

MOSER'S SHADOW PROBLEM

JEFFREY C. LAGARIAS AND YUSHENG LUO

ABSTRACT. Moser's shadow problem asks to find the best function $f_b(n)$ with the property that for each bounded convex polyhedron P in 3-space with n vertices there is some direction \mathbf{v} (depending on P) such that when illuminated by parallel light rays from infinity in direction \mathbf{v} the polyhedron casts a shadow having at least $f_b(n)$ vertices. This paper shows that $f_b(n) = \Theta((\log n)/(\log \log n))$. It also shows that the best function $f(n)$ that every bounded or unbounded polyhedron with n vertices has a direction casting a shadow with at least $f(n)$ vertices satisfies $f(n) = \Theta(1)$.

1. INTRODUCTION

This paper treats a problem first raised in 1966 in an influential list of problems in combinatorial geometry made by Leo Moser ([18, Problem 35]), later reprinted in 1991 ([19]).

Problem 1.1. *Estimate the largest $f = f(n)$ such that every convex polyhedron of n vertices has an orthogonal projection onto the plane with $f(n)$ vertices on the ‘outside’.*

This problem has been called the Moser Shadow Problem ([8, p. 140], [11, Problem B10]). It addresses a fundamental question about the nature of convex 3-dimensional polyhedra, which is to determine restrictions that the convexity property imposes on the parts of its boundary visible under orthogonal projections.

A variant of the shadow problem was formulated in a 1968 paper of G. C. Shephard [21, Problem VIII].

Problem 1.2. *Find a function $f(v)$ such that every convex polyhedron with v vertices possesses a projection which is an n -gon with $n \geq f(v)$.*

In Shephard's version of the problem “projection” refers to the shadow cast by the polygon by parallel light rays from a light source at infinity, but viewed on a two-dimensional screen which is oblique to the direction of the rays and “behind” the polyhedron;. The angle of obliqueness of the screen to the rays of the projection does not affect the number of vertices of the

Date: August 31, 2014.

Work of the first author was partially supported by NSF grants DMS-1100373 and DMS-1401224.

polygonal projection, so it suffices to consider orthogonal projection, as in Moser’s formulation.

Moser’s original problem does not specify whether polyhedra are required to be bounded. Shephard’s version of the problem ([20], [21]) permits only bounded polyhedra since he defines polyhedra to be the convex hull of a finite set of points. The unbounded version of the shadow problem is of interest, since polyhedra are defined as intersections of half-spaces arise in linear programming, and certain linear programming algorithms have an interpretation in terms of shadows. Unbounded convex polyhedra cast shadows which are unbounded polygons and have one more edge than vertex, and the shadows in some directions may fill the plane. To distinguish these cases we let $f_b(n)$ denote the minimal value over bounded polyhedra, and $f(n)$ denote the minimal value allowing unbounded polyhedra as well.

The main results of this paper give solutions to both the bounded and unbounded versions of the Moser shadow problem; the behavior of the functions $f_b(n)$ and $f(n)$ asymptotically differ as $n \rightarrow \infty$. For the original bounded polyhedron version of the problem we show that the function $f_b(n)$ grows at a rate proportional to $\frac{\log n}{\log \log n}$, supplying a lower bound matching a previously known upper bound up to a multiplicative constant. For the general bounded or unbounded polyhedron case we show that $f(n) \leq 5$ for all n .

1.1. Shadow Number. We formulate results following the terminology for polytopes used in Ziegler [24, pp.4–5].

A *polytope* in \mathbb{R}^d is the convex hull of a finite set of points, and a *polyhedron* in \mathbb{R}^d is a finite intersection of half-spaces. Both polyhedra and polytopes are automatically convex, and the concept of polytope is the same as that of bounded polyhedron.

Definition 1.3. (1) Given a (bounded or unbounded) polyhedron P in \mathbb{R}^d and a

$(d - 2)$ -dimensional subspace V , the shadow polygon in “direction” V is the orthogonal projection of the polyhedron onto the subspace $\langle V \rangle^\perp \simeq \mathbb{R}^2$. It is a (bounded or unbounded) polygon. The *shadow number* $s(P, V)$ is the number of vertices in the shadow polygon. In the unbounded case the number of vertices of an (unbounded) shadow polygon will be one less than the number of edges.

(2) The *shadow number* or *orthogonal projection span* $s(P)$ of the polyhedron P is then the maximum over all $(d - 2)$ -subspaces:

$$s(P) := \max_{V \in \mathbb{G}(2, \mathbb{R}^d)} s(P, V),$$

where $\mathbb{G}(2, \mathbb{R}^d)$ is the real Grassmannian of two-dimensional subspaces of \mathbb{R}^d .

This paper exclusively considers the 3-dimensional case \mathbb{R}^3 . The behavior of shadows of polyhedra in higher dimensions is of interest as well, because they are used in certain linear programming algorithms, see Section 1.5. In the 3-dimensional case, the $(d - 2)$ -dimensional subspace V is one-dimensional, specified by a direction \mathbf{v} , and we write $V = \mathbb{R}[\mathbf{v}]$. We then denote the shadow number by $s(P, \mathbf{v})$, allowing \mathbf{v} to be an oriented direction in \mathbb{S}^2 , the double cover of $\mathbb{G}(1, \mathbb{R}^3) = \mathbb{P}^1(\mathbb{R})$, and write

$$s(P) := \max_{\mathbf{v} \in \mathbb{S}^2} s(P, \mathbf{v}).$$

We have $s(P, \mathbf{v}) = s(P, -\mathbf{v})$.

The shadow number is a Euclidean invariant of a 3-polyhedron, i.e. congruent polyhedra have equal shadow numbers. In addition, two 3-polyhedra P_1, P_2 which have (i) the same combinatorial type, and (ii) identical normal directions \mathbf{v} to each corresponding face, will necessarily have equal shadow numbers $s(P_1) = s(P_2)$, since they have identical shadow numbers $s(P_1, \mathbf{v}) = s(P_2, \mathbf{v})$ for every direction \mathbf{v} . Here P_1, P_2 need not be congruent polyhedra. The shadow number is not always preserved under projective transformations, even restricting to those projective transformations whose image polytope is bounded and connected. The lack of projective invariance implies that the shadow number $s(P)$ is also not an invariant of the combinatorial type of a given 3-polyhedron P .

1.2. Shadow Number Bounds: Results. We measure the size of a polyhedron P in terms of its number of vertices $v(P)$, as in Moser's version of the problem. We let $\mathcal{P}(n)$ denote the set of all (three-dimensional) polyhedra having exactly n vertices and $\mathcal{P}_b(n)$ the set of all bounded polyhedra having exactly n vertices.

Definition 1.4. (1) The n -vertex general shadow number or minimal orthogonal projection span $s(n)$ is:

$$f(n) := \min_{P \in \mathcal{P}(n)} \{s(P) : P \text{ has exactly } n \text{ vertices; } P \text{ may be unbounded}\}.$$

(2) The n -vertex bounded shadow number or minimal bounded orthogonal projection span $s_b(n)$ is:

$$f_b(n) := \min_{P \in \mathcal{P}_b(n)} \{s(P) : P \text{ has exactly } n \text{ vertices; } P \text{ is bounded}\}.$$

As mentioned above Moser ([11, p. 60]) noted the upper bound $f_b(n) = O(\log n)$. However in 1989 Chazelle, Edelsbrunner and Guibas [8] obtained an improved upper bound $f_b(n) = O(\frac{\log n}{\log \log n})$ which we discuss in Section 1.3 below.

Our main result concerns the bounded polyhedron case, and obtains a matching lower bound, showing $\frac{\log n}{\log \log n}$ is the correct order of magnitude for $f_b(n)$.

Theorem 1.5. (Bounded Shadow Numbers) *The bounded n -vertex shadow number $s_b(n)$ for 3-dimensional polytopes satisfies*

$$f_b(n) = \Theta\left(\frac{\log n}{\log \log n}\right)$$

for all $n \geq 4$.

In this result the condition $n \geq 4$ is needed for existence of a bounded polyhedron of positive volume. The proof shows that for all large enough n one has

$$f_b(n) \geq \frac{\log n}{\log \log n}.$$

Prior to this result, no nonconstant lower bound was known for $f_b(n)$.

For the general (unbounded) case we obtain by construction an upper bound exhibiting a completely different asymptotic behavior.

Theorem 1.6. (General Shadow Numbers) *The general n -vertex shadow number for 3-dimensional polyhedra is a bounded function, which for all $n \geq 6$ satisfies*

$$f(n) \leq 5.$$

If we instead measure size by the number of edges in the shadow polygon, then this upper bound becomes 6. We do not determine whether this bound is sharp for large n .

For a general polyhedron (bounded or unbounded) another measure of size counts the number of edges $e(P)$ of the polyhedron; $e(P)$ is always larger than the number of vertices $v(P)$ (in view of Euler's relation) and is invariant under projective duality. We let $f^E(e)$ and $f_b^E(e)$ denote the corresponding minima of $s(P)$ or of $s_b(P)$, respectively, taken over all polyhedra, resp. bounded polyhedra having e edges. For bounded polyhedra vertices and edges are related by

$$v(P) \leq e(P) \leq \frac{1}{2}v(P)(v(P) - 1) \leq v(P)^2,$$

since each pair of vertices determines at most one edge of P . When combined with Theorem 1.5 these bounds imply matching lower and upper bounds for the edge-size version of the shadow problem,

$$f_b^E(e) = \Theta\left(\frac{\log e}{\log \log e}\right).$$

For unbounded polyhedra there is no general upper bound for $e(P)$ in terms of $v(P)$, since in dimensions $d \geq 3$ a single vertex may have an arbitrarily number of edges going to infinity. Nevertheless the construction in the proof of Theorem 1.6 still yields examples for all sufficiently large $e(P) = e$ the constant upper bound $f^E(e) \leq 5$.

A third measure of size counts the number of faces $f(P)$ of the polyhedron. We let $f^F(f)$ and $f_b^F(f)$ denote the corresponding minima of $s(P)$ or of $s_b(P)$, respectively, taken over all polyhedra, resp. bounded polyhedra

having f faces. We then obtain bounds of the same type as above for the two functions using the result for edges together with the inequalities

$$f(P) \leq e(P) \leq \frac{1}{2}f(P)(f(P) - 1) \leq f(P)^2$$

which hold for bounded polyhedra P . These bounds are $f_b^F(f) = \Theta\left(\frac{\log f}{\log \log f}\right)$ and $f^F(f) \leq 5$.

1.3. Silhouette Span Problem. In 1989 Chazelle, Edelsbrunner and Guibas [8] solved a related problem, the silhouette span problem. The notion of *silhouette span* $s^*(P)$ of a 3-dimensional polyhedron P , considers shadows cast by point sources at finite distance from the polyhedron ([8, p. 174]).

Definition 1.7. (1) For each point $q \notin P$, the *silhouette* viewed from q is the collection of (closed) faces f of P (of any codimension) that allow a supporting hyperplane h of P such that $q \in h$ and f is in the relative interior of $P \cap h$. This is a collection of vertices and edges, unless h is in a plane determined by a facet of P . The *silhouette size* $s^*(P; q)$ viewed from q is the number of vertices in this collection. Informally, in three dimensions, $s^*(P; q)$ is the number of vertices in a shadow cast by the polyhedron P from a point source of light located at q .

(2) The *silhouette span* of a polyhedron P is:

$$s^*(P) := \sup_{q \in \mathbb{R}^3 \setminus P} s^*(P; q).$$

In parallel with shadow number we make the following definition.

Definition 1.8. (1) The *n -vertex silhouette span* is:

$$s^*(n) := \min\{s^*(P) : P \text{ has } n \text{ vertices}\}.$$

(2) The *n -vertex bounded silhouette span* is:

$$s_b^*(n) := \min\{s^*(P) : P \text{ is bounded and has } n \text{ vertices}\}.$$

Chazelle et al. established the following result.

Theorem 1.9. (Chazelle, Edelsbrunner, Guibas (1989)) *For $n \geq 4$, the minimum silhouette span $s_b^*(n)$ over all 3-polytopes with n vertices is*

$$s_b^*(n) = \Theta\left(\frac{\log n}{\log \log n}\right).$$

Theorem 1.9 is a polar dual version of Theorem 3 in [8], which states the same bounds for the *cross-section span* of a polytope, when minimized over all n -facet polytopes P . The *cross-section span* measures the maximum number of facets of a polytope that can be intersected with a plane. Section 5.3 of their paper presents a polar duality operation which shows that cross-section span of a polytope P (containing 0 in its interior) equals the silhouette span of any polytope Q polar to it with respect to 0. (Lemma 5.17). The polarity operation with respect to an interior point of P sends

facets of P to vertices of the polar polytope Q and preserves incidences (Lemma 5.16), so the minimization for silhouette span is over all n -vertex polytopes.

Chazelle et al. [8, p. 140] noted a relation between the silhouette span problem and the shadow problem. Namely, for any projection direction of parallel rays \mathbf{v} at infinity one has $s^*(P) \geq s(P, \mathbf{v})$, because a point source located sufficiently far away in the direction of \mathbf{v} (along a ray passing through the centroid of P , say) will have shadow polygon having at least as large number of edges as that from parallel rays in direction \mathbf{v} . It follows that for each bounded or unbounded polyhedron P , one has

$$s^*(P) \geq s(P).$$

The upper bound of Theorem 1.9 combined with this inequality yields the upper bound

$$s_b^*(n) \geq f_b(n).$$

Thus Theorem 1.9 implies the upper bound assertion in Theorem 1.5.

1.4. Method of Proof. The proof makes use ideas from the lower bound proof of Chazelle et al. [8, Theorem 3] for silhouette span. Their lower bound was obtained by a reduction of the cross-section span problem to a (projectively) dual formulation relating it to a stabbing-number problem on a finite convex subdivision of \mathbb{R}^3 . A *stabbing number problem* is that of bounding below the maximal number of regions in the polygonal subdivision \mathcal{P} of a plane that can be crossed by a single line. They established a lower bound for the stabbing number problem for finite convex subdivisions, see Theorem 4.1 below. Since their reduction used projective transformations (which need not preserve shadow number) it did not imply any lower bound for the Moser Shadow problem.

Our results are obtained via a different reduction of the shadow number problem to a stabbing number problem. The new reduction method involves two steps.

- (1) Mapping the polyhedron P to its spherical image on \mathbb{S}^2 . The spherical image of P is a subdivision of \mathbb{S}^2 into spherical polygons having the property that all edges are great-circle arcs; we term these *geodesic spherical polygons*. The spherical image of P is projectively dual to P in the sense that vertices, edges and faces of P correspond to faces, edges, and vertices of the spherical image, respectively.
- (2) Taking *gnomonic projection* (or central projection) of a suitable hemisphere of a polygonal subdivision \mathcal{P} of \mathbb{S}^2 . This image is a polygonal subdivision of \mathbb{R}^2 . One makes a suitable choice of a hemisphere in taking this step.

The first reduction step distinguishes bounded polyhedra from unbounded polyhedra. The spherical image of a bounded polyhedron gives a polygonal subdivision that covers all of \mathbb{S}^2 , while the spherical image of an unbounded polyhedron is contained in a hemisphere of \mathbb{S}^2 . In the subcase

that the spherical image is strictly contained in a hemisphere, a suitable gnomonic projection will produce a polygonal subdivision \mathcal{P} of \mathbb{R}^2 having a non-convex unbounded region; this non-convex region corresponds to the region outside the projection of the spherical image. The stabbing number bound for non-convex subdivisions is qualitatively different from the convex case; it is bounded by a constant. Since the first reduction step above is not known to be reversible¹, to obtain a matching upper bound in the unbounded polyhedron case we present an explicit construction, given in Section 5.

The upper bound result for $f_b(n)$ follows from Theorem 1.9. It is also possible to directly construct a bounded polyhedron P with n vertices having shadow number $s(P) = O\left(\frac{\log n}{\log \log n}\right)$ by a recursive construction analogous to that made in [8, Sect. 5.2, 5.3].

1.5. Generalizations. We discuss two different d -dimensional generalizations of the shadow problem. The first of these considers 2-dimensional orthogonal projections, and the second considers $(d - 1)$ -dimensional orthogonal projections.

The first generalization is that embodied in Definition 1.3, which considers 2-dimensional projections of an d -dimensional polyhedra. There are several quantities related to such shadows that have been studied. The shadow vertex simplex algorithm is a parametric version of the simplex algorithm in linear programming which was introduced by Gass and Saaty [15] in 1955. Analysis of this algorithm leads to study of 2-dimensional shadows of d -dimensional polyhedra. The worst case behavior of the shadow vertex method is related to cases of LP polyhedra having large shadows. This leads to the problem of maximizing shadow number, not minimizing it as treated in this paper. For dimension $d = 3$ it is easily seen that for all $n \geq 4$ there are polyhedra having all vertices visible in a shadow: one may take a suitable oblique cone over a base that is an $(n - 1)$ -gon. Amenta and Ziegler [2] and Gärtner, Helbling, Ota and Takahashi [13] present constructions of bad examples.

In the 1980's Borgwardt [4], [5], [6] developed a polynomial time average case analysis of the variant of the simplex method for linear programming that uses the shadow vertex pivot rule. The shadow vertex simplex algorithm later provided the fundamental example used in Spielman and Teng's [22] theory of smoothed analysis of algorithms. Their analysis requires obtaining some control on the (average) size of shadows, as a function of the numbers of variables and constraints in the linear program. Further developments of smoothed analysis are given in Deshpande and Spielman [12], Kelner and Spielman [16].

¹To our knowledge, the range of subdivisions given by the spherical image map has not been characterized in the unbounded case.

To our knowledge, the problem in dimensions $d \geq 4$ analogous to this paper, that of finding the growth of the minimal shadow number function of 2-dimensional shadows of d -polyhedra having n vertices, remains to be investigated.

A second generalization of the shadow problem considers $(d-1)$ -dimensional projections of d -dimensional polyhedra. This problem can be related to an $(d-1)$ -dimensional version of the stabbing number problem discussed in Section 4. Toth [23] has constructed examples in all dimensions having small stabbing numbers, extending the analysis of Chazelle, Edelsbrunner and Guibas [8].

2. REDUCTION TO SPHERICAL IMAGE PROBLEM

In this section, our aim is to relate Problem 1.1 to a dual problem about convex geodesic subdivisions on the standard sphere

$$\mathbb{S}^2 := \{u = (u_1, u_2, u_3) \in \mathbb{R}^3 : u_1^2 + u_2^2 + u_3^2 = 1\}.$$

This reduction relates a three-dimensional problem to a two-dimensional problem.

2.1. Spherical Image map and spherical image subdivision. The *spherical image* $\sigma(P) \subset \mathbb{S}^2$ of a polyhedron P is the subset of \mathbb{S}^2 consisting of all outward unit normal directions to the supporting hyperplanes² of P . If P is a bounded polyhedron then $\sigma(P) = \mathbb{S}^2$, while if P is unbounded then $\sigma(P)$ is contained in some hemisphere of \mathbb{S}^2 , see Alexandrov [1, Section 1.5, esp. Theorem 3].

The spherical image $\sigma(P)$ has a partition into convex spherical polygons $\{S_i\}$ which we call the *spherical image subdivision* $\mathcal{D}_\sigma(P)$. The $\{S_i\}$ correspond to the vertices v_i of P . A *spherical polygon* is one whose edges are segments of great circles, and the convexity condition requires that all interior angles of the polygon be at most π . Here for any point $x \in P$ we define its *spherical image* $D(x; P)$ by

$$D(x; P) := \{u \in \mathbb{S}^2 : u \text{ is an outward unit normal of a supporting plane through } x\}.$$

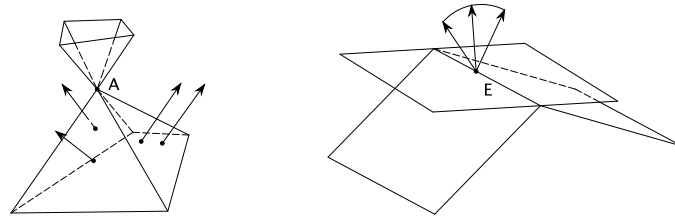
Here $D(\cdot, P)$ maps any interior point of P to the empty set, any face of P to a singleton set, any edge to an arc of a great circle, and any vertex v_i to a spherical convex polygon.

We define the spherical image subdivision

$$\mathcal{D}_\sigma(P) := \{Int(D(x; P)) : x \text{ is a vertex of } P\}$$

Notice that up to a rotation, this subdivision is invariant under Euclidean motions applied to P . However there also exist non-congruent polyhedra P_1, P_2 that have the same spherical image subdivision, $\mathcal{D}_\sigma(P_1) = \mathcal{D}_\sigma(P_2)$.

²A *supporting hyperplane* through x is a hyperplane through x such that the P lies on one side of the hyperplane. The *outward unit normal* of a supporting plane is defined to be the unit normal of the supporting plane pointing towards the half plane that does not contain P .



(A) Spherical Image of a Vertex (B) Spherical Image of an Edge

FIGURE 2.1. Spherical images.

This happens when P_1, P_2 have the same combinatorial type and also have identical outward normals to all of their faces, under a combinatorial isomorphism between them. On the other hand, there exist polyhedra having the same combinatorial type with different spherical images.

In summary, we have the following result about the spherical image subdivision, given in Alexandrov [1].

Theorem 2.1. (Spherical Image Subdivision of a Polyhedron) *The spherical image $\sigma(P)$ of a (bounded or unbounded) convex polyhedron in \mathbb{R}^3 is composed of spherical polygons S_1, \dots, S_m that are the spherical images of the vertices of the polyhedron. These polygons have no common interior points. Each common side of two polygons S_k and S_ℓ is a spherical image of the interior of the edge between the corresponding vertices. Each common vertex of polygons S_k, \dots, S_q is the spherical image of the interior of the face that contains the vertices of the polyhedron corresponding to these polygons. Each angle of the polygons S_ℓ is the complement of the planar angle at the corresponding vertex of the polygon.*

Proof. This result is Theorem 1 in Sect. 1.5.1. of Alexandrov [1, p. 41]. \square

In the case of a bounded polyhedron P , the spherical image subdivision $\mathcal{D}_\sigma(P)$ covers all of \mathbb{S}^2 . In the case of an unbounded polyhedron P , the spherical image subdivision $\mathcal{D}_\sigma(P)$ covers the spherical image $\sigma(P)$. In this case $\sigma(P)$ equals the spherical image $\sigma(C)$ of a pointed polyhedral cone C called its *limit angle*, defined by its set of unbounded directions, cf. Alexandrov [1, Sect. 1.4.1 and Sect. 1.5.3, Theorem 3]. This image $\sigma(C)$ is a convex spherical polygon in the sense of the next subsection.

2.2. Spherical convex subdivisions. We now consider more general spherical polygonal subdivisions, not necessarily coming from a polyhedron, but imposing a convexity condition on its polygonal pieces.

To discuss polygonal subdivisions we introduce the following terminology. The relative interior of the intersection of the closures of two regions, if nonempty, is called a *vertex* if it is a point, and an *edge* otherwise. Notice

that an edge is an open arc of some great circle. Two regions are *adjacent* if their closures contain a common edge.

Definition 2.2. A *convex spherical polygon* is a finite intersection of closed hemispheres in \mathbb{S}^2 .

We define more generally notions of a spherical convex subdivision, resp. partial convex subdivision, of \mathbb{S}^2 .

Definition 2.3. (1) A finite set of interiors of convex spherical polygons (called *regions*) of \mathbb{S}^2 defines a *spherical convex subdivision* \mathcal{D} (or *subdivision* for short) of \mathbb{S}^2 if no two regions of \mathcal{D} intersect and the union of their closures is \mathbb{S}^2 . Similarly, a *spherical convex subdivision* \mathcal{D} of a convex spherical polygon U is a finite set of interiors of regions as above, in which no two regions of \mathcal{D} intersect and the union of their closures is U . We call the cases \mathbb{S}^2 and U *full subdivisions* and *partial subdivisions*, respectively.

(2) The *completed spherical subdivision* \mathcal{D}' of \mathbb{S}^2 associated to a spherical convex subdivision of the two types above takes $\mathcal{D}' := \mathcal{D}$ in the case of a full subdivision, and otherwise takes $\mathcal{D}' := \mathcal{D} \cup (\mathbb{S}^2 \setminus U)$ obtained by adding the *exterior region* ($\mathbb{S}^2 \setminus U$); the exterior region is the interior of a (generally nonconvex) spherical polygon.

According to Theorem 2.1, for a polyhedron P its associated spherical image subdivision

$$\mathcal{D}_\sigma(P) = \{Int(D(x; P)) : x \text{ is a vertex of } P\}$$

forms a spherical convex subdivision of \mathbb{S}^2 in the bounded case and a spherical convex subdivision of $U = \sigma(P)$ in the unbounded case. (Recall that $U = \sigma(C)$ for a convex pointed polyhedral cone C .)

2.3. Great circle span of a subdivision. We will relate the original problem of determining $s_b(n)$ (resp. $s(n)$) to the minimum of the maximal number of regions cut by any great circle over completed spherical subdivisions $\mathcal{D}_\sigma(P)$ induced by bounded polyhedra (resp. unbounded polyhedra). For this purpose we introduce the following notions for spherical convex subdivisions.

Definition 2.4. Let \mathcal{D} be a spherical convex subdivision of \mathbb{S}^2 or of $U = \sigma(C)$ for some pointed convex cone C in \mathbb{R}^3 .

(1) For a direction $u \in \mathbb{S}^2$, let C_u denote the great circle in \mathbb{S}^2 perpendicular to u . The *great circle span* $c(u, \mathcal{D})$ with respect to u of \mathcal{D} is the number of regions intersected by C_u in the convex spherical subdivision \mathcal{D} .

(2) The *great circle span* $c(\mathcal{D})$ of a convex spherical subdivision \mathcal{D} is

$$c(\mathcal{D}) := \sup_{u \in \mathbb{S}^2} c(u, \mathcal{D}).$$

Definition 2.5. A spherical convex subdivision \mathcal{D} of either \mathbb{S}^2 or of $\sigma(C)$ for a pointed convex cone C is said to be of *size* n if its associated completed subdivision \mathcal{D} contains exactly n regions.

We let $\mathcal{D}_b(n)$ denote the set of spherical convex subdivisions \mathcal{D} of the two-sphere \mathbb{S}^2 of size n . We let $\mathcal{D}(n)$ denote the set of all size n convex spherical subdivisions of either \mathbb{S}^2 or of $\sigma(C)$ as above; thus $\mathcal{D}_b(n) \subset \mathcal{D}(n)$.

Definition 2.6. (1) For $n \geq 3$ the *minimal partial subdivision great circle span* $c(n)$ is given by

$$c(n) := \inf_{\mathcal{D} \in \mathcal{D}(n)} c(\mathcal{D}).$$

(2) For $n \geq 3$ the *minimal full subdivision great circle span* $c_b(n)$ is given by

$$c_b(n) := \inf_{\mathcal{D} \in \mathcal{D}_b(n)} c(\mathcal{D}).$$

2.4. Relation of shadow number and great circle span.

Theorem 2.7. (1) Let P be a bounded or unbounded polyhedron in \mathbb{R}^3 , and let $\mathcal{D}_\sigma(P)$ its induced spherical image subdivision of \mathbb{S}^2 or of $U = \sigma(P)$. Then the shadow number

$$s(P) = c(\mathcal{D}_\sigma(P)).$$

(2) If $f_b(n)$ is the n -vertex bounded shadow number and $c_b(n)$ is the minimal full subdivision great circle span, then

$$f_b(n) \geq c_b(n).$$

(3) If $f(n)$ is the n -vertex shadow number and $c(n)$ is the minimal partial subdivision great circle span, then

$$f(n) \geq c(n).$$

Proof. (1) A vector $u \in \mathbb{S}^2$ is said to be *non-degenerate* (for P) if u is not perpendicular to any outward normal of a face of P , and u is said to be *degenerate* if otherwise.

We will first prove that for non-degenerate $u \in \mathbb{S}^2$,

$$c(u, \mathcal{D}_\sigma(P)) = s(u, P).$$

Let E be an edge of P bounded by two faces F_1, F_2 with outward unit normals v_1, v_2 respectively. For simplicity, we will denote $E = (v_1 v_2)$. E is projected to an edge on the boundary of the projection of P along u if and only if the inner products $\langle u, v_1 \rangle$ and $\langle u, v_2 \rangle$ have opposite signs. (Here $\langle a, b \rangle$ denotes the usual inner product in \mathbb{R}^3 .) Therefore, we have

$$s(u, P) = |\{E = (v_1 v_2) : \langle u, v_1 \rangle \langle u, v_2 \rangle < 0\}|.$$

Notice that C_u divides \mathbb{S}^2 into two open hemispheres. Notice $v_1, v_2 \in \mathbb{S}^2$ are in different open hemispheres of C_u if and only if $\langle u, v_1 \rangle$ and $\langle u, v_2 \rangle$ have different signs. Hence, an edge $E = (v_1 v_2)$ is projected to an edge on the boundary if and only if its spherical image intersects C_u . Notice that the number of edges cut by great circle C in a convex subdivision \mathcal{D} of \mathbb{S}^2 is the same as the number of regions cut by C in a completed subdivision \mathcal{D}' , so we have $s(u, P)$ is the number of edges cut by C_u in completed subdivision $\mathcal{D}_\sigma(P)'$.

If P is bounded then the number of edges cut by C_u in completed subdivision $\mathcal{D}_\sigma(P)' = \mathcal{D}_\sigma(P)$ is the same as the number of regions intersected by C_u which is $c(u, \mathcal{D}_\sigma(P))$, so $c(u, \mathcal{D}_\sigma(P)) = s(u, P)$ in this case.

If P is unbounded, then the shadow polygon is unbounded and its number of edges is $s(u, P) + 1$, while the great circle C_u in general position always intersects the exterior region to $\mathcal{D}_\sigma(P)$, and hence cuts $c(u, \mathcal{D}_\sigma(P)) + 1$ edges in the completed subdivision. Thus $c(u, \mathcal{D}_\sigma(P)) = s(u, P)$ in this case too.

In the case that $u \in \mathbb{S}^2$ is degenerate, it is not hard to see that the functions $s(-, P)$ and $c(-, \mathcal{D}_\sigma(P))$ each have a local minimum at u . Therefore,

$$\begin{aligned} s(P) &= \sup_{u \in \mathbb{S}^2} s(u, P) \\ &= \sup_{u \in \mathbb{S}^2 \text{ non-degenerate}} s(u, P) \\ &= \sup_{u \in \mathbb{S}^2 \text{ non-degenerate}} c(u, \mathcal{D}_\sigma(P)) \\ &= \sup_{u \in \mathbb{S}^2} c(u, \mathcal{D}_\sigma(P)) = c(\mathcal{D}_\sigma(P)). \end{aligned}$$

(2) We have

$$\begin{aligned} f_b(n) &= \inf_{P \in P_b(n)} s(P) \\ &= \inf_{P \in P_b(n)} c(\mathcal{D}_\sigma(P)) \\ &\geq \inf_{\mathcal{D} \in \mathcal{D}_b(n)} c(\mathcal{D}) = c_b(n). \end{aligned}$$

(3) The general bound $f(n) \geq c(n)$ follows by a chain of inequalities parallel to those given in (2). \square

Remark 2.8. The set of all spherical image subdivisions $\mathcal{D}_\sigma(P)$ of bounded polyhedra P having n vertices is contained in the set of all spherical convex subdivisions \mathcal{D} of \mathbb{S}^2 . It is not known whether this inclusion is an equality. If it were an equality, then one would get equality in assertion (2) of Theorem 2.7. An analogous situation holds concerning possible equality in assertion (3) in Theorem 2.7.

3. REDUCTION VIA GNOMONIC PROJECTION TO STABBING NUMBER PROBLEM

We now relate great circle span problems on spherical convex subdivisions of \mathbb{S}^2 to a family of line span (stabbing number) problems on Euclidean convex subdivisions of \mathbb{R}^2 using *gnomonic projection*, also called *central projection*.

3.1. Gnomonic projection. Gnomonic projection maps an open hemisphere of a sphere \mathbb{S}^2 bijectively to a plane. Let \mathbb{S}^2 be the standard sphere in \mathbb{R}^3 , and let $\mathbb{S}_-^2 := \mathbb{S}^2 \cap \{(x_1, x_2, x_3) : x_3 < 0\}$ denote the lower open hemisphere in the last coordinate. Let H be the plane $\{(x_1, x_2, x_3) : x_3 = -1\}$.

We define the *gnomonic projection* $\gamma : \mathbb{S}_-^2 \rightarrow H$ by mapping $v \in \mathbb{S}_-^2$ to the unique intersection point $u \in H$ of the line through 0 and v with H .

Gnomonic projection is not a conformal mapping, but it preserves convexity, i.e. it maps an a spherical angle less than 180° to a Euclidean angle less than 180° .

Lemma 3.1. (1) *Gnomonic projection maps great circles of \mathbb{S}^2 that intersect \mathbb{S}_-^2 bijectively to lines in $H \simeq \mathbb{R}^2$.*

(2) *Gnomonic projection maps convex spherical polygons in \mathbb{S}_-^2 to convex polygons.*

Proof. (1) Let C' be a great circle in \mathbb{S}^2 distinct from the equator $C := \{(u_1, u_2, u_3) \in \mathbb{S}^2 : u_3 = 0\}$. and set H' be the hyperplane such that $C' = H' \cap \mathbb{S}^2$. Then $\gamma(C' \cap \mathbb{S}_-^2) = H' \cap H$ is a line in H . Conversely, if L is a line in H , let H' be the plane through L and 0. Then $\gamma^{-1}(L) = H' \cap \mathbb{S}_-^2$ is a great circle intersecting \mathbb{S}_-^2 . Hence, γ maps great-semicircles non-trivially intersecting \mathbb{S}_-^2 bijectively to lines in $H \simeq \mathbb{R}^2$.

(2) Using a similar argument to (1), one shows that γ maps closed hemispheres intersecting \mathbb{S}_-^2 bijectively to closed half-planes in H . Since every convex spherical polygon is a finite intersection of closed hemispheres, and since every convex polygon in H is a finite intersection of closed half-planes in H , we deduce that γ maps convex spherical polygons in \mathbb{S}_-^2 bijectively to convex polygons in H . \square

3.2. Euclidean convex subdivisions and stabbing number. We next consider Euclidean convex subdivisions and stabbing number.

Definition 3.2. A (Euclidean) *convex subdivision* \mathcal{E} (or *subdivision* for short) of a Euclidean plane H to be a finite set of pairwise disjoint open convex polygons (bounded or unbounded), which we call *regions*, such that the closures of the regions cover the whole plane. In a similar way to convex spherical subdivision, we define edges, and vertices of a subdivision of a plane.

Definition 3.3. Let \mathcal{E} be a (finite) convex subdivision of a plane \mathbb{R}^2 and L a line in that plane.

(1) The *line span* or *stabbing number* $\ell(L, \mathcal{E})$ of \mathcal{E} with respect to a line L in \mathbb{R}^2 is the number of regions in \mathcal{E} intersected by L . (In a special position case where the line L follows an edge that is a boundary of two regions, without entering either we count it as passing through 1 region there.)

(2) The *line span* or *stabbing number* $\ell(\mathcal{E})$ of the subdivision \mathcal{E} is

$$\ell(\mathcal{E}) := \sup_{L \text{ a line in } \mathbb{R}^2} \ell(L, \mathcal{E}).$$

(3) The *minimal line span* $\ell(n)$ of convex subdivisions with n regions is given by

$$\ell(n) := \inf_{\mathcal{E} \in \mathcal{E}(n)} \ell(\mathcal{E}),$$

in which $\mathcal{E}(n)$ denotes the set of all convex subdivisions of \mathbb{R}^2 having n regions.

3.3. Relation of great circle span and line span under gnomonic projection. Now let \mathcal{D} be a spherical convex subdivision of \mathbb{S}^2 . By intersecting each region with the open hemisphere \mathbb{S}_-^2 , we obtain a spherical convex subdivision of \mathbb{S}_-^2 , which we denote by \mathcal{D}_- . Its image under the gnomonic projection $\gamma : \mathbb{S}_-^2 \rightarrow H$ is then a (Euclidean) convex subdivision $\gamma(\mathcal{D}_-)$ of H .

This map yields a relationship between the minimal great circle span and the minimal line span, as follows

Theorem 3.4. *Let $c_b(n)$ be the minimal full subdivision great circle span and $\ell(n)$ be the minimal line span, then*

$$c_b(n) \geq \ell(\lceil n/2 \rceil)$$

where $\lceil x \rceil$ denotes the ceiling function, denoting the smallest integer at least as large as x .

Proof. Let \mathcal{D} be a spherical convex subdivision of size n of all of \mathbb{S}^2 . By rotating the subdivision \mathcal{D} by a suitable rotation $\theta \in SO(3)$, we may assume that this subdivision restricted to the lower hemisphere $(\theta\mathcal{D})_-$ has the maximum size (number of regions), call it $k = k(\mathcal{D})$. By averaging over all rotations we have $k(\mathcal{D}) \geq n/2$, whence

$$k(\mathcal{D}) \geq \lceil n/2 \rceil.$$

We will use $c(u, (\theta\mathcal{D})_-)$ to denote the number of regions intersected by the great circle C_u that lie in \mathbb{S}_-^2 . Notice that for all $\theta \in SO(3)$,

$$c(u, \theta\mathcal{D}) \geq c(u, (\theta\mathcal{D})_-).$$

By this argument, \mathcal{D}_- induces a subdivision $\gamma(\theta\mathcal{D}_-)$ of size $k \geq \lceil n/2 \rceil$ of H .

Now let $u \in \mathbb{S}^2$ be given, and let C_u be the great circle perpendicular to u . Set $L_u = \gamma(C_u \cap \mathbb{S}_-^2)$. Then we have

$$\ell(L_u, \gamma((\theta\mathcal{D})_-)) = c(u, \mathcal{D}_-) \leq c(u, \mathcal{D}).$$

Since γ maps great circles nontrivially intersecting \mathbb{S}_-^2 bijectively to lines in H , we obtain

$$\sup_{u \in \mathbb{S}^2} \ell(L_u, \gamma((\theta\mathcal{D})_-)) = \sup_L \ell(L, \gamma((\theta\mathcal{D})_-)) = \ell(\gamma((\theta\mathcal{D})_-)).$$

Therefore, we obtain

$$\begin{aligned}
c_b(n) &= \inf_{\mathcal{D} \in \mathcal{D}_b(n)} \sup_{u \in \mathbb{S}^2} c(u, \mathcal{D}) \\
&\geq \inf_{\mathcal{D} \in \mathcal{D}_b(n)} \left(\sup_{\theta \in SO(3)} \sup_{u \in \mathbb{S}^2} \ell(L_u, \gamma(\theta \mathcal{D})_-) \right) \\
&= \inf_{\mathcal{D} \in \mathcal{D}_b(n)} \sup_{\theta \in SO(3)} \ell(\gamma((\theta \mathcal{D})_-)) \\
&\geq \inf_{\mathcal{D} \in \mathcal{D}_b(n)} \ell(k(\mathcal{D})) \\
&\geq \ell(\lceil n/2 \rceil).
\end{aligned}$$

The last inequality holds because the line span $\ell(n)$ is a non-decreasing function of n , as is easily checked. \square

4. STABBING NUMBER LOWER BOUND AND PROOF OF THEOREM 1.5

We deduce Theorem 1.5 using a lower bound result for minimal line span (i.e. stabbing number) proved by Chazelle, Edelsbrunner and Guibas [8, Lemma 3.2].

4.1. Stabbing number for convex subdivisions. Recall that a *convex polygonal subdivision* of the plane \mathbb{R}^2 is a dissection of the plane into a finite number of convex polygonal regions; necessarily some of these regions are unbounded. In the case of a finite number of regions, the convexity condition on the subdivision is sufficient to force all these regions to be polygons.

The following result is given in [8, Lemma 3.2]. The proof uses an iterated topological sweep and captures a crucial tradeoff explaining why $\frac{\log n}{\log \log n}$ is a lower bound for minimal line span.

Theorem 4.1. (Chazelle, Edelsbrunner, Guibas (1989)) *Let $\ell(n)$ be the minimal line span of a convex polygonal subdivision of the plane \mathbb{R}^2 into n regions. Then for all sufficiently large n ,*

$$\ell(n) \geq \frac{\log 2n}{\log \log 2n}.$$

For the reader's convenience, and for completeness, in an Appendix we include the proof from [8], making small changes to improve the original lower bound $\frac{\log n}{\log \log n}$ to $\frac{\log 2n}{\log \log 2n}$.

Remark 4.2. If we relax the convexity hypothesis on all (bounded and unbounded) regions made in the subdivision in Theorem 4.1, then the conclusion no longer holds. Specifically, there exists a family of polygonal subdivisions \mathcal{P} of the plane, satisfying

- (i) all family members have a fixed number of unbounded regions, and unbounded regions may be non-convex.
- (ii) there are family members with an arbitrary large number of bounded regions, and all family members have convex bounded regions

which have a uniformly bounded stabbing number. This is evident from the construction in Section 5.

4.2. Proof of Theorem 1.5. For the upper bound, we use the bound on silhouette span $s(n) = O(\log(n)/\log(\log(n)))$ given in Theorem 1.9 and the fact that

$$s_b^*(n) \geq f_b(n).$$

To prove $p(n) = \Omega(\log(n)/\log(\log(n)))$, we have by combining Theorem 2.7 and Theorem 3.4 that

$$f_b(n) \geq c_b(n) \geq \ell(\lceil n/2 \rceil).$$

Combining this inequality with the lower bound $\ell(n) \geq \log 2n / \log \log 2n$ of Theorem 4.1, yields

$$f_b(n) \geq \frac{\log n}{\log \log n}$$

for all sufficiently large n , hence there is $C > 0$ with

$$f_b(n) \geq C \frac{\log n}{\log \log n}$$

for all $n \geq 4$, as asserted.

5. UNBOUNDED CONVEX POLYHEDRA: GENERAL SHADOW NUMBER

To obtain an upper bound on shadow number for unbounded polyhedra, we directly construct a sequence of unbounded polyhedra P_n having n vertices and $2n$ faces whose shadow number $s(P_n) = 5$.

This construction reverses the direction of implications used in proving Theorem 1.5. It proceeds by first constructing a convex polyhedral subdivision \mathcal{E}_n of a regular $(n-1)$ -gon in \mathbb{R}^2 in which the unbounded region outside the $(n-1)$ -gon is the only non-convex region, and this (non-convex) polyhedral subdivision of \mathbb{R}^2 has stabbing number 6 (which includes the non-convex region). We then use the inverse map for gnomonic projection to pull this back to a certain spherical convex subdivision \mathcal{D}_n whose closure is the spherical image of a pointed convex cone $\sigma(C_n)$, which automatically has great circle span $c(\mathcal{D}_n) = 5$. Note that the general inequality $s(n) \geq c(n)$ in Theorem 2.7 (3) goes the wrong direction, so to complete the proof we must establish that each subdivision \mathcal{D}_n we construct is in the range of the spherical image map $\mathcal{D}_\sigma(\cdot)$ on the set of all unbounded polyhedra $\mathcal{P} = \cup_{n \geq 1} \mathcal{P}(n)$, i.e. $\mathcal{D}_n = \mathcal{D}_\sigma(P_n)$ for an unbounded polyhedron P_n , which then has shadow number 5.

5.1. Construction of spherical convex subdivision \mathcal{D}_n of \mathbb{S}^2 . To begin the construction, for each integer $n \geq 4$, construct two homothetic regular $(n-1)$ -gons with center at the origin in \mathbb{R}^2 , such that the corresponding edges of the two regular polygons are parallel. We draw a line segment connecting two corresponding vertices from the two polygons (See Figure

5.1). This construction defines a convex subdivision of the larger regular polygon, call it Q_n .

We call the region between the two polygons the *ring region*, and we call the interior of the smaller polygon the *interior region*. This subdivision of Q_n contains $(n - 1)$ congruent ring regions and 1 interior region. We may scale the distance between two parallel edges of the homothetic $(n - 1)$ -gons so small so that any straight line in the plane intersects at most 4 ring regions, and we call this subdivision of the larger regular $(n - 1)$ -gon \mathcal{E}_n . Hence, the line span of \mathcal{E}_n (defined similarly to the line span of a convex subdivisions of \mathbb{R}^2) is at most 6; in fact the bound 6 is attained for all $n \geq 6$.

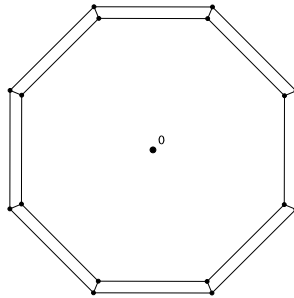


FIGURE 5.1. Subdivision of Regular $(n - 1)$ -gon, for $n = 9$.

Next, identify \mathbb{R}^2 with the plane $H = \{z = -1\}$ in \mathbb{R}^3 used in gnomonic projection, and locate the common centroid of the two $(n - 1)$ -gons at $(0, 0, -1)$. Under the inverse of gnomonic projection, the resulting subdivision of the larger regular polygon defines a subdivision of a spherical regular $(n - 1)$ -gon (See Figure 5.2), which we call \mathcal{D}_n , which is strictly contained in the lower hemisphere of \mathbb{S}^2 . Here we note that all spherical $(n - 1)$ -gons in the lower hemisphere (with any fixed angle size) are the spherical images $\sigma(C_n)$ of suitable pointed convex cone. For $n \geq 6$ the convex subdivision \mathcal{D}_n of $\sigma(C_n)$ has great circle span $c(\mathcal{D}_n) = 5$; the decrease by 1 comes from the unbounded regions contributing a count of 1 in the Euclidean subdivision but 0 in the spherical subdivision by definition.

5.2. Construction of unbounded polyhedron P_n . We claim that the subdivision \mathcal{D}_n above of the spherical regular $(n - 1)$ -gon $\sigma(C_n)$ is the spherical image subdivision $\mathcal{D}_\sigma(P_n)$ induced from an unbounded convex polyhedron P_n having n vertices. More precisely, we prove the following result, which establishes Theorem 1.6.

Theorem 5.1. *For each $n \geq 6$, given the convex subdivision \mathcal{D}_n above, there is an unbounded convex polyhedron P_n with n vertices such that the spherical image of a vertex in P_n is the closure of a region in \mathcal{D}_n ; the spherical image of an edge in P_n is the closure of an edge in \mathcal{D}_n ; the spherical image of a*

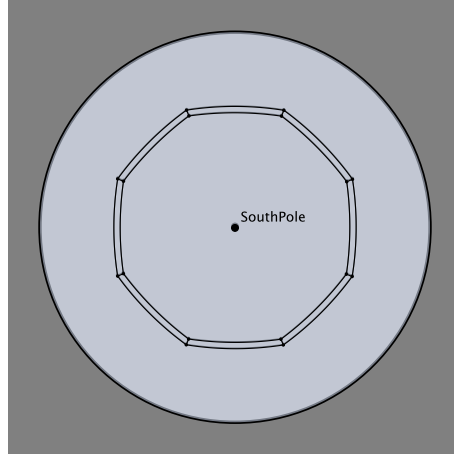


FIGURE 5.2. Induced Subdivision in Sphere

plane in P_n is a vertex in \mathcal{D}_n ; and vice versa. In particular, $\mathcal{D}_\sigma(P_n) = \mathcal{D}_n$ and P_n has n vertices and the shadow number $s(P_n) = 5$.

Proof. We first observe that for a convex polyhedron, the spherical image is uniquely determined if the outward unit normals of the faces and the adjacency relation of faces are known. To see this, notice for any two points in an open hemisphere, there is a unique arc of the great circle connecting the two points in this open hemisphere. So the spherical image of an edge formed by two faces is determined by the unique arc connecting the corresponding two points on the sphere, and the spherical image of a point incident to edges E_1, \dots, E_k is determined by the unique region contained in some open hemisphere bounded by the corresponding arcs.

Let v be a vertex in S_n , we denote H_v to be the closed half space separated by the tangent plane through v that contains the sphere. We let

$$P_n = \bigcap_{v \text{ vertex of } S_n} H_v$$

It is clear that P_n has the right outward unit normals of faces. By the above observation, to show P_n gives the desired spherical image, it suffices to show faces of P_n have the right adjacency relation. This reduces to prove the following two claims:

Claim 1. *The tangent planes through vertices of the interior region intersect at a single point.*

Proof of Claim 1. Let v_1, \dots, v_{n-1} be the vertices of the interior region, and denote the South Pole as s . Since the interior region is a regular $(n-1)$ -gon centered at s , the spherical distance between s and v_i 's are equal. Let l be the line through s and the center of the sphere 0 , then H_{v_i} 's are only differ by a rotation along l (See Figure 5.3). Let u be the intersection of l and

H_{v_1} , then it is clear that

$$\bigcap_{i=1}^{n-1} H_{v_i} = \{u\}$$

The claim follows. □

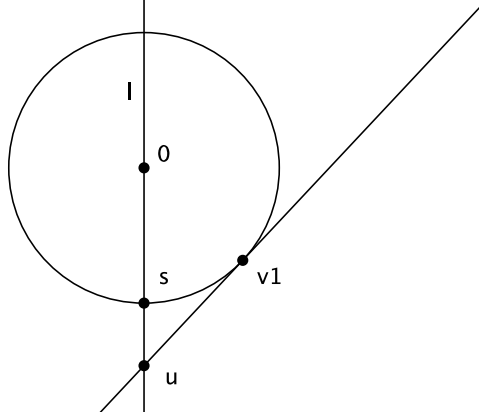


FIGURE 5.3. Cross Section View

Claim 2. *The tangent planes through vertices of a ring region intersect at a single point.*

Proof of Claim 2. Let v_1, v_2, w_1, w_2 be the vertices of a ring region, with v_1, v_2 from vertices of the inner spherical polygon and w_1, w_2 from vertices of the outer one. Let $[v_1v_2]$ denote the line segment connecting v_1 and v_2 , and v_m be the mid point of $[v_1v_2]$, then $H_{v_1} \cap H_{v_2}$ is a line l_v lying in the plane Q_v through v_m perpendicular to $[v_1v_2]$ (See Figure 5.4). Similarly $H_{w_1} \cap H_{w_2}$ is a line l_w lying in plane Q_w through w_m perpendicular to $[w_1w_2]$. By construction, v_1, v_2, w_1, w_2 actually forms an isosceles trapezoid, so Q_v and Q_w coincide. This shows that l_v and l_w intersect at a single point as they are not parallel, and the claim follows. □

The above two claims prove that P_n has the desired adjacency relation of faces and hence has the desired spherical image, which induces the subdivision S_n . Notice that there are n regions in the subdivision \mathcal{D}_n ($n - 1$ ring regions plus 1 interior region), which corresponds to n vertices in P_n . This proves that P_n has n vertices, and we have established that the spherical image $\mathcal{D}_\sigma(P_n) = \mathcal{D}_n$.

Now by Theorem 2.7 (1) we conclude that

$$s(P_n) = c(\mathcal{D}_\sigma(P_n)) = c(\mathcal{D}_n) = 5,$$

as asserted. □

Remark 5.2. In Section 1.2 we discussed an alternative measure of size of a polyhedron P that counts its number of edges $e(P)$. The examples P_n used in this construction work for the edge number size measure as well. These

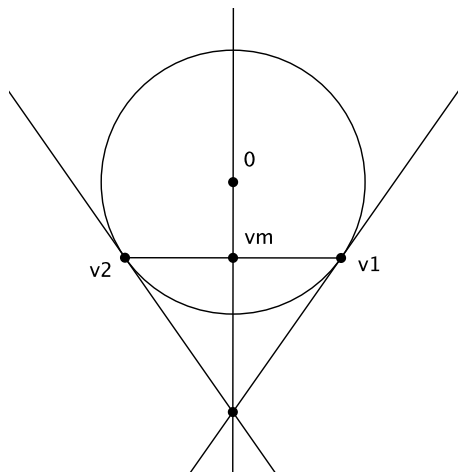


FIGURE 5.4. Cross Section View

P_n have n vertices, n faces, and $2n - 1$ edges, and so establish boundedness of the shadow function with respect to any of these measures of size of the polyhedron going to $+\infty$.

Acknowledgments. The authors thank H. Edelsbrunner for helpful comments and references. Some work of the second author was done while at the National University of Singapore.

REFERENCES

- [1] A. D. Alexandrov, *Convex Polyhedra*, Springer-Verlag: Berlin, Heidelberg 2005. (Original publication: *Convex Polyhedra*, Goshtekhizdat, Moscow-Leningrad 1950.)
- [2] N. Amenta and G. M. Ziegler, *Deformed products and maximal shadows of polytopes*, pp. 57–90 in: B. Chazelle, J. Goodman and R. Pollack, eds., *Advances in Discrete and Computational Geometry*, Contemp. Math. Vol. 223, Amer. Math. Soc.: Providence, RI 1998.
- [3] K. H. Borgwardt, *Some distribution-independent results about the asymptotic order of the average number of pivot steps of the simplex method*, Math. Op. Res. **7** (1982), no. 3, 441–462.
- [4] K. H. Borgwardt, *The average number of pivot steps required by the simplex-method is polynomial*, Z. Oper. Res. Ser. A-B. **26** (1982), no. 5, A157–A177.
- [5] K. H. Borgwardt, *The simplex algorithm: a probabilistic analysis*, Springer-Verlag: Berlin 1987.
- [6] K. H. Borgwardt, *A sharp upper bound on the expected number of shadow vertices in LP-polyhedra under orthogonal projection on two-dimensional planes*, Math. Oper. Res. **24** (1999), no. 4, 925–984. [Version above corrects: **24** (1999), No. 3, 544-603.]
- [7] Peter Brass, William Moser and János Pach, *Research Problems in Discrete Geometry*. Springer: New York 2005.
- [8] Bernard Chazelle, Herbert Edelsbrunner and Leonidas J. Guibas, *The Complexity of Cutting Complexes*, Discrete Comput Geom **4** (1989), 139-181
- [9] H. S. M. Coxeter, *Non-Euclidean Geometry. Sixth Edition*, Mathematical Association of America: Washington, DC 1998. University of Toronto Press: Toronto 1957.
- [10] H. S. M. Coxeter, *Introduction to Geometry*, John Wiley & Sons: New York 1961.

- [11] H. T. Croft, K. J. Falconer and R. K. Guy, *Unsolved Problems in Geometry*, Springer-Verlag: New York 1991.
- [12] A. Deshpande and D. A. Spielman, *Improved smoothed analysis of the shadow vertex simplex method*, Proc. 46-th Annual IEEE Symposium on Foundations of Computer Science (FOCS 05), 2005, 349–356.
- [13] B. Gärtner, C. Helbling, Y. Ota and T. Takahashi, *Large shadows from sparse inequalities*, [arXiv:1308.2495](https://arxiv.org/abs/1308.2495)
- [14] B. Gärtner, M. Jaggi and C. Maria, *An exponential lower bound on the complexity of regularization paths*, J. of Computational Geometry **3** (2012), no. 1, 168–195.
- [15] S. Gass and T. Saaty, *The computational algorithm for the parametric objective function*, Naval Research Logistics Quarterly **2** (1955), No. 1-2, 39–45.
- [16] J. A. Kelner and D. A. Spielman, *A randomized polynomial-time simplex algorithm for linear programming*, Proc. 38-th Annual ACM Symposium on Theory of Computing, 51–60, ACM, New York 2006.
- [17] V. Klee, *Some characterizations of convex polyhedra*, Acta Math. **102** (1959), 79–107.
- [18] Leo Moser, *Poorly formulated unsolved problems in combinatorial geometry*, mimeographed notes, 1966. (East Lansing conference)
- [19] William O. J. Moser, *Problems, Problems, Problems*, Discrete Applied Mathematics **31** (1991), 201-225
- [20] G. C. Shephard, *Twenty Problems on Convex Polyhedra, Part I*, Math. Gazette **52** (1968), No. 380, 136–147.
- [21] G. C. Shephard, *Twenty Problems on Convex Polyhedra, Part II*, Math. Gazette **52** (1968), No. 382, 359–367.
- [22] D. A. Spielman and S.-H. Teng, *Smoothed analysis of algorithms: Why the simplex algorithm usually takes polynomial time*, J. ACM **51** (2004), 385–463.
- [23] Csaba D. Tóth, *Convex Subdivisions with Low Stabbing Numbers*, Periodica Mathematica Hungarica **57** (2008), No. 2, 217-225.
- [24] G. M. Ziegler, *Lectures on Polytopes*, Springer-Verlag: Berlin 1995.
- [25] Chuanming Zong, *The Cube: A Window to Convex and Discrete Geometry*, Cambridge Tract in Math. 168, Cambridge Univ. Press: New York 2006.

6. APPENDIX : CHAZELLE-EDELSBRUNNER-GUIBAS PROOF OF
THEOREM 4.1

We reproduce the proof of [8, Lemma 3.2], making small changes to justify replacing n by $2n$ in their original lower bound, and adding some extra figures.

Proof of Theorem 4.1. Let S be a subdivision of the plane of size n . There always exists a direction which we call *horizontal*, which is not parallel to any of the lines formed by joining pairs of vertices in S . Let K be the closed strip between two horizontal lines and let Σ be the subdivision of K induced by S . If L is an arbitrary non horizontal line, we say the a region of Σ is *critical* (with respect to L) if it intersects L (See Figure 6.1 below). Let k be the number of critical regions. Through the topmost and bottommost vertex of each critical region, draw the longest horizontal line segment that does not intersect a critical region. The effect is to subdivide V , the complement of the critical regions in K , into a number of polygons with the following characteristics. Each one is bounded by two horizontal edges connected by two convex polygonal paths. Notice that there might be degenerate cases where the regions is unbounded or one of the horizontal edges has null length or two polygonal paths share a common edge (See Figure 6.2). Notice also that for any of these new (closed) polygons in V , we can draw a line segment connecting a topmost point and a bottommost point which lies entirely in the polygon.

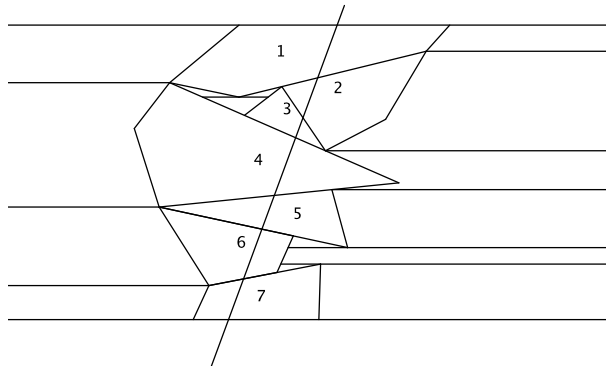


FIGURE 6.1. Strip K defined by two horizontal lines

We can count the number of polygons created in the subdivision of V . Initially, V consists of a single connected component (since each critical region is open). Let us count the polygons as they are encountered by a horizontal line h sweeping K bottom up. At the beginning h intersects two polygons. Then the line encounters one new polygon every time it sweeps over a topmost vertex of a critical region, and two new polygons every time it sweeps over a bottommost vertex. This gives at most $3k - 1$ polygons

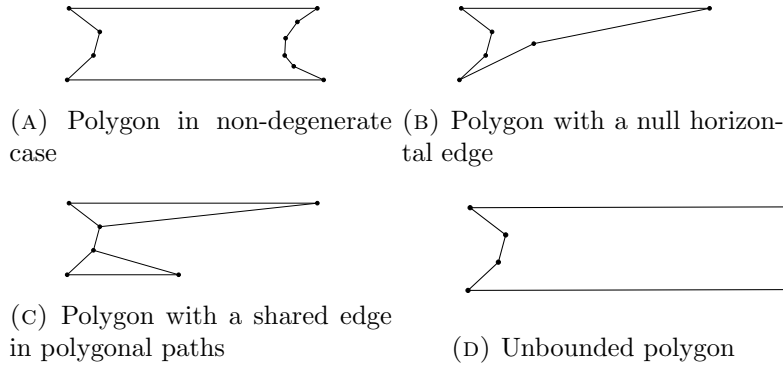


FIGURE 6.2. Polygons created in V

since there is no contribution from the topmost vertex of the topmost critical region. We conclude that V will be subdivided into at most $3k - 1$ polygons.

Among the new regions in V thus created, the one that intersects the most regions of Σ is called the *kernel* of (Σ, L) . If Σ has m regions, then S induces a subdivision of the kernel of (Σ, L) into at least $(m - k)/(3k - 1)$ regions.

We are now ready to go back to the original problem. Let k be any integer larger than some appropriate constant k_0 . We claim that if no non-horizontal line intersects at least k regions of S , then there is a horizontal line which intersects at least $\log_{3k-4}[(3k - 5)n/(k - 1)]$ regions. If so, for sufficiently large n this yields a lower bound of

$$\max_{k \geq k_0} \min\{k, \log_{3k-4}[(3k - 5)n/(k - 1)]\} \geq \frac{\log 2n}{\log \log 2n}.$$

To obtain this bound, choose $k = \log 2n / \log \log 2n$ and note that for sufficiently large n ,

$$\log_{3k-4}[(3k - 5)n/(k - 1)] \geq \frac{\log(\frac{3k-5}{k-1})n}{\log(3\frac{\log 2n}{\log \log 2n} - 4)} \geq \frac{\log 2n}{\log \log 2n}.$$

To prove the claim, we define an iterative construction starting with K_0 equal to the entire plane and L_0 being any arbitrary non horizontal line. Let Σ_0 be the subdivision of K_0 induced by S . If L_0 intersects at least k regions of K_0 then we are done. Otherwise, let K_1 be the kernel of (K_0, L_0) and let Σ_1 be the subdivision of K_1 induced by S . As mentioned earlier, there is a line segment s connecting a topmost point and a bottommost point which lies entirely in K_1 . We denote the line of s as L_1 , and we iterate the construction on K_1 with respect to L_1 . This construction ensures that at stage i , every horizontal line that contains no vertex of S and intersects the kernel K_i of (K_{i-1}, L_{i-1}) also intersect at least one critical region in each of K_0 through K_{i-1} . We can iterate on this process until either we encounter

a non-horizontal line crossing at least k regions of V_i , the complement of the critical regions in K_i , or until V_i contains no regions in S .

The latter case can occur only if L_i intersect at most $k - 1$ regions of K_i for each i . If we denote u_i be the minimal possible number of regions of K_i , then $u_0 = n$ and

$$u_{i+1} = \frac{u_i - (k - 1)}{3(k - 1) - 1}$$

Inductively, we have

$$u_i = \frac{n}{(3k - 4)^i} - \left(\frac{k - 1}{3k - 4} + \frac{k - 1}{(3k - 4)^2} + \dots + \frac{k - 1}{(3k - 4)^i} \right)$$

Thus,

$$u_i > \frac{n}{(3k - 4)^i} - (k - 1) \sum_{j=1}^{\infty} \frac{1}{(3k - 4)^j} = \frac{n}{(3k - 4)^i} - \frac{k - 1}{3k - 5}$$

which implies that there are at least $\lceil \log_{3k-4}[(3k - 5)n/(k - 1)] \rceil$ number of K_i 's having a positive number of regions in their kernels. Hence, there is a horizontal line that intersects at least $\lceil \log_{3k-4}[(3k - 5)n/(k - 1)] \rceil$ regions of S . The theorem follows. \square

DEPT. OF MATHEMATICS, UNIV. OF MICHIGAN, 530 CHURCH STREET, ANN ARBOR, MI 48109-1043 USA

E-mail address: lagarias@umich.edu

DEPT. OF MATHEMATICS, HARVARD UNIVERSITY, ONE OXFORD STREET, CAMBRIDGE, MA 02138 USA

E-mail address: yusheng@math.harvard.edu