

On a canonical construction of tessellated surfaces via finite group theory, Part II.

Mark Herman and Jonathan Pakianathan

March 12, 2021

Abstract

This paper is the second part of a two-part study of an elementary functorial construction of tessellated surfaces from finite groups. This elementary construction was discussed in the first part and generally results in a large collection of tessellated surfaces per group, for example when the construction is applied to Σ_6 it yields 4477 tessellated surfaces of 27 distinct genus and even more varieties of tessellation cell structure. These tessellations are face and edge transitive and consist of closed cell structures.

In this paper, we continue to study the distribution of these surfaces in various groups and some interesting resulting tessellations with the aid of computer computations. We also show that extensions of groups result in branched coverings between the component surfaces in their decompositions. Finally we exploit functoriality to obtain interesting faithful, orientation preserving actions of subquotients of these groups and their automorphism groups on these surfaces and in the corresponding mapping class groups.

Keywords: Riemann surface tessellations, regular graph maps, strong symmetric genus.

2010 *Mathematics Subject Classification.* Primary: 20D99, 55M35; Secondary: 05B45, 57M60.

Contents

1	Introduction	2
2	Extensions of Groups and Branched Covers.	3
2.1	General Extensions	3
2.2	Central Extensions	5
2.3	Example: Extension of Σ_3 to Σ_4	6
2.4	Example: Central Extension of $PSL(2, \mathbb{F}_3)$ to $SL(2, \mathbb{F}_3)$	8

3	Application: Group Actions on Surfaces	8
3.1	Genus zero actions	14
3.2	Extraspecial groups	16
3.3	Miscellaneous examples	17
3.4	Mapping Class Groups	18
4	Appendix: Data for Cell Complexes of Several Groups	21

1 Introduction

In part I, (see [HPY]) we studied a construction which takes a finite nonabelian group G and constructs a 2-dimensional simplicial complex $X(G)$ in a canonical manner from it. After a canonical resolution of singularities, we obtained an associated complex $Y(G)$ which is a disjoint union of finitely many compact, connected, oriented, triangulated 2-manifolds (we'll call these Riemann surfaces in this paper for brevity at the expense of slight abuse of notation.) The manifolds in $Y(G)$ hence form a natural set of invariants for the group. More specifically the number of times the surface of genus g occurs in $Y(G)$ is a natural invariant of the group which we study.

Additionally, the Riemann surfaces arising via this functorial construction were shown in [HPY] to be equipped with interesting closed-cell structures whose faces are n -gons for fixed n . These component polytopes have a face and edge transitive automorphism group and at most 2 orbits of vertices (and hence two types of vertex valency). For example, it was shown in [HPY] that when G is the extraspecial p -group of order p^3 where p is an odd prime, $Y(G)$ yields a regular tessellation of the surface of genus $g = \frac{p(p-3)}{2} + 1$ as the union of p $2p$ -gons.

Constructions that yield such tessellations on Riemann surfaces are not new. There are classical constructions using triangle or Fuchsian groups, hyperbolic geometric tessellations of the Poincare disk, Cayley graphs or fundamental group arguments to construct similar objects. Often a set of generators or specific presentation is chosen - the construction in [HPY] is an elementary variant, constructed in an elementary, intrinsic and functorial way from any nonabelian group.

As $X(G)$ and $Y(G)$ are determined functorially from G , one can show that any automorphism of G determines an orientation preserving, simplicial automorphism of $X(G)$. These simplicial automorphisms can permute the surface "components" of $Y(G)$ but must preserve the genus and indeed the tessellation type. Thus, one can use this construction to find faithful actions of subquotients of $Aut(G)$ on various surfaces and hence obtain embeddings of these subquotients into the group of orientation preserving diffeomorphisms of X_g , the surface of genus g . We explore some examples of orientation preserving group actions afforded by this construction in this paper and some corresponding embeddings into mapping class groups. We also discuss some examples pertaining to the strong symmetric genus of the group, i.e. the smallest genus orientable

closed surface for which the group acts on faithfully via orientation preserving diffeomorphisms. See Section 3 for details.

We attempt to quantify the number and type of surface components that occur in the decomposition $Y(G)$ for a given group G . For example when G is the alternating group on 7 letters, the construction $Y(G)$ discussed in this paper results in 16813 surface components of 58 distinct genus, with even more distinct cell-structures. Tables summarizing the various polytopes that occur in $Y(G)$ for various groups G can be found in the appendix to this paper.

We also show that extensions of groups yield branched coverings between their constituent surfaces in their decompositions.

2 Extensions of Groups and Branched Covers.

2.1 General Extensions

We will first consider what happens to the surface decompositions of groups in the construction $Y(G)$ under extension of groups. Please consult the first section of [HPY] for the basic information on the constructions $X(G), Y(G)$ and the notation used in these constructions - we will use this notation throughout this paper. Let

$$1 \rightarrow N \rightarrow \Gamma \xrightarrow{\pi} G \rightarrow 1$$

be an extension. Note that if \hat{x}, \hat{y} in Γ do not commute but their images x, y in G commute, then the surface in $Y(\Gamma)$ corresponding to the edge $[(\hat{x}, 1), (\hat{y}, 1)]$ has no corresponding surface in $Y(G)$. However what we will see is that if the images in G do not commute, then there is a nice correspondence between the component corresponding to the edge $[(\hat{x}, 1), (\hat{y}, 1)]$ in $Y(\Gamma)$ and the component corresponding to the edge $[(x, 1), (y, 1)]$ in $Y(G)$ given by a branched covering.

Thus let x, y be a non-commuting pair of elements in G , and let S be the component of $Y(G)$ that is determined by the edge $[(x, 1), (y, 1)]$. Fix one choice of lift \hat{x} of x and \hat{y} of y in Γ . Then the set of all lifts of x to Γ is the set $\{\hat{x}n \mid n \in N\}$ of cardinality $|N|$ with a similar statement for y . Thus there are a total of $|N|^2$ lifts of the edge $[(x, 1), (y, 1)]$ to $Y(\Gamma)$ consisting of edges of the form $[(\hat{x}n_1, 1), (\hat{y}n_2, 1)]$ for $n_1, n_2 \in N$. Let T_{n_1, n_2} be the component determined by the edge $[(\hat{x}n_1, 1), (\hat{y}n_2, 1)]$ in $Y(\Gamma)$. As n_1, n_2 ranges over N , we get $|N|^2$ of these components but they need not be distinct components, as more than one lift edge can live in the same component. Let T_1, \dots, T_k be a list of distinct components arising this way where the component T_i contains m_i of the lift edges. Thus $\sum_{i=1}^k m_i = |N|^2$. We will now focus on a single lift component T with m lift edges.

Picking a lift edge in T , we get a reference triangle $[(\hat{x}n_1, 1), (\hat{y}n_2, 1), (\hat{x}n_1\hat{y}n_2, 2)]$ in T which maps onto the triangle $[(x, 1), (y, 1), (xy, 2)]$ in S under a simplicial map induced by π . A simple induction using the fact that an edge in any component determines two triangles adjacent to the edge via algebraic relations preserved by the quotient homomorphism π , shows that π induces a non-degenerate (faces map to faces) simplicial map from T onto S .

Now suppose S consists of n -gon faces in the 2-cell structure. Consider the n -gon sheet containing the edge $[(x, 1), (y, 1)]$ in S and a polygonal face lying above it in T containing one of the lifts of the reference edge. Starting at the triangle $[(\hat{x}n_1, 1), (\hat{y}n_2, 1), (\alpha = \hat{x}n_1\hat{y}n_2, 2)]$ and proceeding around the vertex $(\alpha, 2)$ we find after moving by n -triangles along the sheet, we arrive at a triangle lying above the triangle $[(x, 1), (y, 1), (xy, 2)]$ which need not be the starting triangle. Like a spiral staircase, we have arrived at a location directly above where we started. However by finiteness, there must be a positive integer ℓ such that after moving $n\ell$ -triangles along the sheet we arrive back at the starting triangle. Thus the face type of the component T is $n\ell$, a multiple of the face type of the component S . Note that this means that on this polygonal face of T , aside from at the midpoint, the map π is an ℓ to 1 map. Thus restricted to this face, π induces a ℓ to 1 branched cover over the corresponding polygonal face of S , branched only over the midpoint which has only one preimage (ramification ℓ). By face transitivity of the cell structures, this is true for all faces of T for a fixed value of ℓ independent of the face. Also note that this face will contain exactly ℓ lifts of the reference edge in S as our cell-structures are closed (no self-identifications on rims). However different faces in T covering a given face in S can have intersecting rims - though their interiors are disjoint. Thus if there are t faces covering a given face in S , this number is independent of the face chosen by face transitivity and the map π is a $t\ell$ branched covering map over the interior of a face of S , branched over the midpoint which has only t lifts (ramification index ℓ). To complete the picture we have to deal with what is happening on the rim of these faces.

First note that two distinct faces in T lying above a given face in S cannot have rims which intersect along an edge. This is because if we had two adjacent faces in T intersecting say in the edge $[(w, 1), (z, 1)]$ mapping to the same face in S , this means that their midpoints $(wz, 2)$ and $(zw, 2)$ map to the same element in S which means that the images of w and z commute in G . This does not happen as mentioned earlier as the map $\pi : T \rightarrow S$ is well-defined and is a non-degenerate simplicial map. Thus any intersections between two of these faces along the rim happens only at vertices. Thus the ℓ lifts of the reference edge within each of the t lift faces are all distinct and must be the full set m of lifts of the reference edge in that component, i.e., $t\ell = m$.

We hence can consider the sheet centered about $(x, 1)$ in S under the triangulation structure of $Y(G)$ which consists of $2\lambda_1$ triangles, where λ_1 is the valency of $(x, 1)$ in the corresponding cell structure (so λ_1 2-cells touch $(x, 1)$). Lifting this sheet to T one again gets a spiral staircase picture which shows that if $\hat{\lambda}_1$ is the valency of $(\hat{x}, 1)$ in T under the cell-structure, then $\hat{\lambda}_1 = \ell_x \lambda_1$ and π restricted to the sheet about $(\hat{x}, 1)$ in T is a ℓ_x to 1 branched cover over the corresponding sheet about $(x, 1)$ in S , branched only over $(x, 1)$ with ramification index ℓ_x . Similar arguments work over $(y, 1)$ though with potentially a different ramification index ℓ_y . As our cell-structures have at most two orbits of vertices represented by $(x, 1)$ and $(y, 1)$, we conclude that the map $\pi : T \rightarrow S$ is indeed a branched covering map, branched at most over type 1 and type 2 vertices in the $Y(G)$ structure of the component S with at most 3 types of ramification

index, ℓ , ℓ_x and ℓ_y . Though sheets about distinct type 1-vertices do not have to have disjoint interiors in general, the sheets about the lifts of $(x, 1)$ in T must all have disjoint interiors as if they didn't, there would be an edge of the form $[(xn_1, 1), (xn_2, 1)]$ in T which maps to a commuting pair in S , contradicting the earlier argument that π induces a well-defined map to S under our assumptions. Thus if there are t_x sheets in T lying above the sheet about $(x, 1)$ in S , we conclude $t_x \ell_x$ is the generic π -preimage size. Similar comments hold for y in place of x . Comparing with earlier expressions for the total covering number we have

$$t_x \ell_x = t_y \ell_y = t \ell = m$$

is the generic preimage size of the branched cover $\pi : T \rightarrow S$. As there are m lifts of the reference edge of S to T , considering the points above the interior of the edge, we see that the total covering number is equal to m and hence that ℓ_x, ℓ_y and ℓ divide m .

We summarize what we have shown in the following theorem:

Theorem 2.1. *Let $1 \rightarrow N \rightarrow \Gamma \xrightarrow{\pi} G \rightarrow 1$ be an extension of finite groups and suppose x, y do not commute in G . Let S be the component determined by $[(x, 1), (y, 1)]$ in $\hat{Y}(G)$. Then the $|N|^2$ -lifts of the edge $[(x, 1), (y, 1)]$ to $\hat{Y}(\Gamma)$ determine k distinct components T_1, \dots, T_k where T_j contains m_j of these edge lifts. Then:*

(1) $\sum_{j=1}^k m_j = |N|^2$.

(2) *If T is a component containing m lifts of the reference edge then π induces a m -fold branched cover $T \rightarrow S$ which is branched only over type 1 and 2 vertices in S with at most three ramification indices denoted ℓ (over the type 2 vertices), ℓ_x and ℓ_y (over the at most two orbits of type 1 vertices) which are divisors of m . Furthermore if the Schläfli symbol of S is $\{n, \lambda_1 - \lambda_2\}$ then the Schläfli symbol of T is $\{n\ell, \lambda_1 \ell_x - \lambda_2 \ell_y\}$.*

Note that all the ramification that occurs can be deduced from the change in Schläfli symbols as we lift the component S to the component T . The value of $t = \frac{m}{\ell}$ can be computed from face counts as $F' = tF$ where F' is the number of faces in T and F is the number of faces in S . Further note that edge and vertex counts are related by $E' = mE$, $V'_1 = \frac{m}{\ell_x} V_1$, $V'_2 = \frac{m}{\ell_y} V_2$.

2.2 Central Extensions

A little more can be said in the case of central extensions

$$1 \rightarrow C \rightarrow \Gamma \xrightarrow{\pi} G \rightarrow 1.$$

In the case of a component S in G with two orbits of vertices under conjugation, we find the component lifts T_{c_i, c_j} , $c_i, c_j \in C$ have the same property. Fix $c, c' \in C$. We can define a map $\Psi_{c, c'}$ on vertices which takes any type 1 vertex in the first orbit and multiplies it by c and any type 1 vertex in the second orbit and multiplies it by c' and finally takes any type 2 vertex and multiplies it by cc' . Notice this map takes the vertices $[(\alpha, 1), (\beta, 1), (\alpha\beta, 2)]$ to

$[(\alpha c, 1), (\beta c', 1), (\alpha\beta c c', 2)]$ and hence induces a well-defined simplicial map of the union of the T_{c_i, c_j} to itself which we will call the “central twist” $\Psi_{c, c'}$. In fact $C \times C$ acts on the union of T_{c_i, c_j} via these maps transitively permuting these components amongst themselves. Thus the genus and cell type of each of these lift components is the same and hence each of them contain the same number m of lifts of the reference edge. If there are k distinct lifts then $mk = |C|^2$.

Furthermore when considering the ramification picture over a n -gon 2-cell of S , one finds upon traversing along a lift sheet in T for n triangle steps starting at $[(\hat{x}, 1), (\hat{y}, 1), (\hat{x}\hat{y}, 2)]$ one returns to a triangle of the form $[(\hat{x}c, 1), (\hat{y}c^{-1}, 1), (\hat{x}\hat{y}, 2)]$ where $c \in C$ is a “monodromy element”. A simple computation using that movement along the sheet rim is accomplished by conjugations, then finds that the face type in T , which is a $n\ell$ -gon, will have ℓ , the ramification index equal to the order of this monodromy element. Thus in particular ℓ divides the exponent of the group C . Similar considerations work for ℓ_x and ℓ_y .

On the other hand if S has a single conjugation orbit of vertices, so can its lifts T_{c_i, c_j} and so we can no longer distinguish into two kinds of type 1 vertices. Thus only the central twists of the form $\Psi_{c, c}$ are still well-defined. These yield an action of C on the lifts T_{c_i, c_j} which is no longer transitive but breaks up into $|C|$ many groupings of components each containing $|C|$ lifts of the reference edge. Within each grouping, the components must have the same genus, cell-structure and branching structure over S . If k_i denotes the number of components in one of the groupings and m_i the common covering number then $k_i m_i = |C|$. The arguments about monodromy still work so ℓ and ℓ_x still divide the exponent of C .

We record these observations in the next theorem:

Theorem 2.2. *Let $1 \rightarrow C \rightarrow \Gamma \rightarrow G \rightarrow 1$ be a central extension of finite groups. Let S be a component of $\hat{Y}(G)$, then in addition to the results of Theorem 2.1 one has:*

(1) *If S has two orbits of vertices under conjugation then all the components lying above S in $\hat{Y}(\Gamma)$ have the same genus and cell type and branching structure over S . If there are k distinct such components and each yields a m -fold branched cover over S then $mk = |C|^2$. The ramification indices ℓ, ℓ_x and ℓ_y divide the exponent of C .*

(2) *If S has a single orbit of vertices under conjugation then the components lying above S break up into $|C|$ groupings. Within each grouping all components have the same genus, cell-structure and branching structure. If m_i and k_i denote the covering number and number of components in a given grouping then we have $m_i k_i = |C|$. The ramification indices ℓ, ℓ_x still divide the exponent of C .*

2.3 Example: Extension of Σ_3 to Σ_4

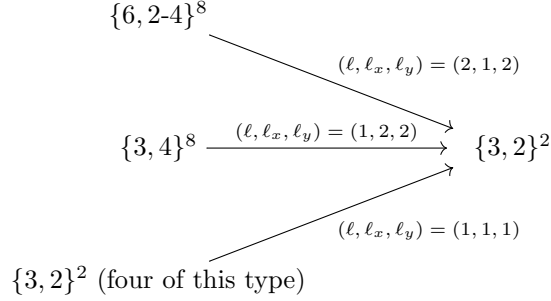
Here we present the data in theorem 2.1 for

$$1 \rightarrow N \rightarrow \Sigma_4 \xrightarrow{\pi} \Sigma_3 \rightarrow 1,$$

where $N = \{(), (12)(34), (13)(24), (14)(23)\} \cong \mathbb{Z}_2 \times \mathbb{Z}_2$. From tables 5 and 7, we see there are two (genus 0) components of $\hat{Y}(\Sigma_3)$, which we refer to by their

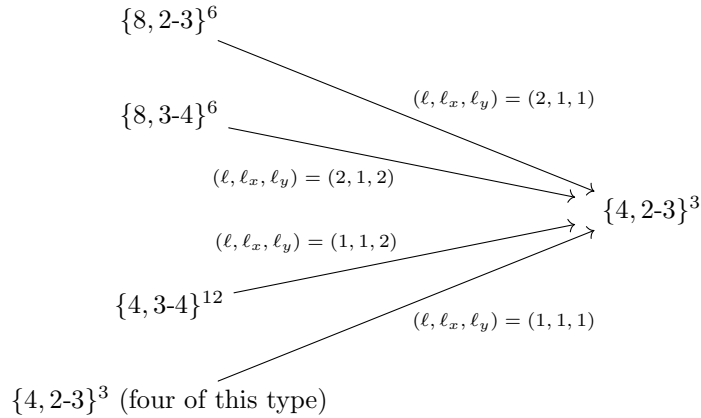
face count and Schläfli symbol as $\{3, 2\}^2$ and $\{4, 2-3\}^3$ (the superscript refers to the face count). We similarly refer to the components of $\hat{Y}(\Sigma_4)$.

The $\{3, 2\}^2$ component of $\hat{Y}(\Sigma_3)$ is covered by six components of $\hat{Y}(\Sigma_4)$:



On the left are the components in $\hat{Y}(\Sigma_4)$ which map under π to the component of $\hat{Y}(\Sigma_3)$ on the right. The ramification indices (ℓ, ℓ_x, ℓ_y) are those referenced in theorem 2.1 and along with face counts of the components, determine all the relevant data. For example, there are four $(1, 1, 1)$ coverings which are simply one-to-one (no branching), while the $(1, 2, 2)$ covering is branched over all type 1 vertices (but not type 2). The face counts tell us, for instance, that for the $(2, 1, 2)$ covering, there are $t = 4$ faces in the $\hat{Y}(\Sigma_4)$ component over each face in the $\hat{Y}(\Sigma_3)$ component (since an 8 face component maps to a 2 face component). As expected, there are $|N|^2 = 16$ total edge lifts of each edge in the $\hat{Y}(\Sigma_3)$ component. Indeed, the $(2, 1, 2)$ covering accounts for 8 of them, the $(1, 2, 2)$ covering accounts for 4, and the $(1, 1, 1)$ coverings each account for 1.

The $\{4, 2-3\}^3$ component of $\hat{Y}(\Sigma_3)$ is covered by seven components of $\hat{Y}(\Sigma_4)$:



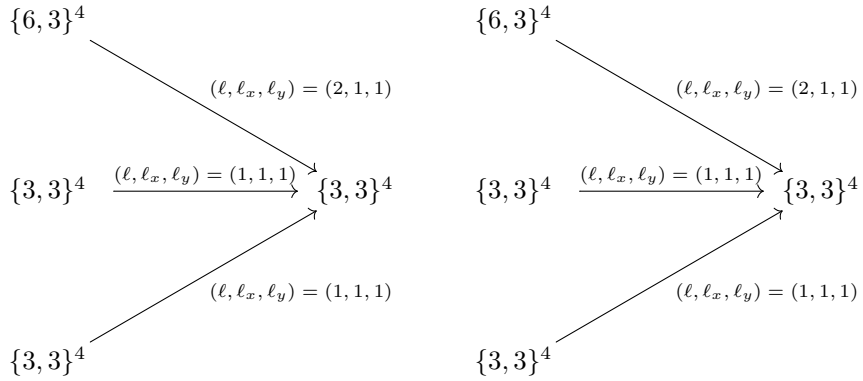
Note that for all other components of $\hat{Y}(\Sigma_4)$ there is no corresponding surface in $\hat{Y}(\Sigma_3)$. For these components of $\hat{Y}(\Sigma_4)$, each edge $[(\hat{x}, 1), (\hat{y}, 1)]$ “maps to a commuting pair” under π .

2.4 Example: Central Extension of $PSL(2, \mathbb{F}_3)$ to $SL(2, \mathbb{F}_3)$

Here we present the data in theorem 2.2 for the central extension

$$1 \rightarrow C \rightarrow SL(2, \mathbb{F}_3) \xrightarrow{\pi} PSL(2, \mathbb{F}_3) \rightarrow 1.$$

From tables 1 and 6, we see there are five (genus 0) components of $\hat{Y}(PSL(2, \mathbb{F}_3))$, which we refer to by their face count and Schläfli symbol as in the previous example. Here, the only branching occurs over the two $\{3, 3\}^4$ components of $\hat{Y}(PSL(2, \mathbb{F}_3))$ given below:



The remaining three components of $\hat{Y}(PSL(2, \mathbb{F}_3))$ are covered in a one-to-one fashion, i.e. $(\ell, \ell_x, \ell_y) = (1, 1, 1)$, by isomorphic components in $\hat{Y}(SL(2, \mathbb{F}_3))$.

Note that for all other components of $\hat{Y}(SL(2, \mathbb{F}_3))$ there is no corresponding surface in $\hat{Y}(PSL(2, \mathbb{F}_3))$. For these components of $\hat{Y}(SL(2, \mathbb{F}_3))$, each edge $[(\hat{x}, 1), (\hat{y}, 1)]$ “maps to a commuting pair” under π .

3 Application: Group Actions on Surfaces

By functoriality, $Aut(G)$ acts on $Y(G)$ via orientation preserving simplicial automorphisms. Using standard equivalences between the PL and smooth categories in dimension 2, we can view this action as one through orientation preserving diffeomorphisms on the corresponding smoothed surfaces constituting $Y(G)$. If S is one of the surface components, then $Aut(G)$ permutes this component amongst others. All components in the same $Aut(G)$ -orbit as the component S have to have the same genus and cell-structure type. Let us denote the component stabilizer as $Aut(G)_S$, thus $Aut(G)_S$ consists of the elements of $Aut(G)$ which map the component S back to itself. The index of $Aut(G)_S$ in $Aut(G)$ gives the number of components in the component orbit of S and $Aut(G)_S$ acts on the surface S itself via orientation preserving simplicial automorphisms.

By connectedness and the fact that the action is orientation preserving, the elements of $Aut(G)_S$ that fix a reference edge pointwise are precisely the elements that act trivially on the whole component. Modding out this subgroup,

we obtain a faithful, orientation preserving, action on the component S thru cellular automorphisms. We summarize these facts in the next theorem:

Theorem 3.1. *Let G be a finite nonabelian group and let S be a component of $Y(G)$ of genus g containing a reference edge $[(x, 1), (y, 1)]$. Then $\text{Aut}(G)$ acts on $\hat{Y}(G)$ permuting components and the orbit of S consists of components with the same genus and cell-structure type. The stabilizer $\text{Aut}(G)_S$ consists of the elements of $\text{Aut}(G)$ which map S back to itself and this subgroup acts on S via orientation preserving cell-automorphisms (diffeomorphisms in the corresponding smoothed surface). Then:*

(1) *The index of $\text{Aut}(G)_S$ in $\text{Aut}(G)$ is no more than the number of components in $\hat{Y}(G)$ which have the same genus and cell-structure as S .*

(2) *If Aut_x and Aut_y denote the stabilizers of the vertices $(x, 1)$ and $(y, 1)$ respectively then $\text{Aut}_x \cap \text{Aut}_y$ is the kernel of the action of $\text{Aut}(G)_S$ on S and hence is a normal subgroup of $\text{Aut}(G)_S$.*

(3) *Let Q_S be defined by the short exact sequence*

$$1 \rightarrow \text{Aut}_x \cap \text{Aut}_y \rightarrow \text{Aut}(G)_S \rightarrow Q_S \rightarrow 1$$

then Q_S is a sub-quotient of $\text{Aut}(G)$ and Q_S acts faithfully on the surface of genus g via orientation preserving diffeomorphisms which preserve the cell-structure of the component S . Thus Q_S embeds into $\text{Diff}^+(X_g)$ the group of orientation preserving diffeomorphisms of the closed surface of genus g . We will call the group Q_S the sub-quotient of $\text{Aut}(G)$ associated to the component S .

(4) *As the component S is edge transitive, the set-stabilizers of edges form a conjugacy class. The set-stabilizer of our reference edge in Q_S will be denoted by Q_e . Thus Q_e is the subgroup of elements of Q_S which take the edge $[(x, 1), (y, 1)]$ back to itself as a set. Then $|Q_e| \leq 2$.*

(5) *All vertex stabilizers (of type 1 vertices) are conjugate to Q_x and/or Q_y , where Q_x and Q_y denote the stabilizers in Q_S of the vertex $(x, 1)$ and $(y, 1)$ respectively. $Q_x \cap Q_y = \{1\}$. Let λ_1 and λ_2 denote the valencies of the vertices $(x, 1)$ and $(y, 1)$ then Q_x and Q_y are cyclic groups of order λ_1 and λ_2 generated by c_x and c_y respectively where c_t denotes conjugation by t .*

(6) *As the component S is face transitive in the closed cell-structure, the set-stabilizers of faces in the closed cell structure of the component form a conjugacy class. The set-stabilizer in Q_S of a reference face containing the triangle $[(x, 1), (y, 1), (xy, 2)]$ will be denoted Q_F . Q_F is also the vertex stabilizer of the type 2 vertex $(xy, 2)$ in the center of that face. If the faces of S in the cell-structure are n -gons, then Q_F is a cyclic group of order either n or $\frac{n}{2}$.*

(7) *The group Q_S acts on the surface S with cyclic stabilizer groups. The only points which can have nontrivial stabilizer groups are vertices of type 1 or vertices of type 2 or midpoints of edges joining two type 1 vertices. In all cases Q_S acts freely (with trivial stabilizer groups), preserving orientation, on the unit-tangent bundle T_g of X_g , the surface of genus g . T_g is a compact, connected, orientable 3-manifold.*

Proof. The initial part of the statement of the theorem and (1) follow from the comments preceding the theorem. Thus we will concentrate on proving (2)-(7).

Proof of (2) and (3): First observe that an orientation preserving simplicial automorphism of a triangulated surface that fixes an edge pointwise, must fix all points in the two triangles adjacent to that edge as it preserves orientation. As the elements of $Aut_x \cap Aut_y$ fix the reference edge pointwise, a connectedness argument shows that it fixes all triangles in the component pointwise and hence acts trivially in the component. On the other hand elements not in $Aut_x \cap Aut_y$ move either the vertex $(x, 1)$ or vertex $(y, 1)$ and hence act nontrivially on the component. Thus $Aut_x \cap Aut_y$ is exactly the kernel of the action of $Aut(G)_S$ on S . (2) and (3) follow.

Proof of (4): A simplicial map which takes the reference edge back to itself as a set either fixes the end vertices, in which case it becomes the trivial element in Q_S , or it flips them. If τ is such an automorphism which takes x to y and vice-versa, then any other element which does the same differs from τ by an element which fixes the component pointwise and hence projects to the same thing as τ does in Q_S . Thus Q_e is cyclic generated by $\bar{\tau}$, the image of τ , and $\bar{\tau}$ clearly has order two.

Proof of (5): All type 1 vertices in S are conjugate to a vertex in the reference edge. Q_x is exactly the image of Aut_x in Q_S and similarly Q_y is the image of Aut_y . As $Aut_x \cap Aut_y$ was the kernel of the action, $Q_x \cap Q_y = \{1\}$. Recall we saw that c_x , conjugation by x , permuted the 2-cell faces incident to $(x, 1)$ transitively and that there were λ_1 2-cell faces in the orbit where λ_1 was the valency of x . If γ is an automorphism of the component S which takes $(x, 1)$ to itself, then γ must induce a permutation of the faces incident to $(x, 1)$. Thus the composition of γ with a suitable power of c_x will fix the reference edge $[(x, 1), (y, 1)]$ pointwise and hence induce the trivial automorphism of the component. Thus in Q_S , $\bar{\gamma}$, the image of γ , lies in the cyclic group generated by \bar{c}_x . Thus Q_x is cyclic and is generated by the image of c_x in Q_S and has order λ_1 . Similar arguments work for y in place of x . This proves (5).

Proof of (6): Let τ denote an automorphism that fixes the reference face setwise. Then the composition of τ and a suitable power of the conjugation c_{xy} takes this face to itself and the reference edge either to itself or an adjacent edge in the same face. The latter case need only be considered if the reference edge and the adjacent edge are not xy -conjugate. If this latter case exists then there exists an automorphism τ' which fixes the face and takes the reference edge to an adjacent edge. The cyclic group generated by τ' then acts transitively on the edges of the face. Any other automorphism which fixes the face is readily seen to be equal to the composite of a power of τ' and an automorphism which fixes the reference edge pointwise. Thus the image of τ' generates Q_F and Q_F is a cyclic group of order n . On the other hand, if there is no automorphism of the component which takes the reference edge to an adjacent edge, then any automorphism that fixes the face setwise is equal to the composite of a power of c_{xy} and an automorphism which acts trivially on the component. In this case, Q_F is cyclic generated by c_{xy} and has order $\frac{n}{2}$.

Proof of (7): Recall that any element of $Aut(G)_S$ fixing an edge of S pointwise, must act trivially on all of S and hence project to the trivial element in Q_S . Thus in the faithful Q_S action on S with its 2-cell structure, any nontrivial

element that fixes an edge (between two type 1 vertices) setwise must flip the end-vertices. Thus the only points with nontrivial stabilizers on such an edge are the midpoint (stabilizer is at most a cyclic group of order 2) and the two end vertices (cyclic stabilizers of order λ_1 and λ_2). Considering the triangulation structure underlying the 2-cell structure of the component, each triangle is of the form $[(a, 1), (b, 1), (ab, 2)]$ and can only be taken to itself by an automorphism that fixes $(ab, 2)$. Such an automorphism either fixes the edge $[(a, 1), (b, 1)]$ pointwise in which case it induces the trivial automorphism of S or it flips it. However flipping an edge and taking the triangle back to the same triangle violates orientation preservingness. Thus no nontrivial element of Q_S fixes any triangle as a set and this shows that Q_F , the face stabilizer of the n -gon face has no nontrivial element fix anything besides the midpoint of the face $(ab, 2)$. Putting this all together, we see that the only points with nontrivial stabilizers in the Q_S action on S are the type 1 vertices, the midpoints of the 2-cell faces (type 2 vertices) and possibly the midpoints on the edges (between type 1 vertices). Each of these stabilizer groups has been shown to be cyclic. Finally in the corresponding smooth action, it is clear that any nontrivial element of Q_S that fixes a point in S , acts nontrivially on the tangent space of that point. This translates to the corresponding smooth action of Q_S on the unit tangent bundle of S having trivial stabilizers, i.e, being a free action. The unit tangent bundle over X_g is the total space of an oriented circle bundle over X_g and hence is a compact, connected, oriented, 3-manifold. \square

Theorem 3.1 goes through similarly when the group G is used in place of $Aut(G)$. The group G acts on itself through conjugations (inner automorphisms). Given a component S in $\hat{Y}(G)$ a subgroup G_S of G will stabilize that component and act on it through orientation preserving cellular automorphisms. The kernel of this action is $C(x) \cap C(y)$ and thus one obtains a subquotient

$$1 \rightarrow C(x) \cap C(y) \rightarrow G_S \rightarrow \bar{Q}_S \rightarrow 1.$$

Thus \bar{Q}_S acts faithfully on S through orientation preserving cellular automorphisms. As the component is edge and face transitive under the conjugation action already, there is only a small difference between this subquotient \bar{Q}_S of G associated to the component S and the subquotient Q_S of $Aut(G)$ associated to the component S . Clearly \bar{Q}_S embeds as a subgroup of Q_S consisting of those automorphisms of the surface induced by inner automorphisms. The (type 1) vertex stabilizers are isomorphic, i.e., $Q_x = \bar{Q}_x$ and $Q_y = \bar{Q}_y$ while the edge and face stabilizers \bar{Q}_e and \bar{Q}_F are index ≤ 2 subgroups of Q_e and Q_F respectively. Note that this means the stabilizer groups of the \bar{Q}_S action on S are cyclic also and that this action also yields a free orientation preserving action on the unit tangent bundle of S .

Recall that the unit tangent bundle $U(X_g)$ of the closed surface of genus g , X_g , is the total space of an oriented circle bundle over X_g . When $g = 0$, $U(X_0)$ is diffeomorphic to $SO(3)$ or equivalently real projective 3-space $\mathbb{R}P^3$. When $g = 1$, the fact that the torus is parallelizable yields that $U(X_1)$ is diffeomorphic to the 3-torus $T^3 = S^1 \times S^1 \times S^1 = K(\mathbb{Z}^3, 1)$. For $g \geq 2$, $U(X_g)$ is a $K(\pi, 1)$

space where π is a 3-dimensional Poincare duality group which fits in a short exact sequence

$$1 \rightarrow \mathbb{Z} \rightarrow \pi \rightarrow \pi(X_g) \rightarrow 1$$

where $\pi(X_g)$ is the fundamental group of the surface of genus g given by the presentation $\langle a_1, b_1, a_2, b_2, \dots, a_g, b_g \mid [a_1, b_1][a_2, b_2] \dots [a_g, b_g] = 1 \rangle$.

If Q is one of the subquotients given by Theorem 3.1 (or the equivalent when $Aut(G)$ is replaced with G) acting freely on $U(X_g)$ then we get a covering space $U(X_g) \rightarrow U(X_g)/Q$ where the orbit space $U(X_g)/Q$ is a closed connected oriented 3-manifold. For $g \geq 1$, $U(X_g)/Q$ and $U(X_g)$ have no higher homotopy and hence have fundamental groups which are 3-dimensional Poincare duality groups and in particular are torsion free (see [B]). Thus by basic covering space theory one gets a short exact sequence

$$1 \rightarrow \pi_1(U(X_g)) \rightarrow \pi_1(U(X_g)/Q) \rightarrow Q \rightarrow 1$$

which exhibits Q as a quotient of one 3-dimensional Poincare duality group by another.

Another remark is that the size of a finite group of orientation preserving homeomorphisms of X_g , the closed surface of genus g , is bounded in general by $84(g-1)$ when $g \geq 2$. This upper bound can be achieved for infinitely many g but also cannot be achieved for infinitely many g . A Riemann surface with a finite conformal automorphism group achieving this bound is called a Hurwitz surface. This result was proven first by Hurwitz for conformal maps and then generalized to the case of homeomorphisms in [TT]. For more on these issues and for a list of open questions regarding these surfaces see [F]. Thus for any subquotient Q associated to a component of genus $g \geq 2$ in the construction $\hat{Y}(G)$, we can conclude that $|Q| \leq 84(g-1)$. We record this as a corollary:

Corollary 3.2 (Hurwitz bound). *Let Q be a subquotient associated to a component of $\hat{Y}(G)$ of genus $g \geq 2$. Then $|Q| \leq 84(g-1)$. This upper bound is only achieved for genus g where a Hurwitz surface exists.*

We will next prove that if Q is a subquotient acting on a component S arising in the construction $\hat{Y}(G)$, then the orbit quotient map $S \rightarrow S/Q$ is a branched covering over the sphere, branched (or equivalently ramified) over exactly 3 branch points.

Theorem 3.3 (Components are branched over the Riemann Sphere). *Let G be a finite nonabelian group and let S be a component occurring in $\hat{Y}(G)$ with corresponding sub quotient Q and $|E|$ edges. Let a representative edge of S be $[(x, 1), (y, 1)]$. Then:*

- (1) *The quotient map $\pi : S \rightarrow S/Q$ is a branched $|Q|$ -fold covering map, branched over exactly three points. S/Q is homeomorphic to the 2-sphere.*
- (2) *In the case that the component consists of two Q -orbits of vertices, then the three branch points in S/Q consist of the image of $(x, 1)$, the image of $(y, 1)$ and the image of the center of faces with ramification indices λ_1, λ_2 and $\frac{|Q|}{\lambda_1 \lambda_2}$ respectively (note $\lambda_1 = \lambda_2$ is possible in this case also). In this case, Q is a subgroup*

of index ≤ 2 of the orientation preserving automorphisms of the cell structure of S and $|Q| = |E|$. In the non-equivar case $\lambda_1 \neq \lambda_2$, Q is the whole group of orientation preserving automorphisms of the cell-structure of S .

(3) In the case that the component consists of a single Q -orbit of vertices, then the three branch points in S/Q consist of the image of $(x, 1)$, the image of the midpoints of edges, and the image of the center of faces with ramification indices $\lambda, 2$ and n respectively. In this case, Q is the group of orientation preserving automorphisms of the cell structure of S and $|Q| = 2|E|$.

Proof. By Theorem 3.1, outside the finite number of points with nontrivial stabilizer groups, the Q -action is free and the map $\pi : S \rightarrow S/Q$ is a covering map. Thus it is clear π is a $|Q|$ -fold branched cover, branched only over the images of orbits with nontrivial stabilizer and S/Q is hence a orientable, compact, connected surface of genus \bar{g} to be determined.

Furthermore note that there are two Q -orbits of vertices in S (in the cell-structure so we are only discussing "type 1" vertices) if and only if there is no element of Q flipping an edge. This is because if an element of Q flips an edge, as we know the action is edge transitive, it follows it is also vertex transitive. On the other hand, if Q acts vertex transitively, by composing the element of Q that maps x to y with a suitable power of y -conjugations (which permute all the edges incident to $(y, 1)$), we will arrive at an element of Q which flips the edge $[(x, 1), (y, 1)]$.

The rest of the proof, breaks up into two cases, one where the Q -action on vertices is transitive and one where it has two orbits. We will do the two orbit case and leave the easier one orbit case to the reader as the proof is similar.

In the case that the Q -action on vertices has two orbits, $Q_e = \{1\}$ as no element of Q can flip an edge. Thus there are exactly 3 orbits with nontrivial stabilizers, that of $(x, 1)$, that of $(y, 1)$ and that of the midpoint of 2-cell faces, for example $(xy, 2)$. The corresponding ramification indices (size of stabilizer groups) are $|Q_x| = \lambda_1$, $|Q_y| = \lambda_2$ and $|Q_F| = \frac{n}{2}$ by Theorem 3.1. As Q acts faithfully and edge transitively, without edge flips, $|Q| = |E|$ and Q can have at most index ≤ 2 in the group of orientation preserving automorphisms of the cell-structure of S . (The only possible nontrivial coset of Q being that by an automorphism flipping an edge.)

The Riemann-Hurwitz formula applied to the branched cover $\pi : S \rightarrow S/Q$ yields:

$$\begin{aligned} 2 - 2g &= |Q|(2 - 2\bar{g}) - (|Q| - \frac{|Q|}{\lambda_1}) - (|Q| - \frac{|Q|}{\lambda_2}) - (|Q| - \frac{2|Q|}{n}) \\ &= |Q|(\frac{1}{\lambda_1} + \frac{1}{\lambda_2} + \frac{2}{n} - 1 - 2\bar{g}) \end{aligned}$$

On the other hand using $|Q| = |E|$ in Theorem 2.32 of [HPY] yields

$$2 - 2g = |Q|(\frac{1}{\lambda_1} + \frac{1}{\lambda_2} + \frac{2}{n} - 1)$$

Comparing this with the equation above it we conclude $\bar{g} = 0$ i.e. S/Q is a sphere. This completes the proof. \square

Note as a consequence of Theorem 3.3, each component S is a branched cover $S \rightarrow S/Q$ over the sphere, branched over exactly 3 points. As the sphere has a unique complex structure (that of the Riemann sphere), and its conformal automorphism group is sharply 3-transitive, we can assume those 3 points are $0, 1$ and ∞ . Then, away from the finite number of points with nontrivial Q -stabilizers in S , the complex structure of the sphere will lift to a unique complex structure on S such that the deck transformations in Q act via conformal maps. One of course has to discuss the lifting of the complex structure about the ramified points also but as this is not the focus of this paper, we will not do so here. However this shows that the various Q -actions on the individual components indeed connect with the Fuchsian group constructions obtained via complex analysis classically for the group Q and that one can indeed picture these components as genuine Riemann surfaces being acted on by Q via conformal automorphisms.

As another consequence, the subquotient Q associated to a given component X either for the G or $Aut(G)$ action must be a group generated by two elements. This follows from considering the Q -covering over the sphere minus the three branch points which yields a short exact sequence:

$$1 \rightarrow \pi_1(X - \text{ramified points}) \rightarrow \pi_1(S^2 - 3 \text{ points}) \rightarrow Q \rightarrow 1$$

and the fact that $\pi_1(S^2 - 3 \text{ points}) = \pi_1(\mathbb{R}^2 - 2 \text{ points})$ is a free group on two generators.

Let us now look at some examples of the actions constructed via the functor $\hat{Y}(G)$.

3.1 Genus zero actions

In [TT] the concept of strong symmetric genus of a finite group was introduced. The strong symmetric genus of a finite group G is the minimal genus $g \geq 0$ such that G acts faithfully via orientation preserving homeomorphisms on the closed surface of genus g . A complete classification of groups with a given strong symmetric genus has been obtained for genus $g \leq 25$ in the papers [MZ1], [MZ3], [FLTX]. There exist a finite, nonzero number of finite groups (up to isomorphism) of any given strong symmetric genus $g \geq 2$ (see [MZ2]).

Note if Q is one of the sub quotients corresponding to a component S of genus g obtained via Theorem 3.1, then the strong symmetric genus of Q is $\leq g$. We will now use our construction to recover all finite groups of strong symmetric genus 0. Though this list is classical and well known, we point out that this construction hands these actions to us without any need for inspiration. The group builds the surface canonically via the functor $Y(G)$, the surface thus constructed comes with labels of all vertices by group elements and we merely have to calculate how the group acts on itself via conjugation to visualize the

resulting action on the surface. Thus basically the construction removes any need for special inspiration to find these actions.

Example 3.4 (Dihedral Groups). *Let D_{2n} be the dihedral group of order $2n$ where $n \geq 3$ and let τ be a generator of the cyclic subgroup of "rotations". Then as discussed in Section 3.1 of [HPY], there is a sphere component with Schläfli symbol $\{n, 2\}$ in $\hat{Y}(D_{2n})$ where the north and south pole of the sphere are $(\tau, 2)$ and $(\tau^{-1}, 2)$ and where all of the n reflections of D_{2n} are laid out along the equator. The upper and lower hemispheres form the two n -gon cells in the corresponding cell structure. The stabilizer of this component under the conjugation action is the whole group D_{2n} and the corresponding sub quotient Q is the quotient of D_{2n} by its center which is D_{2m} where $m = n$ if n is odd and $m = \frac{n}{2}$ if n is even.*

Picturing this sphere as the canonical sphere of radius 1 centered about the origin in \mathbb{R}^3 , it is easy to compute that conjugation by τ yields a rotation by $\frac{2\pi}{m}$ radians about the axis going thru the poles. Conjugation by a reflection σ yields a rotation by π radians about an axis going through the equator of the sphere. The resulting action is a faithful, orientation preserving action of D_{2m} on the sphere which exhibits $D_{2m}, m \geq 2$ as a subgroup of $SO(3)$ and shows that all dihedral and cyclic groups (which occur as the rotation subgroups) have strong symmetric genus zero.

In the next example, the explicit construction involved in the functor \hat{Y} would construct the necessary example and action explicitly but we will bypass explicit analysis and argue indirectly to just show existence.

Example 3.5 (Tetrahedron). *Looking at table 6 which lists the components in $\hat{Y}(A_4)$ we find two components of genus 0 and Schläfli symbol $\{3, 3\}$ which are hence isomorphic as cell complexes to the tetrahedron. A_4 acts on these two components by conjugation and the stabilizer of one of them is a subgroup of index ≤ 2 i.e., A_4 or a subgroup of order 6. As A_4 has no subgroups of order 6, A_4 must be the component stabilizer. As the tetrahedron has 4 faces, the quotient Q corresponding to that component, which acts transitively on these faces must have $4||Q|$ which forces $Q = A_4$ as A_4 has no quotients of order exactly 4. Thus $Q = A_4$ is contained in the orientation preserving automorphism group of the tetrahedron. On the other hand, the automorphism group of the tetrahedron embeds into Σ_4 by considering the induced action on vertices of the tetrahedron, the orientation preserving automorphism group is hence a subgroup of A_4 . Putting these two faces together, we see that A_4 is the group of orientation preserving automorphisms of the tetrahedron and this action occurs in the construction \hat{Y} .*

Using a regular tetrahedron centered at the origin, one hence finds A_4 displayed as a subgroup of the rotation group $SO(3)$.

Before the next examples, we record a simple lemma about the construction $\hat{Y}(G)$ for simple groups G .

Lemma 3.6. *Let G be a nonabelian simple group and let S be a component of $\hat{Y}(G)$ whose type (genus and cell structure) occurs k times in $\hat{Y}(G)$ where*

$k! < |G|$. Then the sub quotient Q associated to the component S is G . If the component is non-equivar then $G = Q$ is the group of orientation preserving automorphisms of the cell-structure of S .

Proof. G_S is an index $\leq k$ subgroup of G . Considering the action of G on the left cosets of G_S , we either have $G_S = G$ or the kernel of the action is a proper normal subgroup of G and hence is trivial. Thus in the latter case, G embeds in Σ_k which is a contradiction as $k! < |G|$. Thus $G = G_S$. Again by simplicity and the fact that $Q \neq 1$, we now see that $Q = G$. The rest follows from Theorem 3.3. \square

Example 3.7 (Octahedron and Cube). *Looking at table 7, we find a unique component of $\hat{Y}(\Sigma_4)$ of genus 0 and Schläfli symbol $\{3, 4\}$ which is isomorphic as a cell complex to the octahedron. As the component is unique and has 12 edges the corresponding sub quotient Q must equal Σ_4 as $12 \mid |Q|$ and Σ_4 has no normal subgroups of order 2. Thus Σ_4 embeds in the group of orientation preserving automorphisms of the octahedron. However the octahedron has 12 edges and $|\Sigma_4| = 2|E|$, thus Σ_4 is the group of orientation preserving automorphisms of the octahedron and this action occurs in the construction \hat{Y} .*

Using a regular octahedron centered at the origin, one hence finds Σ_4 displayed as a subgroup of $SO(3)$.

Similarly from the table, there is a unique component in $\hat{Y}(\Sigma_4)$ of genus 0 and Schläfli symbol $\{4, 3\}$ which is isomorphic to the cube. Analogous arguments show that this component exhibits Σ_4 as the group of orientation preserving symmetries of the cube (which of course also follows as the cube and octahedron are dual complexes).

Example 3.8 (Dodecahedron and Icosahedron). *Looking at table 8, we find two components of $\hat{Y}(A_5)$ of genus 0 and Schläfli symbol $\{5, 3\}$ which are isomorphic to dodecahedra. As A_5 is simple, the corresponding sub quotient is $Q = A_5$ by lemma 3.6. As $|A_5| = 60 = 2|E|$ we conclude that A_5 is the group of orientation preserving symmetries of the dodecahedron and this action occurs in the construction \hat{Y} .*

As usual, using a regular dodecahedron centered at the origin displays A_5 as a subgroup of $SO(3)$.

The table also has two components isomorphic to icosahedra and analogous arguments show A_5 is the group of orientation preserving symmetries of the icosahedron and that this action arises in $\hat{Y}(A_5)$.

The preceding examples display cyclic groups, dihedral groups D_{2m} ($m \geq 2$), A_4, Σ_4 and A_5 as finite groups with strong symmetric genus 0. It is known that this is the complete list, in particular all finite subgroups of $SO(3)$ are isomorphic to one of these groups.

3.2 Extraspecial groups

Let p be an odd prime and G be the extra special group of order p^3 and exponent p . We saw in Section 3.3 of [HPY] that all the components in $\hat{Y}(G)$

are isomorphic and are regular, of genus $g = \frac{p(p-3)}{2} + 1$, Schläfli symbol $\{2p, p\}$ and p^2 edges. Let S be one of these components, it follows from the previous analysis that the component stabilizer under the G conjugation action is all of G itself and the kernel of the resulting action is Z , the center of G . Thus the resulting sub quotient $\bar{Q} = G/Z \cong C_p \times C_p$ acts faithfully on S where C_p denotes the cyclic group of order p . This is not too interesting as the strong symmetric genus of the elementary abelian group \bar{Q} is actually 1, thus aside from the case $p = 3$ this does not display an example of an action achieving the strong symmetric genus.

If we use the action of $Aut(G)$ on S instead, it is not hard to show that the resulting sub quotient Q acting faithfully via orientation preserving homeomorphisms on S is $Q = (C_p \times C_p) \rtimes C_2$ where the action of C_2 on $C_p \times C_p$ in the semi direct product is by coordinate exchange. As $|Q| = 2p^2 = 2|E|$, Q is the group of orientation preserving automorphisms of the corresponding regular cell-structure on S . It follows that the strong symmetric genus of $(C_p \times C_p) \rtimes C_2 \cong C_p \times D_{2p}$ is no greater than $\frac{p(p-3)}{2} + 1$ for all odd primes p . By comparison with the lists in [FLTX] we find that this is the strong symmetric genus for $p = 3, 5, 7$. We do not know if one also has equality for $p \geq 11$.

3.3 Miscellaneous examples

By table 4, the simple group $PSL(2, \mathbb{F}_7)$ which is isomorphic to $PSL(3, \mathbb{F}_2)$ has two components in \hat{Y} which are surfaces of genus 3, Schläfli symbol $\{14, 2-3\} = D\{7, 3\}$ and 168 edges. By simplicity, and lemma 3.6, $PSL(2, \mathbb{F}_7)$ must equal the corresponding sub quotient Q . Also as the cell-structure is not equivariant we see that $PSL(2, \mathbb{F}_7)$ is the group of orientation preserving automorphisms of the cell structure. It also follows that it has strong symmetric genus no more than 3. A quick consultation of the lists in [FLTX] shows that the strong symmetric genus of $PSL(2, \mathbb{F}_7)$ is indeed 3 and so the construction \hat{Y} constructs such an action. Furthermore, as $84(g-1) = 168 = |PSL(2, \mathbb{F}_7)|$ this is an example which achieves the Hurwitz bound. Indeed the Riemann surface given by the Klein quartic is a Hurwitz surface of genus 3 with automorphism group $PSL(2, \mathbb{F}_7)$ and is the smallest genus Hurwitz surface. Similar arguments also work for the genus 3 components with cell-structure $\{6, 2-7\} = D\{3, 7\}$ and $\{4, 3-7\}$ in the same table exhibiting $PSL(2, \mathbb{F}_7)$ as the orientation preserving automorphism group of at least three non-isomorphic cell structures on the surface of genus 3.

In table 12, the simple group A_7 has 4 components of genus 136, Schläfli symbol $\{14, 2-4\} = D\{7, 4\}$ and 2520 edges. Under the conjugation action, by simplicity and lemma 3.6, A_7 is equal to the associated sub quotient \bar{Q} for one of these components. Furthermore as we are in the non-equivariant case, we see that A_7 is the group of orientation preserving automorphisms of the corresponding cell structure on the surface of genus 136. In particular the strong symmetric genus of A_7 is no more than 136. Consulting the work of Conder ([C]) who determined the strong symmetric genus of symmetric and alternating groups, we see that 136 is indeed the strong symmetric genus of A_7 . Similar arguments hold also for the cell structures with Schläfli symbol $\{8, 2-7\} = D\{4, 7\}$ and

{4, 4-7} in the same table.

3.4 Mapping Class Groups

If G is a nonabelian finite group and S a component of $\hat{Y}(G)$ of genus $g \geq 2$ then the sub quotient Q associated to that component acts faithfully, preserving orientation on S . Thus under a corresponding smoothing of the action, Q embeds in the orientation preserving diffeomorphism group of the closed surface of genus g , i.e., $Q \leq Diff^+(X_g)$. Recall that one has the short exact sequence of topological groups:

$$1 \rightarrow Diff_0^+(X_g) \rightarrow Diff^+(X_g) \xrightarrow{\pi} Mod_g \rightarrow 1$$

where $Diff_0^+(X_g)$ is the connected component of the identity in $Diff^+(X_g)$ and Mod_g , is the mapping class group of the closed surface of genus g . Mod_g is a discrete, finitely generated (and hence countable) group of importance in many areas of geometry.

It is known by a result of A. Borel that for any closed aspherical manifold M whose fundamental group is centerless that $Diff_0^+(M)$ is torsion free, see for example [FS]. Thus in particular $Diff_0^+(X_g)$ is torsion free for $g \geq 2$ (but definitely not for $g = 0, 1$). Thus the quotient homomorphism π yields an embedding of Q into the mapping class group Mod_g for $g \geq 2$.

Furthermore considering the action of Mod_g on $H_1(X_g)$ one finds a short exact sequence

$$1 \rightarrow Tor_g \rightarrow Mod_g \rightarrow Symp(2g, \mathbb{Z}) \rightarrow 1$$

where Tor_g , the Torelli subgroup, consists of elements of the mapping class group Mod_g that induce the identity map on homology while $Symp(2g, \mathbb{Z})$ denotes the integral symplectic group i.e. the subgroup of $GL_{2g}(\mathbb{Z})$ that preserves the symplectic (intersection/cup product) form on $\mathbb{Z}^{2g} = H_1(X_g)$.

As the Torelli subgroup is also torsion free for $g \geq 2$, we find that Q also embeds into $Symp(2g, \mathbb{Z})$.

Note that Q acts on $H^*(X_g)$ trivially on H^2 and H^0 but via the embedding into $Symp(2g, \mathbb{Z})$ on H^1 . Let us denote this Q -module by M . Thus M is a free abelian group of rank $2g$ on which Q acts faithfully and via symplectic automorphisms. We will call M the fundamental module of the sub quotient Q associated to the component S .

A quick spectral sequence computation with the Serre spectral sequence for the circle bundle $S^1 \rightarrow U(X_g) \rightarrow X_g$ shows that the unit tangent bundle has integral cohomology (when $g \geq 2$) given by

$$\begin{aligned} H^*(U(X_g)) &\cong \mathbb{Z} \text{ if } * = 0, 3 \\ &\cong \mathbb{Z}^{2g} \oplus \mathbb{Z}/(2g-2)\mathbb{Z} \text{ if } * = 2 \\ &\cong \mathbb{Z}^{2g} \text{ if } * = 1 \end{aligned}$$

The associated free Q -action on $U(X_g)$ is trivial on H^0, H^3 and the torsion of H^2 and is equal to M on H^1 and H^2 modulo torsion. There are many

cohomological consequences (for example arising from the Browder exponent theorem ([Br]) applied to the Q -action on $U(X_g)$) but due to space limitations we will not pursue these here.

References

- [Br] W. Browder, *Cohomology and group actions*, Invent. Math. **71**, no. **3** (1983), 599-607.
- [B] K. S. Brown, *Cohomology of Groups*, Springer Verlag GTM 87, New York-Heidelberg-Berlin, 1994.
- [C] M. Conder, *The Symmetric Genus of Alternating and Symmetric Groups*, J. Combinatorial Theory, Series B, **39**, (1985) 179-186.
- [F] B. Farb, *Some problems on Mapping Class Groups and Moduli Space*, Proceedings of Symposia in Pure Math., **74**, (2006) 11-56.
- [FS] B. Farb, S. Weinberger, *Hidden Symmetries and Arithmetic Manifolds*, Geometry, spectral theory, groups and dynamics, 111-119, Contemp. Math., **387**, Amer. Math. Soc., Providence, RI 2005.
- [FLT] N. Fieldsteel, T. Lindberg, T. London, H. Tran, H. Xu, *Classification of Groups with Strong Symmetric Genus up to Twenty-Five*, Houston J. Math., **39(1)** (2013), 51-60.
- [HPY] M. Herman, J. Pakianathan, E. Yalcin, *On a canonical construction of tessellated surfaces via finite group theory, Part I*. Preprint.
- [MZ1] C. May, J. Zimmerman, *Groups of small strong symmetric genus*, J. Group Theory, **3(3)** (2000), 233-245.
- [MZ2] C. May, J. Zimmerman, *There is a group of every strong symmetric genus*, Bull. London Math. Soc., **35(4)** (2003), 433-439.
- [MZ3] C. May, J. Zimmerman, *The groups of strong symmetric genus 4*, Houston J. Math., **31(1)** (2005), 21-35.
- [TT] T. W. Tucker, *Finite Groups Acting on Surfaces and the Genus of a Group*, Journal of Combinatorial Theory, Series B, **34**, (1983) 82-98.

Dept. of Mathematics
University of Rochester,
Rochester, NY 14627 U.S.A.
E-mail address: jonpak@math.rochester.edu

Dept. of Mathematics
University of Rochester,

Rochester, NY 14627 U.S.A.
E-mail address: herman@math.rochester.edu

4 Appendix: Data for Cell Complexes of Several Groups

All data in the following tables was generated using SAGE.

Table 1: $SL(2, \mathbb{F}_3)$ - Cell Complexes of 21 Total Components

Genus	# Faces	Schläfli Symbol	# Vertices	# Edges	# Components of This Type
0 (19 components)	2	{4, 2}	4	4	3
	4	{3, 3}	4	6	4
	4	{6, 2-3}	10	12	8
	6	{4, 3}	8	12	4
1 (2 components)	4	{6, 3}	8	12	2

Table 2: $SL(2, \mathbb{F}_5)$ - Cell Complexes of 341 Total Components

Genus	# Faces	Schläfli Symbol	# Vertices	# Edges	# Components of This Type
0 (281 components)	2	{3, 2}	3	3	20
	2	{4, 2}	4	4	15
	2	{5, 2}	5	5	24
	2	{6, 2}	6	6	10
	2	{10, 2}	10	10	12
	3	{4, 2-3}	5	6	40
	4	{3, 3}	4	6	20
	4	{6, 2-3}	10	12	40
	5	{4, 2-5}	7	10	48
	6	{4, 3}	8	12	20
	12	{5, 3}	20	30	4
	12	{10, 2-3}	50	60	8
	20	{3, 5}	12	30	4
	20	{6, 2-5}	42	60	8
30	{4, 3-5}	32	60	8	
1 (10 components)	4	{6, 3}	8	12	10
4 (16 components)	12	{5, 5}	12	30	4
	12	{10, 2-5}	42	60	8
	30	{4, 5}	24	60	4
5 (10 components)	12	{10, 3}	40	60	2
	20	{6, 3-5}	32	60	8
9 (22 components)	12	{10, 3-5}	32	60	16
	20	{6, 5}	24	60	6
13 (2 components)	12	{10, 5}	24	60	2

Table 3: $SL(2, \mathbb{F}_7)$ - Cell Complexes of 1376 Total Components

Genus	# Faces	Schläfli Symbol	# Vertices	# Edges	# Components of This Type
0 (784 components)	2	{3, 2}	3	3	56
	2	{4, 2}	4	4	42
	2	{6, 2}	6	6	28
	2	{8, 2}	8	8	42
	3	{4, 2-3}	5	6	112
	4	{3, 3}	4	6	56
	4	{4, 2-4}	6	8	84
	4	{6, 2-3}	10	12	112
	6	{4, 3}	8	12	56
	6	{8, 2-3}	20	24	56
	8	{3, 4}	6	12	28
8	{6, 2-4}	18	24	56	
12	{4, 3-4}	14	24	56	
1 (92 components)	4	{6, 3}	8	12	28
	7	{6, 3}	14	21	64
3 (294 components)	3	{14, 3}	14	21	64
	6	{8, 3-4}	14	24	56
	7	{6, 3-7}	10	21	128
	8	{6, 4}	12	24	14
	24	{7, 3}	56	84	4
	24	{14, 2-3}	140	168	8
	56	{3, 7}	24	84	4
	56	{6, 2-7}	108	168	8
84	{4, 3-7}	80	168	8	
8 (24 components)	42	{8, 3}	112	168	8
	56	{6, 3-4}	98	168	16
10 (32 components)	24	{7, 4}	42	84	4
	24	{14, 2-4}	126	168	8
	42	{4, 7}	24	84	4
	42	{8, 2-7}	108	168	8
	84	{4, 4-7}	66	168	8
15 (12 components)	42	{8, 3-4}	98	168	8
	56	{6, 4}	84	168	4
17 (10 components)	24	{14, 3}	112	168	2
	56	{6, 3-7}	80	168	8
19 (14 components)	24	{7, 7}	24	84	4
	24	{14, 2-7}	108	168	8
	84	{4, 7}	48	168	2
22 (8 components)	42	{8, 4}	84	168	8
					continued on next page

Table 3: $SL(2, \mathbb{F}_7)$ - continued

Genus	# Faces	Schläfli Symbol	# Vertices	# Edges	# Components of This Type
24 (48 components)	24	{14, 3-4}	98	168	16
	42	{8, 3-7}	80	168	16
	56	{6, 4-7}	66	168	16
31 (10 components)	24	{14, 4}	84	168	2
	42	{8, 4-7}	66	168	8
33 (22 components)	24	{14, 3-7}	80	168	16
	56	{6, 7}	48	168	6
40 (24 components)	24	{14, 4-7}	66	168	16
	42	{8, 7}	48	168	8
49 (2 components)	24	{14, 7}	48	168	2

Table 4: $PSL(2, \mathbb{F}_7)$ - Cell Complexes of 385 Total Components

Genus	# Faces	Schläfli Symbol	# Vertices	# Edges	# Components of This Type
0 (245 components)	2	{3, 2}	3	3	28
	2	{4, 2}	4	4	63
	3	{4, 2-3}	5	6	28
	4	{3, 3}	4	6	28
	4	{6, 2-3}	10	12	28
	6	{4, 3}	8	12	14
	6	{8, 2-3}	20	24	14
	8	{3, 4}	6	12	14
	8	{6, 2-4}	18	24	14
12	{4, 3-4}	14	24	14	
1 (16 components)	7	{6, 3}	14	21	16
3 (72 components)	3	{14, 3}	14	21	16
	6	{8, 3-4}	14	24	14
	7	{6, 3-7}	10	21	32
	24	{7, 3}	56	84	2
	24	{14, 2-3}	140	168	2
	56	{3, 7}	24	84	2
	56	{6, 2-7}	108	168	2
	84	{4, 3-7}	80	168	2
8 (6 components)	42	{8, 3}	112	168	2
	56	{6, 3-4}	98	168	4
10 (10 components)	24	{7, 4}	42	84	2
	24	{14, 2-4}	126	168	2
	42	{4, 7}	24	84	2
	42	{8, 2-7}	108	168	2
	84	{4, 4-7}	66	168	2
15 (3 components)	42	{8, 3-4}	98	168	2
	56	{6, 4}	84	168	1
17 (2 components)	56	{6, 3-7}	80	168	2
19 (4 components)	24	{7, 7}	24	84	2
	24	{14, 2-7}	108	168	2
22 (2 components)	42	{8, 4}	84	168	2
24 (12 components)	24	{14, 3-4}	98	168	4
	42	{8, 3-7}	80	168	4
	56	{6, 4-7}	66	168	4
					continued on next page

Table 4: $PSL(2, \mathbb{F}_7)$ - continued

Genus	# Faces	Schläfli Symbol	# Vertices	# Edges	# Components of This Type
31 (2 components)	42	{8, 4-7}	66	168	2
33 (5 components)	24	{14, 3-7}	80	168	4
	56	{6, 7}	48	168	1
40 (6 components)	24	{14, 4-7}	66	168	4
	42	{8, 7}	48	168	2

Table 5: Σ_3 - Cell Complexes of 2 Total Components

Genus	# Faces	Schläfli Symbol	# Vertices	# Edges	# Components of This Type
0	2	{3, 2}	3	3	1
0	3	{4, 2-3}	5	6	1

Table 6: $A_4 \cong PSL(2, \mathbb{F}_3)$ - Cell Complexes of 5 Total Components

Genus	# Faces	Schläfli Symbol	# Vertices	# Edges	# Components of This Type
0	4	{3, 3}	4	6	2
	4	{6, 2-3}	10	12	2
	6	{4, 3}	8	12	1

Table 7: Σ_4 - Cell Complexes of 27 Total Components

Genus	# Faces	Schläfli Symbol	# Vertices	# Edges	# Components of This Type
0 (26 components)	2	{3, 2}	3	3	4
	2	{4, 2}	4	4	9
	3	{4, 2-3}	5	6	4
	4	{3, 3}	4	6	2
	4	{6, 2-3}	10	12	2
	6	{4, 3}	8	12	1
	6	{8, 2-3}	20	24	1
	8	{3, 4}	6	12	1
	8	{6, 2-4}	18	24	1
	12	{4, 3-4}	14	24	1
3	6	{8, 3-4}	14	24	1

Table 8: $A_5 \cong PSL(2, \mathbb{F}_5)$ - Cell Complexes of 91 Total Components

Genus	# Faces	Schläfli Symbol	# Vertices	# Edges	# Components of This Type
0 (79 components)	2	{3, 2}	3	3	10
	2	{5, 2}	5	5	12
	3	{4, 2-3}	5	6	10
	4	{3, 3}	4	6	10
	4	{6, 2-3}	10	12	10
	5	{4, 2-5}	7	10	12
	6	{4, 3}	8	12	5
	12	{5, 3}	20	30	2
	12	{10, 2-3}	50	60	2
	20	{3, 5}	12	30	2
	20	{6, 2-5}	42	60	2
	30	{4, 3-5}	32	60	2
4 (5 components)	12	{5, 5}	12	30	2
	12	{10, 2-5}	42	60	2
	30	{4, 5}	24	60	1
5 (2 components)	20	{6, 3-5}	32	60	2
9 (5 components)	12	{10, 3-5}	32	60	4
	20	{6, 5}	24	60	1

Table 9: Σ_5 - Cell Complexes of 284 Total Components

Genus	# Faces	Schläfli Symbol	# Vertices	# Edges	# Components of This Type
0 (194 components)	2	{3, 2}	3	3	20
	2	{4, 2}	4	4	45
	2	{5, 2}	5	5	12
	2	{6, 2}	6	6	10
	3	{4, 2-3}	5	6	40
	4	{3, 3}	4	6	10
	4	{6, 2-3}	10	12	10
	5	{4, 2-5}	7	10	12
	6	{4, 3}	8	12	5
	6	{8, 2-3}	20	24	5
	8	{3, 4}	6	12	5
	8	{6, 2-4}	18	24	5
	12	{4, 3-4}	14	24	5
	12	{5, 3}	20	30	2
12	{10, 2-3}	50	60	2	
20	{3, 5}	12	30	2	
20	{6, 2-5}	42	60	2	
30	{4, 3-5}	32	60	2	
1	5	{4, 4}	5	10	12
(24 components)	5	{8, 2-4}	15	20	12
3	6	{8, 3-4}	14	24	5
(5 components)					
4	4	{10, 4}	10	20	6
(27 components)	5	{8, 4-5}	9	20	12
	12	{5, 5}	12	30	2
	12	{10, 2-5}	42	60	2
	24	{5, 4}	30	60	1
	24	{10, 2-4}	90	120	1
	30	{4, 5}	24	60	1
	30	{8, 2-5}	84	120	1
	60	{4, 4-5}	54	120	1
5	20	{6, 3-5}	32	60	2
(2 components)					
6	20	{6, 4}	30	60	1
(5 components)	20	{12, 2-4}	90	120	1
	30	{4, 6}	20	60	1
	30	{8, 2-6}	80	120	1
	60	{4, 4-6}	50	120	1
					continued on next page

Table 9: Σ_5 - continued

Genus	# Faces	Schläfli Symbol	# Vertices	# Edges	# Components of This Type
9 (9 components)	12	{10, 3-5}	32	60	4
	20	{6, 5}	24	60	1
	20	{12, 2-5}	84	120	1
	24	{5, 6}	20	60	1
	24	{10, 2-6}	80	120	1
	60	{4, 5-6}	44	120	1
11 (3 components)	20	{6, 6}	20	60	1
	20	{12, 2-6}	80	120	1
	30	{8, 3-4}	70	120	1
16 (6 components)	20	{12, 3-4}	70	120	2
	30	{8, 3-6}	60	120	2
	40	{6, 4-6}	50	120	2
19	30	{8, 4-5}	54	120	1
21	20	{12, 3-6}	60	120	1
24 (6 components)	20	{12, 4-5}	54	120	2
	24	{10, 4-6}	50	120	2
	30	{8, 5-6}	44	120	2
29	20	{12, 5-6}	44	120	1

Table 10: A_6 - Cell Complexes of 1335 Total Components

Genus	# Faces	Schläfli Symbol	# Vertices	# Edges	# Components of This Type
0 (909 components)	2	{3, 2}	3	3	120
	2	{4, 2}	4	4	135
	2	{5, 2}	5	5	72
	3	{4, 2-3}	5	6	120
	4	{3, 3}	4	6	60
	4	{6, 2-3}	10	12	60
	5	{4, 2-5}	7	10	72
	6	{4, 3}	8	12	30
	6	{8, 2-3}	20	24	30
	8	{3, 4}	6	12	30
	8	{6, 2-4}	18	24	30
	12	{4, 3-4}	14	24	30
	12	{5, 3}	20	30	24
	12	{10, 2-3}	50	60	24
	20	{3, 5}	12	30	24
20	{6, 2-5}	42	60	24	
30	{4, 3-5}	32	60	24	
1 (80 components)	9	{4, 4}	9	18	40
	9	{8, 2-4}	27	36	40
3 (30 components)	6	{8, 3-4}	14	24	30
4 (120 components)	9	{8, 3-4}	21	36	40
	12	{5, 5}	12	30	24
	12	{6, 4}	18	36	20
	12	{10, 2-5}	42	60	24
	30	{4, 5}	24	60	12
5 (24 components)	20	{6, 3-5}	32	60	24
9 (60 components)	12	{10, 3-5}	32	60	48
	20	{6, 5}	24	60	12
10 (20 components)	72	{5, 4}	90	180	4
	72	{10, 2-4}	270	360	4
	90	{4, 5}	72	180	4
	90	{8, 2-5}	252	360	4
	180	{4, 4-5}	162	360	4
16 (6 components)	90	{8, 3}	240	360	2
	120	{6, 3-4}	210	360	4
19 (8 components)	72	{5, 5}	72	180	4
	72	{10, 2-5}	252	360	4
					continued on next page

Table 10: A_6 - continued

Genus	# Faces	Schläfli Symbol	# Vertices	# Edges	# Components of This Type
25	72	{10, 3}	240	360	2
(6 components)	120	{6, 3-5}	192	360	4
40	72	{10, 3-4}	210	360	8
(24 components)	90	{8, 3-5}	192	360	8
	120	{6, 4-5}	162	360	8
46	90	{8, 4}	180	360	2
(2 components)					
49	72	{10, 3-5}	192	360	4
(6 components)	120	{6, 5}	144	360	2
55	72	{10, 4}	180	360	2
(10 components)	90	{8, 4-5}	162	360	8
64	72	{10, 4-5}	162	360	16
(24 components)	90	{8, 5}	144	360	8
73	72	{10, 5}	144	360	6
(6 components)					

Table 11: Σ_6 - Cell Complexes of 4477 Total Components

Genus	# Faces	Schläfli Symbol	# Vertices	# Edges	# Components of This Type
0 (2904 components)	2	{3, 2}	3	3	240
	2	{4, 2}	4	4	540
	2	{5, 2}	5	5	72
	2	{6, 2}	6	6	240
	3	{4, 2-3}	5	6	720
	4	{3, 3}	4	6	120
	4	{6, 2-3}	10	12	240
	5	{4, 2-5}	7	10	72
	6	{4, 3}	8	12	120
	6	{8, 2-3}	20	24	120
	8	{3, 4}	6	12	60
	8	{6, 2-4}	18	24	120
	12	{4, 3-4}	14	24	120
	12	{5, 3}	20	30	24
	12	{10, 2-3}	50	60	24
	20	{3, 5}	12	30	24
20	{6, 2-5}	42	60	24	
30	{4, 3-5}	32	60	24	
1 (284 components)	4	{6, 3}	8	12	60
	5	{4, 4}	5	10	72
	5	{8, 2-4}	15	20	72
	9	{4, 4}	9	18	40
	9	{8, 2-4}	27	36	40
3 (150 components)	6	{8, 3-4}	14	24	120
	8	{6, 4}	12	24	30
4 (396 components)	4	{10, 4}	10	20	36
	5	{8, 4-5}	9	20	72
	6	{12, 2-6}	24	36	40
	9	{8, 3-4}	21	36	40
	12	{5, 5}	12	30	24
	12	{6, 4}	18	36	20
	12	{10, 2-5}	42	60	24
	12	{12, 2-4}	54	72	20
	18	{4, 6}	12	36	20
	18	{8, 2-6}	48	72	20
	24	{5, 4}	30	60	12
	24	{10, 2-4}	90	120	12
	30	{4, 5}	24	60	12
	30	{8, 2-5}	84	120	12
	36	{4, 4-6}	30	72	20
60	{4, 4-5}	54	120	12	
					continued on next page

Table 11: Σ_6 - continued

Genus	# Faces	Schläfli Symbol	# Vertices	# Edges	# Components of This Type
5 (24 components)	20	{6, 3-5}	32	60	24
6 (60 components)	20	{6, 4}	30	60	12
	20	{12, 2-4}	90	120	12
	30	{4, 6}	20	60	12
	30	{8, 2-6}	80	120	12
	60	{4, 4-6}	50	120	12
9 (108 components)	12	{10, 3-5}	32	60	48
	20	{6, 5}	24	60	12
	20	{12, 2-5}	84	120	12
	24	{5, 6}	20	60	12
	24	{10, 2-6}	80	120	12
	60	{4, 5-6}	44	120	12
10 (20 components)	72	{5, 4}	90	180	4
	72	{10, 2-4}	270	360	4
	90	{4, 5}	72	180	4
	90	{8, 2-5}	252	360	4
	180	{4, 4-5}	162	360	4
11 (36 components)	20	{6, 6}	20	60	12
	20	{12, 2-6}	80	120	12
	30	{8, 3-4}	70	120	12
16 (138 components)	12	{12, 4-6}	30	72	40
	18	{8, 6}	24	72	20
	20	{12, 3-4}	70	120	24
	30	{8, 3-6}	60	120	24
	40	{6, 4-6}	50	120	24
	90	{8, 3}	240	360	2
	120	{6, 3-4}	210	360	4
19 (20 components)	30	{8, 4-5}	54	120	12
	72	{5, 5}	72	180	4
	72	{10, 2-5}	252	360	4
21 (12 components)	20	{12, 3-6}	60	120	12
24 (72 components)	20	{12, 4-5}	54	120	24
	24	{10, 4-6}	50	120	24
	30	{8, 5-6}	44	120	24
25 (6 components)	72	{10, 3}	240	360	2
	120	{6, 3-5}	192	360	4
29 (12 components)	20	{12, 5-6}	44	120	12
					continued on next page

Table 11: Σ_6 - continued

Genus	# Faces	Schläfli Symbol	# Vertices	# Edges	# Components of This Type
40 (24 components)	72	{10, 3-4}	210	360	8
	90	{8, 3-5}	192	360	8
	120	{6, 4-5}	162	360	8
46 (2 components)	90	{8, 4}	180	360	2
49 (14 components)	72	{10, 3-5}	192	360	4
	120	{6, 5}	144	360	2
	120	{12, 2-5}	504	720	2
	144	{5, 6}	120	360	2
	144	{10, 2-6}	480	720	2
	360	{4, 5-6}	264	720	2
55 (10 components)	72	{10, 4}	180	360	2
	90	{8, 4-5}	162	360	8
61 (15 components)	120	{6, 6}	120	360	6
	120	{12, 2-6}	480	720	6
	360	{4, 6}	240	720	3
64 (24 components)	72	{10, 4-5}	162	360	16
	90	{8, 5}	144	360	8
73 (6 components)	72	{10, 5}	144	360	6
91 (9 components)	120	{12, 3-4}	420	720	2
	180	{8, 4}	360	720	3
	180	{8, 3-6}	360	720	2
	240	{6, 4-6}	300	720	2
121 (42 components)	120	{12, 4}	360	720	8
	120	{12, 3-6}	360	720	14
	180	{8, 4-6}	300	720	16
	240	{6, 6}	240	720	4
139 (24 components)	120	{12, 4-5}	324	720	8
	144	{10, 4-6}	300	720	8
	180	{8, 5-6}	264	720	8
151 (21 components)	120	{12, 4-6}	300	720	14
	180	{8, 6}	240	720	7
169 (44 components)	120	{12, 5-6}	264	720	30
	144	{10, 6}	240	720	14

Table 12: A_7 - Cell Complexes of 16813 Total Components

Genus	# Faces	Schläfli Symbol	# Vertices	# Edges	# Components of This Type
0 (8379 components)	2	{3, 2}	3	3	840
	2	{4, 2}	4	4	945
	2	{5, 2}	5	5	252
	2	{6, 2}	6	6	210
	2	{12, 2}	12	12	210
	3	{4, 2-3}	5	6	1260
	4	{3, 3}	4	6	420
	4	{6, 2-3}	10	12	840
	5	{4, 2-5}	7	10	252
	6	{4, 2-6}	8	12	420
	6	{4, 3}	8	12	420
	6	{8, 2-3}	20	24	420
	8	{3, 4}	6	12	420
	8	{6, 2-4}	18	24	420
	12	{4, 3-4}	14	24	420
	12	{5, 3}	20	30	126
	12	{10, 2-3}	50	60	126
	20	{3, 5}	12	30	126
20	{6, 2-5}	42	60	126	
30	{4, 3-5}	32	60	126	
1 (1514 components)	4	{6, 3}	8	12	210
	5	{4, 4}	5	10	252
	5	{8, 2-4}	15	20	252
	7	{6, 3}	14	21	240
	9	{4, 4}	9	18	280
	9	{8, 2-4}	27	36	280
3 (1440 components)	3	{14, 3}	14	21	240
	6	{8, 3-4}	14	24	420
	7	{6, 3-7}	10	21	480
	24	{7, 3}	56	84	60
	24	{14, 2-3}	140	168	60
	56	{3, 7}	24	84	60
	56	{6, 2-7}	108	168	60
	84	{4, 3-7}	80	168	60
					continued on next page

Table 12: A_7 - continued

Genus	# Faces	Schläfli Symbol	# Vertices	# Edges	# Components of This Type
4 (1197 components)	4	{10, 4}	10	20	126
	5	{8, 4-5}	9	20	252
	9	{8, 3-4}	21	36	280
	12	{5, 5}	12	30	126
	12	{6, 4}	18	36	140
	12	{10, 2-5}	42	60	126
	24	{5, 4}	30	60	21
	24	{10, 2-4}	90	120	21
	30	{4, 5}	24	60	63
	30	{8, 2-5}	84	120	21
	60	{4, 4-5}	54	120	21
5 (126 components)	20	{6, 3-5}	32	60	126
6 (105 components)	20	{6, 4}	30	60	21
	20	{12, 2-4}	90	120	21
	30	{4, 6}	20	60	21
	30	{8, 2-6}	80	120	21
	60	{4, 4-6}	50	120	21
8 (180 components)	42	{8, 3}	112	168	60
	56	{6, 3-4}	98	168	120
9 (399 components)	12	{10, 3-5}	32	60	252
	20	{6, 5}	24	60	63
	20	{12, 2-5}	84	120	21
	24	{5, 6}	20	60	21
	24	{10, 2-6}	80	120	21
	60	{4, 5-6}	44	120	21
10 (440 components)	24	{7, 4}	42	84	60
	24	{14, 2-4}	126	168	60
	42	{4, 7}	24	84	60
	42	{8, 2-7}	108	168	60
	72	{5, 4}	90	180	28
	72	{10, 2-4}	270	360	28
	84	{4, 4-7}	66	168	60
	90	{4, 5}	72	180	28
	90	{8, 2-5}	252	360	28
	180	{4, 4-5}	162	360	28
					continued on next page

Table 12: A_7 - continued

Genus	# Faces	Schläfli Symbol	# Vertices	# Edges	# Components of This Type
11 (63 components)	20	{6, 6}	20	60	21
	20	{12, 2-6}	80	120	21
	30	{8, 3-4}	70	120	21
15 (90 components)	42	{8, 3-4}	98	168	60
	56	{6, 4}	84	168	30
16 (168 components)	20	{12, 3-4}	70	120	42
	30	{8, 3-6}	60	120	42
	40	{6, 4-6}	50	120	42
	90	{8, 3}	240	360	14
	120	{6, 3-4}	210	360	28
17 (60 components)	56	{6, 3-7}	80	168	60
19 (197 components)	24	{7, 7}	24	84	60
	24	{14, 2-7}	108	168	60
	30	{8, 4-5}	54	120	21
	72	{5, 5}	72	180	28
	72	{10, 2-5}	252	360	28
21 (21 components)	20	{12, 3-6}	60	120	21
22 (60 components)	42	{8, 4}	84	168	60
24 (486 components)	20	{12, 4-5}	54	120	42
	24	{10, 4-6}	50	120	42
	24	{14, 3-4}	98	168	120
	30	{8, 5-6}	44	120	42
	42	{8, 3-7}	80	168	120
	56	{6, 4-7}	66	168	120
25 (42 components)	72	{10, 3}	240	360	14
	120	{6, 3-5}	192	360	28
29 (21 components)	20	{12, 5-6}	44	120	21
31 (60 components)	42	{8, 4-7}	66	168	60
33 (150 components)	24	{14, 3-7}	80	168	120
	56	{6, 7}	48	168	30
40 (348 components)	24	{14, 4-7}	66	168	120
	42	{8, 7}	48	168	60
	72	{10, 3-4}	210	360	56
	90	{8, 3-5}	192	360	56
	120	{6, 4-5}	162	360	56
					continued on next page

Table 12: A_7 - continued

Genus	# Faces	Schläfli Symbol	# Vertices	# Edges	# Components of This Type
46 (14 components)	90	{8, 4}	180	360	14
49 (42 components)	72	{10, 3-5}	192	360	28
	120	{6, 5}	144	360	14
55 (70 components)	72	{10, 4}	180	360	14
	90	{8, 4-5}	162	360	56
64 (168 components)	72	{10, 4-5}	162	360	112
	90	{8, 5}	144	360	56
73 (42 components)	72	{10, 5}	144	360	42
136 (20 components)	360	{7, 4}	630	1260	4
	360	{14, 2-4}	1890	2520	4
	630	{4, 7}	360	1260	4
	630	{8, 2-7}	1620	2520	4
	1260	{4, 4-7}	990	2520	4
169 (3 components)	504	{10, 3}	1680	2520	1
	840	{6, 3-5}	1344	2520	2
199 (20 components)	360	{7, 5}	504	1260	4
	360	{14, 2-5}	1764	2520	4
	504	{5, 7}	360	1260	4
	504	{10, 2-7}	1620	2520	4
	1260	{4, 5-7}	864	2520	4
211 (15 components)	420	{12, 3}	1680	2520	1
	630	{8, 3-4}	1470	2520	8
	840	{6, 4}	1260	2520	4
	840	{6, 6-3}	1260	2520	2
241 (26 components)	360	{7, 6}	420	1260	4
	360	{14, 3}	1680	2520	2
	360	{14, 2-6}	1680	2520	4
	420	{6, 7}	360	1260	4
	420	{12, 2-7}	1620	2520	4
	840	{6, 3-7}	1200	2520	4
	1260	{4, 6-7}	780	2520	4
271 (13 components)	360	{7, 7}	360	1260	6
	360	{14, 2-7}	1620	2520	6
	1260	{4, 7}	720	2520	1
274 (30 components)	504	{10, 3-4}	1470	2520	10
	630	{8, 3-5}	1344	2520	10
	840	{6, 4-5}	1134	2520	10
					continued on next page

Table 12: A_7 - continued

Genus	# Faces	Schläfli Symbol	# Vertices	# Edges	# Components of This Type
316 (30 components)	420	{12, 3-4}	1470	2520	6
	630	{8, 4}	1260	2520	12
	630	{8, 3-6}	1260	2520	6
	840	{6, 4-6}	1050	2520	6
337 (9 components)	504	{10, 3-5}	1344	2520	6
	840	{6, 5}	1008	2520	3
346 (48 components)	360	{14, 3-4}	1470	2520	16
	630	{8, 3-7}	1200	2520	16
	840	{6, 4-7}	990	2520	16
379 (51 components)	420	{12, 3-5}	1344	2520	6
	504	{10, 4}	1260	2520	11
	504	{10, 3-6}	1260	2520	6
	630	{8, 4-5}	1134	2520	22
	840	{6, 5-6}	924	2520	6
409 (54 components)	360	{14, 3-5}	1344	2520	18
	504	{10, 3-7}	1200	2520	18
	840	{6, 5-7}	864	2520	18
421 (21 components)	420	{12, 4}	1260	2520	6
	420	{12, 3-6}	1260	2520	2
	630	{8, 4-6}	1050	2520	12
	840	{6, 6}	840	2520	1
442 (12 components)	504	{10, 4-5}	1134	2520	8
	630	{8, 5}	1008	2520	4
451 (88 components)	360	{14, 4}	1260	2520	20
	360	{14, 3-6}	1260	2520	8
	420	{12, 3-7}	1200	2520	8
	630	{8, 4-7}	990	2520	44
	840	{6, 6-7}	780	2520	8
481 (37 components)	360	{14, 3-7}	1200	2520	26
	840	{6, 7}	720	2520	11
484 (24 components)	420	{12, 4-5}	1134	2520	8
	504	{10, 4-6}	1050	2520	8
	630	{8, 5-6}	924	2520	8
505	504	{10, 5}	1008	2520	1
514 (108 components)	360	{14, 4-5}	1134	2520	36
	504	{10, 4-7}	990	2520	36
	630	{8, 5-7}	864	2520	36
526 (6 components)	420	{12, 4-6}	1050	2520	4
	630	{8, 6}	840	2520	2
547 (12 components)	420	{12, 5}	1008	2520	4
	504	{10, 5-6}	924	2520	8

Table 12: A_7 - continued

Genus	# Faces	Schläfli Symbol	# Vertices	# Edges	# Components of This Type
556 (48 components)	360 420 630	{14, 4-6} {12, 4-7} {8, 6-7}	1050 990 780	2520 2520 2520	16 16 16
577 (34 components)	360 504	{14, 5} {10, 5-7}	1008 864	2520 2520	10 24
586 (60 components)	360 630	{14, 4-7} {8, 7}	990 720	2520 2520	40 20
589 (3 components)	420 504	{12, 5-6} {10, 6}	924 840	2520 2520	2 1
619 (42 components)	360 420 504	{14, 5-6} {12, 5-7} {10, 6-7}	924 864 780	2520 2520 2520	14 14 14
631	420	{12, 6}	840	2520	1
649 (70 components)	360 504	{14, 5-7} {10, 7}	864 720	2520 2520	48 22
661 (4 components)	420	{12, 6-7}	780	2520	4
691 (21 components)	360 420	{14, 6-7} {12, 7}	780 720	2520 2520	14 7
721 (20 components)	360	{14, 7}	720	2520	20