

Enumeration of Hybrid Domino-Lozenge Tilings II: Quasi-octagonal regions

TRI LAI
Indiana University
Department of Mathematics
Bloomington, IN 47405
tmlai@indiana.edu

April 13, 2019

Abstract

We use subgraph replacement method to prove a simple product formula for the tilings of a 8-vertex counterpart of Propp’s quasi-hexagons (Problem 16 in *New Perspectives in Geometric Combinatorics*, Cambridge University Press, 1999), called quasi-octagon.

Keywords: perfect matchings, tilings, dual graphs, Aztec diamonds, Aztec rectangles, quasi-octagons.

1 Introduction

We are interested in regions in the square lattice with southwest-to-northeast diagonals drawn in. In 1996, Douglas [3] proved a conjecture posed by Propp on the number of tilings of a certain family of regions in the square lattice with every second *diagonal*¹ drawn in. In 1999, Propp listed 32 open problems in enumeration of perfect matchings and tilings in his survey paper [10]. The problem 16 on the list asks for a formula for the number of tilings of a certain quasi-hexagonal region on the square lattice with every third diagonal drawn in. The problem has been solved and generalized by author of the paper [8] for a certain quasi-hexagons whose distances² between two successive diagonals drawn in are arbitrary. The method, subgraph replacement method, provided also a generalization of Douglas’ result above.

In this paper we use subgraph replacement method to enumerate tilings of a new family of 8-vertex regions that are inspired by Propp’s quasi-hexagons ([10], [8]) and defined in the next two paragraphs.

We consider two distinguished diagonals drawn in ℓ and ℓ' , so that ℓ' stays below ℓ . Draw in k diagonals above ℓ , with the distances between consecutive ones, starting from top, being d_1, \dots, d_k ; and l diagonals have been drawn in below ℓ' , with the distances between consecutive ones, starting from the bottom, being d'_1, \dots, d'_l . Draw in also $t - 1$ additional diagonals between ℓ and ℓ' , so that the distances between

¹From now on “diagonal(s)” refers to “southwest-to-northeast diagonal(s)”

²The unit here is the distance between two consecutive diagonals of the square lattice, i.e. $\sqrt{2}/2$

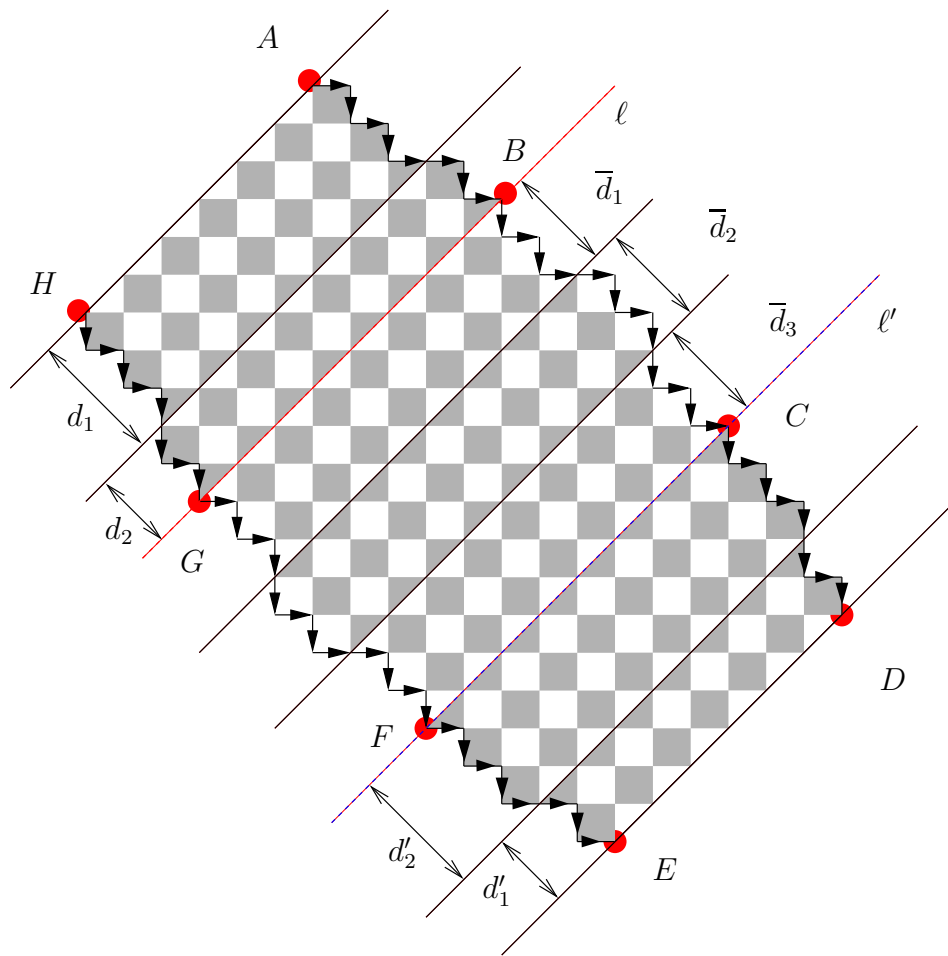


Figure 1.1: The quasi-octagon $\mathcal{O}_6(5, 3; 4, 4, 4; 3, 5)$.

successive ones (starting from top) are $\bar{d}_1, \dots, \bar{d}_t$. To make the setup of drawn-in diagonals well-defined, we assume that the distance between ℓ and ℓ' is at least t .

Next, we color the resulting dissection of the square lattice by black and white, so that any two fundamental regions sharing an edge have opposite colors. Without loss of generality, we can assume that the triangles pointing toward ℓ and having bases on the top drawn-in diagonal are white. Let A be a lattice point on the top drawn-in diagonal. We draw a lattice path with unit steps to south or east from A so that at each step the black fundamental region is on the right. The lattice path arrives ℓ at a lattice point B . Continue from B to a vertex C on ℓ' in same fashion, however the black fundamental region is now on the left in each step. Finally, we go from C to a vertex D on the bottom drawn-in diagonal by the same way with the black fundamental region is on the right in each step. The described path from A to D is the northeastern boundary of the region.

Pick a lattice point H on the top drawn-in diagonal so that it stays on the left A and the Euclidean distance between them is $|AH| = a\sqrt{2}$. The southwestern boundary is defined analogously, starting from H to a point $G \in \ell$, to a point $F \in \ell'$, and to a point E on the bottom drawn-in diagonal. One can see that the southwestern boundary is obtained by reflecting the northeastern one about the perpendicular bisector of the segment AH . The segments AH and DE complete the boundary of the region, denoted by $\mathcal{O}_a(d_1, \dots, d_k; \bar{d}_1, \dots, \bar{d}_t; d'_1, \dots, d'_l)$ (see Figure 1.1 for an example) and called a quasi-octagon.

Call the fundamental regions inside $\mathcal{O}_a(d_1, \dots, d_k; \bar{d}_1, \dots, \bar{d}_t; d'_1, \dots, d'_l)$ *cells*, and call them black or white according to the coloring described above. Note that there are two kinds of cells, square and triangular. The latter in turn come in two orientations: they may point towards ℓ' or away from ℓ' . A cell is called *regular* if it is a square cell or a triangular cell pointing away from ℓ' .

A *row of cells* consists of all the triangular cells of a given color with bases resting on a fixed lattice diagonal, or consists of all the square cells (of a given color) passed through by a fixed lattice diagonal.

Remark 1. If the triangular cells running along the bottom drawn-in diagonal of a quasi-octagon are black, then we can not cover these cells by disjoint tiles, and the region has no tilings. *Therefore, from now on, we assume that the triangular cells running along the bottom drawn-in diagonal are white.* This is equivalent to the the fact that the last step of the southwestern boundary is an east step.

The *upper part* of the region is defined to be the portion above ℓ , the *lower part* is the portion below ℓ' , and the *middle part* is the portion between ℓ and ℓ' . We define *the upper* and *the lower heights* of our region to be the numbers of rows of black regular cells in the upper and lower parts. The *middle height* is the number of rows of white regular cells in the middle part. Denote by $h_1(\mathcal{O})$, $h_2(\mathcal{O})$ and $h_3(\mathcal{O})$ the upper, the middle and the lower heights of a quasi-octagon \mathcal{O} . Define also *the upper* and *lower widths* of \mathcal{O} to be $w_1(\mathcal{O}) = |BG|/\sqrt{2}$ and $w_2(\mathcal{O}) = |CF|/\sqrt{2}$, where $|BG|$ and $|CF|$ are the Euclidean distances of the segment BG and CF respectively. For example, the quasi-octagon in Figure 1.1 has the upper, middle and lower heights 5,6,5, respectively, and has the upper and lower widths 8.

We are interested in the number of tilings of a quasi-octagon with two widths equal, in this case the number of tilings is given by a simple product formula (unfortunately, in general, a quasi-octagon does not give us a simple product formula).

The number of tilings of a quasi-octagon with equal weights is given by the theorem stated below.

Theorem 1.1. *Let $a, d_1, \dots, d_k; \bar{d}_1, \dots, \bar{d}_t; d'_1, \dots, d'_l$ be positive integers for which the quasi-octagon $\mathcal{O} := \mathcal{O}_a(d_1, \dots, d_k; \bar{d}_1, \dots, \bar{d}_t; d'_1, \dots, d'_l)$ has the upper, the middle and the lower heights h_1, h_2, h_3 , respectively, and has the widths w with $w > h_1, h_2, h_3$.*

- (a) *If $h_1 + h_3 \neq w + h_2$, then \mathcal{O} has no tilings.*
(b) *If $h_1 + h_3 = w + h_2$, then the number of tilings of \mathcal{O} is equal to*

$$\begin{aligned} & 2^{C_1+C_2+C_3-h_1(2w-h_1+1)/2-h_2(2w-h_2+1)/2-h_3(2w-h_3+1)/2} \\ & \times 2^{\binom{h_1+2h_2+h_3}{2}-2h_2(w+h_2)-\binom{h_1+h_2}{2}-\binom{h_2+h_3}{2}} \\ & \times \frac{\prod_{i=h_2+h_3+1}^{h_2+w} (i-1)! \prod_{i=h_1+h_2+1}^{h_2+w} (i-1)! \prod_{i=1}^{w-h_3} (i-1)! \prod_{i=1}^{w-h_1} (i-1)!}{\prod_{i=1}^{w-h_2} (h_2+i-1)!(w-i)!}, \end{aligned} \quad (1.1)$$

where C_1 is the numbers of black regular cells in the upper part, C_2 is the number of white regular cells in the middle part, and C_3 is the number of black regular cells in the lower part of the region.

Consider the case when ℓ and ℓ' are identical in the definition of a quasi-octagon. We get a region with six vertices, it is exactly a *symmetric quasi-hexagon* defined in [8]. Recall that author of the paper has proved that the number of tilings of a symmetric quasi-hexagon is a power of 2 times an the number of tilings of a symmetric lozenge hexagon (see Theorem 2.2 in [8]).

We will use a result of Kattenthaler [7] (about the number of tilings of a certain family of holey Aztec rectangles) and several new subgraph replacement rules to prove Theorem 1.1 in Section 3. We also investigate several variants of Theorem 1.1 in the end of Section 3.

2 Preliminaries

As the sequel of [8], this paper shares the preliminary results and definitions with [8]. For the sake of simplicity, we do not re-state all of the results and definitions in this paper.

We denote by $M(R)$ the number of tilings of a region R , and $M(G)$ the number of perfect matchings of a graph G . We will employ in our proofs four fundamental lemmas: Vertex-splitting Lemma, Star Lemma, Spider Lemma, and Graph-splitting Lemma (see Lemmas 3.1, 3.2, 3.3, and 3.6 in [8], respectively).

Let $D := D_a(d_1, \dots, d_k)$ be the portion of $\mathcal{O}_a(d_1, \dots, d_k; \bar{d}_1, \dots, \bar{d}_t; d'_1, \dots, d'_l)$ that is above the diagonal ℓ , we call it a *generalized Douglas region* (see [8] for more details). The *height* of D is defined to be to the upper height of the quasi-octagon, denoted by $h(D)$. Define the width of $D_a(d_1, \dots, d_k)$ to be the upper width of the quasi-octagon, denoted by $w(D)$. Denote by $G_a(d_1, \dots, d_k)$ the dual graph of $D_a(d_1, \dots, d_k)$.

The *connected sum* $G\#G'$ of two disjoint graphs G and G' along the ordered sets of vertices $\{v_1, \dots, v_n\} \subset V(G)$ and $\{v'_1, \dots, v'_n\} \subset V(G')$ is the graph obtained from G and G' by identifying vertices v_i and v'_i , for $i = 1, \dots, n$. We have the following variant of Proposition 4.1 in [8].

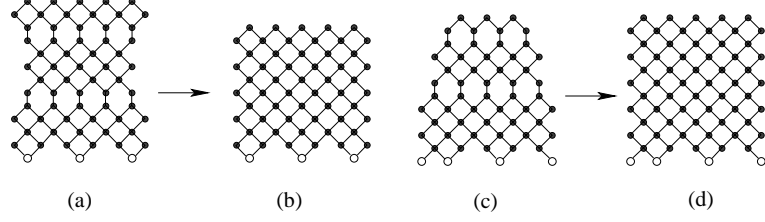


Figure 2.1: Illustrating the transformations in Lemma 2.1.

Lemma 2.1 (Composite Transformations). *Assume a, d_1, d_2, \dots, d_k are positive integers, so that D is a generalized Douglas region $D_a(d_1, \dots, d_k)$ having the height h and the width w . Assume in addition that G is a graph, and that $\{v_1, v_2, \dots, v_{w-m}\}$ is an ordered subset of the vertex set of G , for some $0 \leq m < w$.*

(1) *If the bottom row of cells in D is white, then*

$$M(\overline{G}_a(d_1, \dots, d_k) \# G) = 2^{C-h(w+1)} M(\overline{AR}_{h,w} \# G), \quad (2.1)$$

where $\overline{G}_a(d_1, \dots, d_k)$ and $\overline{AR}_{h,w}$ are the graphs obtained from $G_a(d_1, \dots, d_k)$ and $AR_{h,w}$ by removing the r_1 -st, the r_2 -nd, \dots , and the r_m -th vertices in their bottoms, respectively (if $m = 0$, then we do not remove any vertices from the bottom of the graphs), and where the connected sum acts on G along $\{v_1, v_2, \dots, v_{w-m}\}$ and on $\overline{G}_a(d_1, \dots, d_k)$ and $\overline{AR}_{h,w}$ along their bottom vertices from left to right.

(2) *If the bottom row of cells in D is black, then*

$$M(\overline{G}_a(d_1, \dots, d_k) \# G) = 2^{C-hw} M(\overline{AR}_{h-\frac{1}{2}, w-1} \# G), \quad (2.2)$$

where $\overline{G}_a(d_1, \dots, d_k)$ and $\overline{AR}_{h-\frac{1}{2}, w-1}$ are the graphs obtained from $G_a(d_1, \dots, d_k)$ and $AR_{h-\frac{1}{2}, w-1}$ by removing the r_1 -st, the r_2 -nd, \dots , and the r_m -th vertices in their bottoms, respectively, and where the connected sum acts on G along the vertex set $\{v_1, v_2, \dots, v_{w-m}\}$ and on $\overline{G}_a(d_1, \dots, d_k)$ and $\overline{AR}_{h-\frac{1}{2}, w-1}$ along their bottom vertices from left to right. \blacksquare

Since the proofs of Proposition 4.1 in [8] and Lemma 2.1 are identical, the proof of Lemma 2.1 is omitted. Moreover, one can see that Proposition 4.1 in [8] is obtained from Lemma 2.1 by specializing $m = 0$.

We conclude this section by quoting the following result of Krattenthaler.

Lemma 2.2 (Krattenthaler [7], Theorem 14). *Let m, n, c, f be positive integers, and d be a nonnegative integer with $2m + d - 1 \geq n$ and $c + (2n - 2m - d + 1)f \leq n + 1$. Then the number of perfect matching of a $(2m + d - 1) \times n$ Aztec rectangle, where all the vertices on the horizontal row that is by d below the central row except for the c -th, $(c + f)$ -th, \dots , and the $(c + (2n - 2m - d + 1)f)$ -th vertex, have been removed, equals*

$$2^{\binom{2m+d}{2} + (n+1)(n-2m-d+1)} f^{m^2 + (d-1)m + \binom{d}{2} + n(n-2m-d+1)} \times \frac{\prod_{i=m+1}^{n+1} (i-1)! \prod_{i=m+d+1}^{n+1} (i-1)! \prod_{i=1}^{n-m+1} (i-1)! \prod_{i=1}^{n-m-d+1} (i-1)!}{\prod_{i=1}^{2n-2m-d+2} (c+f(i-1)-1)!(n+1-c-f(i-1))!}, \quad (2.3)$$

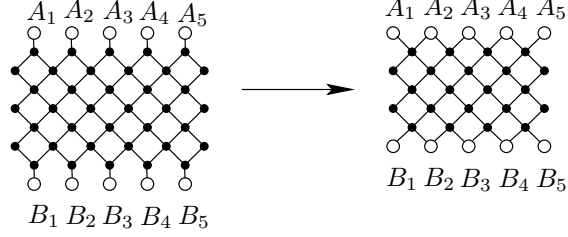


Figure 3.1: Illustrating the transformation in Lemma 3.1(a).

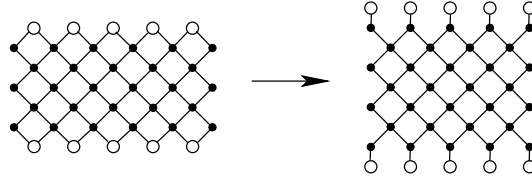


Figure 3.2: Illustrating the transformation in Lemma 3.1(b).

where the product $\prod_{m+d+1}^{n+1} (i-1)!$ has to be interpreted as 1 if $n = m + d - 1$, and as 0 if $n < m + d - 1$, and similarly for the other products

Denote by $AR_{m,n}^d(A)$ the graph obtained from the Aztec rectangle $AR_{m,n}$ by removing all vertices at the positions in $A \subset \{1, \dots, n+1\}$ from the row that is by d below the central row (see Figure 3.4(c) for an example).

3 Proof of Theorem 1.1

Before proving Theorem 1.1, we present several support lemmas stated below.

Lemma 3.1. *Let G be a graph and let $\{v_1, \dots, v_{2q}\}$ be an ordered subset of its vertices. Then*

(a)

$$M(\left|AR_{p,q}\#G\right.) = 2^p M(OR_{p,q-1}\#G), \quad (3.1)$$

where $\left|AR_{p,q}\right.$ is the graph obtained from $AR_{p,q}$ by appending q vertical edges to its top vertices and q vertical edges to its bottom vertices, and where the connected sum acts on G along $\{v_1, v_2, \dots, v_{2q}\}$, and on $\left|AR_{p,q}\right.$ and $OR_{p,q-1}$ along their q top vertices from left to right and then along their q bottom vertices from left to right. See Figure 3.1 for an example with $p = 3$ and $q = 5$.

(b)

$$M(AR_{p,q}\#G) = 2^p M(\left|OR_{p,q-1}\#G\right.), \quad (3.2)$$

where $\left|OR_{p,q-1}\right.$ is the graph obtained from $OR_{p,q-1}$ by appending q vertical edges to its top vertices and q vertical edges to its bottom vertices, and where the connected sum acts on G along $\{v_1, v_2, \dots, v_{2q}\}$, and on $AR_{p,q}$ and $\left|OR_{p,q-1}\right.$ along their q top vertices from left to right and then along their q bottom vertices from left to right. See the illustration in Figure 3.2 with $p = 3$ and $q = 5$.

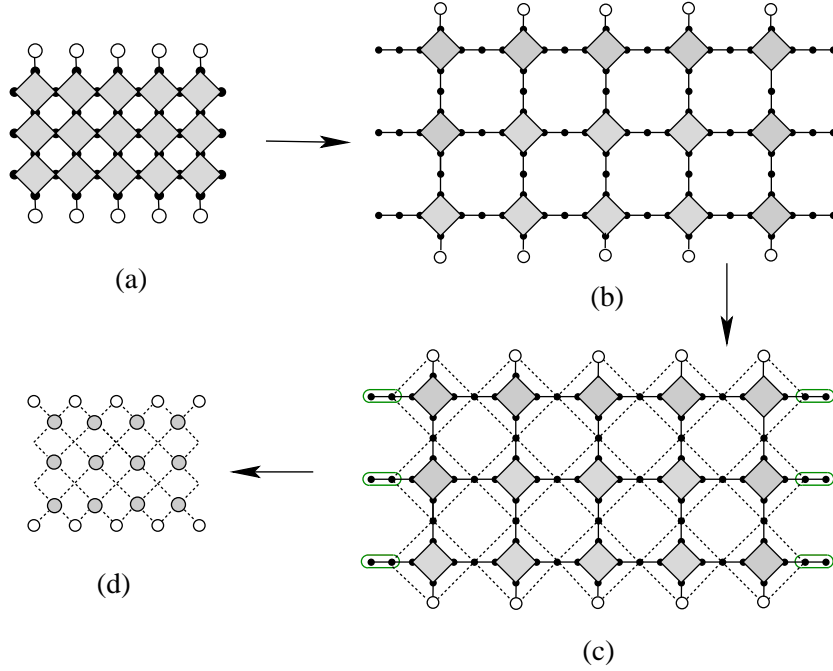


Figure 3.3: Illustrating the proof of Lemma 3.1(a).

Proof. First, we apply Vertex-splitting Lemma to all vertices in $\lfloor AR_{p,q}$, except for the one adjacent to vertical edges (see Figures 3.3(a) and (b), for $p = 3$ and $q = 5$). Next, apply the suitable transformation in Spider Lemma to all pq shaded diamond with legs, and remove all circled forced edges (see Figure 3.3(c)). Finally, apply Star Lemma with factor $t = 2$ to all $p(q - 1)$ shaded vertices as in Figure 3.3(d), and we get $OR_{p,q-1}\#G$. By the above three lemmas, we obtain

$$M(\lfloor AR_{p,q}\#G) = 2^{pq}2^{-p(q-1)} M(OR_{p,q-1}\#G), \quad (3.3)$$

which implies (3.1).

Part (2) can be proved similarly to part (1). ■

A (a, b) -*semihexagon* is the bottom half of a lozenge hexagon of side-lengths b, a, a, b, a, a (clockwise from top) in the triangular lattice.

Lemma 3.2. *Let a, b, c, d, a', b' be positive integers, so that $a + b = a' + b'$, $c < \min(a, a')$, and $d < \min(a, a')$. Let $G := H_1\#H_2$, where H_1 is the dual graph of a hexagon of sides $b, a - d, d, a + b - c - d, c, a - c$, and H_2 is the dual graph of a hexagon of sides $a + b - c - d, d, a' - d, b', a' - c, c$ (in cyclic order starting from the north sides); and where the connected sum acts on H_1 along its $a + b - c - d$ bottom vertices from left to right, and on H_2 along its $a + b - c - d$ top vertices from left to right (see Figure 3.4(a) for an example with $a = 7, b = 3, c = 3, d = 4, a' = 8, b' = 2$). Then*

$$M(G) = 2^{-a(a-1)/2 - a'(a'-1)/2} M(AR_{a+a'-1, a+b-1}^{a-a'}(A)), \quad (3.4)$$

where $A = \{1, \dots, c\} \cup \{a + b - d + 1, \dots, a + b\}$.

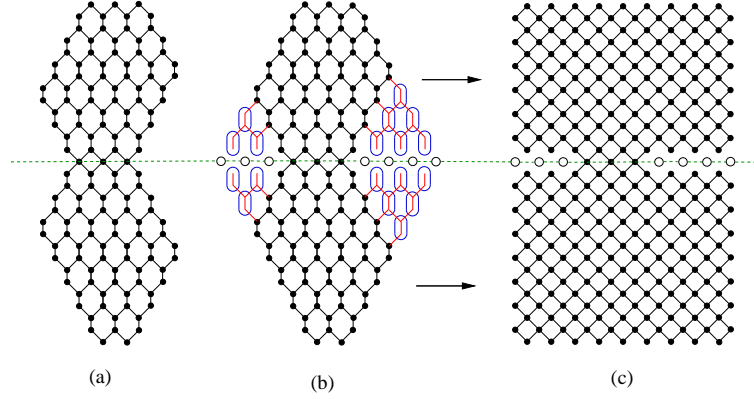


Figure 3.4: Illustrating the proof of Lemma 3.2.

Proof. Consider the graph $\tilde{G} := S_1 \# S_2$, where S_1 is the graph obtained from the dual graph of the (a, b) -semihexagon by removing the c leftmost and the d rightmost bottom vertices, and S_2 is the graph obtained from the dual graph of the (a', b') -semihexagon by removing the c leftmost and the d rightmost bottom vertices (see Figure 3.4(b)), and where the connected sum acts on S_1 and S_2 along their bottom vertices from left to right. Since G is obtained from \tilde{G} by removing vertical forced edges (shown as circled edges in Figure 3.4(b)), $M(G) = M(\tilde{G})$.

Apply the transformation in Lemma 2.1(2) to S_1 , we replace this graph by the graph $AR_{a-\frac{1}{2}, a+b}$ with the c leftmost and the d rightmost bottom vertices removed. Again, apply this transformation one more time to S_2 . The latter graph is replaced by the graph $AR_{a'-\frac{1}{2}, a'+b'}$ with the c leftmost and the d rightmost bottom vertices removed. The latter graph is isomorphic to the one on the right hand side of (3.4) (see Figure 3.4(c)). Then the lemma follows from Lemmas 2.1 and 2.2. \blacksquare

Next, we introduce several new terminology and notations as follows.

We divide the family of quasi-octagons into four subfamilies, based on the colors of the triangular cells running right above ℓ and right below ℓ' . In particular, *type-1 octagons* have black triangular cells running right above ℓ and right below ℓ' ; *type-2 octagons* have those triangular cells white; *type-3 octagons* have the triangular cells right above ℓ black and the triangular cells right below ℓ' white; and *type-4 octagons* have the triangular cells right above ℓ white and the triangular cells right below ℓ' black. To specify the type of an octagon we denote by

$$\mathcal{O}_a^{(k)}(d_1, \dots, d_k; \bar{d}_1, \dots, \bar{d}_t; d'_1, \dots, d'_l)$$

the type- k quasi-octagon with corresponding sizes (i.e. we add the superscript k to the original denotation), and denote by

$$G_a^{(k)}(d_1, \dots, d_k; \bar{d}_1, \dots, \bar{d}_t; d'_1, \dots, d'_l)$$

its dual graph.

The diagonals divide the middle part of a quasi-octagon into of t parts, called *middle layers*. We define the *height* of a middle layer to be the number of rows of

white regular cells in the layer, the *width* of a layer to be the number of cells on each of those rows. Assume that the i -th middle layer has the height a_i and the width b_i , for $1 \leq i \leq t$, then the middle height of the quasi-octagon is $\sum_{i=1}^t a_i$. Moreover, one can see that $|b_i - b_{i+1}| = 1$, for any $i = 1, \dots, t-1$. A term b_i satisfying $b_i = b_{i-1} - 1 = b_{i+1} - 1$ (resp., $b_i = b_{i-1} + 1 = b_{i+1} + 1$) is called a *concave term* (resp., a *convex term*) of the sequence $\{b_j\}_{j=1}^t$, for $i = 2, \dots, t-1$. We are now ready to prove Theorem 1.1.

Out line of the proof:

- We consider 4 cases, based on the type of the quasi-octagon. We prove in detail the case of type-1 quasi-octagons, and the other cases can be implied from this case.
- Proof the theorem for the type-1 quasi-octagon

$$\mathcal{O}_a^{(1)}(d_1, \dots, d_k; \bar{d}_1, \dots, \bar{d}_t; d'_1, \dots, d'_l).$$

- First, we simplify the problem to the case when $k = l = 1$.
- Second, we simplify the problem to the case when $k = l = t = 1$.
- Final, prove the statement for the case when $k = l = t = 1$.

Proof of Theorem 1.1. Without loss of generality, we can assume that $h_1 \geq h_3$ (the case when $h_1 < h_3$ follows from this case by considering the reflection of the region about ℓ).

Denote by $\mathcal{P}(c, f, m, d, n)$ the expression (2.3) in Lemma 2.2. The statement in part (b) of the theorem is equivalent to

$$\begin{aligned} \mathbb{M}(\mathcal{O}) &= 2^{C_1+C_2+C_3-h_1(2w-h_1+1)/2-h_2(2w-h_2+1)/2-h_3(2w-h_3+1)/2} \\ &\times 2^{-(\binom{h_1+h_2}{2})-(\binom{h_2+h_3}{2})} \mathcal{P}(h_2+1, 1, h_2+h_3, h_1-h_3, w+h_2-1). \end{aligned} \quad (3.5)$$

We have four cases to distinguish, based on the type of the quasi-octagon.

Case 1. \mathcal{O} is of type 1.

STEP 1. *Simplify to the case when $k = l = 1$.* Apply the transformation in Lemma 2.1, with $m = 0$, to the upper and lower parts of the dual graph G of $\mathcal{O} := \mathcal{O}_a^{(1)}(d_1, \dots, d_k; \bar{d}_1, \dots, \bar{d}_t; d'_1, \dots, d'_l)$ (the upper, the middle, and the lower parts here are the portion of the dual graph G corresponding the the part of the quasi-octagon \mathcal{O}). We replace the upper part by the graph $AR_{h_1-\frac{1}{2}, w-1}$, and replace the lower part by the graph $AR_{h_2-\frac{1}{2}, w-1}$ flipped over its base. We get the dual graph G' of the type-1 quasi-octagon $\bar{\mathcal{O}} = \mathcal{O}_{w-1}^{(1)}(2h_1-1; \bar{d}_1, \dots, \bar{d}_t; 2h_3-1)$, and by Lemma 2.1, we obtain

$$\mathbb{M}(\mathcal{O}) = 2^{C_1-h_1w+C_3-h_3w} \mathbb{M}(\bar{\mathcal{O}}) \quad (3.6)$$

(see Figure 3.5 for an example).

It is easy to check that \mathcal{O} and $\bar{\mathcal{O}}$ have the same heights, the same widths and the same middle part. This implies that if $h_1 + h_3 \neq h_2 + w$, then by (3.6), both \mathcal{O} and $\bar{\mathcal{O}}$ have no tilings. Suppose now that $h_1 + h_3 = h_2 + w$, the number of black regular cells in the upper part of $\bar{\mathcal{O}}$ is $\bar{\mathcal{C}}_1 = h_1w$, and the number of black regular cells in

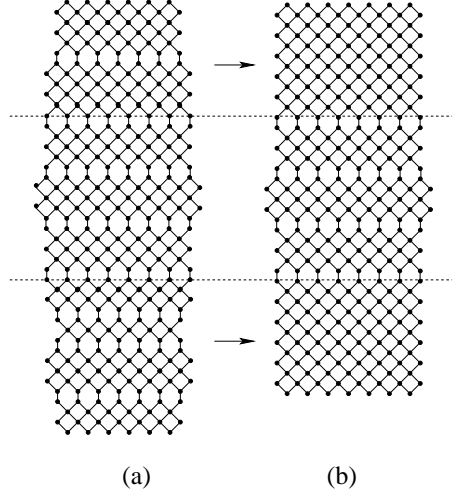


Figure 3.5: Application of the transformation in Lemma 2.1 to the upper and the lower parts of the dual graph of a quasi-octagon.

the lower part of $\overline{\mathcal{O}}$ is $\overline{C}_3 = h_3w$. Therefore, from (3.6), we have (3.5) is equivalent to

$$\begin{aligned} M(\overline{\mathcal{O}}) &= 2^{\overline{C}_1 + \overline{C}_2 + \overline{C}_3 - h_1(2w - h_1 + 1)/2 - h_2(2w - h_2 + 1)/2 - h_3(2w - h_3 + 1)/2} \\ &\times 2^{-\binom{h_1 + h_2}{2} - \binom{h_2 + h_3}{2}} \mathcal{P}(h_2 + 1, 1, h_2 + h_3, h_1 - h_3, w + h_2 - 1). \end{aligned} \quad (3.7)$$

It means the statement in part (b) is true for the region \mathcal{O} if and only if it is true for the region $\overline{\mathcal{O}}$, that has only one layer in the upper part and only one layer in the lower part. Therefore, without of loss generality, we can assume that our quasi-octagon \mathcal{O} has $k = l = 1$.

STEP 2. Bring to the case when $k = l = t = 1$. Assume that the i -th middle layer of \mathcal{O} has the height a_i and the width b_i , for $i = 1, 2, \dots, t$. Since \mathcal{O} is a type-1 quasi-octagon, we have $b_1 = |BG| = w = |CF| = b_t$ and

$$\sum_{i=1}^{t-1} (b_i - b_{i+1}) = b_1 - b_t = 0. \quad (3.8)$$

Since each term of the sum on the left hand side of (3.8) is either 1 or -1 , the numbers of 1's and -1 's are the same. It implies that $t - 1$ is even, or t is odd.

We now assume that \mathcal{O} has $t \geq 3$ middle layers, for some odd $t \geq 3$. We can find two consecutive terms of different signs in the sequence $\{(b_i - b_{i+1})\}_{i=1}^{t-1}$ (otherwise, the terms are all 1 or are all -1 , i.e the sum of them is different from 0, that contradicts (3.8)). Assume that $(b_{j-1} - b_j)$ and $(b_j - b_{j+1})$ are such two terms, so b_j is a convex term or a concave term.

Suppose first that b_j is a convex term, i.e. $b_{i-1} = b_j - 1 = b_{j+1}$, then the dual graph of the j -th middle layer is isomorphic to AR_{a_j, b_j} . Apply the transformation in Lemma 3.1(1) to the dual graph G of \mathcal{O} and its subgraph $|AR_{a_j, b_j}$. We replace the later subgraph by $OR_{a_j, b_j - 1}$ as in the transformation in Lemma 3.1(a), and the

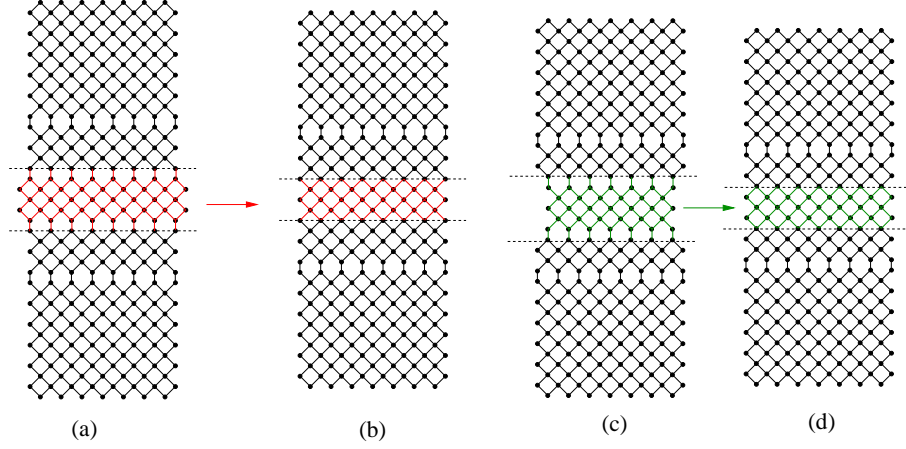


Figure 3.6: Removal of convex and concave terms in the sequence the widths of the middle layers.

resulting graph G'' is the dual graph of a type-1 quasi-octagon with $t - 2$ middle layers

$$\mathcal{O}' := \mathcal{O}_{w-1}^{(1)}(2h_1 - 1; d_1, \dots, d_{j-2}, d_{j-1} + d_j + d_{j+1}, d_{j+2}, \dots, d_t; 2h_3 - 1) \quad (3.9)$$

(see Figures 3.6(a) and (b) for an example), and by Lemma 3.1(a), we have

$$M(\mathcal{O}) = 2^{a_j} M(\mathcal{O}'). \quad (3.10)$$

Intuitively, we have just combined three middle layers (the $(j - 1)$ th, the i -th and the $(j + 1)$ -th middle layers) of \mathcal{O} into the $(j - 1)$ -th middle layer of \mathcal{O}' , and leave the other middle layers unchanged. The height of new middle layer in \mathcal{O}' is $a_{j-1} + a_j + a_{j+1}$ and the width of its is b_{j-1} , thus

$$h_2 = \sum_{i=1}^t a_i = \sum_{i=1}^{j-2} a_i + (a_{j-1} + a_j + a_{j+1}) + \sum_{i=j+2}^{t-2} a_i = h'_2. \quad (3.11)$$

Moreover, Two regions \mathcal{O} and \mathcal{O}' have the same upper and lower parts, so $h_1 = h'_1$, $h_3 = h'_3$, $C_1 = C'_1$, $C_3 = C'_3$ and $w = w'$ (the primed symbols refer to \mathcal{O}' and denote corresponding to unprimed counterparts of \mathcal{O}). If the condition $h_1 + h_3 = w + h_3$ fails in the region \mathcal{O} , then the corresponding condition also fails in \mathcal{O}' . By (3.10), the statement in part (a) holds for \mathcal{O} if and only if it holds for \mathcal{O}' .

Suppose that the condition $h_1 + h_3 = w + h_3$ holds. Note that the i -th middle layer has a_i rows of white regular cells, and each of these rows contains $b_i + 1$ cells, for $i = 1, 2, \dots, t$. Thus, the number of white regular cells in the middle part of \mathcal{O} is

$$C_2 = \sum_{i=1}^t a_i(b_i + 1), \quad (3.12)$$

and the number of white regular cells in the middle part of \mathcal{O}' is

$$C'_2 = \sum_{i=1}^{j-2} a_i(b_i + 1) + (a_{j-1} + a_j + a_{j+1})(b_{j-1} + 1) + \sum_{i=j+2}^t a_i(b_i + 1).$$

Thus,

$$\begin{aligned}
C_2 - C'_2 &= a_{j-1}(b_{j-1} + 1) + a_{j-1}(b_j + 1) + a_{j-1}(b_{j+1} + 1) \\
&\quad - (a_{j-1} + a_j + a_{j+1})(b_{j-1} + 1) \\
&= a_j,
\end{aligned} \tag{3.13}$$

because $b_{j-1} = b_j - 1 = b_{j+1}$. Therefore,

$$\begin{aligned}
&2^{C'_1+C'_2+C'_3-h'_1(2w'-h'_1+1)/2-h'_2(2w'-h'_2+1)/2-h'_3(2w'-h'_3+1)/2} \\
&\times 2^{\binom{h'_1+h'_2}{2}-\binom{h'_2+h'_3}{3}} \mathcal{P}(h'_2 + 1, 1, h'_1 + h'_3, h'_1 - h'_3, w' + h'_2 - 1) \\
&= 2^{C_1+C_2-a_j+C_3-h_1(2w-h_1+1)/2-h_2(2w-h_2+1)/2-h_3(2w-h_3+1)/2} \\
&\times 2^{\binom{h_1+h_2}{2}-\binom{h_2+h_3}{3}} \mathcal{P}(h_2 + 1, 1, h_1 + h_3, h_1 - h_3, w + h_2 - 1)
\end{aligned} \tag{3.14}$$

By the two equalities (3.10) and (3.14), the statement of part (b) holds for \mathcal{O} if and only if it holds for \mathcal{O}' .

The case when b_j is a concave term is perfectly analogous, the only difference is that we use the transformation in Lemma 3.1(b) (in reverse), as opposed to the transformation in Lemma 3.1(a) in the case when b_j is a convex term (see Figures 3.6(c) and (d) for an example). The resulting region is still \mathcal{O}' defined in (3.9), however, by Lemma 3.1(b), we have

$$M(\mathcal{O}) = 2^{-a_j} M(\mathcal{O}'), \tag{3.15}$$

and

$$C_2 - C'_2 = -a_j, \tag{3.16}$$

because $b_{j-1} = b_j + 1 = b_{j+1}$. Similar to the case of convex b_j , the statements in parts (a) and (b) hold for \mathcal{O} if and only if they hold for \mathcal{O}' .

Keep doing this process if $t - 2 \geq 3$. Finally, we will get a quasi-octagon $\tilde{\mathcal{O}}$ with only one middle layer so that the statement of theorem holds for \mathcal{O} if and only if it holds for $\tilde{\mathcal{O}}$. It means that, without loss of generality, we can assume that $t = 1$ (note that we are assuming that $k = l = 1$).

STEP 3. *Prove the theorem for $k = l = t = 1$.* We have in this case $\mathcal{O} = \mathcal{O}_{w-1}^{(1)}(2h_1 - 1; 2h_2; 2h_3 - 1)$.

It is easy to see that the numbers of black cells and white cells must be the same if the region \mathcal{O} admits tilings. One can check easily that the ‘‘balancing condition’’ between black and white cells in the region requires

$$h_1 + h_3 = w + h_2. \tag{3.17}$$

In particular, this imply the statement in part (a) of the theorem.

Assume that (3.17) holds, and let

$$\mathcal{O}'' := \mathcal{O}_{w-h_1}^{(1)}(\underbrace{1, \dots, 1}_{h_1}; 2h_2; \underbrace{1, \dots, 1}_{h_3}). \tag{3.18}$$

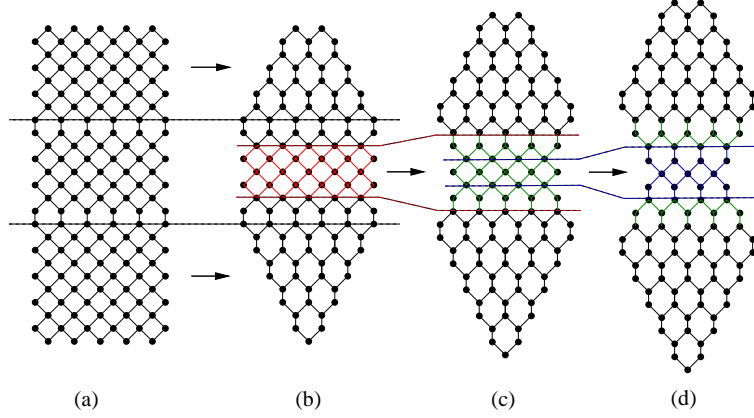


Figure 3.7: Transforming process for the middle layer in the case when $k = l = t = 1$.

Apply the equality (3.6) to the region \mathcal{O}' , we get

$$M(\mathcal{O}'') = 2^{C_1'' - h_1'' w'' + C_3'' - h_3'' w''} M(\mathcal{O}_{w-1}^{(1)}(2h_1 - 1; 2h_2; 2h_3 - 1)), \quad (3.19)$$

(recall that \mathcal{O} has now $k = l = 1$) where the double-primed symbols refer to the regions \mathcal{O}'' and denote quantities corresponding to their unprimed counterparts of \mathcal{O} . Similar to (3.6), one readily verifies that $h_1'' = h_1$, $w'' = w$, and $h_3'' = h_3$. Moreover, the number of black regular cells in the upper part of \mathcal{O}'' is given by

$$C_1'' = \sum_{i=0}^{h_1-1} (w - i) = h_1 w - \frac{h_1(h_1 - 1)}{2}. \quad (3.20)$$

Similarly, we get $C_3'' = h_3 w - \frac{h_3(h_3-1)}{2}$. Therefore, from (3.19), we have

$$M(\mathcal{O}'') = 2^{-\frac{h_1(h_1-1)}{2} - \frac{h_3(h_3-1)}{2}} M(\mathcal{O}) \quad (3.21)$$

(see Figures 3.7(a) and (b) for an example).

Consider the transforming process illustrated in Figures 3.7(b)–(d) as follows. Apply the transformation in Lemma 3.1(b) to the subgraph in the middle part of the dual graph G'' of \mathcal{O}'' isomorphic to $AR_{h_2-1, w-1}$ (see the subgraph between two inner dotted lines in Figure 3.7(b)). We can replace the subgraph by the graph $OR_{h_2-1, w-2}$ (see the subgraph in Figure 3.7(c) between two corresponding dotted lines). Apply again the transformation in Lemma 3.1(b) to the resulting graph with the subgraph isomorphic to $AR_{h_2-2, w-2}$ (see that subgraph between two inner dotted lines in Figure 3.7(c)), we replace the subgraph by $OR_{h_2-2, w-3}$ (see the subgraph between the two corresponding dotted lines in Figure 3.7(d)). Keep applying this until all rows of diamond in the resulting graph have been eliminated (i.e. this procedure stops after $h_2 - 1$ steps). Denote by \tilde{G} the final graph of the process, by Lemma 3.1(b), we get

$$M(\mathcal{O}'') = M(G'') = 2^{\frac{h_2(h_2-1)}{2}} M(\tilde{G}). \quad (3.22)$$

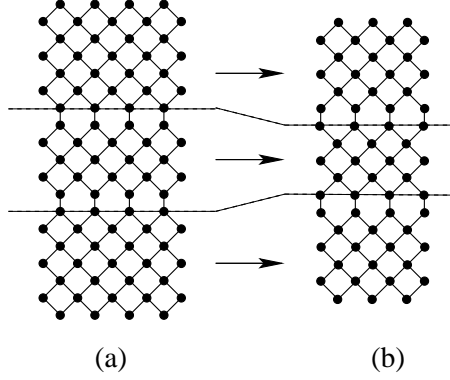


Figure 3.8: Obtaining the dual graph of a type-1 quasi-octagon from the dual graph of a type-2 quasi-octagon.

By (3.21), we obtain

$$M(\mathcal{O}) = 2^{\frac{h_1(h_1-1)}{2} + \frac{h_2(h_2-1)}{2} + \frac{h_3(h_3-1)}{2}} M(\tilde{G}). \quad (3.23)$$

Moreover, $\tilde{G} = H_1 \# H_2$, where H_1 is the honeycomb graph of side-lengths $w - h_1, h_1, h_2, w - h_2, h_2, h_1$, and H_2 is the honeycomb graph of side-lengths $w - h_2, h_2, h_3, w - h_3, h_3, h_2$ in cyclic order starting by the north side (see Figure 3.7(d)). Apply Lemma 3.2

$$M(\tilde{G}) = 2^{-\frac{(h_1+h_2)(h_1+h_2-1)}{2} - \frac{(h_2+h_3)(h_2+h_3-1)}{2}} \times M(AR_{h_1+2h_2+h_3-1, w+h_2}^{|h_1-h_3|}(A)), \quad (3.24)$$

where $A = \{1, \dots, h_2\} \cup \{w+1, \dots, w+h_2\}$. From (3.24) and Theorem 2.2, we have (3.5).

Case 2. \mathcal{O} is of type 2.

Repeat the argument in the beginning of Case 1, we can assume also that $k = l = t = 1$.

Let $\mathcal{O} := \mathcal{O}_w^{(2)}(2h_1; 2h_2; 2h_3)$ be a type-2 quasi-octagon with only one middle layer. The dual graph G of \mathcal{O} consists of three Aztec rectangles $AR_{h_1, w}$, $AR_{h_2, w}$, and $AR_{h_3, w}$ (in order from top to bottom) connected by vertical edges (see Figure 3.8(a), for an example when $w = 4$, $h_1 = 3$, $h_2 = 2$ and $h_3 = 4$). Apply the transformation T_1 in Lemma 3.4 of [8] to ${}^{\downarrow}AR_{h_1, w}$ and ${}^{\downarrow}AR_{h_3, w}$; and apply the transformation in Lemma 3.1(b) to $AR_{h_2, w}$, we get the dual graph of the type-1 quasi-octagon $\mathcal{O}_{w-1}^{(1)}(2h_1 - 1; 2h_2; 2h_3 - 1)$, and obtain

$$M(\mathcal{O}) = 2^{h_1+h_2+h_3} M(\mathcal{O}_{w-1}^{(1)}(2h_1 - 1; 2h_2; 2h_3 - 1)) \quad (3.25)$$

(illustrated in Figure 3.8(b)). Then both parts (a) and (b) of the theorem are reduced to the Case 1 treated above.

Case 3. \mathcal{O} is of type 3.

Since $|BG| = |CF|$ and since \mathcal{O} is of type 3, we have

$$-1 = (w - 1) - w = b_1 - b_t = \sum_{i=1}^{t-1} (b_i - b_{i+1}).$$

Since $|b_i - b_{i+1}| = 1$, for $i = 1, 2, \dots, t - 1$, the number of 1 terms and is one less than the number of -1 terms in the sum $\sum_{i=1}^{t-1} (b_i - b_{i+1})$. Thus, $t - 1$ is odd, or t is *even* (as opposed to being odd in Case 1). By arguing similarly to Case 1, we can assume that $k = l = 1$ and $t = 2$.

Then the quasi-octagon \mathcal{O} is now

$$\mathcal{O}_{w-1}^{(2)}(2h_1 - 1; 2x, 2y; 2h_3),$$

where x and y are two positive integers such that $x + y = h_2$ (see Figure 3.9(a) for an example with $h_1 = 5$, $h_2 = 6$, $x = 2$, $y = 2$, $w = 7$). Apply Vertex-splitting Lemma to all vertices in the top row of the lower part of the dual graph of the region (see Figures 3.9(a) and (b)). Divide the resulting graph by three horizontal dotted lines as in Figure 3.9(b). Apply the transformation T_1 (see Lemma 3.4 in [8]) to the bottom part (the subgraph below the dashed lines in Figure 3.9(b)), and apply the transformation in Lemma 3.1(1) to the dual graph of the second middle layer (the subgraph between the first and second dashed lines in Figure 3.9(b)). We get the dual graph of the type-1 quasi-octagon

$$\mathcal{O}_{w-1}^{(1)}(2h_1 - 1; 2h_2; 2h_3 - 1)$$

(see Figure 3.9(c)), and

$$M(\mathcal{O}) = 2^{h_2+h_3} M(\mathcal{O}_{w-1}^{(1)}(2h_1 - 1; 2h_2; 2h_3 - 1)). \quad (3.26)$$

Then, again, we get the statements of the theorem from Case 1.

Case 4. \mathcal{O} is of type-4.

The type-3 quasi-octagon

$$\mathcal{O}^* := \mathcal{O}_{|DE|}^{(3)}(d'_1, \dots, d'_t; \bar{d}_1, \dots, \bar{d}_1; d_1, \dots, d_k)$$

has its dual graph is obtained from the dual graph of \mathcal{O} by reflecting about a horizontal line (i.e. \mathcal{O} and \mathcal{O}^* have the same number of tilings). Thus, this case follows from Case 3. \blacksquare

Theorem 1.1 require $h_i < w$, for $i = 1, 2, 3$. The following theorem gives us the number of tilings of quasi-octagons when one of its heights is equal to w .

Theorem 3.3. *Let $a, d_1, \dots, d_k; \bar{d}_1, \dots, \bar{d}_t; d'_1, \dots, d'_l$ be positive integers, so that for which the region $\mathcal{O} := \mathcal{O}_a(d_1, \dots, d_k; \bar{d}_1, \dots, \bar{d}_t; d'_1, \dots, d'_l)$ has the balancing condition (3.17) and has the heights less than or equal to the widths. Assume in addition that \mathcal{O} has the upper, the middle, the lower heights h_1, h_2, h_3 , respectively, and has the widths w . Let C_1 be the numbers of black regular cells in the upper part, C_2 be the number of white regular cells in the middle part, and C_3 be the number of black regular cells in the lower part of the region.*

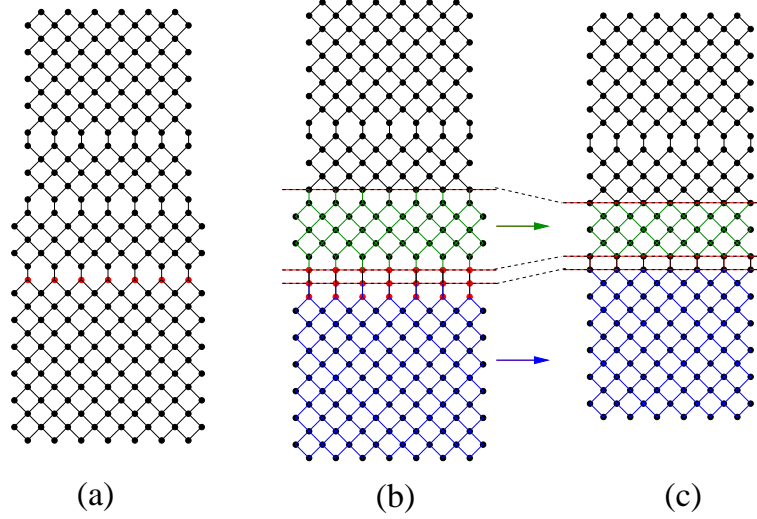


Figure 3.9: Illustrating Case 3 of the proof of Theorem 1.1.

(1) Assume in addition that $h_2 = w$ (so, $h_1 = h_2 = h_3 = w$ by (3.17)). Then

$$M(\mathcal{O}) = 2^{C_1+C_2+C_3-h_1(2w-h_1+1)/2-h_2(2w-h_2+1)/2-h_3(2w-h_3+1)/2}. \quad (3.27)$$

(2) Assume in addition that $h_1 = w$ and $h_2 = h_3 < w$. Then

$$M(\mathcal{O}) = 2^{C_1+C_2+C_3-h_1(2w-h_1+1)/2-h_2(2w-h_2+1)/2-h_3(2w-h_3+1)/2} M(H_{h_2, w-h_2, h_2}). \quad (3.28)$$

(3) The conclusion of part (2) is still true when $h_3 = w$ and $h_1 = h_2 < w$.

Proof. (1) Suppose that \mathcal{O} is of type-1. By the argument in Theorem 1.1, we can assume that $k = l = t = 1$ (then the general case can be obtained by induction on t). The quasi-octagon \mathcal{O} is now $\mathcal{O}_{w-1}^{(1)}(2h_1 - 1; 2h_2; 2h_3 - 1)$. The dual graph G of \mathcal{O} consists of three Aztec diamond graphs of order $(w - 1)$ connected by two rows of $w - 1$ hexagons (see the left picture in Figure 3.7 for an example). These subgraphs satisfy the conditions in the Graph Splitting Lemma (see Lemma 3.6(a) in [8]), thus

$$M(G) = M(AD_{w-1})^3 M(G'),$$

where G' is the graph obtained from G by removing the three Aztec diamond graphs. One readily sees that G' consists of $2q$ disjoint vertical edges, so $M(G') = 1$. Moreover, we have $h_1 = h_2 = h_3 = w$ and $C_1 = C_2 = C_3 = w^2$, then thus

$$\begin{aligned} M(G) &= 2^{3w(w-1)} \\ &= 2^{C_1+C_2+C_3-h_1(2w-h_1+1)/2-h_2(2w-h_2+1)/2-h_3(2w-h_3+1)/2}, \end{aligned} \quad (3.29)$$

which implies (3.27).

The equations (3.25) and (3.26) in the proof of Theorem 1.1 are still true in this case. Thus, the proof for the case when \mathcal{O} is not of type-1 can be obtained from the case treated above.

(2) Similar to part (1), we only need to consider for the case \mathcal{O} is of type-1 and $k = l = t = 1$. The dual graph G of $\mathcal{O} := \mathcal{O}_{w-1}^{(1)}(2h_1 - 1; 2h_2; 2h_3 - 1)$ consists of now three Aztec rectangle subgraphs $AR_{h_1-1, w-1}$, $AR_{h_2-1, w-1}$ and $AR_{h_3-1, w-1}$ connected by two rows of $w - 1$ hexagons (see the graph in Figure 3.7(a)). Since $h_1 = w$, $AR_{h_1-1, w-1}$ satisfies the two conditions in the Graph Splitting Lemma (see Lemma 3.6(a) in [8]), thus

$$M(G) = M(AD_{w-1}) M(\overline{G}) = 2^{C_1 - h_1(2w - h_1 + 1)/2} M(\overline{G}),$$

where \overline{G} is the graph obtained from G by removing $AR_{h_1-1, w-1}$. Remove the vertical forced edges in top of \overline{G} , we get the dual graph of the symmetric quasi-hexagon $H_{w-1}(2h_2 - 1; 2h_3 - 1)$, and (3.28) follows Theorem 2.2 in [8].

(3) Part (3) can be viewed as a consequence of part (2) by considering the region $\mathcal{O}' := \mathcal{O}_{w-1}^{(1)}(2h_3 - 1; 2h_2; 2h_1 - 1)$ whose the dual graph isomorphic to the dual graph of $\mathcal{O} = \mathcal{O}_{w-1}^{(1)}(2h_1 - 1; 2h_2; 2h_3 - 1)$. \blacksquare

As mentioned before, we do not have a simple product formula for the number of tilings of a quasi-octagon when its widths are not equal, i.e. $w_1 = |BG| \neq |CF| = w_2$. However, we have a sum formula for the number of tilings.

Let $S = \{s_1, s_2, \dots, s_k\}$ be a set of integers, we define the operation

$$\Delta(S) := \prod_{1 \leq i < j \leq k} (s_j - s_i).$$

We denote by $[n]$ the set the first n positive integers $\{1, 2, 3, \dots, n\}$, for any positive integer n . Let x be a number and A be a set, then we denote by $x+A = \{y+x | y \in A\}$.

Theorem 3.4. *Let $a, d_1, \dots, d_k; \bar{d}_1, \dots, \bar{d}_t; d'_1, \dots, d'_l$ be positive integers for which the region*

$$\mathcal{O} := \mathcal{O}_a(d_1, \dots, d_k; \bar{d}_1, \dots, \bar{d}_t; d'_1, \dots, d'_l)$$

has the upper, the middle, the lower heights h_1, h_2, h_3 , respectively, and has the upper and the lower widths w_1, w_2 , respectively. Assume in addition that $w_1 > w_2$, $h_1 < w_1$, $h_2 < w_2$, and $h_3 < w_2$. Let C_1 be the numbers of black regular cells in the upper part, C_2 be the number of white regular cells in the middle part, and C_3 be the number of black regular cells in the lower part of the region. Then

- (a) *If $h_1 + h_3 \neq w_1 + h_2$, then $M(\mathcal{O}) = 0$.*
- (b) *Assume that $h_1 + h_3 \neq w_1 + h_2$, then*

$$M(\mathcal{O}) = 2^{C_1 + C_2 + C_3 - h_1(2w - h_1 + 1)/2 - h_2(2w - h_2 + 1)/2 - h_3(2w - h_3 + 1)/2} \times \sum \frac{\Delta([h_2 + 2w_1 - w_2] - (h_2 + w_1 - w_2 + B)) \Delta([w_2 + h_2] - (h_2 + A))}{\Delta([h_2 + h_3 + 2w_1 - 2w_2]) \Delta([h_1 + h_2 + -w_1 + w_2])}, \quad (3.30)$$

where the sum is taken over all pairs of disjoint sets A and B so that $A \cup B = [w_2 - h_2]$, $|A| = h_1 - h_2 - w_1 + w_2$ and $|B| = h_3 - h_2$.

The following transformation can be proved similarly to Lemma 3.1, and will be used in the proof of Theorem 3.4.

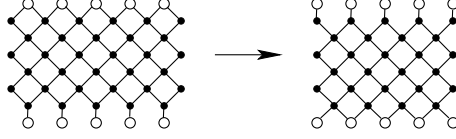
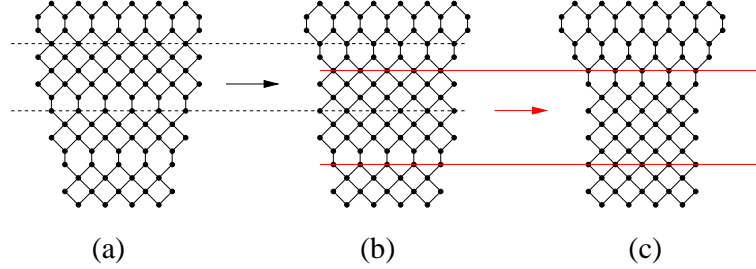


Figure 3.10: Illustration of the transformation in Lemma 3.5.

Figure 3.11: Transforming process for the middle parts of a quasi-octagon when $w_1 > w_2$.

Lemma 3.5. *Let G be a graph, and p, q be two positive integers. Assume that $\{v_1, v_2, \dots, v_{2q}\}$ be an ordered set of vertices of G . We have*

$$M(\lfloor AR_{p,q} \# G) = 2^p M(\lfloor OR_{p,q-1} \# G), \quad (3.31)$$

where $\lfloor OR_{p+1,q-1}$ is the graph obtained from $OR_{p,q-1}$ by adding q vertical edges to its top vertices, and where the connected sum acts on G along $\{v_1, v_2, \dots, v_{2q}\}$, and on $\lfloor AR_{p,q}$ and $\lfloor OR_{p,q-1}$ along their q topmost vertices from left to right and then along their q bottommost vertices from left to right (see Figure 3.10 for an example with $p = 2$ and $q = 5$). ■

Proof of Theorem 3.4 (sketch). Similar to the proof of Theorem 1.1, we can assume that $k = l = 1$. Moreover, we only show the proof for type-1 quasi-octagons, the other cases can be obtained by the same way as in the proof of Theorem 1.1.

We apply the procedure in the proof of Theorem 1.1 (Case 1, Step 3) using the transformations in Lemma 3.1 to eliminate all the concave and convex terms in the sequence of widths of the middle layers $\{b_j\}_1^t$ (see Figure 3.6 for an example). The resulting sequence of widths is monotone. Since we assuming that $w_1 = b_1 > b_t = w_2$, we can assume that $b_1 > b_2 > \dots > b_t$.

Next, we consider a procedure on the dual graph G of the quasi-octagon as follows.

We notice that the dual graph of the j -th middle layer is obtained by reflecting the baseless Aztec rectangle $AR_{a_j - \frac{1}{2}, b_j}$ about its base. Assume that there is $1 \leq j < t$ so that $a_j > 0$. We can assume that j_0 is the smallest such index. Apply the transformation in Lemma 3.5 to the subgraph of G that is obtained from the dual graph of the j_0 -th middle layer by appending b_{j_0} vertical edges to its bottommost vertices. We push all diamond rows in the j_0 -th middle layer to the next middle layer. In particular, the sequence of sizes of the middle layers in the resulting quasi-octagon is

$$((0, b_1), (0, b_2), \dots, (0, b_{j_0}), (a_{j_0} + a_{j_0+1}, b_{j_0+1}), (a_{j_0+2}, b_{j_0+2}), \dots, (a_t, b_t)).$$

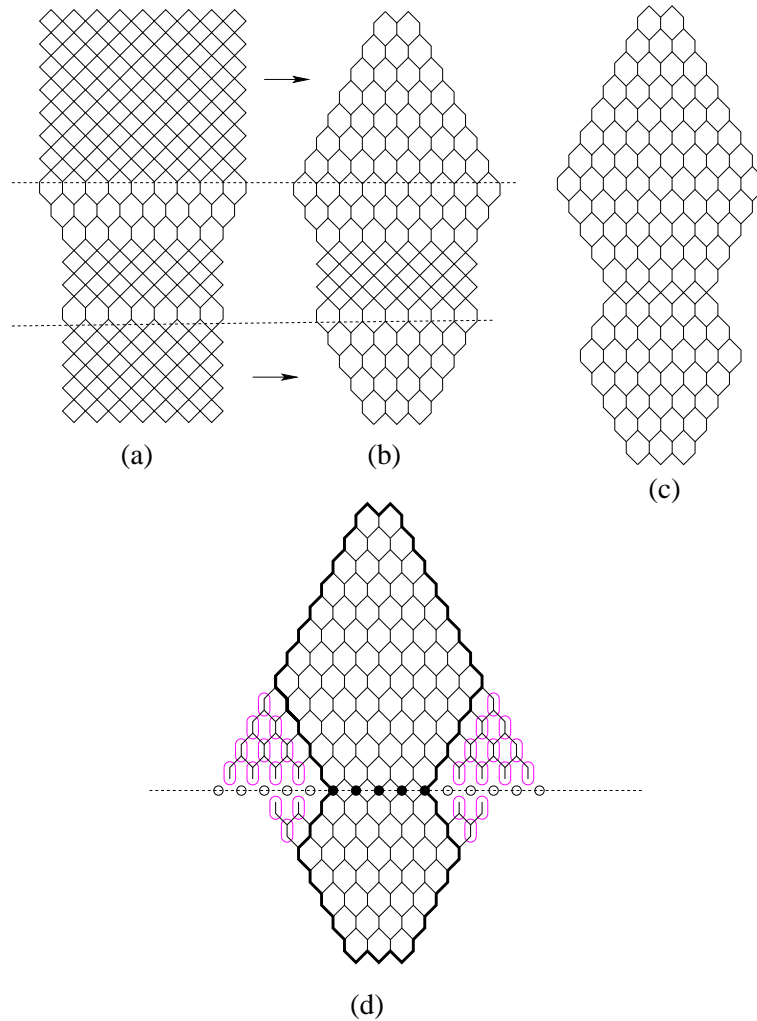


Figure 3.12: Illustrating the proof of Theorem 3.4.

This step is illustrated in Figures 3.11(a) and (b), the subgraph between two dotted lines in Figure 3.11(a) is replaced by the one between these two lines in Figure 3.11(b). Next, we apply again the transformation in Lemma 3.5 to the dual graph of the $(j_0 + 1)$ -th middle layer of the new quasi-octagon with b_{j_0+1} vertical edges appended (see Figures 3.11(b) and (c)), and so on. The procedure stops when the heights of all middle layers in the resulting region, except for the last one, are equal to 0. Denote by \mathcal{O}^* the final quasi-octagon, then \mathcal{O}^* has the sequence of sizes of the middle layers

$$((0, b_1), (0, b_2), \dots, (0, b_{t-1}), (h_2, b_t)).$$

One readily sees the above transforming procedure preserves the heights and the widths of the quasi-octagon. Moreover, by Lemma 3.5 and equation (3.12) in the

proof of Theorem 1.1, we get

$$\begin{aligned}
M(\mathcal{O})/M(\mathcal{O}^*) &= 2^{a_{j_0}+(a_{j_0}+a_{j_0+1})+\dots+(a_{j_0}+\dots+a_{i-1})} \\
&= 2^{C_2}/2^{C_2^*} \\
&= Q(h_1, h_2, h_3, w_1, w_2, C_1, C_2, C_3)/Q(h_1^*, h_2^*, h_3^*, w_1^*, w_2^*, C_1^*, C_2^*, C_3^*),
\end{aligned} \tag{3.32}$$

where the star symbols refer to the region \mathcal{O}^* and denote quantities corresponding to their non-star counterparts of \mathcal{O} .

It implies that the statement of the theorem is true for \mathcal{O} if and only its is true for \mathcal{O}^* . Thus, we can assume that $a_j = 0$, for all $1 \leq j < t$.

Next, we prove the theorem for the case $k = l = 1$ and $a_j = 0$, for $1 \leq j < t$ (see illustration in Figure 3.12).

Similar to Step 3 of Case 1 in the proof of Theorem 1.1, we apply the transformation in Lemma 2.1(2) (in reverse) to the upper and lower parts of the dual graph of \mathcal{O} , and we apply repeatedly the transformation in Lemma 3.1(2) to the dual graph of the last middle layer. Finally we get the graph $\overline{G} = H_1 \# H_2$, where H_1 is the dual graph of a hexagon of sides $w_1 - h_1, h_1, h_2 + w_1 - w_2, w_2 - h_2, h_2 + w_1 - w_2, h_1$ and H_2 is the dual graph of a hexagon of sides $w_2 - h_2, h_2, h_3, w_2 - h_3, h_3, h_2$ (in cyclic order starting by the north side) as the graph in Lemma 3.2 (see Figures 3.12(b) and (c)). By Lemmas 2.1 and 3.1, we get

$$\begin{aligned}
M(\mathcal{O}) &= 2^{h_1(h_1-1)/2+h_2(h_2-1)/2+h_3(h_3-1)/2} M(\overline{G}) \\
&= 2^{C_1+C_2+C_3-h_1(2w-h_1+1)/2-h_2(2w-h_2+1)/2-h_3(2w-h_3+1)/2} M(\overline{G}).
\end{aligned} \tag{3.33}$$

The graph \overline{G} is obtained from $\tilde{G} := S_1 \# S_2$ by removing the vertical forced edges, where S_1 is the dual graph of the $(h_1 + h_2 + w_1 - w_2, w_1 - h_1)$ -semihexagon with the $h_2 + w_1 - w_2$ leftmost and the $h_2 + w_1 - w_2$ rightmost bottom vertices removed, and S_2 is the dual graph of $(h_2 + h_3, w_2 - h_3)$ -semihexagon with the h_2 leftmost and the h_2 rightmost top vertices removed; and where the connected sum acts on S_1 and S_2 along their bottom vertices from left to right (see Figure 3.12(d)). By the fact about forced edges, $M(\overline{G}) = M(\tilde{G})$.

There are $w_2 - h_2$ vertices belonging to both S_1 and S_2 , and partition the set of perfect matchings of \tilde{G} into $2^{w_2-h_2}$ classes corresponding to all the possible choices for each of these vertices to be matched upward or downward. Each class is then the set of perfect matchings of a disjoint union of two graphs that are isomorphic to the dual graphs of semihexagons with corresponding unittriangles on base removed. Part (a) follows from the requirement that the graph \tilde{G} has the numbers of vertices in two vertex classes equal, while part (b) follows from Proposition 2.1 in [2]. \blacksquare

References

- [1] M. Ciucu, *Perfect matchings and applications*, COE Lecture Note, No. 26 (Math-for-Industry Lecture Note Series), Kyushu University, Faculty of Mathematics, Fukuoka, 2010, 1–67.
- [2] H. Cohn, M. Larsen and J. Propp, *The Shape of a Typical Boxed Plane Partition*, New York J. Math. **4** (1998), 137–165.

- [3] C. Douglas, *An illustrative study of the enumeration of tilings: Conjecture discovery and proof techniques*, 1996. Available at:
<http://citeseerx.ist.psu.edu/viewdoc/download?doi=10.1.1.44.8060>
- [4] N. Elkies, G. Kuperberg, M.Larsen, and J. Propp, *Alternating-sign matrices and domino tilings*, *J. Algebraic Combin.* **1** (1992), no. 2, 111–132, 219–234.
- [5] H. Helfgott and I. M. Gessel, *Enumeration of tilings of diamonds and hexagons with defects*, *Electron. J. Combin.* **6** (1999), R16.
- [6] P. W. Kasteleyn, *The statistics of dimers on a lattice. I. The number of dimer arrangements on a quadratic lattice*, *Physica* **27** (12) (1961), 1209–1225.
- [7] Krattenthaler, *C. Schur function identities and the number of perfect matchings of holey Aztec rectangles*, q-series from a contemporary perspective (South Hadley, MA, 1998), 335–349, *Contemp. Math.*, 254, Amer. Math. Soc., Providence, RI, 2000.
- [8] T. Lai, *Enumeration of hybrid domino-lozenge tilings*, *J. Combin. Theory Ser. A* **122** (2014), 53–81.
- [9] P. A. MacMahon, *Combinatory Analysis*, vol. 2, Cambridge University Press, 1916, reprinted by Chelsea, New York, 1960.
- [10] J. Propp, *Enumeration of matchings: Problems and progress*, *New Perspectives in Geometric Combinatorics*, Cambridge University Press (1999), 255–291.