

# Hard diffraction at CDF

*Konstantin Goulios*

The Rockefeller University, 1230 York Avenue, New York, NY 10065, USA

(On behalf of the CDF Collaboration)

We present a CDF measurement of diffractive dijet production in  $\bar{p}p$  collisions at 1.96 TeV at the Fermilab Tevatron Collider using data from an integrated luminosity of  $\approx 310 \text{ pb}^{-1}$  collected by triggering on a high transverse momentum jet in coincidence with a recoil antiproton detected in a roman pot spectrometer. We report final results for 4-momentum transfer squared  $t > -4 \text{ GeV}^2$ , antiproton-momentum-loss fraction within 0.03-0.09, Bjorken- $x$  of the interacting parton in the antiproton in the range 0.001-0.1, and jet transverse energies from 10 to 100 GeV.

## 1 Introduction

We present final results from a CDF measurement of single-diffractive (SD) dijet production in  $\bar{p}p$  collisions at  $\sqrt{s} = 1.96 \text{ TeV}$  at the Fermilab Tevatron Collider using data collected by triggering on a high transverse momentum jet in coincidence with a recoil antiproton detected in a Roman Pot Spectrometer (RPS) [1]. We consider proton diffractive dissociation,  $\bar{p} + p \rightarrow \bar{p} + G_{\bar{p}} + X_p$ , characterized by a rapidity gap (region of pseudorapidity<sup>1</sup> devoid of particles) adjacent to an escaping  $\bar{p}$ , and a final state  $X_p$  representing particles from the dissociation of the proton [2]. The rapidity gap, presumed to be caused by a color-singlet exchange with vacuum quantum numbers between the  $\bar{p}$  and the dissociated proton, traditionally referred to as Pomeron ( $P$ ) exchange, is related to  $\xi_{\bar{p}}$ , the forward momentum loss of the surviving  $\bar{p}$ , by  $G_{\bar{p}} = -\ln \xi_{\bar{p}}$ .

Several diffractive dijet results were obtained by CDF in Run I [3, 6]. Among these, most striking is the observation of a breakdown of QCD factorization, expressed as a suppression by a factor of  $\mathcal{O}(10)$  of the diffractive structure function (DSF) measured in dijet production relative to that derived from fits to parton densities measured in diffractive deep inelastic scattering (DDIS) at the DESY  $e$ - $p$  collider HERA (see [5]).

The present Run II diffractive dijet measurement was performed in order to further characterize the diffractive structure function by measuring  $t_{\bar{p}}$  distributions over a wide range of  $t$  and jet transverse energy,  $E_T^{\text{jett}}$ , namely  $-t_{\bar{p}} \leq 4 \text{ GeV}^2$  and  $10^2 < Q^2 \approx (E_T^{\text{jett}})^2 < 10^4 \text{ GeV}^2$ , and to search for diffractive dips. Below, we present the main results of this measurement and compare them with theoretical expectations.

---

<sup>1</sup>Rapidity,  $y = \frac{1}{2} \ln \frac{E+p_L}{E-p_L}$ , and pseudorapidity,  $\eta = -\ln \tan \frac{\theta}{2}$ , where  $\theta$  is the polar angle of a particle with respect to the proton beam ( $+\hat{z}$  direction), are used interchangeably for particles detected in the calorimeters, since in the kinematic range of interest in this analysis they are approximately equal.

## 2 Measurement

These measurements were performed using the Run II CDF detector and special data samples.

**Detector** Figure 1 is a schematic plan view of the detector, showing the main CDF II central detector and the forward detector-components essential to this measurement. The forward components include a Roman Pot Spectrometer (RPS), which measures  $\xi_{\bar{p}}$  and  $t_{\bar{p}}$  with resolutions  $\delta\xi_{\bar{p}} = 0.001$  and  $\delta t_{\bar{p}} = \pm 0.07 \text{ GeV}^2$  at  $\langle -t_{\bar{p}} \rangle \approx 0.05 \text{ GeV}^2$ , where  $\delta t_{\bar{p}}$  increases with  $t_{\bar{p}}$  with a  $\propto \sqrt{-t_{\bar{p}}}$  dependence.

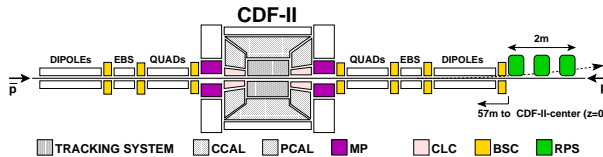


Figure 1: Plan view of the CDF II detector, showing the tracking system and calorimeters (central:CCAL, plug:PCAL, MiniPlugs:MP), the Cerenkov Luminosity Counters (CLC), and the Roman Pot Spectrometer (RPS): EBS are electrostatic beam separators.

**Data samples** This analysis is based on data corresponding to an integrated luminosity of  $\mathcal{L} \approx 310 \text{ pb}^{-1}$  collected in 2002–2003. Events were selected online with a three-level prescaled triggering system accepting RPS-triggered inclusive and jet-enriched events by requiring at least one calorimeter tower with  $E_T > 5, 20, \text{ or } 50 \text{ GeV}$  within  $|\eta| < 3.5$ . Jets were reconstructed using the midpoint algorithm [7].

The majority of the data used in this analysis were recorded without RPS tracking information. For these data, the value of  $\xi_{\bar{p}}$  was evaluated from calorimeter information and is designated as  $\xi_{\bar{p}}^{CAL}$ . The  $\xi_{\bar{p}}^{CAL}$  was then calibrated against  $\xi$  obtained from the RPS,  $\xi_{\bar{p}}^{RPS}$ , using data from runs in which RPS tracking was available.

The following trigger definitions are used for these measurements:

- RPS: RPS trigger counters in time with a  $\bar{p}$  crossing the nominal interaction point;
- J5 (J20, J50): jet with  $E_T^{jet} \geq 5$  (20, 50) GeV in CCAL or PCAL;
- RPS·Jet5 (Jet20, Jet50): RPS trigger in coincidence with J5 (J20, J50).

## 3 Results

In Fig. 2, we compare on (*left*) the mean dijet transverse energy between SD and ND events, and on (*right*) the  $x_{BJ}$  (Bjorken- $x$ ) distribution of the ratio of (SD/ $\Delta\xi$ )/ND event-rates for various values of  $\langle Q^2 \rangle \approx \langle E_T^* \rangle^2$  over a range of two orders of magnitude. These plots show that the SD and ND distributions are very similar.

The  $t$  distributions for RPS inclusive and various dijet event samples are shown in Fig. 3 (left) for  $-t < 1 \text{ GeV}^2$  fitted to two exponential terms, and in Fig. 3 (right) for  $-t < 4 \text{ GeV}^2$ . No significant variations are observed over a wide range of  $\langle Q^2 \rangle$ . For  $-t < 0.5 \text{ GeV}^2$  all  $t$  distributions, both for the inclusive and the high  $\langle Q^2 \rangle$  samples, are compatible with the expectation from the “soft” Donnachie-Landshoff (DL) model [8]. The rather flat  $t$  distributions at large  $-t$  shown in Fig. 3 (right) are compatible with a possible existence of an underlying diffraction minimum around  $-t \sim 2.5 \text{ GeV}^2$  filled by  $t$ -resolution effects. These results favor models of hard diffractive production in which the hard scattering is controlled by the parton-distribution-function of the recoil antiproton while the rapidity-gap formation is governed by a color-neutral soft exchange [9, 10].

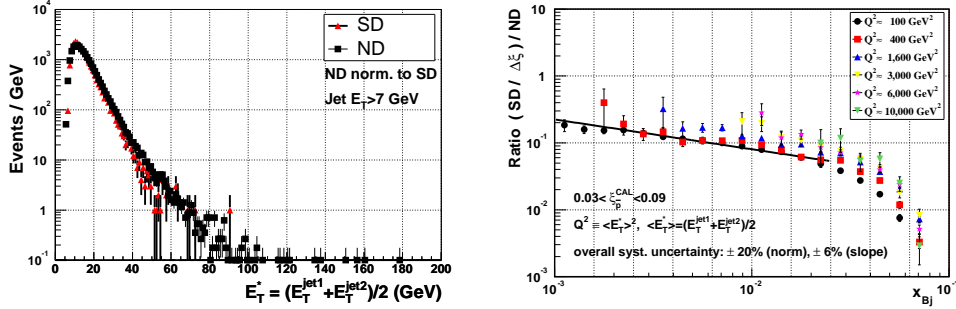


Figure 2: (left) Mean dijet transverse energy for SD and ND events normalized to the SD events; (right) ratios of SD to ND dijet-event rates vs  $x_{Bj}$  for various values of  $\langle Q^2 \rangle \approx \langle E_T^* \rangle^2$ .

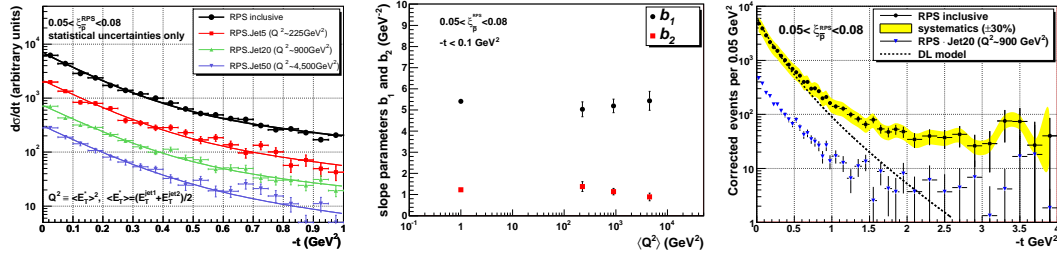


Figure 3: (left)  $t_{\bar{p}}$  distributions of SD RPS data vs  $\langle Q^2 \rangle$  for  $0.05 < \xi_{\bar{p}}^{\text{RPS}} < 0.08$ ; (middle) slope parameters  $b_1$  and  $b_2$  of a fit  $dN_{\text{events}}/dt = N_{\text{norm}}(A_1 e^{b_1 t} + A_2 e^{b_2 t})$  with  $A_2/A_1 = 0.11$  (see text) vs  $\langle Q^2 \rangle$ ; (right)  $t$  distributions for RPS inclusive,  $\langle Q^2 \rangle \simeq 1 \text{ GeV}^2$  (circles), and  $\langle Q^2 \rangle \simeq 900 \text{ GeV}^2$  (triangles) compared to the Donnachie-Landshoff (DL) model prediction.

## 4 Acknowledgments

Warm thanks to my CDF colleagues and to the Office of Science of DOE for financial support.

## References

- [1] T. Aaltonen et al. (CDF Collaboration), Phys. Rev. D **86**, 032009 (2012); arXiv:1206.3955 (2012).
- [2] V. Barone and E. Predazzi, “High-Energy Particle Diffraction”, Springer Press, Berlin (2002).
- [3] F. Abe et al., (CDF Collaboration), Phys. Rev. Lett. **74**, 855 (1995).
- [4] F. Abe et al. (CDF Collaboration), Phys. Rev. Lett. **79**, 2636 (1997).
- [5] T. Affolder et al. (CDF Collaboration), Phys. Rev. Lett. **84**, 5043 (2000).
- [6] D. Acosta et al. (CDF Collaboration), Phys. Rev. Lett. **88**, 151802-(1-6) (2002).
- [7] G. C. Blazey et al., “Run II Jet Physics”, in *Proceedings of the Run II QCD and Weak Boson Physics Workshop*; arXiv:hep-ex/0005012 (2000).
- [8] A. Donnachie and P. Landshoff, Phys. Lett. **B518**, 63 (2001).
- [9] K. Goulianos, “Renormalized Diffractive Parton Densities,” in *Diffraction 06, International Workshop on Diffraction in High-Energy Physics*, Adamantas, Milos island, Greece (2006), PoS (DIFF2006) 044 (2006).
- [10] B.Z. Kopeliovic et al., Phys. Rev. D **76**, 034019 (2007).