

Production and Transfer of Energy and Information in Hamiltonian Systems

Ch. G. Antonopoulos^{1,*}, E. Bianco-Martinez¹, M. S. Baptista¹

1 Department of Physics/ICSMB, University of Aberdeen, Aberdeen, United Kingdom

*** E-mail: chris.antonopoulos@abdn.ac.uk**

Abstract

We present novel results that relate energy and information transfer with sensitivity to initial conditions in chaotic multidimensional Hamiltonian systems. We show the relation among Kolmogorov – Sinai entropy, Lyapunov exponents, and upper bounds for the Mutual Information Rate calculated in the Hamiltonian phase space and on bi-dimensional subspaces. Our main result is that the net amount of transfer from kinetic to potential energy per unit of time is a power-law of the upper bound for the Mutual Information Rate between kinetic and potential energies, and also a power-law of the Kolmogorov – Sinai entropy. Therefore, transfer of energy is related with both transfer and production of information. However, the power-law nature of this relation means that a small increment of energy transferred leads to a relatively much larger increase of the information exchanged. Finally, a relation between our results and important quantities of Thermodynamics is presented.

Author Summary

1 Introduction

After the pioneering work by Shannon [1] on Information, it became clear that it is a very useful and important concept as it can measure the amount of uncertainty an observer has about a random event and thus provides a measure of how unpredictable it is. The degree of the disorder of a dynamical system is related to the degree of its chaotic behavior which is, in turn, characterized by the rate of exponential divergence of neighboring initial conditions, that is by the magnitude of the positive Lyapunov exponents [2]. It is the sensitive dependence on initial conditions [2–4] that produces information since two different but indistinguishable initial conditions at a certain precision will evolve into distinguishable

states after a finite time [3]. This relation between production of information and sensitive dependence was made clear for systems that have absolutely continuous conditional measures [5, 6], by:

$$H_{\text{KS}} = \sum_i \lambda_i, \quad (1)$$

where H_{KS} represents the Kolmogorov – Sinai or KS entropy (Shannon’s entropy per unit of time) and λ_i are the positive Lyapunov exponents of the dynamical system [2, 3, 7, 8], which measure how sensitive to initial conditions the system is. This is a property that has been found to be true for many dynamical systems [3]. In general, for bounded systems $H_{\text{KS}} \leq \sum_i \lambda_i$, $\lambda_i > 0$ [9].

Energy and information can be produced in a system or transferred between its different “parts” or “constituents” [10–12]. If transferred, there are always at least two “entities” involved. In general, they can be nodes, modes, or related functions that can be defined on subspaces or projections of the phase space of the system.

Another related concept to the Shannon entropy that can characterize random complex systems is the Mutual Information (MI) [1] which is a measure of how much uncertainty one has about a random event after observing another random event. For deterministic systems that present correlations, a more appropriate quantity for measuring the transfer of information is the Mutual Information Rate (MIR), MI per unit of time. In Refs. [10, 13–15], the authors have developed alternative methods to overcome problems that stem from the definition of probabilities for these quantities and proposed the usage of bounds for the MIR. In [10], the authors have derived an upper bound for the MIR between two nodes or two groups of nodes that depend on the largest Lyapunov exponents of the subspace of the network formed by the nodes. In particular, they have shown that:

$$\text{MIR} \leq I_c^{KP} = \lambda_1 - \lambda_2, \quad \lambda_1 \geq \lambda_2 \quad (2)$$

where λ_1 and λ_2 are the two finite time and size Lyapunov exponents calculated in the bi-dimensional observation space which for simplicity will be referred herein as the Lyapunov exponents of the bi-dimensional subspace. In our study, when the observation space is formed by the kinetic (K) and potential (P) energy variables of the Hamiltonian, then I_c^{KP} represents the upper bound for the time rate of information transferred between the kinetic and potential energies.

Since the establishment of the link between energy and information exchange in a multidimensional phase space seems to be rather difficult and subtle, we will restrict our study and obtain results in the bi-dimensional space of the kinetic and potential energy and then infer about this link in the initial multidimensional space. Naturally, since I_c is related to time rates (i.e. MIR) in a projected or bi-dimensional space, it is reasonable to search for a relation between I_c and the time rate of the energy transferred in the bi-dimensional space.

The main result of our work is Eq. (18), which states that the time rate of energy transferred from the kinetic to the potential variable during a time step is proportional to power-laws of either the largest Lyapunov exponent λ_1 of the Hamiltonian or of the upper bound for the MIR of the bi-dimensional kinetic vs potential energy subspace.

The second main result is Eq. (27) which states that the upper bound for the MIR exchanged between the potential and kinetic energy is smaller than the upper bound for the MIR between two groups of oscillators formed each by half the oscillators of the Hamiltonian, and this is in turn smaller than the whole time rate of information produced by the system expressed by H_{KS} . We provide a proof of this result in the Appendix. It implies that, when one observes a Hamiltonian system through its kinetic and potential energy (i.e. in its KP space), one should not expect to get more information about the Hamiltonian system than when observing it directly (i.e. by observing half of its nodes or all its variables).

The relation among energy, entropy, and information is a long lasting problem in Physics. Nineteenth century saw the discovery of the two laws of Thermodynamics, almost happening at the same time. The first law relates the rate of change of the energy of a body with the heat and work produced and the second, the rate of the change of the entropy of the body with the heating, implying the growth of its entropy during an adiabatic and irreversible process. Thermodynamics turned out to be a very important mathematical theory that can describe successfully macroscopic systems in equilibrium, based on the thermodynamic laws and provides a link between work, energy, and entropy as a universal competition, i.e. when a body approaches equilibrium, energy tends to a minimum and entropy to a maximum (see for example Ref. [16]).

In 1929, after a long lasting controversy, Leó Szilárd [17] and more recently the authors in Refs. [18,19], showed that Maxwell's hypothetical demon does not contradict the second law of Thermodynamics, implying that in principle one can convert information to free-energy. By free energy, we mean the portion of the energy of a system that is available to perform work mediated by thermal energy. It

was only very recently in 2010 [20], that an experimental demonstration of this information to energy conversion has been achieved.

In Ref. [11], the authors study the energy transfer in terms of the classical dynamics of two particles that move in harmonic potential wells, interacting with the same external environment of N noninteracting chaotic systems. They found that the oscillators can exchange energy through the environment when in almost-perfect resonance and in Ref. [12], a simple and solvable model of a device that transfer energy from a cold to a hot system by rectifying thermal fluctuations is presented. In order for this to happen, the device requires a memory register to which it can write information. The subtle issue of the connection between work and information processing is presented in Ref. [21] in a solvable model of an autonomous Maxwell's demon. The authors studied and explained a device that makes measurements about the system states, stores this information into a register, and delivers work by rectifying thermal fluctuations.

In this work however, we are interested in providing the relation between energy transfer and information production and transfer in multidimensional chaotic Hamiltonian systems, e.g. in isolated systems where the total energy of the system remains constant and fixed and no exchange of heat or matter with the surroundings exists. Such a relation could allow one to realize how much information a sort of Maxwell's demon would need in order to be able to transfer a certain amount of energy between oscillatory modes in Hamiltonian systems. Hamiltonian systems such as the one we study herein differ from thermodynamic systems in the sense they are far from the thermodynamic limit, i.e. they have a small dimensionality. However, in the Discussion session, we provide a link between our results and important quantities of Thermodynamics.

The paper is organized as follows: In Sec. 2 we present the basic material needed in our study. This includes the presentation of the Hamiltonian system and some of its important properties, the definition of the bi-dimensional space and a brief discussion about important quantities from the theory of Information such as upper bound for MIR and KS entropy. In Subsec. 3.1, we present the relation between the largest Lyapunov exponent of the Hamiltonian system and that of the bi-dimensional space of the kinetic and potential energy. Then, in Sec. 3.2, we explain how one can arrive at Eq. (18) about the relation between production and transfer of information. In the Discussion section we briefly recall our main results, their implications and relation with quantities of Thermodynamics, and future work. Finally, in the Appendix we provide a proof of the inequality of Eq. (27).

2 Materials and Methods

We consider the 1-dimensional lattice of N particles with equal masses and nearest neighbour interactions with quartic nonlinearities (β – model) given by the FPU Hamiltonian [22]:

$$H(x, \dot{x}) = \frac{1}{2} \sum_{j=1}^N \dot{x}_j^2 + \sum_{j=0}^N \left(\frac{1}{2} (x_{j+1} - x_j)^2 + \frac{1}{4} \beta (x_{j+1} - x_j)^4 \right) = E \quad (3)$$

adopting fixed boundary conditions:

$$x_0(t) = x_{N+1}(t) = 0, \forall t.$$

We use initial conditions in a neighborhood of a particular simple periodic orbit of (3) which is called SPO2 [23]. This periodic orbit is defined for lattices consisting of $N = 5 + 3m$, $m = 0, 1, 2, \dots$ particles, in which every third particle is fixed, while the two in between move in opposite directions (in an out of phase fashion) as follows:

$$x_{3j}(t) = 0, \quad j = 1, 2, 3, \dots, \frac{N-2}{3}, \quad (4)$$

$$x_j(t) = -x_{j+1}(t) = \hat{x}(t), \quad j = 1, 4, 7, \dots, N-1. \quad (5)$$

This solution corresponds to the $q = 2(N+1)/3$ normal mode with frequency $\omega_q = \sqrt{3}$ of the linear system (i.e. for $\beta = 0$) and can also be continued in exactly the same form in the nonlinear case $\beta > 0$, due to the symmetry of the equations of motion:

$$\ddot{x}_j(t) = x_{j+1} - 2x_j + x_{j-1} + \beta \left((x_{j+1} - x_j)^3 - (x_j - x_{j-1})^3 \right), \quad j = 1, \dots, N$$

which, under the above fixed boundary conditions, collapse to a single second order nonlinear differential equation:

$$\ddot{\hat{x}}(t) = -3\hat{x}(t) - 9\beta\hat{x}^3(t). \quad (6)$$

Eq. (6) describes the moving particles of the lattice, while the stationary ones satisfy $\hat{x}(t) = 0, \forall t \geq 0$, for $j = 3, 6, 9, \dots, N-2$. The solution of Eq. (6) is given in terms of the Jacobi elliptic functions [24]

and can be written in the form:

$$\hat{x}(t) = \mathcal{C} \operatorname{cn}(\lambda t, \kappa^2) x(t) = \mathcal{C} \operatorname{cn}(\lambda t, \kappa^2)$$

where:

$$\mathcal{C}^2 = \frac{2\kappa^2}{3\beta(1-2\kappa^2)}, \quad \lambda^2 = \frac{3}{1-2\kappa^2}$$

and κ^2 is the modulus of the cn elliptic function [24]. The energy per particle of the SPO2 mode is then found to be [23]:

$$\frac{E}{N+1} = \frac{2\kappa^2(1-\kappa^2)}{3\beta(1-2\kappa^2)^2}$$

by simply substituting the solution $\hat{x}(t)$ of (6) in Hamiltonian (3). We treat E as a control parameter for the chaoticity of the FPU system (3). From now on, we drop the time-dependence notation of all involved variables for simplicity but use it wherever is needed.

The FPU system (3) can be simply written in the form:

$$H = K + P = E = \text{const} \quad (7)$$

where:

$$\begin{aligned} K &= \frac{1}{2} \sum_{j=1}^N \dot{x}_j^2 \text{ and} \\ P &= \sum_{j=1}^N \left(\frac{1}{2} (x_{j+1} - x_j)^2 + \frac{1}{4} \beta (x_{j+1} - x_j)^4 \right). \end{aligned} \quad (8)$$

In our analysis, we define and study quantities like Lyapunov exponents in the bi-dimensional KP space, since K is a meaningful physical quantity that can also be measured experimentally in many cases and potential energy can be easily measured or estimated since $P = E - K$. We also know that:

$$\frac{dH}{dt} = \frac{dK}{dt} + \frac{dP}{dt} = 0 \quad (9)$$

where:

$$\begin{aligned}\frac{dK}{dt} &= \sum_{j=1}^N \dot{x}_j \ddot{x}_j \text{ and} \\ \frac{dP}{dt} &= \sum_{j=1}^N \left[(\dot{x}_{j+1} - \dot{x}_j) [(x_{j+1} - x_j) + \beta(x_{j+1} - x_j)^3] \right].\end{aligned}\tag{10}$$

Eq. (9) holds since the FPU Hamiltonian (3) is a global integral of the motion and thus a conserved quantity during time evolution.

We prepare the system to be in a chaotic regime. To do so, we follow Ref. [23] and consider $\beta = 1$ and $N = 14$ varying the energy and initial condition $\vec{X}(0)$ appropriately as following: For each fixed energy E of Hamiltonian (3), an initial condition $\vec{X}(0) = (\vec{x}(0), \dot{\vec{x}}(0))$ is chosen (where $\vec{x}(t) = (x_1(t), x_2(t), \dots, x_N(t))$ and $\dot{\vec{x}}(t) = (\dot{x}_1(t), \dot{x}_2(t), \dots, \dot{x}_N(t))$) so that it lies in the neighborhood of SPO2. By neighborhood we mean that we perturb Eqs. (4) and (5) by a controllable small perturbation (i.e. $\hat{x}(t) = \hat{x}(t) - 10^{-15}$) so that the perturbed initial condition $\vec{X}(0)$ will be at the same constant energy E of SPO2. Easily, we can fulfil this requirment by solving Eq. (3) for $\dot{x}(N)$ and then substitute it in the initial condition. A demonstration of the importance of this can be found in Sec. 3 where we present the relation between the largest Lyapunov exponent of the KP space and of the Hamiltonian system.

We thus end up with 14 nodes, each interacting with its nearest neighbours in a 1-dimensional lattice with fixed ends. In our example, SPO2 is destabilized at the energy $E_U \approx 0.117$ and restabilized again at $E_R \approx 47.059$ [23]. Thus, as E increases in (E_U, E_R) , SPO2 is unstable and gives rise initially to weakly and then to strongly chaotic behaviour in its neighborhood. For each E we numerically integrate the corresponding initial condition $\vec{X}(0)$ and compute the Lyapunov exponents following Refs. [2, 7, 8] until they show a clear tendency to converge to a value. We subsequently record their values at the final integration time t_f . In our case, we have checked that this convergence happens at about $t_f = 2 \times 10^6$. We denote them as λ_i , $i = 1, \dots, N$ arranged in descending order. In terms of the numerical integration, we try to satisfy the condition that the relative energy error is kept between 10^{-6} and 10^{-13} .

Along the lines of ideas presented in Ref. [10], we compute the upper bound I_c for the MIR between any two groups of $N/2 = 7$ nodes each. The upper bound I_c of MIR is defined as (see supplementary material in Ref. [10]):

$$I_c = 2 \sum_{i=1}^{N/2} \tilde{\lambda}_i - \tilde{H}_{KS} = 2\tilde{H} - \tilde{H}_{KS}\tag{11}$$

where $\tilde{\lambda}_i$, $i = 1, \dots, 14$ represent the positive Lyapunov exponents of the 14-dimensional projection constructed using scalar time series x_i , for $i = 1, \dots, 14$, which can be calculated in many ways, for example by calculating the finite size and finite time Lyapunov exponents or expansion rates [10]. In here, we estimate them by computing the positive Lyapunov exponents of the Hamiltonian system following [7, 8]. $\tilde{H}_{\text{KS}} = \sum_{i=1}^{14} \tilde{\lambda}_i$ represents the sum of all positive Lyapunov exponents of the projection (i.e. an approximation for the KS entropy of the FPU- β system [25]) and \tilde{H} is defined as $\tilde{H} = \sum_{i=1}^{N/2} \tilde{\lambda}_i$.

We also need to compute the upper bound I_c^{KP} for the MIR in the bi-dimensional KP space representing the maximum information exchanged between the kinetic (K) and potential (P) energies. Using the ideas from Ref. [10], I_c^{KP} is given by:

$$I_c^{KP} = \lambda_1^{KP} - \lambda_2^{KP} \quad (12)$$

where λ_1^{KP} and λ_2^{KP} are the two positive Lyapunov exponents of the KP space with $\lambda_1^{KP} > \lambda_2^{KP}$. In the case where $\lambda_2^{KP} \leq 0$, we have $I_c^{KP} = \lambda_1^{KP}$ and thus it turns out that $\text{MIR}^{KP} \leq \lambda_1^{KP}$ (see [10]).

In a series of papers [25–31], the authors report for dynamical systems ranging from different kinds of billiards to multidimensional Hamiltonian systems, that the largest Lyapunov exponent λ_1 of the system scales with the energy E with a power-law of the form:

$$\lambda_1 \propto E^b \quad (13)$$

where b is a real positive constant. This power-law dependence is valid for a rather large energy interval such that it can support chaotic behavior.

To numerically calculate $\frac{dK}{dt}$ we use:

$$\frac{dK}{dt} \approx \frac{K(t) - K(t - dt)}{dt} = \frac{\Delta K}{dt}$$

from which we can define the time average of the absolute value of the transfer of kinetic energy per unit of time through:

$$\left\langle \left| \frac{dK}{dt} \right| \right\rangle_t \approx \left\langle \left| \frac{\Delta K}{dt} \right| \right\rangle_t, \quad (14)$$

where $\langle \cdot \rangle_t$ denotes the time average over the integration of the trajectory $\vec{X}(t)$ up to $t = t_f$. $|\cdot|$ is the

absolute value of the argument. We use the absolute value because we want to relate the quantities of Eq. (14) to positive average quantities, like the positive Lyapunov exponents. Accordingly, ΔK is the amount of kinetic energy being transferred between K and P during a time step.

3 Results

3.1 Relation between largest Lyapunov exponent of the bi-dimensional space and of the Hamiltonian

The dynamics on the KP space is driven by the dynamics of the Hamiltonian system since there are no equations of motion on the KP space. As we have already pointed out, we choose initial conditions $\vec{X}(0)$ on the same energy as the SPO2, and this implies that points $(K(\vec{X}_1(t)), P(\vec{X}_1(t)))$ and $(K(\vec{X}_2(t)), P(\vec{X}_2(t)))$ belong to the line $K(\vec{X}(t)) + P(\vec{X}(t)) = E$. Thus, the motion on the KP space takes place on this 1-dimensional subspace and one can define only one Lyapunov exponent λ_1^{KP} leading to $I_c^{KP} = \lambda_1^{KP}$.

In Fig. 1, one can see schematically the time evolution after one time step dt of a deviation vector (denoted as an arrow) along the direction of the Lyapunov exponent λ_1^{KP} defined for the dynamics on the line $K + P = E$. Here $\vec{X}_1(t)$ and $\vec{X}_2(t)$ are two trajectories in the phase space of Hamiltonian (3) on the same energy E as SPO2, started initially in its neighborhood and being infinitesimally close. Then, λ_1^{KP} is the rate of expansion of the deviation vector defined by the points $(K(\vec{X}_1(t)), P(\vec{X}_1(t)))$ and $(K(\vec{X}_2(t)), P(\vec{X}_2(t)))$. Here, δ and Δ denote the lengths of the initial and after one time step deviation vectors respectively.

λ_1^{KP} can be defined for infinitesimally close-by points on the 1-dimensional space of Fig. 1 by keeping track of the evolution of the their distance. In particular, for such points $(K(\vec{X}_1(t)), P(\vec{X}_1(t)))$ and $(K(\vec{X}_2(t)), P(\vec{X}_2(t)))$, their distance is given by:

$$\begin{aligned} \Delta K_X(t)^2 &= (K(\vec{X}_1(t)) - K(\vec{X}_2(t)))^2 + (P(\vec{X}_1(t)) - P(\vec{X}_2(t)))^2 = \\ &= (K(\vec{X}_1(t)) - K(\vec{X}_2(t)))^2 + (E - K(\vec{X}_1(t)) - E + K(\vec{X}_2(t)))^2 = \\ &= 2(K(\vec{X}_1(t)) - K(\vec{X}_2(t)))^2 \Rightarrow \\ \Delta K_X(t) &= \sqrt{2}|K(\vec{X}_1(t)) - K(\vec{X}_2(t))|. \end{aligned} \tag{15}$$

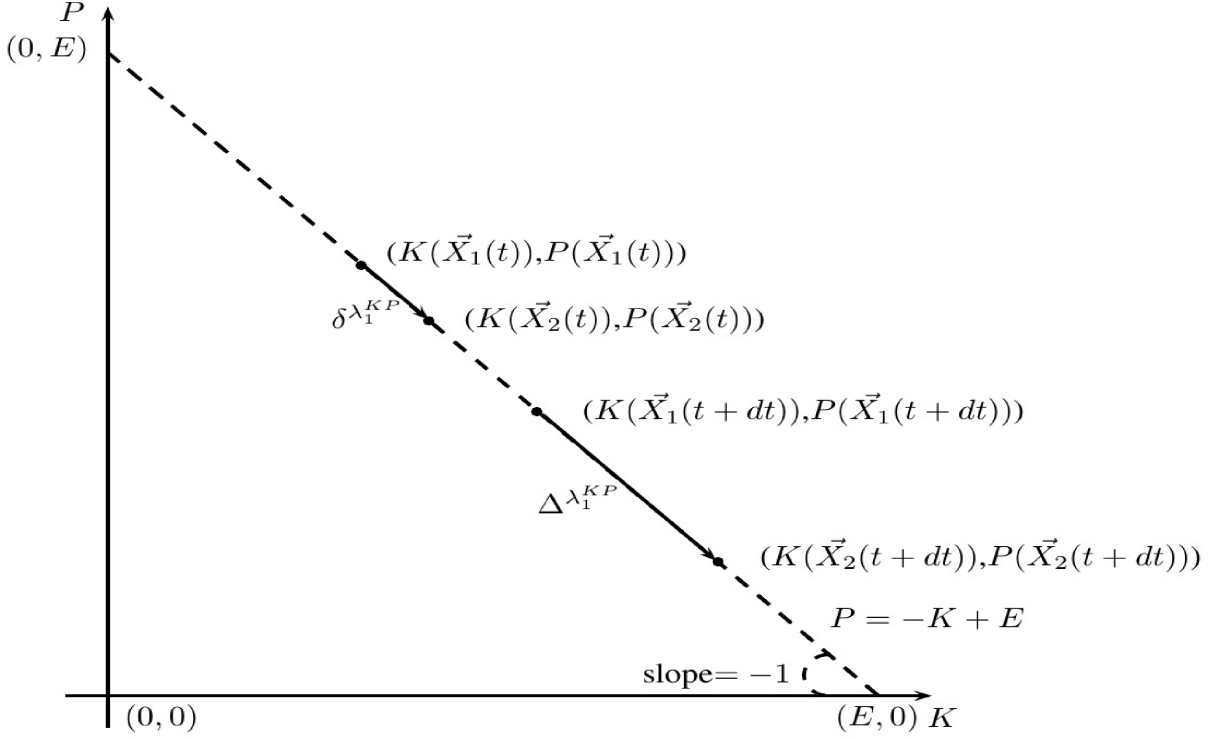


Figure 1. Schematic representation of the time evolution after one time step dt of two deviation vectors (arrows) corresponding to the direction along the Lyapunov exponent λ_1^{KP} on the 1-dimensional subspace $K + P = E$ on the KP space. $\vec{X}_1(t)$ and $\vec{X}_2(t)$ are two trajectories in the phase space of Hamiltonian (3) that drive the dynamics along this line. We denote with δ and Δ the lengths of the two deviation vectors initially and after one time step, respectively.

Defining:

$$\lambda_1^{KP} = \lim_{t \rightarrow \infty} \frac{1}{t} \log \left(\frac{\Delta K(t)}{\Delta K(0)} \right) \text{ for } \Delta K(0) \rightarrow 0,$$

and combining it with Eq. (15) we obtain:

$$\lambda_1^{KP} = \lim_{t \rightarrow \infty} \frac{1}{t} \log \left(\frac{|K(\vec{X}_1(t)) - K(\vec{X}_2(t))|}{|K(\vec{X}_1(0)) - K(\vec{X}_2(0))|} \right). \quad (16)$$

We denote as λ_1 the largest Lyapunov exponent in the neighborhood of SPO2, and reside on numerical simulations to show in Fig. 2 that $\lambda_1^{KP} = \lambda_1$. In the example of Fig. 2 we have set $E = 30$, resulting in the relation $K + P = 30$. However, we have checked that the above result is valid for all energies we considered in the interval (E_u, E_T) . We observe that $|\lambda_1 - \lambda_1^{KP}|$ tends to zero in the course of time

and that at some point starts to saturate at about 10^{-4} due to round off errors. In other words, the largest Lyapunov exponent defined on the KP plane is equal to the largest Lyapunov exponent λ_1 of Hamiltonian (3), i.e. $\lambda_1^{KP} = \lambda_1$.

To achieve this result, we integrated simultaneously two infinitesimally close trajectories $\vec{X}_1(t)$ and $\vec{X}_2(t)$ (e.g. at an initial distance of the order of 10^{-7}) on the same energy as SPO2 and consider thus that $\Delta K(0) \approx 10^{-7}$, and replace the limits in Eq. (16) by a finite time $t = 2 \times 10^6$, computing λ_1^{KP} as a time average [8], i.e. as finite size and finite time Lyapunov exponent. Since for chaotic trajectories, the distance between $\vec{X}_1(t)$ and $\vec{X}_2(t)$ quickly saturates, we periodically renormalize their separation without altering their relative orientation in phase space and then compute the new distance $|K(\vec{X}_1(t)) - K(\vec{X}_2(t))|$ setting $|K(\vec{X}_1(0)) - K(\vec{X}_2(0))| = |K(\vec{X}_1(t - dt)) - K(\vec{X}_2(t - dt))|$. To avoid any numerical overflows, we preferred to do this at every time step.

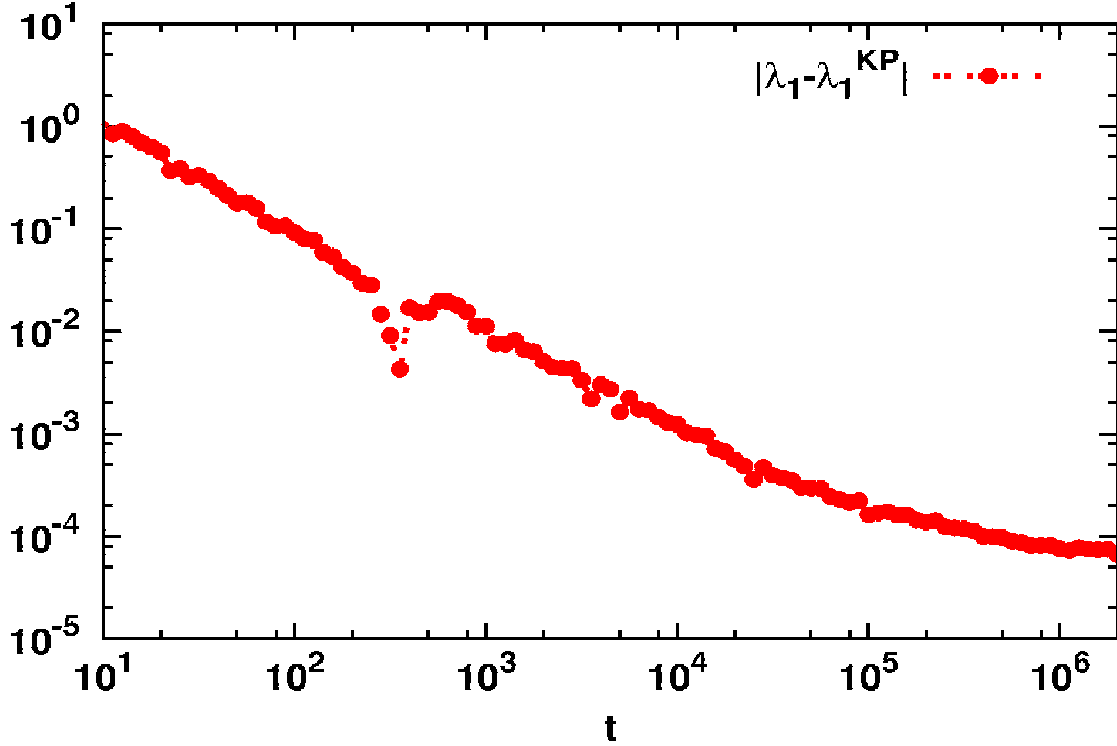


Figure 2. Plot of the absolute difference $|\lambda_1 - \lambda_1^{KP}|$ as a function of time for two trajectories $\vec{X}_1(t)$ and $\vec{X}_2(t)$ located initially in the neighborhood of SPO2 at the same energy E . Here, $E = 30$ is well inside the interval (E_u, E_r) . Note that both axes are logarithmic.

That $\lambda_1^{KP} = \lambda_1$ is not an unexpected result, since the largest Lyapunov exponent should be obtained

in typical low-dimensional linear projections or embedding spaces [3, 32]. However, the KP space is a highly nonlinear projection still maintaining the largest positive Lyapunov exponent of the Hamiltonian as we have demonstrated.

It is important to emphasize that we are interested in obtaining the biggest possible upper bound I_c^{KP} for the MIR^{KP} . This can be satisfied when the two initial conditions are on the same energy of the Hamiltonian. If they lie for example on different energies then one can define a second positive Lyapunov exponent λ_2^{KP} on a transverse direction to the one of λ_1^{KP} and thus $I_c^{KP} = \lambda_1^{KP} - \lambda_2^{KP}$ leading to a smaller I_c^{KP} . Under this requirement, the motion on the KP space takes place along the one-dimensional space of $K + P = E$, implying that the second largest Lyapunov exponent is not defined and consequently $I_c^{KP} = \lambda_1^{KP}$.

We have therefore demonstrated that the transfer of information from K to P is mediated by the largest Lyapunov exponent of the Hamiltonian, and finally get:

$$\text{MIR}^{KP} \leq I_c^{KP} = \lambda_1^{KP} = \lambda_1.$$

This result implies that the upper bound I_c^{KP} for the MIR^{KP} between kinetic and potential energies is equal to the largest Lyapunov exponent of the Hamiltonian and consequently, MIR^{KP} can not be bigger than this exponent.

3.2 Relation between production and transfer of information

To start with, we present in a log – log plot in Fig. 3 the quantities I_c of Eq. (11) (in red dashed line with points), H_{KS} (in green dashed line with rectangles), $\langle |\frac{\Delta K}{dt}| \rangle_t$ (in blue dashed line with upper triangles) and $I_c^{KP} = \lambda_1$ (in black solid line with lower triangles) for the system and parameters defined in Sec. 3.1. Here dt is the time step of the integration (i.e. $dt \ll 1$). The time derivative of the kinetic energy $\frac{dK}{dt}$ accounts for the rate of transfer from kinetic to potential energy. We see that all quantities follow the same morphology (i.e. share the same functional form) as the energy of the initial condition $\vec{X}(0)$ is increased in the interval (E_u, E_r) . Moreover, H_{KS} is an upper bound of the upper bound I_c for the MIR between two groups formed each by 7 nodes. We will prove a related inequality in the Appendix.

The approach we shall follow to relate $\langle |\frac{\Delta K}{dt}| \rangle_t$ with I_c^{KP} for the transfer of information between K and P is meaningful as long as the motion in the Hamiltonian phase space is chaotic (e.g. as long as

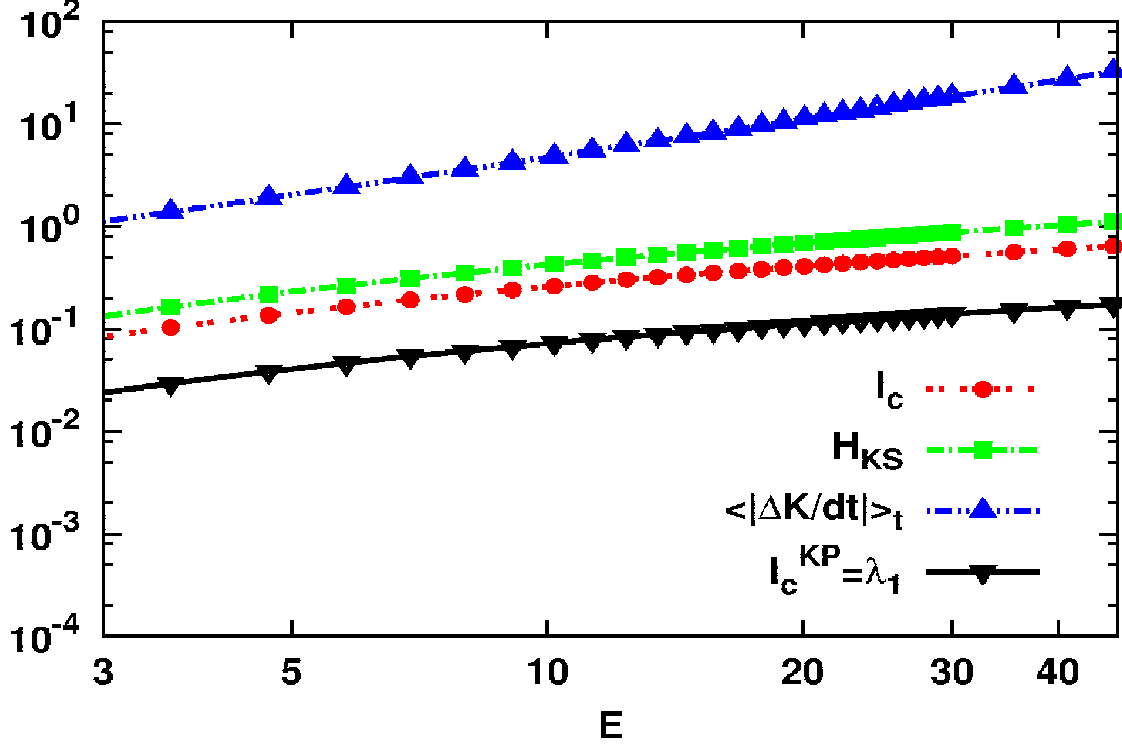


Figure 3. Plot of I_c (in red dashed line with points) as defined by Eq. (11), H_{KS} (in green dashed line with rectangles) as defined by Eq. (1), $\langle |\frac{\Delta K}{dt}| \rangle_t$ (in blue dashed line with upper triangles) as defined by Eq. (14) and I_c^{KP} (in black solid line with lower triangles) as defined in Eq. (12) as a function of E for initial conditions $\vec{X}(0)$ located in the neighborhood of SPO2. Note that both axes are logarithmic.

$E \in (E_u, E_r)$). If instead the motion is periodic or quasi-periodic there is no exchange of information between the nodes (i.e. by knowing the position of a particular node one can predict the position and momenta of another one). Our results show that $\langle |\frac{\Delta K}{dt}| \rangle_t$ is a power-law of the largest Lyapunov exponent λ_1 of the Hamiltonian and of the upper bound I_c^{KP} for the transfer of information between kinetic and potential energies. Surprisingly, we found that this is valid for sufficiently large enough subintervals of (E_u, E_r) .

Here, we need to make use of only one neighboring initial condition $\vec{X}(0)$ of SPO2 and denote for simplicity by $K(t) \equiv K(\vec{X}(t))$. With the help of Eqs. (14) and $\Delta K \equiv \Delta K(t) = K(t) - K(t - dt)$ we have found numerically that:

$$\left\langle \left| \frac{\Delta K}{dt} \right| \right\rangle_t \propto E^{b_2} \quad (17)$$

for the same energy interval that Eq. (13) applies where b_2 is a real positive constant. By substituting

(13) in (17), we get that:

$$\left\langle \left| \frac{\Delta K}{dt} \right| \right\rangle_t \propto \left(I_c^{KP} \right)^{\frac{b_2}{b_1}} = \left(\lambda_1^{KP} \right)^{\frac{b_2}{b_1}}, \quad (18)$$

where we have used $I_c^{KP} = \lambda_1$. It is straightforward to show that the same power-law (18) applies to $\langle |\frac{\Delta P}{dt}| \rangle_t$ due to Eqs. (7) and (9) respectively. We emphasize that $|\frac{\Delta K}{dt}|$ is a time-ratio that depends on time, and that $\langle |\frac{\Delta K}{dt}| \rangle_t$ and λ_1 are time invariant averages.

Fig. 4A shows in a log – log scale the quantity I_c of Eq. (11) in red dashed line with points and H_{KS} in green dashed line with rectangles. In panel B, we plot $I_c^{KP} = \lambda_1$ with red points and the power-law fitting:

$$\lambda_1 = a_1 E^{b_1} \quad (19)$$

with green line. The agreement is remarkable. In Fig. 4C we plot $\langle |\frac{\Delta K}{dt}| \rangle_t$ of Eq. (17) and fit with the power-law:

$$\left\langle \left| \frac{\Delta K}{dt} \right| \right\rangle_t = a_2 E^{b_2} \quad (20)$$

shown as green line. We find that $a_1 \approx 0.03$, $b_1 \approx 0.489$ and that $a_2 \approx 0.25$, $b_2 \approx 1.267$. In panel D of the same figure we plot $\langle |\frac{\Delta K}{dt}| \rangle_t$ with red points as a function of $I_c^{KP} = \lambda_1$ for values that correspond to the same energy interval of panels A, B and C. The power-law fitting:

$$\left\langle \left| \frac{\Delta K}{dt} \right| \right\rangle_t \approx a_3 (\lambda_1)^{b_3} \quad (21)$$

plotted in green dashed line gives $a_3 \approx 3077.79$ and $b_3 \approx 2.60$ which is in good agreement with the value of $b_2/b_1 \approx 2.591$. The above arguments directly imply that:

$$\left\langle \left| \frac{\Delta K}{dt} \right| \right\rangle_t \propto \left(I_c^{KP} \right)^{\frac{b_2}{b_1}} = \left(\frac{2H_{KS}}{N} \right)^{\frac{b_2}{b_1}} \quad (22)$$

where the proportionality constant $a_3 = a_2 \left(\frac{1}{a_1} \right)^{\frac{b_2}{b_1}}$ and $b_3 = b_2/b_1$. To arrive at Eq. (22) we have used $I_c^{KP} = \lambda_1$ of Subsec. 3.1 and Eq. (28) presented in the Appendix. Equation (22) relates the production λ_1 and transfer of information I_c^{KP} in the KP space with $\langle |\frac{\Delta K}{dt}| \rangle_t$ and H_{KS} . Therefore, the larger the transfer of energy is between the kinetic and potential energy, the larger is the upper bound for the MIR between the kinetic and potential energies and the larger the KS entropy of the system will be. In other

words, exchange of information between K and P implies exchange of energy, and vice-versa. However, a relatively small increment of energy transfer produces a larger relative increase of the information transferred since $b_3 > 1$.

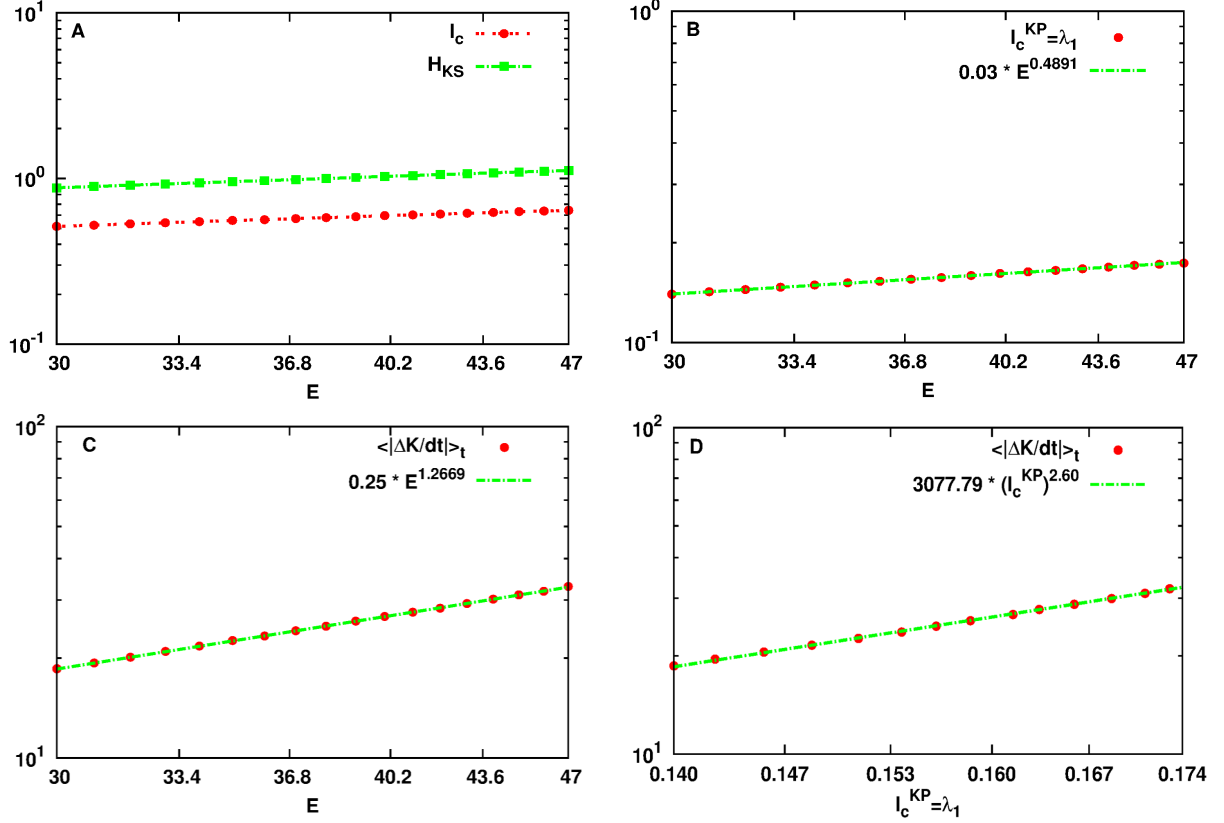


Figure 4. Panel A: Plot of I_c of Eq. (11) in red dashed line with points and H_{KS} in green dashed line with rectangles. Panel B: Plot of $I_c^{KP} = \lambda_1$ with red points with the power-law fitting of Eq. (19) in green line. Panel C: Plot of $\langle |\frac{\Delta K}{dt}| \rangle_t$ with red points with the power-law fitting of Eq. (21) in green line. Panel D: Power law dependence of $\langle |\frac{\Delta K}{dt}| \rangle_t$ to $I_c^{KP} = \lambda_1$ in red points, in the interval (0.140, 0.174) that corresponds to the energy interval [30, 47] of panels A, B and C and of the power-law fitting of Eq. (21) in green dashed line. Note that all axes are logarithmic.

Finally, in the Appendix we prove another important result of this paper which is the inequality:

$$I_c^{KP} < I_c < H_{KS} \quad (23)$$

and thus justify the result already presented in Fig. 3.

4 Discussion

In this paper we have studied the relation among the transfer of energy from kinetic (K) to potential (P) energies, the transfer of information between the time evolution of these quantities, the production of information of the Hamiltonian system, and Lyapunov exponents.

Our first result is that the largest Lyapunov exponent of the bi-dimensional space of the kinetic and potential energy is equal to the maximal Lyapunov exponent of the Hamiltonian. Consequently, we were able to show that the upper bound for the MIR in this subspace is given by the largest Lyapunov exponent of the Hamiltonian (λ_1). This implies that the more information the Hamiltonian system produces (λ_1), the more information can be exchanged between K and P .

The second important result we have found is the power-law relation: $\langle |\frac{\Delta K}{dt}| \rangle_t \propto (\lambda_1)^{\frac{b_2}{b_1}} = (I_c^{KP})^{\frac{b_2}{b_1}} = \left(\frac{2H_{KS}}{N} \right)^{\frac{b_2}{b_1}}$ which states that the rate of transfer from kinetic to potential energy is a power-law of the largest Lyapunov exponent of the Hamiltonian and is related to the Kolmogorov - Sinai entropy of the Hamiltonian. The more chaotic and the more information the Hamiltonian system produces (λ_1 and H_{KS}) respectively, the larger is the time average of the absolute value of energy transferred between K and P per unit of time. However, this relation is a power-law with exponent larger than one, implying that any small relative increment in energy transfer results in a much larger relative increase of the information transferred between K and P .

The other important result is the proof of the inequality: $I_c^{KP} < I_c < H_{KS}$. It implies that, when one observes a Hamiltonian system through its kinetic and potential energies (obtaining I_c^{KP}), one should not expect to measure more information about the Hamiltonian system than when observing half of its variables (thus obtaining I_c) or all of its variables (thus obtaining H_{KS}).

It is challenging to sketch here a possible connection between our results and the free energy F , entropy S , temperature T and Hamiltonian energy E in the thermodynamic limit, i.e. when E and N grow indefinitely while their ratio E/N remains constant. According to the definition attributed to Helmholtz, F is equal to the internal energy of the system U minus the product of the (absolute) temperature T multiplied by S , i.e. $F = U - TS$. T is an important macroscopic quantity since its definition goes back to the early days of Thermodynamics. Maxwell had realized that when the Hamiltonian has the special

form:

$$H(x, \dot{x}) = \frac{1}{2}\dot{x}^2 + P(x, \dots),$$

(as is the case we have studied in this work) the canonical ensemble average of \dot{x}^2 is the temperature T of the system. Thus, if one assumes ergodicity and equivalence of ensembles of initial conditions, it suffices to measure the time average of \dot{x}^2 during the evolution of the system in order to compute T (see for example Ref. [33]). Then, U in this context is the fixed energy of the Hamiltonian $E(= K + P)$ and S can be calculated by the KS entropy H_{KS} as $S = \alpha H_{\text{KS}}$, where α has the unit of time, since KS entropy is simply Shannon's entropy (equivalent to Gibb's entropy) per unit of time. Therefore, one can have:

$$\begin{aligned} F &= E - T\alpha H_{\text{KS}} \Rightarrow \\ F &= K + P - T\alpha H_{\text{KS}}, \end{aligned} \tag{24}$$

and by solving Eq. (24) one gets:

$$H_{\text{KS}} = \frac{K + P - F}{\alpha T}. \tag{25}$$

If Eq. (22) remains still valid in the thermodynamic limit, then by substituting Eq. (25) in the right hand side of Eq. (22) one gets:

$$\left\langle \left| \frac{\Delta K}{dt} \right| \right\rangle_t \propto \left(I_c^{KP} \right)^{\frac{b_2}{b_1}} = (\lambda_1)^{\frac{b_2}{b_1}} = \left(2 \frac{K + P - F}{\alpha T N} \right)^{\frac{b_2}{b_1}} \tag{26}$$

which relates the rate of transfer from kinetic to potential energy and the largest Lyapunov exponent of the Hamiltonian with the free energy and temperature of the system. This provides a direct relation between the results of this paper and important quantities of Thermodynamics and Statistical Mechanics. Equation (26) implies that the larger the gap between the energy of the Hamiltonian and the available energy to do work (the free energy) the smaller the transfer of energy and information from K to P is.

In a series of papers [20, 34–36], the authors discuss about technological applications of the transfer of energy and information in communication, interference and graphical networks and show how one can reuse part of the energy for successive communication tasks. These ideas are based on results from Physics showing that any system that exchanges information via the transfer of given physical resources such as radio waves, particles, etc., can reuse part of the received resources. If chaotic Hamiltonian systems could

be used to create a communication system such that energy of the transmitting signal could be reused to transmit more information, from Eq. (26) it is clear that F must be different than zero implying that less information can be transmitted.

In our view, it worths studying the relation between production and transfer of energy and information in other bi-dimensional projections or spaces of chaotic Hamiltonian systems like those of functions of nonlinear modes and in systems where the potential is a function not only of the positions but of the conjugate momenta as in the case of the Bose-Einstein condensation (see for example Ref. [25]). We expect however that our approach will be valid as long as the largest Lyapunov exponent scales with the energy of the system as a power-law and a typical bi-dimensional observation space can be defined and subsequently used.

Appendix

Here, we prove the other main result of this paper which is the inequality:

$$I_c^{KP} < I_c < H_{KS} \quad (27)$$

and thus explain the result of Fig. 3. In Ref. [31], the authors discuss about the existence of the spectrum of the Lyapunov exponents in the thermodynamic limit and investigate numerically this existence in the FPU- β model given herein by Eq. (3). They show that the shape of the Lyapunov spectrum for energy densities $\epsilon = E/N$ well above the equipartition threshold allows someone to express H_{KS} in terms of the largest Lyapunov exponent λ_1 only:

$$H_{KS} = \int_0^{\lambda_1} \lambda C N d\lambda = \frac{N}{2} \lambda_1, \quad (28)$$

where $C = 1/\lambda_1$.

By applying the above ideas in our case for $E \in (E_u, E_r)$ and using Eq. (28) we get:

$$H_{\text{KS}} = \int_0^{\lambda_1} \lambda C N d\lambda \Rightarrow \quad (29)$$

$$\begin{aligned} H_{\text{KS}} &= \int_0^{\lambda_{N/2}} \lambda C N d\lambda + \int_{\lambda_{N/2}}^{\lambda_1} \lambda C N d\lambda \Rightarrow \\ H_{\text{KS}} &= \frac{N}{2\lambda_1} (\lambda^2)_0^{\lambda_{N/2}} + \tilde{H} \Rightarrow \\ \tilde{H} &= H_{\text{KS}} - \frac{N}{2\lambda_1} (\lambda_{N/2})^2, \end{aligned} \quad (30)$$

where we have used $C = 1/\lambda_1$ and $\tilde{H} = \int_{\lambda_{N/2}}^{\lambda_1} \lambda C N d\lambda$. Term $\lambda_{N/2}$ is the $(N/2)$ -th positive Lyapunov exponent of Hamiltonian (3) when sorting them in descending order (i.e. $\lambda_1 > \lambda_2 > \dots > \lambda_{N/2} > \dots > \lambda_N = 0$). It comes from the fact that in Eq. (29) we integrate over all positive Lyapunov exponents and that we want to relate H_{KS} with \tilde{H} of Eq. (11) which is defined as the sum over the first $N/2$ positive Lyapunov exponents when they are sorted in descending order.

By substituting Eq. (30) in Eq. (11) we get:

$$\begin{aligned} I_c &= 2\tilde{H} - H_{\text{KS}} \Rightarrow \\ I_c &= H_{\text{KS}} - \frac{N}{\lambda_1} (\lambda_{N/2})^2 \end{aligned} \quad (31)$$

and so we obtain:

$$I_c < H_{\text{KS}} \quad (32)$$

which is the right hand side inequality of Eq. (27).

By Eqs. (28), (31) and setting $I_c^{KP} = \lambda_1$, we have that:

$$\begin{aligned} I_c &= \frac{N}{2} \lambda_1 - \frac{N}{\lambda_1} (\lambda_{N/2})^2 \Rightarrow \\ I_c &= \frac{N}{2} I_c^{KP} - \frac{N}{I_c^{KP}} (\lambda_{N/2})^2. \end{aligned} \quad (33)$$

The last equation links the upper bound of information transfer in the phase space of the Hamiltonian with the upper bound of the information that can be transferred in the KP space. Moreover, an important consequence of Eq. (31) is that $I_c = H_{\text{KS}}$ when $\lambda_{N/2} = 0$ implying that this can happen when there are at least $N/2$ integrals of motion and leading to the conclusion that it should be $\lambda_{N/2} = \lambda_{(N/2)+1} = \dots =$

$\lambda_N = 0$. However, this is not happening in our case since all Lyapunov exponents are positive but the last one $\lambda_N = 0$ as the Hamiltonian is an integral of the motion.

Next, we prove the left hand side inequality of Eq. (27):

$$I_c^{KP} < I_c. \quad (34)$$

To do so, let us suppose that:

$$I_c - I_c^{KP} = 0 \quad (35)$$

and check under which assumptions for I_c^{KP} Eq. (34) holds. For this, we substitute Eq. (33) for I_c in Eq. (35) and get:

$$\left(\frac{N-2}{2}\right)(I_c^{KP})^2 - N(\lambda_{N/2})^2 = 0. \quad (36)$$

The last equation is a second degree polynomial with respect to I_c^{KP} . Its determinant is given by:

$$\mathcal{D} = 2N(N-2)(\lambda_{N/2})^2,$$

which is positive for $N > 2$ and thus, the two discrete real roots are:

$$\begin{aligned} I_c^{KP} &= \frac{\lambda_{N/2}\sqrt{2N(N-2)}}{N-2} > 0 \text{ and} \\ I_c^{KP} &= -\frac{\lambda_{N/2}\sqrt{2N(N-2)}}{N-2} < 0. \end{aligned} \quad (37)$$

By theory, we know that Eq. (36) is positive and thus inequality in Eq. (34) is true when $I_c^{KP} > \frac{\lambda_{N/2}\sqrt{2N(N-2)}}{N-2}$ since the term $\frac{N-2}{2}$ of I_c^{KP} is positive for $N > 2$.

The second root is not physically possible to exist since it would imply that $I_c^{KP} < 0$ for $N > 3$ contradicting to the fact that I_c^{KP} is positively defined. Thus, Eq. (35) is positive when $I_c^{KP} > \frac{\lambda_{N/2}\sqrt{2N(N-2)}}{N-2}$, which is always true, since $\lambda_{N/2} \ll 1$ and:

$$\lim_{N \rightarrow \infty} \frac{\sqrt{2N(N-2)}}{N-2} = \sqrt{2}.$$

Thus, we have proved that:

$$I_c^{KP} < I_c. \quad (38)$$

Combining Eqs. (32) and (38), we collectively obtain:

$$I_c^{KP} < I_c < H_{\text{KS}}. \quad (39)$$

The way I_c is defined (see Eq. (11)) implies that $I_c < H_{\text{KS}}$ since $\tilde{H} < H_{\text{KS}}$. In panel A of Fig. 3 we can check that indeed inequality (39) is fulfilled.

Finally, it worths mentioning that according to Eq. (37) it is possible to have:

$$I_c^{KP} = I_c$$

that is, the upper bounds of information transfer in the bi-dimensional subspace and in the Hamiltonian to be equal when it happens that:

$$I_c^{KP} = \frac{\lambda_{N/2} \sqrt{2N(N-2)}}{N-2} = \sqrt{2} \lambda_{N/2}.$$

The last equation provides an alternative estimation of I_c^{KP} valid when:

$$I_c^{KP} = \lambda_1 = \sqrt{2} \lambda_{N/2}.$$

Acknowledgments

Ch. A. would like to dedicate this paper to his recently born nephew, sharing both a common period of being “in preparation”. The authors were partially supported by the “EPSRC EP/I032606/1” grant.

References

1. Shannon CE (1948) A mathematical theory of communication. The Bell System Technical Journal 27: 379.
2. Skokos C (2010) The Lyapunov characteristic exponents and their computation. Lecture Notes in Physics 790: 63-135.

3. Eckmann JP, Ruelle D (1985) Ergodic theory of chaos and strange attractors. *Rev Mod Phys* 57: 617-656.
4. Bountis T, Skokos H (2012) *Complex Hamiltonian Dynamics*. Springer-Verlag Berlin Heidelberg.
5. Pesin YB (1976) Invariant manifold families which correspond to nonvanishing characteristic exponents. *Izv Akad Nauk SSSR Ser Mat* 40: 1332.
6. Pesin YB (1977) Lyapunov characteristic exponents and smooth ergodic theory. *Uspekhi Matematicheskikh Nauk* 32: 196.
7. Benettin G, Galgani L, Giorgilli A, Strelcyn JM (1980) Lyapunov characteristic exponents for smooth dynamical systems and for Hamiltonian systems: A method for computing all of them. Part 1: Theory. *Meccanica* 15: 9-20.
8. Benettin G, Galgani L, Giorgilli A, Strelcyn JM (1980) Lyapunov characteristic exponents for smooth dynamical systems and for Hamiltonian systems: A method for computing all of them. Part 2: Numerical application. *Meccanica* 15: 21-30.
9. Ruelle D (1978) An inequality for the entropy of differentiable maps. *Bol Soc Bras Mat* 9: 83.
10. Baptista MS, Rubinger RM, Viana ER, Sartorelli JC, Parlitz U, et al. (2012) Mutual information rate and bounds for it. *PLoS One* 7: 10:e46745.
11. Machiori MA, Fariello R, de Aguiar MAM (2012) Energy transfer dynamics and thermalization of two oscillators interacting via chaos. *Phys Rev E* 85: 041119.
12. Mandal D, T QH, Jarzynski C (2013) Maxwell's refrigerator: An exactly solvable model. *Phys Rev Lett* 111: 030602.
13. Baptista MS, Kurths J (2005) Chaotic channel. *Phys Rev E* 72: 045202.
14. Baptista MS, Kurths J (2008) Transmission of information in active networks. *Phys Rev E* 77: 026205.
15. Baptista MS, de Carvalho JX, Hussein MS (2008) Finding quasi-optimal network topologies for information transmission in active networks. *PLoS ONE* 3: e3479.

16. Müller I (2008) Entropy and energy, - a universal competition. *Entropy* 10: 462 – 476.
17. Szilárd L (1929) On the decrease of entropy in a thermodynamic system by the intervention of intelligent beings. *Z Phys* 53: 840 – 856.
18. Landauer R (1961) Irreversibility and heat generation in the computing process. *J Res Dev* 5: 183 – 191.
19. Bennett CH (1982) The thermodynamics of computation—a review. *Int J Theor Phys* 102: 905 – 940.
20. Toyabe S, Sagawa T, Ueda M, Muneyuki E, Sano M (2010) Experimental demonstration of information-to-energy conversion and validation of the generalized Jarzynski equality. *Nature Physics* 6: 988 – 992.
21. Mandal D, Jarzynski C (2012) Work and information processing in a solvable model of Maxwell’s demon. *PNAS* 109: 11641 – 11645.
22. Fermi E, Pasta J, Ulam S (1955) Studies of nonlinear problems. Los Alamos document LA-1940 27: 379.
23. Antonopoulos C, Bountis T (2006) Stability of simple periodic orbits and chaos in a Fermi-Pasta-Ulam lattice. *Phys Rev E* 73: 056206.
24. Abramowitz M, Stegun I (1965) Handbook of mathematical functions. Dover, New York.
25. Antonopoulos C, Bountis T, Skokos C (2006) Chaotic dynamics of N -degree of freedom Hamiltonian systems. *Int J Bif Chaos* 16: 1777-1793.
26. Rechester AB, Rosenbluth MN, White RB (1979) Calculation of the Kolmogorov entropy for motion along a stochastic magnetic field. *Phys Rev Lett* 42: 1247.
27. Pettini M, Landolfi M (1990) Relaxation properties and ergodicity breaking in nonlinear Hamiltonian dynamics. *Phys Rev A* 41: 768.
28. Pettini M, Cerruti-Sola M (1991) Strong stochasticity threshold in nonlinear large Hamiltonian systems: Effect on mixing times. *Phys Rev A* 44: 975.

29. Pettini M, Casetti L, Cerruti-Sola M, Franzosi R, Cohen EGD (2005) Weak and strong chaos in Fermi-Pasta-Ulam models and beyond. *Chaos* 15: 015106.
30. Benettin G (1984) Power-law behavior of Lyapunov exponents in some conservative dynamical systems. *Physica D* 13: 211-220.
31. Livi R, Politi A, Ruffo S (1986) Distribution of characteristic exponents in the thermodynamic limit. *J Phys A: Math Gen* 19: 2033-2040.
32. Wolf A, Swift JB, Swinney HL, Vastano JA (1985) Determining Lyapunov exponents from a time series. *Physica D* 16: 285.
33. Rugh HH (1997) Dynamical approach to temperature. *Phys Rev Lett* 78: 772-774.
34. Popovski P, Fouladgar A, Simeone O (2013) Interactive joint transfer of energy and information. *IEEE Transactions on Communications* 61.
35. Mohammad Fouladgar A, Simeone O (2013) Information and energy flow in graphical networks with energy transfer and reuse. *IEEE Wireless Communications Letters* PP.
36. Park J, Clerckx B (2013) Joint wireless information and energy transfer in a two-user MIMO interference channel. *CoRR* abs/1303.1693.

Figure Legends

Figure 1. Schematic representation of the time evolution after one time step dt of two deviation vectors (arrows) corresponding to the direction along the Lyapunov exponent λ_1^{KP} on the 1-dimensional subspace $K + P = E$ on the KP space. $\vec{X}_1(t)$ and $\vec{X}_2(t)$ are two trajectories in the phase space of Hamiltonian (3) that drive the dynamics along this line. We denote with δ and Δ the lengths of the two deviation vectors initially and after one time step, respectively.

Figure 2. Plot of the absolute difference $|\lambda_1 - \lambda_1^{KP}|$ as a function of time for two trajectories $\vec{X}_1(t)$ and $\vec{X}_2(t)$ located initially in the neighborhood of SPO2 at the same energy E . Here, $E = 30$ is well inside the interval (E_U, E_T) . Note that both axes are logarithmic.

Figure 3. Plot of I_c (in red dashed line with points) as defined by Eq. (11), H_{KS} (in green dashed line with rectangles) as defined by Eq. (1), $\langle |\frac{\Delta K}{dt}| \rangle_t$ (in blue dashed line with upper triangles) as defined by Eq. (14) and I_c^{KP} (in black solid line with lower triangles) as defined in Eq. (12) as a function of E for initial conditions $\vec{X}(0)$ located in the neighborhood of SPO2. Note that both axes are logarithmic.

Figure 4. Panel A: Plot of I_c of Eq. (11) in red dashed line with points and H_{KS} in green dashed line with rectangles. Panel B: Plot of $I_c^{KP} = \lambda_1$ with red points with the power-law fitting of Eq. (19) in green line. Panel C: Plot of $\langle |\frac{\Delta K}{dt}| \rangle_t$ with red points with the power-law fitting of Eq. (21) in green line. Panel D: Power law dependence of $\langle |\frac{\Delta K}{dt}| \rangle_t$ to $I_c^{KP} = \lambda_1$ in red points, in the interval (0.140, 0.174) that corresponds to the energy interval [30, 47] of panels A, B and C and of the power-law fitting of Eq. (21) in green dashed line. Note that all axes are logarithmic.

Tables