

A new investigation of electron neutrino appearance oscillations with improved sensitivity in the MiniBooNE+ experiment

MiniBooNE+ Collaboration

R. Dharmapalan, S. Habib, C. Jiang, & I. Stancu
University of Alabama, Tuscaloosa, AL 35487

Z. Djurcic
Argonne National Laboratory, Argonne, IL 60439

R. A. Johnson & A. Wickremasinghe
University of Cincinnati, Cincinnati, OH 45221

G. Karagiorgi & M. H. Shaevitz
Columbia University, New York, NY 10027

B. C. Brown, F.G. Garcia, R. Ford, W. Marsh, C. D. Moore,
D. Perevalov, & C. C. Polly
Fermi National Accelerator Laboratory, Batavia, IL 60510

J. Grange, J. Mousseau, B. Osmanov, & H. Ray
University of Florida, Gainesville, FL 32611

R. Cooper, R. Tayloe, R. Thornton
Indiana University, Bloomington, IN 47405

G. T. Garvey, W. Huelsnitz, W. C. Louis, C. Mauger, G. B. Mills,
Z. Pavlovic, R. Van de Water, & D. H. White
Los Alamos National Laboratory, Los Alamos, NM 87545

R. Imlay, M. Tzanov
Louisiana State University, Baton Rouge, LA 70803

B. P. Roe
University of Michigan, Ann Arbor, MI 48109

A. A. Aguilar-Arevalo
*Instituto de Ciencias Nucleares, Universidad Nacional Autónoma de México,
México D.F. México*

T. Katori
Queen Mary University of London, London, E1 4NS, United Kingdom

P. Nienaber
Saint Mary's University of Minnesota, Winona, MN 55987

November 6, 2018

Abstract

We propose the addition of scintillator to the existing MiniBooNE detector to allow a test of the neutral-current/charged-current (NC/CC) nature of the MiniBooNE low-energy excess.

Scintillator will enable the reconstruction of 2.2 MeV γ s from neutron-capture on protons following neutrino interactions. Low-energy CC interactions where the oscillation excess is observed should have associated neutrons with less than a 10% probability. This is in contrast to the NC backgrounds that should have associated neutrons in approximately 50% of events. We will measure these neutron fractions with ν_μ CC and NC events to eliminate that systematic uncertainty. This neutron-fraction measurement requires 6.5×10^{20} protons on target delivered to MiniBooNE with scintillator added in order to increase the significance of an oscillation excess to over 5σ .

This new phase of MiniBooNE will also enable additional important studies such as the spin structure of nucleon (Δ_S) via NC elastic scattering, a low-energy measurement of the neutrino flux via $\nu_\mu \ ^{12}\text{C} \rightarrow \mu^- \ ^{12}\text{N}_{\text{g.s.}}$ scattering, and a test of the quasielastic assumption in neutrino energy reconstruction. These topics will yield important, highly-cited results over the next 5 years for a modest cost, and will help to train Ph.D. students and postdocs. This enterprise offers complementary information to that from the upcoming liquid Argon based MicroBooNE experiment. In addition, MicroBooNE is scheduled to receive neutrinos in early 2014, and there is minimal additional cost to also deliver beam to MiniBooNE.

1 Introduction

The MiniBooNE experiment has, for the last 10 years, searched for $\nu_\mu \rightarrow \nu_e$ and $\bar{\nu}_\mu \rightarrow \bar{\nu}_e$ in the Booster Neutrino Beamline at Fermilab. The beam was shut down in April 2012 to enable the Fermilab accelerator complex to be upgraded in preparation for delivering higher beam power to the NOvA experiment. Before the shutdown, MiniBooNE completed an antineutrino phase of running which brought the total amount of beam delivered to the experiment to 11.3×10^{20} protons on target (POT) in antineutrino mode and 6.5×10^{20} POT in neutrino mode.

Both $\nu_\mu \rightarrow \nu_e$ and $\bar{\nu}_\mu \rightarrow \bar{\nu}_e$ oscillation analyses have been conducted with this data individually [1]-[4] and recently as a combined data set with the latest updates to the antineutrino data [5]. There is an excess of events over the calculated background in both modes (Fig. 1) examined individually as well as for the combined data set which contains a total excess of 240.3 ± 62.9 (3.8σ) events. A two-neutrino fit to the combined data set yields allowed parameter regions (Fig. 2) which are consistent with oscillations in the 0.01 to 1 eV² Δm^2 range and are consistent with the regions reported by the LSND experiment [6].

The excess occurs in both ν and $\bar{\nu}$ samples at low energy, and so it is natural to consider more carefully the largest backgrounds in that energy region. They are dominated by neutral-current (NC) π^0 and NC Δ radiative decays ($\Delta \rightarrow N\gamma$). Both of these NC processes are constrained by measurements within MiniBooNE, but an anomalous process such as NC γ production, not sufficiently accounted for in the MiniBooNE analysis, could lessen the significance of the oscillation excess. We are proposing to measure these backgrounds with a new technique combined with additional running of MiniBooNE.

The MiniBooNE detector uses 800 tons of mineral oil (CH_2) as a target medium for inducing CC and NC neutrino interactions. The mineral oil also serves as the detector medium for observing the final state particles resulting from the interactions. This is achieved via detection of the Cerenkov light from charged particles in the 1280 8" photomultiplier tubes (PMTs) that line the inside of the spherical detector tank. In addition to the Cerenkov light produced in a cone around the trajectory of charged particles, some isotropic scintillation light is produced due to the presence of aromatic impurities in the mineral oil.

We propose adding approximately 300 kg of PPO scintillator to the 800 tons of MiniBooNE mineral oil to increase the amount of scintillation light produced by 2.2 MeV γ that result from delayed ($\tau \approx 186 \mu\text{s}$) neutron capture on protons within the mineral oil. This will allow an

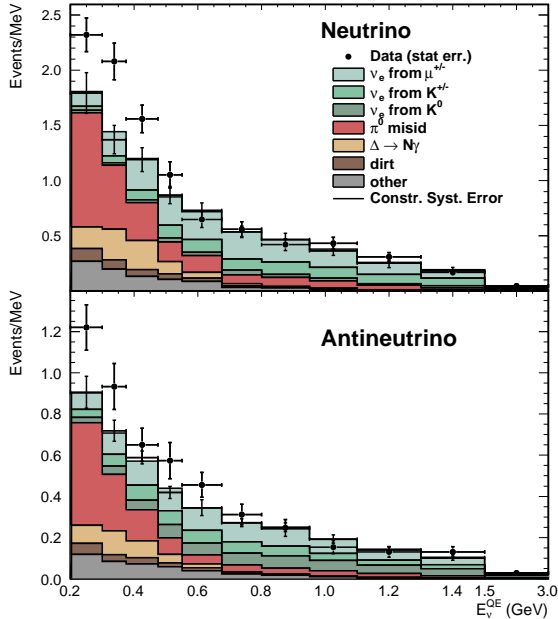


Figure 1: The neutrino mode (top) and antineutrino mode (bottom) reconstructed neutrino energy, E_ν^{QE} , distributions for data (points with statistical errors) and predicted background (histogram with systematic errors).

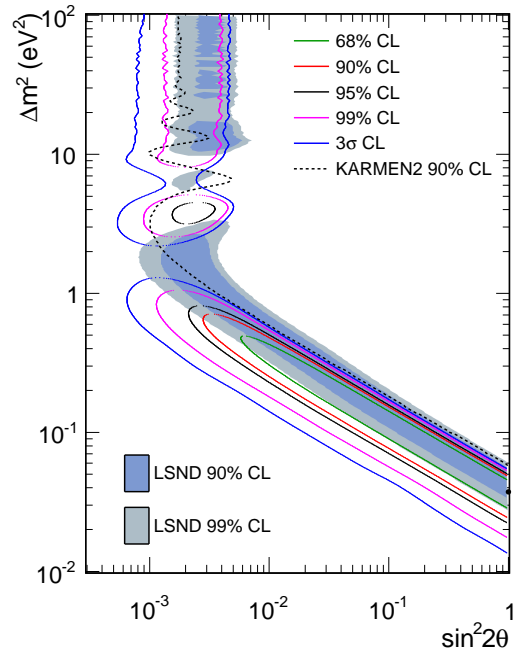


Figure 2: MiniBooNE allowed regions in combined neutrino and antineutrino mode for events with $200 < E_\nu^{QE} < 3000$ MeV within a 2ν oscillation model.

important test of the oscillation signal by checking that the excess is indeed due to CC interactions of low-energy neutrinos and not an incorrectly calculated NC background. This can be done by counting n -capture events that follow oscillation candidate events. If the excess is indeed due to CC interactions of low energy ν_e , only approximately 10% of the excess will have associated n -capture events. If, instead, the excess is due to a NC process, one would expect many more neutrons produced since the interactions are caused from higher energy neutrinos. One expects approximately 50% of NC background events to have an associated neutron. An attractive feature of this method is that the neutron fraction for CC and NC processes may be measured with MiniBooNE via similar channels, thereby eliminating that systematic uncertainty.

The increased level of scintillation will enable several other important measurements. The detection of n -capture enables a measurement of the neutron to proton ratio in NC elastic scattering which is sensitive to the strange-quark spin of the nucleon (Δs). The β decay from the $^{12}N_{g.s.}$ in the $\nu_\mu \ ^{12}C \rightarrow \mu^- \ ^{12}N_{g.s.}$ process will be better reconstructed which will allow a measurement of this process and a check of the low-energy neutrino flux. Low-energy recoil nucleons will be more visible within neutrino events allowing a test of the quasielastic assumption in neutrino energy reconstruction.

2 Physics Goals

A main motivation for adding scintillator to MiniBooNE is to provide a test of the nature of the low-energy excess of events observed in both the ν_e and $\bar{\nu}_e$ appearance searches conducted

by MiniBooNE. The addition of scintillator will also enable an investigation of the strange-quark contribution to the nucleon spin (Δs), a measurement of the $\nu_\mu {}^{12}\text{C} \rightarrow \mu^- {}^{12}\text{N}$ reaction, and a test of the quasielastic assumption in neutrino energy reconstruction.

2.1 Oscillation search with CC/NC identification

MiniBooNE has measured a 3.8σ excess of oscillation candidate events in the combined ν_μ and $\bar{\nu}_\mu$ data sets collected to date at Fermilab [5]. As can be seen in Fig. 1, the predicted backgrounds in the low energy regions, where the excess is most substantial, are dominated by neutral current backgrounds. These NC backgrounds are from two major sources: misidentification of the π^0 (“ π^0 misid”) and the production of Δ baryons which then radiatively decay (“ $\Delta \rightarrow N\gamma$ ”). A test of these NC backgrounds in a measurement with different systematic errors would be quite valuable to firmly establish the oscillation excess.

MiniBooNE can perform this test by detecting neutrons associated with oscillation candidate events. In brief, at low E_ν^{QE} , true CC oscillation events (Fig. 3a) should contain final-state neutrons in less than 10% of the events while the NC backgrounds (Figs. 3b,3c) should contain neutrons in $\approx 50\%$ of the events.

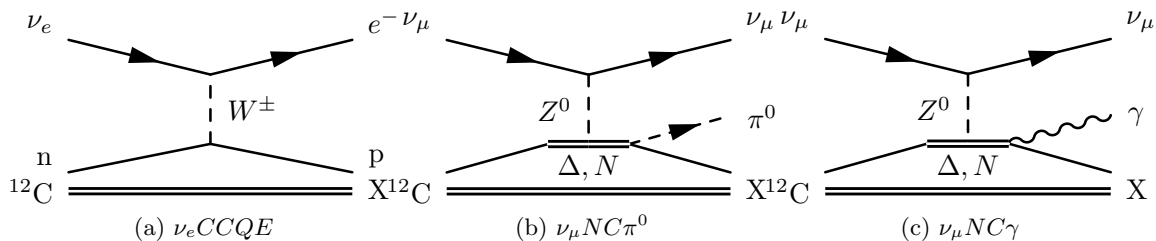


Figure 3: Diagrams of signal (a) and background (b,c) neutrino oscillation candidate events.

Note that E_ν^{QE} is the reconstructed neutrino energy using the assumption of neutrino quasielastic scattering from a neutron. This quantity should be a good estimate for the true neutrino energy in true CC oscillation events (excepting possible nuclear effects, Sec. 2.4). However, because of the large missing energy in NC events, the true neutrino energy is, on average, much higher than E_ν^{QE} for NC background events. So, in a first approximation, the NC backgrounds will contain more final state neutrons because the events are from higher true neutrino energy. More energy is transferred to the nucleus which causes more neutron production as compared to the CC signal in which the true neutrino energy is lower and (neglecting final state interactions) produces a single proton.

In practice, we would rerun the MiniBooNE oscillation search in neutrino mode after the addition of scintillator in order to enable neutron detection. Oscillation candidates would be selected with the same strategy as the original search. From this sample, we would search for neutron capture events and measure the neutron fraction which would test the NC background estimates. An important feature of this measurement is that the neutron fraction may be “calibrated” for the oscillation search via separate MiniBooNE ν_μ CCQE and ν_μ NC π^0 measurements which greatly reduces errors from any nuclear model uncertainties.

2.2 Proton to neutron ratio in NC elastic events

The NC neutrino-nucleon elastic scattering (NC elastic) interaction, $\nu N \rightarrow \nu N$, is sensitive to the isoscalar-axial structure of the nucleon [7], so will be sensitive to the effects of strange-quark

contributions to the nucleon spin (Δs). Therefore, the right type of measurement of NC elastic scattering would contribute substantially to the nucleon spin puzzle, an area of continued interest and effort (e.g. [8]). This measurement of NC elastic scattering has not yet been realized.

MiniBooNE has made the most accurate measurement to date of the differential cross section for $\nu N \rightarrow \nu N$ [9] and the analysis for the $\bar{\nu} N \rightarrow \bar{\nu} N$ process is almost complete [10]. While these are valuable measurements to help with understanding of neutrino-nucleon scattering, they are not sensitive to Δs because MiniBooNE is not able currently to distinguish between neutrons and protons. The $\nu p \rightarrow \nu p$ process is sensitive to Δs with the opposite sign as $\nu n \rightarrow \nu n$ and any strange quark effects cancel in the existing MiniBooNE measurement.

This situation changes abruptly with the addition of neutron-capture tagging. In that case, the neutrons and protons can be separately identified and the neutron/proton ratio,

$$R(p/n) = \frac{\sigma(\nu p \rightarrow \nu p)}{\sigma(\nu n \rightarrow \nu n)}, \quad (1)$$

is quite sensitive to Δs [7]. Based on previous studies [11], a rough estimate is that a 10% measurement of $R(p/n)$ should result in an error of ≈ 0.05 uncertainty on Δs . It should be realized that the recent results from MiniBooNE on the unexpectedly large CCQE cross section [12] may call into question the theoretical uncertainty involved in extracting Δs from $R(p/n)$. If there are multinucleon correlations contributing substantially to NC elastic scattering, it may not be clear how that affects the extraction of Δs . Regardless, a 10% measurement of $R(p/n)$ will be a valuable constraint and will further more theoretical investigation.

2.3 A measurement of $\nu_\mu \ ^{12}\text{C} \rightarrow \mu^- \ ^{12}\text{N}_{\text{g.s.}}$

The reaction $\nu_\mu \ ^{12}\text{C} \rightarrow \mu^- \ ^{12}\text{N}_{\text{g.s.}}$ is an interesting reaction to study with a scintillator-enhanced MiniBooNE for several reasons. It comes with a distinctive tag from the β -decay of the $^{12}\text{N}_{\text{g.s.}}$ with endpoint energy of 16.3 MeV and lifetime of 15.9 ms. This addition of scintillator to MiniBooNE will allow for high efficiency and better reconstruction of the β -decay. Since it is an exclusive reaction, the theoretical cross section can be calculated to $\approx 2\%$ very near threshold [13]. It was measured by LSND for both ν_μ and ν_e [13, 14] and by KARMEN for ν_e [15] to agree with theory to within experimental errors. A measurement by MiniBooNE of this theoretically well-known reaction would enable a test of the low-energy neutrino flux which could better constrain the low-energy oscillation excess.

The event signature is quite distinct. The low-energy prompt μ^- and subsequent decay e^- would be detected with the usual techniques employed for ν_μ CCQE events combined with a requirement for a detected β -decay candidate. With the addition of scintillator to make 2.2 MeV γ visible, the efficiency for detecting the 16.3 MeV-endpoint β will be quite high.

The challenge is that the fraction of the total ν_μ scattering events that interact via $\nu_\mu \ ^{12}\text{C} \rightarrow \mu^- \ ^{12}\text{N}_{\text{g.s.}}$ is small. In the lowest energy bin at $E_\nu \approx 250$ MeV, the cross section is about 4% of the ν_μ CCQE cross section, falling to about 0.5% by $E_\nu \approx 400$ MeV [16]. However, with the data sample proposed here the total ν_μ event sample will be large, the $^{12}\text{N}_{\text{g.s.}}$ signature quite distinct, and an analysis will be worth the effort.

2.4 A test of the QE assumption in neutrino energy reconstruction

MiniBooNE has reported absolutely normalized cross sections for various ν_μ -carbon processes including ν_μ CCQE [12], $\text{CC}\pi^+$ [17], $\text{CC}\pi^0$ [18], NC elastic [9], and $\text{NC}\pi^0$ [19]. They all show a 30-40% larger cross section than predicted in previously existing models (e.g. [20]). One emerging

idea is that two-nucleon correlations in carbon are contributing significantly to the interaction cross section [21, 22]. If this is the correct explanation for the extra strength in these neutrino interactions, then it could also have a significant effect on the reconstructed neutrino energy in oscillation events, E_ν^{QE} , which assumes quasielastic scattering from single nucleons within carbon [23]. In short, the reconstructed neutrino energy may be incorrect in a large fraction of the oscillation events leading to incorrect conclusions about the resulting fits to oscillation models.

The addition of scintillator will allow this idea to be experimentally tested. With the scintillator addition proposed here, the detector response to final state nucleons in a typical CCQE event will be increased by about a factor of five. This scintillation light is a measure of the total energy in the event (E_ν^{total}) as opposed to that reconstructed from the just the lepton track, E_ν^{QE} . A comparison of E_ν^{QE} with E_ν^{total} will allow further insight into the two-nucleon correlation issue in general and, specifically, into its relevance to the low-energy oscillation excess.

3 Implementation

In this section, we explore some details of how to prepare and run MiniBooNE with the addition of scintillator.

3.1 Suggested plan for adding scintillator

As of this writing, we plan to add 300 kg of PPO to the 1×10^6 liters of MiniBooNE mineral oil (300 mg/l). A preliminary price quote for PPO from the supplier to NOvA is \$250/kg or \$75k for scintillator. The solubility of PPO will allow us to add the entire 300 kg to the MiniBooNE 10 kl overflow and then introduce that into the main volume by recirculation. However, it would be prudent to do this addition in at least two steps by taking the concentration to about 50% of the desired amount and monitoring detector response with cosmic muons and muon-decay electrons. We may do recirculation without the addition of scintillator as a first step, as the MiniBooNE oil has not been recirculated since commissioning in 2002.

3.2 Detector changes

Our base plan for running with scintillator is only to add scintillator with no other changes. New readout electronics could be considered, but are not required for the physics goals set here. The current rate of PMT and failures extrapolated for a 3-year run is not a problem. We estimate that the rate of electronics failures over that time period will be covered with our current supply of spares. There will likely be some changes to the computing infrastructure to keep up with hardware failures and security concerns, but an “as-needed” approach is our current plan.

3.3 Run plan

The neutron fraction measurement for oscillation candidates is statistics limited and 6.5×10^{20} POT is required for our current desired accuracy. When the MicroBooNE experiment is running, our assumption is that 2×10^{20} POT/year will be delivered to the Booster Neutrino Beamline (BNB). This sets a 3-year duration for the proposed scintillator phase of MiniBooNE. Preparation for running only requires the addition of scintillator (along with modest detector maintenance), which we estimate will require about 3 months with no beam requirement.

4 Conclusions

The addition of 300 mg/l of scintillator to the existing MiniBooNE mineral oil will allow for the detection and reconstruction of 2.2 MeV γ from neutron-capture. CC oscillation signal events should have an associated neutron in less than 10% of events in contrast to NC background events in which $\approx 50\%$ have neutrons. The neutron-capture rate for both of these event types can be separately measured in MiniBooNE, thus eliminating dependence on neutron production model calculations. Therefore, a measurement of neutron-capture in oscillation events measures the NC backgrounds.

A measurement of the neutron-fraction in a new appearance oscillation search with MiniBooNE will increase the significance of the oscillation excess, if it maintains in the new data set, to $\approx 5\sigma$. In practice, the original oscillation search will be conducted again after the introduction of scintillator. With 6.5×10^{20} POT, the results of this search (before neutron capture cuts) should have similar sensitivity as existing search but with different systematic errors. Combining this with the neutron capture analysis will raise the sensitivity to the 5σ level, perhaps better, depending on final systematics.

This new phase of MiniBooNE would enable additional important studies such as the spin structure of nucleon (Δs) via NC elastic scattering, a low-energy measurement of the neutrino flux via the $\nu_\mu \ ^{12}\text{C} \rightarrow \mu^- \ ^{12}\text{N}_{\text{g.s.}}$ reaction, and a test of the quasielastic assumption in neutrino energy reconstruction. This effort will provide training for Ph.D. students and postdocs and will yield important, highly-cited results over the next 5 years for a modest cost.

References

- [1] A. A. Aguilar-Arevalo *et al.* [MiniBooNE Collaboration], Phys. Rev. Lett. **98**, 231801 (2007) [arXiv:0704.1500 [hep-ex]].
- [2] A. A. Aguilar-Arevalo *et al.* [MiniBooNE Collaboration], Phys. Rev. Lett. **102**, 101802 (2009) [arXiv:0812.2243 [hep-ex]].
- [3] A. A. Aguilar-Arevalo *et al.* [MiniBooNE Collaboration], Phys. Rev. Lett. **103**, 111801 (2009) [arXiv:0904.1958 [hep-ex]].
- [4] A. A. Aguilar-Arevalo *et al.* [MiniBooNE Collaboration], Phys. Rev. Lett. **105**, 181801 (2010) [arXiv:1007.1150 [hep-ex]].
- [5] A. A. Aguilar-Arevalo *et al.* [MiniBooNE Collaboration], arXiv:1207.4809 [hep-ex].
- [6] A. Aguilar-Arevalo *et al.* [LSND Collaboration], Phys. Rev. D **64**, 112007 (2001) [hep-ex/0104049].
- [7] G. Garvey, E. Kolbe, K. Langanke and S. Krewald, Phys. Rev. C **48**, 1919 (1993).
- [8] S. D. Bass, Mod. Phys. Lett. A **24**, 1087 (2009) [arXiv:0905.4619 [hep-ph]].
- [9] A. A. Aguilar-Arevalo *et al.* [MiniBooNE Collaboration], Phys. Rev. D **82**, 092005 (2010) [arXiv:1007.4730 [hep-ex]].
- [10] R. Dharmapalan [MiniBooNE Collaboration], AIP Conf. Proc. **1405**, 89 (2011) [arXiv:1110.6574 [hep-ex]].

- [11] L. Bugel *et al.* [FINeSSE Collaboration], hep-ex/0402007.
- [12] A. A. Aguilar-Arevalo *et al.* [MiniBooNE Collaboration], Phys. Rev. D **81**, 092005 (2010) [arXiv:1002.2680 [hep-ex]].
- [13] C. Athanassopoulos *et al.* [LSND Collaboration], Phys. Rev. C **56**, 2806 (1997) [nucl-ex/9705002].
- [14] C. Athanassopoulos *et al.* [LSND Collaboration], Phys. Rev. C **55**, 2078 (1997) [nucl-ex/9705001].
- [15] B. Bodmann *et al.* [KARMEN Collaboration], Phys. Lett. B **280**, 198 (1992).
- [16] E. Kolbe, K. Langanke and P. Vogel, Nucl. Phys. A **652**, 91 (1999) [nucl-th/9903022].
- [17] A. A. Aguilar-Arevalo *et al.* [MiniBooNE Collaboration], Phys. Rev. D **83**, 052007 (2011) [arXiv:1011.3572 [hep-ex]].
- [18] A. A. Aguilar-Arevalo *et al.* [MiniBooNE Collaboration], Phys. Rev. D **83**, 052009 (2011) [arXiv:1010.3264 [hep-ex]].
- [19] A. A. Aguilar-Arevalo *et al.* [MiniBooNE Collaboration], Phys. Rev. D **81**, 013005 (2010) [arXiv:0911.2063 [hep-ex]].
- [20] J. A. Caballero, J. E. Amaro, M. B. Barbaro, T. W. Donnelly, C. Maieron and J. M. Udias, Phys. Rev. Lett. **95**, 252502 (2005) [nucl-th/0504040].
- [21] M. Martini, M. Ericson, G. Chanfray and J. Marteau, Phys. Rev. C **80**, 065501 (2009) [arXiv:0910.2622 [nucl-th]].
- [22] M. Martini, M. Ericson, G. Chanfray and J. Marteau, Phys. Rev. C **81**, 045502 (2010) [arXiv:1002.4538 [hep-ph]].
- [23] M. Martini, M. Ericson and G. Chanfray, Phys. Rev. D **85**, 093012 (2012) [arXiv:1202.4745 [hep-ph]].