

Probing the QCD phase diagram with the measurements of ϕ -meson production and elliptic flow in the heavy-ion collision at STAR

Md. Nasim (for the STAR Collaboration)

National Institute of Science Education and Research (NISER),
Bhubaneswar-751005, India.

E-mail: nasim@rcf.rhic.bnl.gov/mnasim2008@gmail.com

Abstract. We present the measurements of the ϕ -meson production and elliptic flow (v_2) at mid-rapidity in Au + Au collisions at $\sqrt{s_{NN}} = 7.7 - 200$ GeV. The data are collected using the STAR detector in the years 2010 and 2011. The energy dependence of nuclear modification factor (R_{CP}) of ϕ meson is presented. The ϕ -meson R_{CP} has a value ≥ 1.0 for $\sqrt{s_{NN}} \leq 39$ GeV. The Ω/ϕ ratios are also presented and show a different trend at the intermediate transverse momentum (p_T) for $\sqrt{s_{NN}} = 11.5$ GeV compared to higher beam energies. The number-of-constituent quark (NCQ) scaling of v_2 has been studied at various beam energies. The NCQ scaling holds for particles and anti-particles separately including the ϕ meson for $\sqrt{s_{NN}} \geq 19.6$ GeV, which can be considered as an evidence of partonic collectivity. We observe at $\sqrt{s_{NN}} = 7.7$ and 11.5 GeV, the ϕ -meson v_2 falls off the trend from the other hadrons at highest measured p_T values by 1.8σ and 2.3σ , respectively.

1. Introduction

The ϕ vector meson is the lightest bound state of a strange (s) quark and a anti strange (\bar{s}) quark. It has a mass of 1.01945 ± 0.00002 GeV/ c^2 which is comparable to the mass of lightest baryons p (0.938 GeV/ c^2) and Λ (1.115 GeV/ c^2) [1]. The life time of the ϕ meson is ~ 42 fm/ c . Because of longer life time, the ϕ meson will mostly decay outside the fireball and therefore its daughters will not have much time to re-scatter in the hadronic phase. The hadronic interaction cross-section of the ϕ meson is expected to have a small value and hence seems to freeze out early compared to other lighter hadrons (π , K and p) [2]. Therefore its production should be less affected by the later stage hadronic interactions in the evolution of the system formed in heavy-ion collisions.

The elliptic flow parameter v_2 is a good tool for studying the system formed in the early stages of high energy collisions at RHIC [3]. It describes the momentum anisotropy of particle emission from non-central heavy-ion collisions. It is defined as the second harmonic coefficient of the Fourier decomposition of azimuthal distribution with respect to the reaction plane angle (Ψ) and can be written as

$$v_2 = \langle \cos(2(\phi - \Psi)) \rangle, \quad (1)$$

where ϕ is emission azimuthal angle [4]. Although the elliptic flow is early time phenomena but its magnitude might still be affected by the later stage hadronic interaction. Since the hadronic

interaction cross section of ϕ meson is smaller than the other hadrons, its v_2 remains almost unaffected by the late stage interaction [5, 6]. Therefore ϕ -meson v_2 will reflect the collective motion of the partonic phase. These make the ϕ meson a clean probe for the study of the QCD phase diagram in the Beam Energy Scan (BES) program at the Relativistic Heavy Ion Collider (RHIC) [7].

2. Data Sets and Analysis Details

The results presented here are based on data collected from Au+Au collisions at $\sqrt{s_{NN}} = 7.7, 11.5, 19.6, 27, 39, 62.4$ and 200 GeV with the STAR detector for minimum bias trigger in the years of 2010 and 2011. The cuts on primary vertex position along the longitudinal beam direction (V_z) is 30 cm for 200 GeV, 40 cm for 39 and 62.4 GeV, 50 cm for 11.5 GeV and 70 cm for 7.7, 19.6 and 27 GeV data set. An additional cut on vertex radius < 2 cm has been used to reject contamination from beam pipe interaction. The Time Projection Chamber (TPC) and Time of Flight (TOF) detectors with full azimuthal coverage were used for particle identification in the central pseudo-rapidity (η) region ($|\eta| < 1.0$). For spectra analysis we have used only the TPC where as for elliptic flow analysis both TPC and TOF detectors have been used. ϕ -mesons are identified using the invariant mass technique from their decay to $K^+ + K^-$ (branching ratio is 49.04 ± 0.6 %). Mixed event technique has been used for combinatorial background estimation [8]. The η -sub event plane method with a η gap of $|\Delta\eta| < 0.05$ has been used for elliptic flow measurements [4].

3. Results

3.1. Transverse momentum spectra

We present $R_{CP}(0 - 10\%/40 - 60\%)$ measurement of ϕ -meson at mid-rapidity ($|y| < 0.5$) in Au+Au collisions at $\sqrt{s_{NN}} = 7.7 - 39$ GeV. The R_{CP} is defined as the ratio of the particles yield in the central to peripheral collisions normalized by number of inelastic binary collisions (N_{bin}). The value of N_{bin} is calculated from the Monte Carlo Glauber simulation [9]. If nucleus-nucleus collisions are simply a superposition of nucleon-nucleon collisions then R_{CP} is equal to one. Deviation of R_{CP} from the unity would imply contribution from the nuclear medium effects. Because of the energy loss of the partons traversing the high density QCD medium, the R_{CP} of ϕ mesons goes below unity at 200 GeV [2]. From Fig. 1, one can see at the intermediate p_T ($p_T > 1.5$ GeV/c), $R_{CP} \geq 1.0$ for $\sqrt{s_{NN}} \leq 39$ GeV. This indicates that at low energy the parton energy loss effect is less important.

The panel (b) of Fig. 1 shows the baryon-to-meson ratio, $N(\Omega^- + \bar{\Omega}^+)/2N(\phi)$, as a function of p_T in Au + Au collisions at $\sqrt{s_{NN}} = 11.5$ GeV to 200 GeV. The data points for 200 GeV are taken from Ref. [10]. The dashed lines are the results from the recombination model calculations with thermal strange quarks [11]. In Au+Au central collisions at $\sqrt{s_{NN}} = 200$ GeV, the ratios of $N(\Omega^- + \bar{\Omega}^+)/2N(\phi)$ in the intermediate p_T range are explained by the recombination model with thermal strange quarks. The ratios $N(\Omega^- + \bar{\Omega}^+)/2N(\phi)$ for $\sqrt{s_{NN}} \geq 19.6$ GeV show similar trend. But at $\sqrt{s_{NN}} = 11.5$ GeV, the ratio at the highest measured p_T shows a deviation from the trend of other energies. The χ^2/ndf for deviation between 11.5 and 19.6 GeV is $\sim 8.3/2$ for $p_T > 2.4$ GeV/c. This may suggest a change in Ω and/or ϕ production mechanism at $\sqrt{s_{NN}} = 11.5$ GeV.

3.2. Elliptic flow

Figure 2 shows $v_2(\phi)/v_2(p)$ ratios as function of p_T for all beam energies from $\sqrt{s_{NN}} = 7.7$ GeV to 200 GeV. We observe that at low p_T the $v_2(\phi)/v_2(p)$ ratio decreases with decrease in

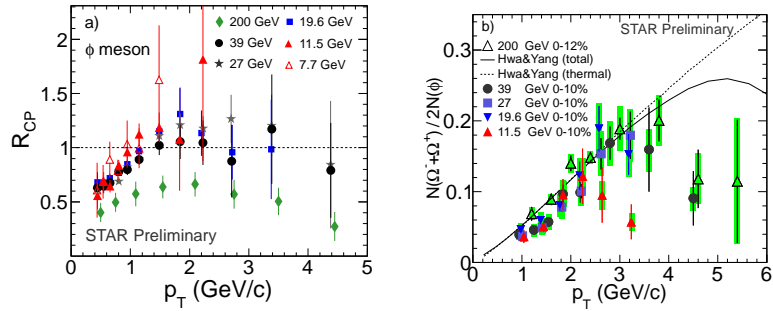


Figure 1. (Color online) Left panel : R_{CP} as function of p_T in the Au+Au collision at various beam energies. The $R_{CP}(0-05\%/40-60\%)$ at $\sqrt{s_{NN}} = 200$ GeV are taken from previous STAR measurements [10]. Error bars are only statistical uncertainties. Right panel : $(\Omega^- + \bar{\Omega}^+)/2\phi$ as a function of p_T . Green bands are the systematic error and vertical lines are statistical error.

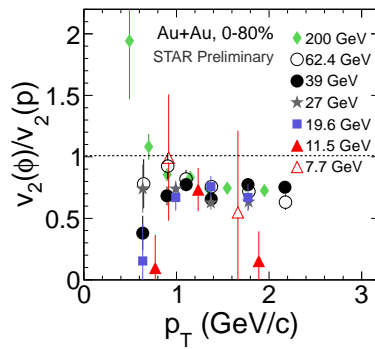


Figure 2. (Color online) $v_2(\phi)/v_2(p)$ ratio as function of p_T in the Au+Au collision at various beam energies for 0-80% centrality [13, 14]. Error bars are only statistical uncertainties.

beam energy. This could be due to smaller partonic collectivity at low energy, since the ϕ v_2 mostly reflect collectivity from the partonic phase. On the other hand if we look at 200 GeV, the situation is different. One can see that at top RHIC energy $v_2(\phi)/v_2(p) > 1.0$ at low p_T ($p_T < 0.7$ GeV/c). This can be explained due to later stage hadronic interaction effect on proton v_2 as predicted in the theoretical (hydro + hadron cascade) model [12].

Figure 3 shows v_2 divided by number-of-constituent quark (n_q) as function of $(m_T - m_0)/n_q$, where $m_T (= \sqrt{p_T^2 + m_0^2})$ is the transverse mass and m_0 is the mass of the hadron, at $\sqrt{s_{NN}} = 7.7, 11.5$ and 19.6 GeV [13, 14]. The NCQ scaling holds fairly well for $\sqrt{s_{NN}} \geq 19.6$ GeV for particles and anti-particles separately including the ϕ meson (results for $\sqrt{s_{NN}} > 19.6$ GeV are not shown here). This could be considered as a signature of partonic collectivity [15]. However, we observe at $\sqrt{s_{NN}} = 7.7$ and 11.5 GeV the ϕ -meson v_2 falls off the trend from the other hadrons at highest measured p_T values by 1.8σ and 2.3σ , respectively. Due to the small hadronic interaction cross-section, v_2 of ϕ meson mostly reflect collectivity from the partonic phase [5, 6]. So the small magnitude of the ϕ -meson v_2 at $\sqrt{s_{NN}} \leq 11.5$ GeV could be the effect of a matter, where hadronic interactions are more important but we need more statistics to make strong conclusion.

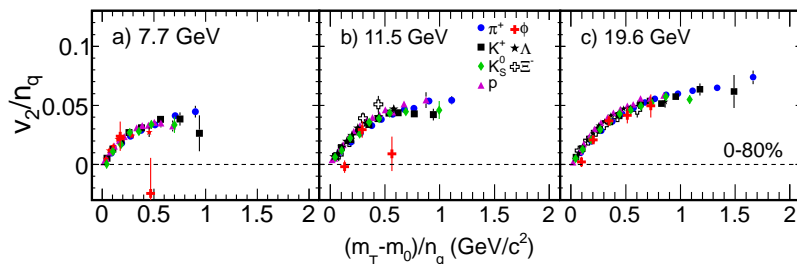


Figure 3. (Color online) The elliptic flow (v_2) scaled by number-of-constituent quark (n_q) as a function of $(m_T - m_0)/n_q$ for selected particles in the Au+Au collision at various beam energies for 0-80% centrality [13, 14]. Error bars are only statistical uncertainties.

4. Summary

We report the study of ϕ -meson production and elliptic flow at mid-rapidity in Au + Au collisions at $\sqrt{s_{NN}} = 7.7 - 200$ GeV recorded by the STAR detector. At the intermediate p_T , the nuclear modification factor R_{CP} of ϕ increases with decreasing beam energies, indicating that the partonic energy loss effect becomes less important at lower beam energies. The ratios of $(\Omega^- + \bar{\Omega}^+)/2\phi$ in the intermediate p_T range show a different trend at 11.5 GeV compared to those for the higher beam energies. This may suggest a change of particle production mechanism at lower beam energy. The NCQ scaling holds for $\sqrt{s_{NN}} \geq 19.6$ GeV for particle and anti-particle separately. We observe at $\sqrt{s_{NN}} \leq 11.5$ GeV the ϕ -meson v_2 show deviation ($\sim 2\sigma$) from the other hadrons at highest measured p_T values and also the $v_2(\phi)/v_2(p)$ ratios at low p_T decreases with decrease in beam energy. This may indicate that the contribution to the collectivity from partonic phases decreases at lower beam energies.

5. Acknowledgements

Financial support from DST International Travel Support and DST SwarnaJayanti project, Government of India is gratefully acknowledged.

References

- [1] J. Beringer *et al.*, (Particle Data Group) Phys. Rev. D 86, 010001 (2012).
- [2] STAR Collaboration, J. Adams *et al.*, Nucl. Phys. A 757, 102 (2005).
- [3] P.F. Kolb *et al.*, Nucl. Phys. A 715, 653c (2003).
- [4] A. M. Poskanzer and S. A. Voloshin, Phys. Rev. C 58, 1671 (1998).
- [5] B. Mohanty and N. Xu, J. Phys. G 36, 064022 (2009).
- [6] Md. Nasim, B. Mohanty and N. Xu, Phys. Rev. C 87, 014903 (2013).
- [7] STAR Collaboration, M.M. Aggarwal *et al.*, arXiv:1007.2613 [nucl-ex].
- [8] STAR Collaboration, B. I. Abelev *et al.*, Phys. Lett. B 673, 183 (2009).
- [9] STAR Collaboration, B. I. Abelev *et al.*, Phys. Rev. C 79, 034909 (2009).
- [10] STAR Collaboration, B. I. Abelev *et al.*, Phys. Rev. C 49, 064903 (2009).
- [11] R.C. Hwa and C.B. Yang, Phys. Rev. C 75, 054904 (2007).
- [12] T. Hirano *et al.*, Phys. Rev. C 77, 044909 (2008).
- [13] STAR Collaboration, L. Adamczyk *et al.*, Phys. Rev. C 88, 014902 (2013).
- [14] STAR Collaboration, L. Adamczyk *et al.*, Phys. Rev. Lett. 110, 142301 (2013).
- [15] D. Molnar and S. A. Voloshin, Phys. Rev. Lett. 91, 092301 (2003).