

Possible Evidence for Radial Flow of Heavy Mesons in d+Au Collisions

Anne M. Sickles*

Department of Physics Brookhaven National Laboratory Upton, NY 11973

(Dated: June 7, 2022)

Recent measurements of particle correlations and the spectra of hadrons at both RHIC and the LHC are suggestive of hydrodynamic behavior in very small collision systems (p+Pb, d+Au and p+p collisions). The measurements are both qualitatively and quantitatively similar to what is seen in central heavy ion collisions where low viscosity hot nuclear matter is formed. While light quarks and gluons are thought to make up the bulk matter, one of the most surprising results in heavy ion collisions is that charm quarks also have a large v_2 , suggesting that they too participate in the matter. Measurements of the transverse momentum spectra of electrons from the decay of D and B mesons in d+Au show an enhancement in central collisions relative to p+p. We employ the blast-wave model to determine if the flow of heavy quarks in d+Au and p+Pb data is able to explain the enhancement observed in the data. We find a reasonable description of the data with blast-wave parameters extracted from fits to the light hadron spectra, suggesting hydrodynamics as a possible explanation.

I. INTRODUCTION

The aim of the heavy ion physics programs at RHIC and the LHC is to produce and study the very hot dense nuclear matter produced in these collisions, the Quark Gluon Plasma (QGP). There has been enormous success in describing the bulk properties of this matter with hydrodynamics (for a recent review see Ref. [1]). Even more interesting, the sheer viscosity to entropy density, η/s used in the hydrodynamic calculations is constrained by the data [2–4] to be very small and within a few times $1/4\pi$, the conjectured quantum lower bound [5].

One of the most interesting recent developments in heavy ion physics is the possibility of collective behavior in very small systems. This was first explored with the elliptic flow, v_2 , of charged hadrons as measured by the ALICE and ATLAS collaborations [6, 7]. Similar, but slightly larger v_2 was found by the PHENIX collaboration in d+Au collisions at RHIC [8]. This is in agreement with hydrodynamic calculations which predicted a larger v_2 in d+Au collisions than in p+Pb collisions due to the larger initial state eccentricity driven by the shape of the deuteron [9–11]. While the hydrodynamic descriptions of the data are intriguing, other models such as the Color Glass Condensate [12] have also been invoked to explain the observed correlations.

Hydrodynamic behavior can also be inferred through the shape of the identified particle transverse momentum (p_T) spectra [13]. The ALICE and CMS collaborations have recently published analyses of the spectra in p+Pb collisions [14, 15] that shows an increase in the $\langle p_T \rangle$ as a function of the charged particle multiplicity in the event, behavior consistent with increasing radial flow with increasing event multiplicity [16, 17].

Another method to extract possible radial flow information from identified particle spectra is with the blast-wave model [18, 19]. This model assumes thermalization

and expansion with a common velocity field. Extractions of the parameters in p+Pb collisions show increasing flow velocity, β , with increasing charged particle multiplicity [15]. Interestingly, similar behavior has been observed by the STAR collaboration in d+Au collisions [20].

Heavy quarks, charm and bottom, also appear to be affected by the presence of the matter in heavy ion collisions. At high p_T in Au+Au collisions there is observed to be substantial energy loss heavy quark jets [21], heavy mesons [22, 23], and electrons from the decay of heavy mesons [24–26]. At lower p_T significant v_2 of the electrons from heavy meson decay is observed in Au+Au collisions [24, 25]. The STAR collaboration has observed a low p_T enhancement of D mesons [23] which has been described by calculations incorporating hydrodynamic behavior [27, 28] and the data are well described by a blast-wave calculation [29, 30].

In d+Au collisions the PHENIX Collaboration has measured the yield of electrons from the decays of heavy mesons in d+Au collisions at $\sqrt{s_{NN}} = 200$ GeV. Relative to expectations from binary scaled p+p collisions the yield of these electrons is enhanced by approximately 40% in the 20% most central d+Au collisions [31]. The origin of this effect is not understood. Inspired by the success of a hydrodynamic description of p+Pb and d+Au collisions, in this work we investigate whether a blast-wave calculation constrained to the π , K , p , \bar{p} spectra in d+Au collisions at $\sqrt{s_{NN}} = 200$ GeV can explain the observed enhancement of heavy flavor electrons. We also provide calculations for central p+Pb collisions at 5.02 TeV.

II. METHOD

The blast-wave model [18, 19] describes p_T spectra with the following functional form:

$$\frac{1}{p_T} \frac{dN}{dp_T} \propto \int_0^R r dr m_T I_0 \left(\frac{p_T \sinh \rho}{T_{fo}} \right) K_1 \left(\frac{m_T \cosh \rho}{T_{fo}} \right) \quad (1)$$

* anne@bnl.gov

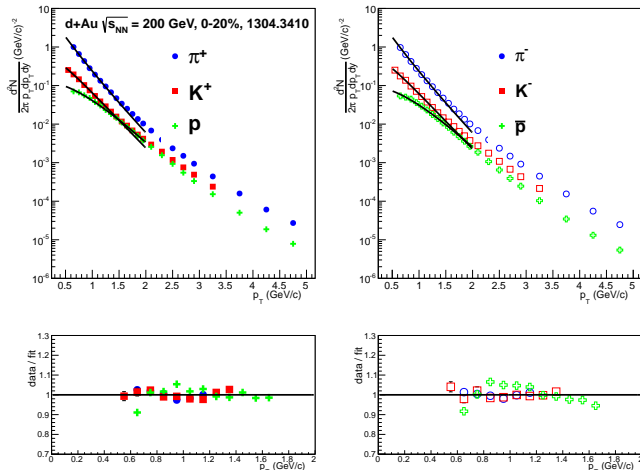


FIG. 1. (top panels) Charged hadron spectra for the 0-20% most central d+Au collisions [32]. Overlaid with the data are the results of a simultaneous blast-wave fit to the data. (bottom panels) Ratios of the experimental data to the blast-wave fits. Only statistical uncertainties are shown.

where:

$$\rho = \tanh^{-1}(\beta_{max} (r/R)^n) \quad (2)$$

and $m_T = \sqrt{p_T^2 + m^2}$ where m is the particle mass. The model parameters are β_{max} , the maximum velocity at the surface, and T_{fo} , the temperature at which the freeze out occurs. We extract blast-wave parameters from π^\pm , K^\pm , p , \bar{p} p_T spectra in d+Au collisions as published in Ref. [32] for the 20% most central collisions via a simultaneous fit to all particle species. We fit the spectra for $m_T - m < 1$ GeV/c and exclude π^\pm below 0.5 GeV/c because of possible larger contributions from resonance decays. We fix $n = 1$, corresponding to a linear boost profile. The spectra overlaid with the best fit are shown in Figure 1. The β_{max} value is 0.70 and $T_{fo} = 139$ MeV. These fits describe the data over the appropriate p_T range to better than 10% (β_{max} and T_{fo} values obtained here are slightly higher than those obtained in Ref. [20] for the same collision system and centrality. However the PHENIX p and \bar{p} spectra have been corrected for feed-down from weak decays and the data in Ref. [20] have not.).

The blast-wave heavy meson spectra are determined from Eq. 1 using the parameters extracted above and the D and B meson masses (separately). In order to quantify the enhancement for heavy mesons expected from the blast-wave, we determine the R_{dAu} . Here R_{dAu} is the ratio of the blast-wave heavy meson spectra divided by the expected heavy meson spectra from the Fixed-Order-Next-to-Leading-Log (FONLL) calculation of the heavy meson spectra in p+p collisions [33–35]. We normalize the blast-wave spectra to have the same number of D and B mesons as the FONLL calculation. The p_T spectra for D and B mesons from FONLL and the blast-wave

calculation are shown in the left panel of Figure 2.

We observed the blast-wave spectra to be below the FONLL spectra at both low and high p_T . They are greater than the FONLL spectra from approximately 1–4 GeV/c for D mesons and 2.5–7 GeV/c for B mesons. Regardless of the low p_T physics, at high p_T we expect binary scaling of heavy mesons in d+Au collisions due to the dominance of hard physics. Mesons from a range of momenta contribute to the electron spectrum at a given p_T . Therefore, in order to have a sensible expectation for the electron p_T spectra, we must include mesons from a wide range of p_T in the construction of the electron R_{dAu} . At high p_T , in the calculations shown here when the blast-wave expectation decreases below the FONLL calculation, we artificially enforce binary scaling of the mesons. The meson R_{dAu} , are shown for D and B mesons in the right panel of Figure 2. We observe a large enhancement of D mesons, approximately a factor of two increase over FONLL at $p_T \approx 2$ GeV/c. We observe a smaller enhancement of B mesons, approximately a factor of 1.8 at around 5 GeV/c.

In order to determine the expected heavy flavor electron R_{dAu} we use PYTHIA (v 8.176) [36] to get the correlation between the D or B p_T and the p_T of the decay electron. The correlations are shown in Figure 3. The x-axis shows the p_T of the electrons and positrons (which are required to have $|\eta| < 0.35$ as in the experimental measurements) and the y-axes have the p_T of the parent D and B meson (decays in which a B decays to a D which subsequently decays to an electron are included in the B meson plot). We use the same procedure to extract the electron p_T spectra for both the FONLL and blast-wave meson p_T spectra. We take the branching ratios to be: $BR(B \rightarrow e) = 10.86\%$, $BR(B \rightarrow D \rightarrow e) = 9.6\%$ and $BR(D \rightarrow e) = 10.3\%$ [37].

The results for the electron R_{dAu} for are shown in Figure 4 overlaid with the measured electron R_{dAu} [31]. The magnitude of the enhancement expected from the blast-wave calculation is in qualitative agreement with the data. At $p_T \approx 1$ -2.5 GeV/c there is a peak in the calculation that is not seen in the data. At high p_T , both the data and the calculation approach unity in a similar manner. The uncertainties on the data are large and the uncertainties in the calculation are beyond the scope of this work. However, since the blast-wave calculation qualitatively reproduces the data, if a hydrodynamic description of the light hadrons is valid in d+Au collisions, then it is possible that the same is also true for heavy flavor.

III. PREDICTIONS FOR P+PB COLLISIONS AT 5.02 TEV

It is of course natural to ask whether this effect could also play a role in p+Pb collisions at the LHC. The ALICE collaboration has published the results of blast-wave fits to identified particle spectra in multiplicity classes in

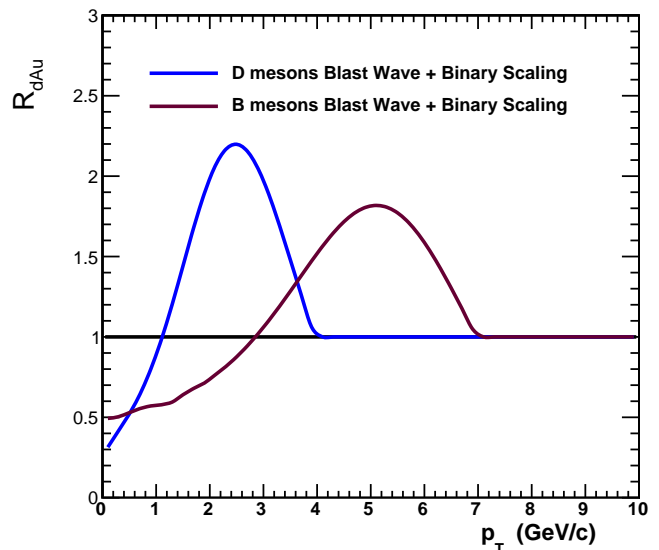
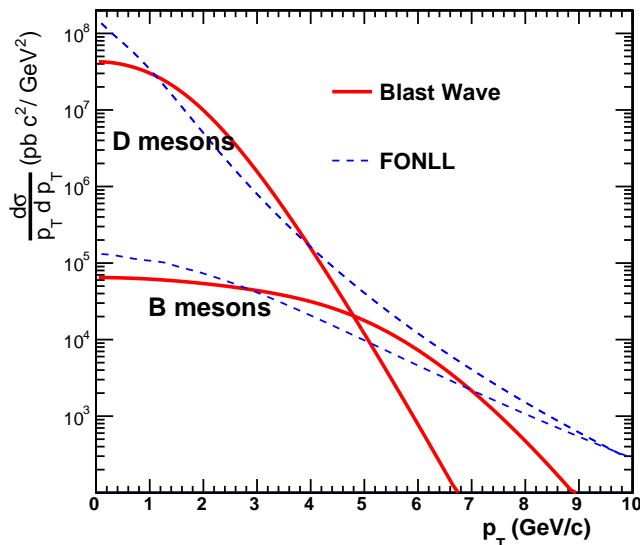


FIG. 2. (left) D and B meson p_T spectra from FONLL [33–35] (dashed lines) and from the blast-wave calculation presented here (solid lines). (right) The R_{dA} from the comparison of the blast-wave and FONLL curves in the left panel with binary scaling added at high p_T .

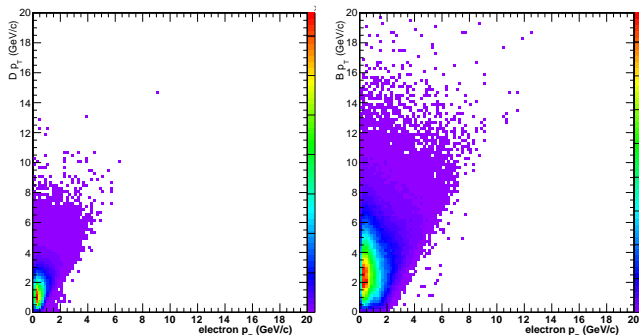


FIG. 3. p_T of the decay electrons resulting from D (left panel) and B (right panel) mesons as determined from PYTHIA8 [36].

Ref. [15]. The blast-wave implementation that they have used is slightly different that used above and allows n to be a fit parameter as well. Preliminary results on the R_{pPb} exist from ALICE for both reconstructed D mesons and electrons from the decay of heavy mesons [38]. In both cases the R_{pPb} is consistent with unity; however the uncertainties are large. The D meson measurement is compatible with a 10–20% enhancement. The heavy flavor electron measurement has a central value of approximately 30% enhancement for $p_T < 6$ GeV/c with uncertainties of approximately the same size.

Unfortunately, the heavy flavor results currently only are measured for minimum bias data so a direct comparison of the predictions with data is not possible. As an illustration of the possible magnitude of the effect, we have used the blast-wave parameters from the highest multiplicity bin, 0–5%, and FONLL calculations for

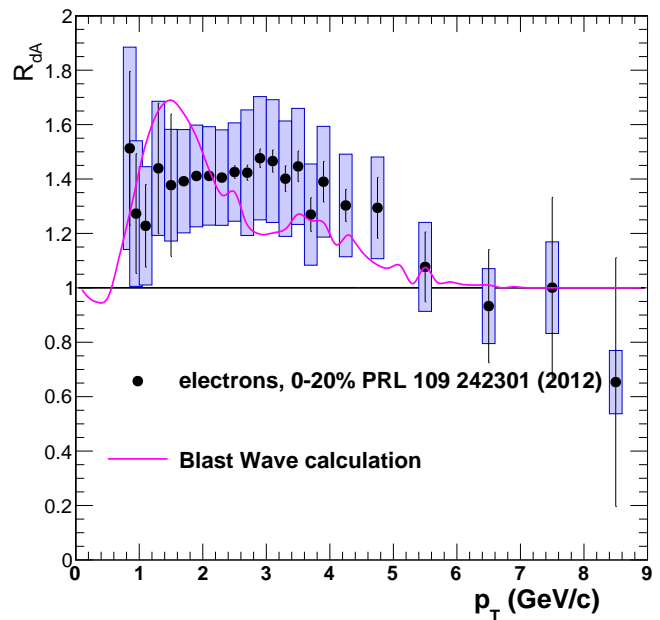


FIG. 4. The heavy flavor electron R_{dA} for 0–20% central d+Au collisions from Ref. [31] (solid points) and from the blast-wave calculations presented in this work (curve).

5.02 TeV [34, 35]. Results for electrons and D mesons are shown in Figure 5. The D meson enhancement reaches a maximum of approximately 20% at $p_T \approx 3$ GeV/c and the electrons are enhanced by 10–20% nearly independently of p_T over the range of 1–6 GeV/c. The calculations are for the highest multiplicity event class and show larger modifications than what would be expected for minimum bias collisions. Because of the harder D and

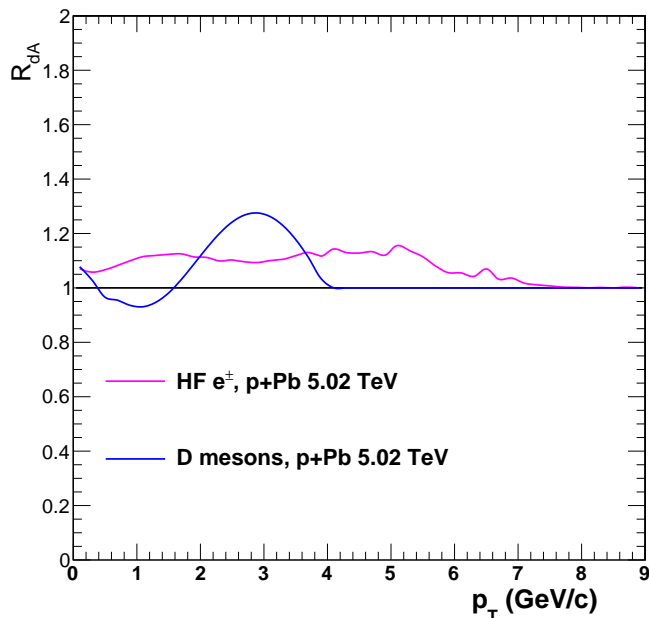


FIG. 5. Predictions for p+Pb collisions at 5.02 TeV. Blast-wave fit results from 0-5% central p+Pb collisions [15] and FONLL [34, 35] heavy meson spectra have been used to generate these results.

B meson p_T spectra at the higher collision energy there is a smaller enhancement of heavy flavor mesons than at RHIC, despite the larger maximal velocity extracted

from the blast-wave fits.

IV. CONCLUSIONS

Recently, there has been much interest in the possibility of hydrodynamic flow in very small collision systems. Here we have raised the possibility that the enhancement of heavy flavor decay electrons previously observed [31] could be caused by radial flow using a blast-wave parameterization constrained by the light hadron data. We find qualitative agreement between the data and the prediction of this model, suggesting hydrodynamics as one possible explanation of the enhancement of electrons from heavy flavor decay observed in d+Au collisions. Further measurements have the potential to constrain any possible role of hydrodynamics in very small collision systems. D meson spectra at RHIC are especially interesting as the modifications should be significantly larger than is seen at the LHC.

V. ACKNOWLEDGMENTS

The author thanks Dave Morrison, Paul Stankus and Jamie Nagle for helpful conversations. The author is supported by the U.S. Department of Energy under contract DE-AC02-98CH10886.

-
- [1] U. W. Heinz and R. Snellings, *Annu. Rev. Nucl. Part. Sci.* **63**, 123 (2013), [arXiv:1301.2826 \[nucl-th\]](#).
- [2] A. Adare *et al.* (PHENIX Collaboration), *Phys.Rev.Lett.* **107**, 252301 (2011), [arXiv:1105.3928 \[nucl-ex\]](#).
- [3] C. Gale, S. Jeon, B. Schenke, P. Tribedy, and R. Venugopalan, *Nucl.Phys.A904-905* **2013**, 409c (2013), [arXiv:1210.5144 \[hep-ph\]](#).
- [4] M. Luzum and J.-Y. Ollitrault, *Nucl.Phys.A904-905* **2013**, 377c (2013), [arXiv:1210.6010 \[nucl-th\]](#).
- [5] P. Kovtun, D. Son, and A. Starinets, *Phys.Rev.Lett.* **94**, 111601 (2005), [arXiv:hep-th/0405231 \[hep-th\]](#).
- [6] B. Abelev *et al.* (ALICE Collaboration), *Phys.Lett.* **B719**, 29 (2013), [arXiv:1212.2001](#).
- [7] G. Aad *et al.* (ATLAS Collaboration), *Phys.Rev.Lett.* **110**, 182302 (2013), [arXiv:1212.5198 \[hep-ex\]](#).
- [8] A. Adare *et al.* (PHENIX Collaboration), *Phys.Rev.Lett.* (2013), [arXiv:1303.1794 \[nucl-ex\]](#).
- [9] P. Bozek, *Phys.Rev.* **C85**, 014911 (2012), [arXiv:1112.0915 \[hep-ph\]](#).
- [10] A. Bzdak, B. Schenke, P. Tribedy, and R. Venugopalan, (2013), [10.1103/PhysRevC.87.064906](#), [arXiv:1304.3403 \[nucl-th\]](#).
- [11] G.-Y. Qin and B. Mller, (2013), [arXiv:1306.3439 \[nucl-th\]](#).
- [12] K. Dusling and R. Venugopalan, *Phys.Rev.* **D87**, 094034 (2013), [arXiv:1302.7018 \[hep-ph\]](#).
- [13] L. Van Hove, *Phys.Lett.* **B118**, 138 (1982).
- [14] S. Chatrchyan *et al.* (CMS Collaboration), (2013), [arXiv:1307.3442 \[hep-ex\]](#).
- [15] B. B. Abelev *et al.* (ALICE Collaboration), (2013), [arXiv:1307.6796 \[nucl-ex\]](#).
- [16] A. Bzdak and V. Skokov, (2013), [arXiv:1306.5442 \[nucl-th\]](#).
- [17] P. Bozek, W. Broniowski, and G. Torrieri, (2013), [arXiv:1307.5060 \[nucl-th\]](#).
- [18] P. Kolb, P. Huovinen, U. W. Heinz, and H. Heiselberg, *Phys.Lett.* **B500**, 232 (2001), [arXiv:hep-ph/0012137 \[hep-ph\]](#).
- [19] E. Schnedermann, J. Sollfrank, and U. W. Heinz, *Phys.Rev.* **C48**, 2462 (1993), [arXiv:nucl-th/9307020 \[nucl-th\]](#).
- [20] B. Abelev *et al.* (STAR Collaboration), *Phys.Rev.* **C79**, 034909 (2009), [arXiv:0808.2041 \[nucl-ex\]](#).
- [21] M. Nguyen (CMS Collaboration), *Nucl.Phys.* **A904-905**, 705c (2013), [arXiv:1211.5285 \[nucl-ex\]](#).
- [22] B. Abelev *et al.* (ALICE Collaboration), *JHEP* **1209**, 112 (2012), [arXiv:1203.2160 \[nucl-ex\]](#).
- [23] D. Tlusty (STAR collaboration), *Nucl.Phys.A904-905* **2013**, 639c (2013), [arXiv:1211.5995 \[hep-ex\]](#).
- [24] A. Adare *et al.* (PHENIX Collaboration), *Phys.Rev.Lett.* **98**, 172301 (2007), [arXiv:nucl-ex/0611018 \[nucl-ex\]](#).
- [25] A. Adare *et al.* (PHENIX Collaboration), *Phys.Rev.* **C84**, 044905 (2011), [arXiv:1005.1627 \[nucl-ex\]](#).

- [26] M. Aggarwal *et al.* (STAR Collaboration), *Phys.Rev.Lett.* **105**, 202301 (2010), [arXiv:1007.1200 \[nucl-ex\]](#).
- [27] M. He, R. J. Fries, and R. Rapp, *Phys.Rev.Lett.* **110**, 112301 (2013), [arXiv:1204.4442 \[nucl-th\]](#).
- [28] P. B. Gossiaux, J. Aichelin, M. Bluhm, T. Goussset, M. Nahrgang, *et al.*, PoS **QNP2012**, 160 (2012), [arXiv:1207.5445 \[hep-ph\]](#).
- [29] A. M. Adare, M. P. McCumber, J. L. Nagle, and P. Romatschke, (2013), [arXiv:1307.2188 \[nucl-th\]](#).
- [30] S. Batsouli, S. Kelly, M. Gyulassy, and J. Nagle, *Phys.Lett.* **B557**, 26 (2003), [arXiv:nucl-th/0212068 \[nucl-th\]](#).
- [31] A. Adare, S. Afanasiev, C. Aidala, N. Ajitanand, Y. Akiba, *et al.*, *Phys. Rev. Lett.* **109**, 242301 (2012), [arXiv:1208.1293 \[nucl-ex\]](#).
- [32] A. Adare *et al.* (PHENIX Collaboration), (2013), [arXiv:1304.3410 \[nucl-ex\]](#).
- [33] M. Cacciari, S. Frixione, and P. Nason, *JHEP* **0103**, 006 (2001), [arXiv:hep-ph/0102134 \[hep-ph\]](#).
- [34] M. Cacciari, S. Frixione, N. Houdeau, M. L. Mangano, P. Nason, *et al.*, *JHEP* **1210**, 137 (2012), [arXiv:1205.6344 \[hep-ph\]](#).
- [35] M. Cacciari, <http://www.lpthe.jussieu.fr/~cacciari/fonll/fonllform.html>.
- [36] T. Sjostrand, S. Mrenna, and P. Z. Skands, *Comput.Phys.Commun.* **178**, 852 (2008), [arXiv:0710.3820 \[hep-ph\]](#).
- [37] J. Beringer *et al.* (Particle Data Group), *Phys.Rev.* **D86**, 010001 (2012).
- [38] S. Sakai (ALICE Collaboration), <https://indico.cern.ch/contributionDisplay.py?contribId=34&confId=239958> (2013).