

p–Pb Results from ALICE

with an Emphasis on Centrality Determination

Andreas Morsch (for the ALICE Collaboration)

CERN PH Division, 1211 Geneva, Switzerland

E-mail: andreas.morsch@cern.ch

Abstract. New ALICE results concerning particle production at low and intermediate p_T in p–Pb collisions at $\sqrt{s_{NN}} = 5.02$ TeV are briefly discussed. Emphasis is given to the determination of centrality in p–Pb and their implications for binary scaling of hard processes.

The analysis of p–Pb collisions is essential for the study of initial and final state effects in cold nuclear matter and has the main goal to establish a baseline for the interpretation of the heavy-ion results [1]. In September 2012, an LHC pilot p–Pb run took place at $\sqrt{s_{NN}} = 5.02$ TeV followed by a long run in February 2013 delivering $\approx 30 \text{ nb}^{-1}$ of p–Pb collisions for each experiment - precious reference data for the Pb–Pb studies, but also, as soon turned out, good for a few surprises. Several measurements of particle production in the low and intermediate p_T region clearly show that p–Pb collisions can not be explained by an incoherent superposition of p–p collisions and indicate the presence of collective effects. In the first part of this paper, we will briefly discuss recent ALICE results on this topic. The above mentioned studies have been performed as a function of particle multiplicity without making any use of the collision geometry e.g. the number of binary collisions N_{coll} or the number of participants $N_{\text{part}} = N_{\text{coll}} + 1$. In order to study nuclear modifications of particle production at high p_T we have to compare particle yields measured in p–Pb to the pp reference spectrum scaled by N_{coll} . The determination of N_{coll} and biases on the binary scaling will be discussed in sections 2 and 3, respectively.

1. Particle production at low and intermediate transverse momentum

ALICE has measured the average transverse momentum, $\langle p_T \rangle$, as a function of the charged particle multiplicity, N_{ch} , in pp, p–Pb and Pb–Pb collisions at $\sqrt{s_{NN}} = 7$ TeV, 5.02 TeV and 2.76 TeV, respectively (Fig. 1) [2]. From measurements of $\langle p_T \rangle$ in pp at several energies we expect that the collision energy dependence is weak and, hence, we assume the results for the three collision systems can be directly compared. With respect to Pb–Pb, in p–Pb, $\langle p_T \rangle$ shows a much stronger increase with multiplicity following the pp data up to $N_{\text{ch}} = 14$. Note that multiplicities around 14 correspond to typical p–Pb collision, whereas pp collisions at this multiplicity are already strongly biased ($N_{\text{ch}} > 14$ corresponds to 50% (10%) of the p–Pb (pp) cross-section).

In pp, the strong rise of $\langle p_T \rangle$ with multiplicity can be attributed to the presence of color reconnections (CR) between strings resulting from multiple parton scatterings [3] which can be interpreted as a collective final state effect. In other words, the data can not be described by an independent superposition of parton scatterings. In a similar way, attempts to describe

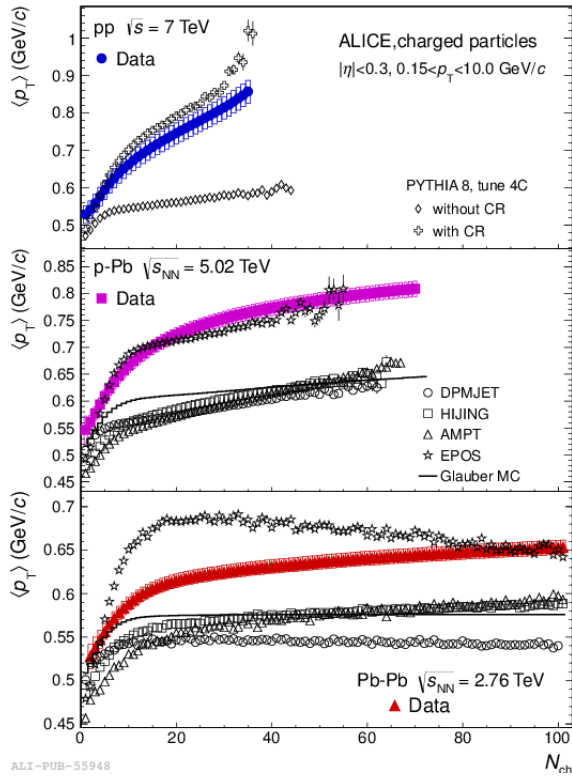


Figure 1. $\langle p_T \rangle$ as a function of charged-particle multiplicity N_{ch} measured in pp (upper panel), p–Pb (middle), and Pb–Pb (lower) collisions in comparison to model calculations [2].

the rise of $\langle p_T \rangle$ in p–Pb collisions by a superposition of parton scatterings from an incoherent superposition of pp collisions fail suggesting that also in this case coherent final state effects are at work. Indeed, the EPOS generator which includes such effects can reproduce the p–Pb data, however, it fails to describe peripheral Pb–Pb collisions. ALICE has also measured the multiplicity dependence of $\langle p_T \rangle$ for identified particles (π , K, p). Here, a clear mass ordering $\langle p_T \rangle_p > \langle p_T \rangle_K > \langle p_T \rangle_\pi$ is observed [5], which is an indication for collective expansion with a common velocity field.

Further evidence for collective effects in p–Pb results from the study of triggered 2-particle angular correlations in the azimuthal ($\Delta\varphi$) and pseudo-rapidity ($\Delta\eta$) differences. Already analyzing high-multiplicity p–Pb collisions from the pilot run CMS has reported the presence of a near-side ridge structure elongated in $\Delta\eta$ [6]. Using low-multiplicity events as a reference, ALICE and ATLAS found that the near-side ridge actually has an almost perfectly symmetrical counter-part, back-to-back in azimuth [7, 8] very similar to the momentum anisotropy observed in Pb–Pb, where the effect is attributed to collectivity (flow). In Pb–Pb, this interpretation is further corroborated by the mass dependence of the elliptic flow coefficient v_2 . In mid-central Pb–Pb collision (10–20%) and $p_T < 2$ GeV, a clear mass ordering $v_2^\pi > v_2^K > v_2^p$ is observed. Also the slopes are different and this leads to a crossing-point at around 2.5 GeV. The same behavior is observed in p–Pb collisions (Fig. 2) [9].

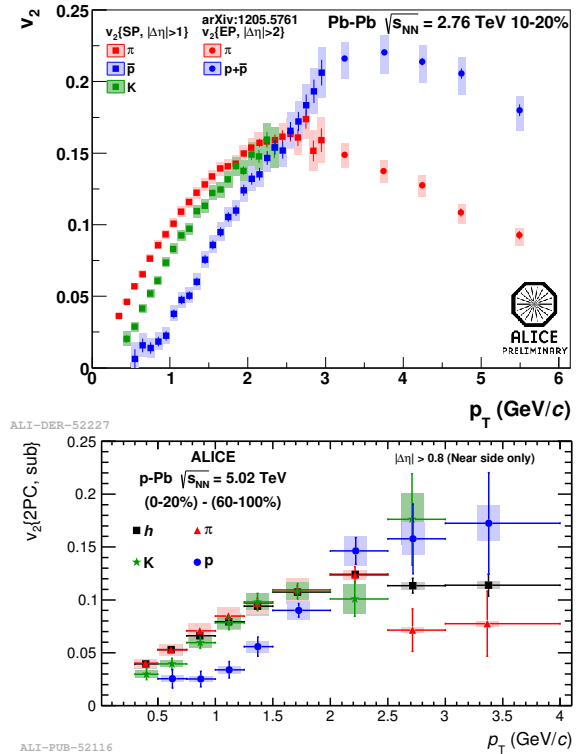


Figure 2. For hadrons, pions, kaons and protons: (upper panel) $v_2(p_T)$ for mid-central Pb–Pb collisions and (lower panel) $v_2\{2PC, sub\}(p_T)$ from 2-particle correlations in the 0–20% multiplicity class after subtraction of the correlation from the 60–100% multiplicity class [9].

2. Centrality in p-Pb

ALICE has measured the nuclear modification factor R_{pPb} for minimum bias p-Pb collisions and it is found to be unity for p_T above ≈ 6 GeV [10]. For minimum bias collisions, N_{coll} is fixed by the total p-Pb and proton-nucleon (p-N) cross-sections: $N_{\text{coll}}^{\text{MB}} = 208 \sigma_{pN} / \sigma_{pPb} = 6.9$. How can N_{coll} be determined for different centrality classes? In general, centrality is defined via centrality estimators that depend monotonically on the number of collisions, e.g. multiplicity and summed energy in a certain pseudo-rapidity range. In contrast to Pb-Pb collisions, for p-Pb the multiplicity fluctuations for a fixed N_{coll} are large with respect to the relatively small range of N_{coll} (typically between 1 and 16). The presence of large fluctuations can bias the p-N collisions themselves. Hence, for each centrality class we have to answer two independent questions: *What is the mean number of collisions?* and *How much are the p-N collisions biased?* Let us start with the answer to the first question. ALICE employs various sub-detector systems covering disjunct

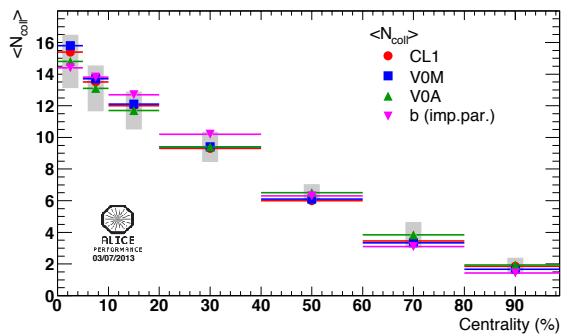
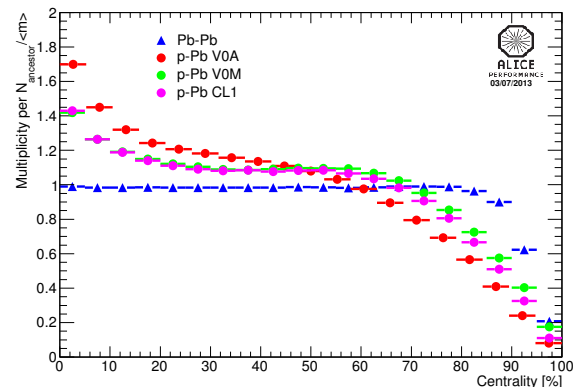


Figure 3. Average N_{coll} as a function of centrality for different estimators. Shaded areas represent the systematic uncertainties for the VOA estimator.



ALI-PERF-57087

Figure 4. Ratio of multiplicity per ancestor to the NBD mean multiplicity.

pseudo-rapidity ranges to estimate the centrality. The number of tracks are reconstructed and counted using ITS and TPC covering $|\eta| < 0.9$. Clusters are counted in the innermost layers of the ITS, the Silicon Pixel Detector, in $|\eta| < 2.0$ and $|\eta| < 1.4$. A pair of scintillator hodoscopes, VZEROA and VZEROC, measure charged particle multiplicity in the ranges $2.8 < \eta < 5.1$ and $-3.7 < \eta < -1.7$, respectively. The zero degree calorimeters (ZDC) measure forward proton and neutron energies at beam rapidity. The centrality estimators discussed in this paper are: *CL1*: number of clusters in the 2nd pixel layer, *VOA*: the VZEROA multiplicity, *VOM*: the sum of VZEROA and VZEROC multiplicities, *ZNA*: the ZDC neutron calorimeter energy in direction of the Pb-beam.

Using these estimators we are sensitive to the reaction products of p-N collisions, the Pb fragmentation products that go mainly in the direction of the Pb beam (*VOA*) and the so called slow nucleons from evaporation and knock-out that are emitted into the very forward directions and are detected by the zero degree calorimeters. For centrality estimation, particle production in the central part is modeled by negative binomial distributions (NBD) and forward slow nucleon production by fragmentation models for evaporation and knock-out [11].

As for Pb-Pb collisions, in p-Pb, we define centrality classes as percentiles of the multiplicity distributions. In order to extract for each class $\langle N_{\text{coll}} \rangle$, we use the Glauber fit approach with N_{part} as the number of particle sources (ancestors) [12]. Fig. 3 shows $\langle N_{\text{coll}} \rangle$ as a function of centrality for the different estimators. The variation of $\langle N_{\text{coll}} \rangle$ between different estimators is small and of similar magnitude as the systematic error obtained by varying the Glauber parameters and from a closure test using HIJING [13] simulations.

3. Bias on binary scaling

Let us now tackle the second question: *How biased are p–N collisions for a given centrality class?* Compared to Pb–Pb collisions, we find that in p–Pb collisions the correlation between the centrality estimator and N_{coll} is very loose. In other words the same value of N_{coll} can contribute to several adjacent centrality classes. So, what exactly distinguishes two centrality classes for the same N_{coll} ? Is this relevant for other physics observables? The Glauber Monte Carlo itself can give us an indication on the strength of these biases. Fig. 4 shows the ratio of the generated multiplicity per ancestor to the mean multiplicity of the NBD. This ratio is constant in case all collisions are unbiased. What one sees is that in p–Pb the ratio is above unity for central collisions and below unity for peripheral collisions, whereas in Pb–Pb the bias is much smaller and restricted to very peripheral collisions. Also the mean p–N impact parameter, b_{NN} , can be extracted from the Glauber MC. For peripheral collisions, it is larger than the average. Note that in some models large b_{NN} correspond to softer than average interactions.

Multiplicity fluctuations described by the NBD have no immediate dynamical interpretation. However, models based on multi-parton interaction include intrinsically a fluctuating number of particles sources, the hard scatterings. For example, in HIJING [13], the mean number of hard scatterings, $\langle n_h \rangle$, for a p–N collision is obtained from an impact parameter dependent p–N overlap function, T_N , and the hard cross-section, σ_{hard} , via $\langle n_h \rangle = T_N(b_{\text{NN}})\sigma_{\text{hard}}$. The number of scatterings, i , itself follows a Poissonian distribution $p_i = \langle n_h \rangle^i / i! \exp(-\langle n_h \rangle)$. Hence, in these models, there is a natural link between multiplicity fluctuations and the number of hard scatterings.

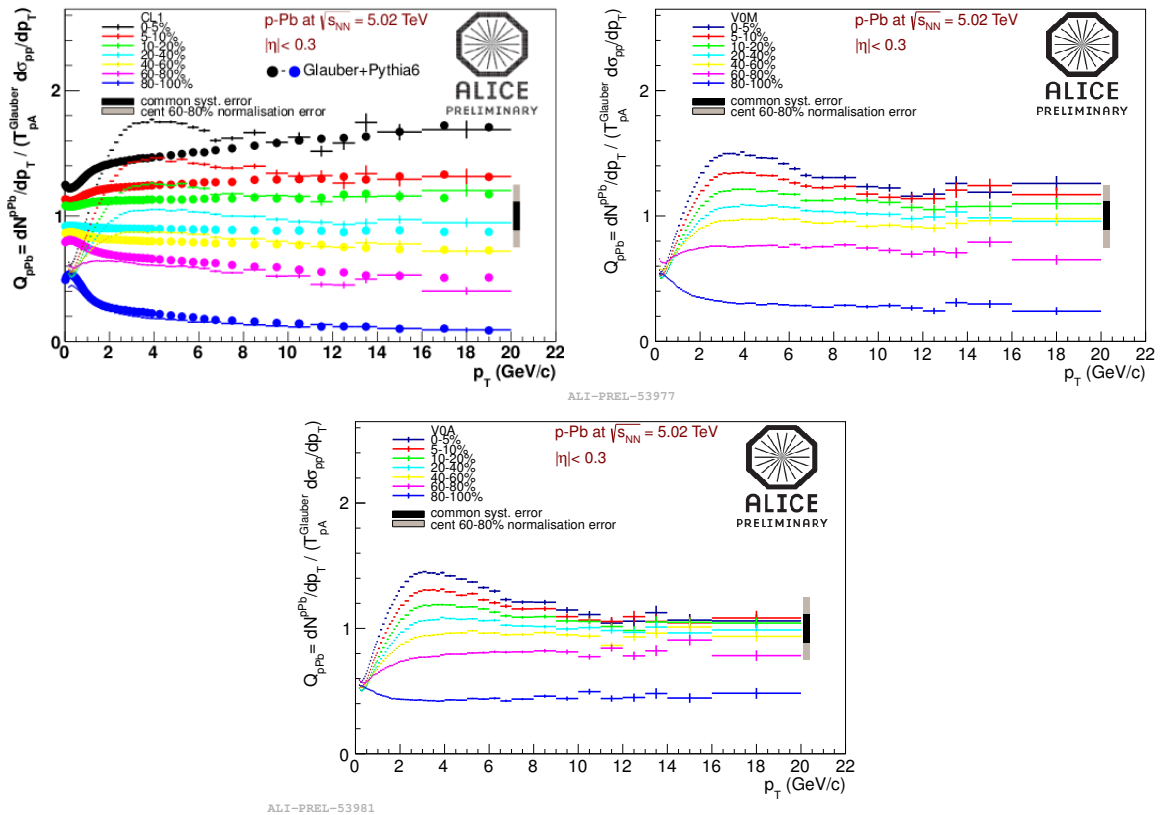


Figure 5. $Q_{\text{pPb}}(p_T)$ for three centrality estimators CL1, V0M and V0A. The CL1 results are compared to a Pythia6 simulation (solid circles, see text)

The number of binary p–N collisions is used to scale the reference pp yields and obtain the nuclear modification factor. However, from the discussion above we have at least two new elements: For a given centrality class, hard processes scale with $\langle N_{\text{coll}} \rangle \langle n_{\text{h}} \rangle_{pN} / \langle n_{\text{h}} \rangle_{pp}$. Further, for a given p–Pb impact parameter, b , $\langle n_{\text{h}} \rangle$ depends on the average p–N impact parameter. This is mainly important for peripheral collisions. Here, the multiplicity estimator acts also as a veto on hard processes which contribute to the overall multiplicity (jet-veto). Being aware of this biases we define the observable $Q_{\text{pPb}} = dN^{\text{pPb}}/dp_{\text{T}} / (\langle N_{\text{coll}} \rangle dN^{\text{pp}}/dp_{\text{T}}) = dN^{\text{pPb}}/dp_{\text{T}} / (\langle T_{\text{pPb}} \rangle d\sigma^{\text{pp}}/dp_{\text{T}})$, which is not equal to R_{pPb} , since we do not take into account the bias on the mean number of hard scatterings. Fig. 5 shows $Q_{\text{pPb}}(p_{\text{T}})$ for the CL1, V0M and V0A centrality estimators. For all centrality classes Q_{pPb} strongly deviates from unity at high p_{T} . However the spread between different centrality classes reduces when moving from CL1 to V0M to V0A, increasing the η -separation between the estimator and the p_{T} measurement. The smallest bias is expected for the ZNA-estimator, the analysis of which is still in progress. For the most peripheral collisions with CL1, there is a clear indication for a jet veto bias: Q_{pPb} has a significant negative slope due to the fact that the contribution of jets to the overall multiplicity increases with p_{T} . The slope is reduced for V0M and absent for V0A. The CL1 results are compared to a Pythia6 [14] simulation, where N_{coll} pp-collisions have been superimposed with a probability proportional to the Glauber N_{coll} distribution. As for the data, the centrality has been obtained from the charged particle multiplicity in $|\eta| < 1.4$ and $\langle N_{\text{coll}} \rangle$ is directly obtained from the Monte Carlo. Quite surprisingly this simple model can reproduce the large bias at high p_{T} . It also agrees with the low- p_{T} region of the most peripheral collisions and reproduces the jet-veto bias. For all other centralities, it does not reproduce the Cronin-like enhancement at ≈ 4 GeV and the low- p_{T} region is overestimated. The latter is expected since in this region also the minimum bias R_{pPb} is below unity.

In summary, in pp and p-Pb a strong increase in $\langle p_{\text{T}} \rangle$ with multiplicity is observed. In models for pp this is understood as a consequence of color reconnections between strings produced in multiple parton interactions raising the question whether similar effects are at work in p–Pb or whether it is the result of collective flow or initial state effects. The v_2 coefficients obtained from jet-subtracted identified 2-particle correlations show a mass ordering and crossing of v_2 of protons and pions. The pattern is reminiscent of Pb-Pb collisions, where this is effects is attributed to hydrodynamic flow. Centrality estimators based on multiplicity measurements in $|\eta| < 5$ induce a bias on the hardness of the p–N collisions that can be quantified by the number of hard scatterings per p–N collision. Low (high) multiplicity p–Pb corresponds to lower (higher) than average number of hard scatterings. The comparisons to incoherent superposition of p–N collisions have to be performed including this bias.

References

- [1] A. Accardi *et al.*, hep-ph/0308248.
- [2] B. B. Abelev *et al.* [ALICE Collaboration], arXiv:1307.1094 [nucl-ex].
- [3] P. Z. Skands and D. Wicke, Eur. Phys. J. C **52** (2007) 133 [hep-ph/0703081 [HEP-PH]].
- [4] T. Pierog *et al.*, arXiv:1306.0121 [hep-ph].
- [5] B. B. Abelev *et al.* [ALICE Collaboration], arXiv:1307.6796 [nucl-ex].
- [6] S. Chatrchyan *et al.* [CMS Collaboration], Phys. Lett. B **718** (2013) 795 [arXiv:1210.5482 [nucl-ex]].
- [7] B. B. Abelev *et al.* [ALICE Collaboration], Phys. Lett. B **719** (2013) 29-41 [arXiv:1212.2001 [nucl-ex]].
- [8] G. Aad *et al.* [ATLAS Collaboration], Phys. Rev. Lett. **110** (2013) 182302 [arXiv:1212.5198 [hep-ex]].
- [9] B. B. Abelev *et al.* [ALICE Collaboration], arXiv:1307.3237 [nucl-ex].
- [10] B. B. Abelev *et al.* [ALICE Collaboration], Phys. Rev. Lett. **110** (2013) 082302 [arXiv:1210.4520 [nucl-ex]].
- [11] F. Sikler, hep-ph/0304065.
- [12] B. Abelev *et al.* [ALICE Collaboration], arXiv:1301.4361 [nucl-ex].
- [13] M. Gyulassy and X. -N. Wang, Comput. Phys. Commun. **83** (1994) 307 [nucl-th/9502021].
- [14] T. Sjostrand, S. Mrenna and P. Z. Skands, JHEP **0605** (2006) 026 [hep-ph/0603175].
- [15] B. B. Abelev *et al.* [ALICE Collaboration], Phys. Rev. Lett. **110** (2013) 032301 [arXiv:1210.3615 [nucl-ex]].