

Dynamics of the polarization of a pinned domain wall in a magnetic nanowire

N. Sedlmayr^{*,1}, V. K. Dugaev^{2,3}, J. Berakdar⁴

¹ Department of Physics and Research Center OPTIMAS, University of Kaiserslautern, 67663 Kaiserslautern, Germany

² Department of Physics, Rzeszów University of Technology, Al. Powstańców Warszawy 6, 35-959 Rzeszów, Poland

³ Department of Physics and CFIF, Instituto Superior Técnico, TU Lisbon, Av. Rovisco Pais, 1049-001 Lisbon, Portugal

⁴ Martin-Luther-Universität Halle-Wittenberg, Heinrich-Damerow-Str. 4, 06120 Halle, Germany

Key words: Domain walls, magnetic dynamics, spintronics

* Corresponding author: e-mail sedlmayr@physik.uni-kl.de, Phone: +49-631-205 3159

We consider the dynamics of polarization of a single domain wall in a magnetic nanowire, which is strongly pinned by impurities. In this case the equation of motion for the polarization parameter does not include any other dynamical variables and is nonlinear due to magnetic anisotropy. We calculated numerically the magnetization dynamics for different choices of parameters under short current pulses inducing polarization switching. Our results show that the switching is most effective for very rapid current pulses. Damping also enhances the switching probability.

Copyright line will be provided by the publisher

1 Introduction Since the possibility of moving magnetic domain walls (DWs) in nanowires due to electric currents was realized, the behaviour of DWs in wires subject to a variety of pulses, currents, fields and pinning forces has been extensively studied [1,2,3,4,5,6]. Electrons passing a DW transfer momentum and spin with the DW, which results in a modification of the resistivity of the wire and the motion of the DW [7,8,9]. In simple scenarios the equations governing the DW motion can be set up and solved [10,11,12,13,14,15,16,17]. The ability to move domain walls around raises possible technological applications, in particular the possibility of constructing a solid state memory with magnetic domains playing the role of bits [18,19]. In these works the DW dynamics was mostly investigated for the translational motion along the wire.

Then in an experiment performed on a Permalloy nanowire it was found that the polarity of a transverse DW can be controlled with current pulses [20,21]. Additionally, it was shown that the DW polarity is mainly determined by the direction of the current. Since then attention has also been attracted to the DW dynamics of translationally non-invariant systems [22,23].

In this work we concentrate on the dynamics of a strongly pinned DW, which is controlled by short current

pulses. In this case the possible motion along the wire is limited to a very short distance. We use a model with a single DW pinned to the potential just like a particle in an oscillatory potential. This model allows us to study in a simple way how the rotation of the DW polarization is related to the oscillatory longitudinal DW motion.

2 Model Let us start from the Lagrangian density describing the spin dynamics of a one dimensional domain wall (DW) [4,13,14,17]

$$\mathcal{L} = \hbar S \dot{\phi} (\cos \theta - 1) - \frac{S^2}{2} \left\{ J [(\nabla \theta)^2 + \sin^2 \theta (\nabla \phi)^2] + \sin^2 \theta (K + K_{\perp} \sin^2 \phi) \right\} - V_{pin}, \quad (1)$$

where the angles $\theta = \theta(x, t)$ and $\phi(x, t)$ determine the spin orientation in the DW:

$$\hat{n}(x, t) = \begin{pmatrix} \cos[\phi(x, t)] \cos[\theta(x, t)] \\ \sin[\phi(x, t)] \cos[\theta(x, t)] \\ \sin[\theta(x, t)] \end{pmatrix}. \quad (2)$$

S is the localized spin, J the exchange coupling between spins and K and K_{\perp} the magnetic anisotropy. We have introduced a pinning field $V_{pin} \equiv S V_0 a^2 / 2$ where a is the position of the DW. In the following we set $\hbar = 1$

Copyright line will be provided by the publisher

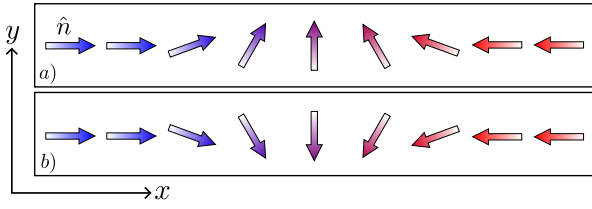


Figure 1 A schematic of the two stable in plane DW polarizations, a) and b) in the wire. The polarization dynamics flips the system between these two orientations.

Assuming that a single DW is strongly pinned at the point $x = 0$, we can use the following parametrization with two functions $a(t)$ and $f(t)$

$$\begin{aligned} \theta(x, t) &= \theta_0(x - a(t)), \\ \phi(x, t) &= \psi_0(x - a(t))f(t), \end{aligned} \quad (3)$$

where we assume that $\theta_0(x)$ and $\psi_0(x)$ are known functions describing the DW shape. The time dependent functions $a(t)$ and $f(t)$ describe the fluctuation of the DW location and the polarization dynamics around the pinning site $x = 0$, respectively. We are interested in the dynamics of the polarization between two stable in plane configurations shown schematically in Fig. 1.

We use the profile of a static DW[24,25] $\theta_0(x) = \cos^{-1} \tanh(x/\lambda)$. As we are interested only in strongly pinned DWs it is sufficient to consider a constant DW width λ . $\psi_0(x)$ is chosen to impose a similar characteristic DW width λ_ϕ to the variation of angle ϕ within the wall. If we assume $\lambda \ll \lambda_\phi$ then $\psi_0(x) \approx 1$. The Lagrangian density Eq. (1) becomes

$$\begin{aligned} \mathcal{L} &\simeq \hbar S \psi_0 \dot{f} [\cos \theta_0 - 1] - \frac{S V_0 a^2}{2} \\ &- \frac{S^2}{2} \left\{ J (\nabla \theta_0)^2 + \sin^2 \theta_0 [K + K_\perp \sin^2(f \psi_0)] \right\}. \end{aligned} \quad (4)$$

We obtain dynamical equations for $a(t)$ and $f(t)$ by variation of the Lagrangian $L = \int dx \mathcal{L}$ over $a(t)$ and $f(t)$. Noting that $\theta_0(x)$ is an odd function of x we obtain the coupled equations

$$2\dot{f} = -V_0 a, \quad (5)$$

$$2\dot{a} = S K_\perp \int \frac{\sin(f \psi_0) \cos(f \psi_0) \psi_0 dx}{\cosh^2(x/\lambda)}, \quad (6)$$

where we have used that for $\lambda_\phi \gg \lambda$

$$-\int dx \psi_0 \sin \theta_0 \theta_0' \approx 2, \text{ and} \quad (7)$$

$$\int dx \sin^2 \theta_0 (\nabla \psi_0)^2 \approx 0. \quad (8)$$

We can now add damping, α , and torque, T , to the equations of motion[17]:

$$-2 \left(\dot{f} + \frac{\alpha \dot{a}}{\lambda} \right) = V_0 a + T_t, \text{ and} \quad (9)$$

$$-2 \left(\dot{a} - \alpha \lambda \dot{f} \right) = S K_\perp \lambda \sin(2f) + T_l. \quad (10)$$

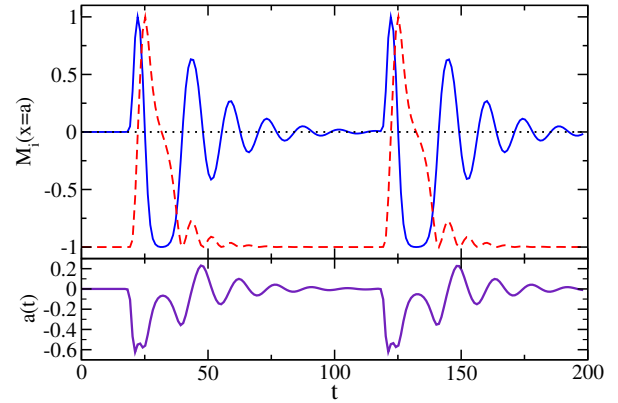


Figure 2 The DW motion for $T_t = \tilde{T}(t-20) + \tilde{T}(t-120)$ with $T_0 = \beta = 1$ and $\alpha = 0.1$, see Eq. (14). Shown is the motion of the centre of the domain wall $a(t)$ and the DW orientation at the centre: $M_i(x = a(t), t)$ for $i = x$ (blue, straight), $i = y$ (red, dashed), and $i = z$ (black, dotted).

$T_{t(l)}$ is the transverse (longitudinal) torque.

To find the dynamical equation for $f(t)$ we differentiate Eqs. (9) and (10) with respect to time resulting in

$$2\ddot{f} + \frac{2\alpha\ddot{a}}{\lambda} = -V_0\dot{a} - \dot{T}_t, \quad (11)$$

and

$$\ddot{a} = \alpha\lambda\ddot{f} - S K_\perp \lambda \dot{f} \cos(2f) - \frac{\dot{T}_l}{2}. \quad (12)$$

Then we find

$$\begin{aligned} (1 + \alpha^2)\ddot{f} - \left(S \alpha K_\perp \cos(2f) - \frac{V_0 \alpha \lambda}{2} \right) \dot{f} \\ - \frac{V_0 S K_\perp \lambda \sin(2f)}{4} - \frac{\alpha \dot{T}_l}{2\lambda} - \frac{V_0 T_l}{4} + \frac{\dot{T}_t}{2} = 0. \end{aligned} \quad (13)$$

This is the equation of motion for the polarization parameter f of the pinned DW. Here the dynamics depends on the magnitude and the time derivative of longitudinal and transverse components of the spin torque.[26] In the limiting case of strong pinning $V_0 \lambda \gg S K_\perp$ and Eq. (13) could be further simplified.

3 Results We now solve Eq. (13) for particular scenarios. In the following numerical calculations we set $S K_\perp = 0.2$ and $\lambda V_0 = 2$, which satisfies the strong pinning condition. Furthermore we only apply a transverse torque so that $T_l = 0$. As there is no deformation of the domain wall the exchange strength itself does not appear as a parameter of the dynamics. One can then define a Gaussian shaped pulse:

$$\tilde{T}(t - t_0) = T_0 e^{-(t-t_0)^2/\beta}, \quad (14)$$

which starts the DW dynamics. We are interested in how changes on the torque strength and shape affect the polarization dynamics of the DW. The DW is always started in an equilibrium position with $f(t = 0) = -\pi/2$.

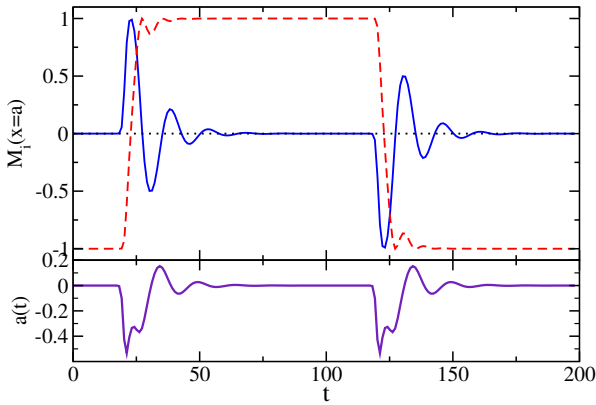


Figure 3 The DW motion for $T_t = \tilde{T}(t-20) + \tilde{T}(t-120)$ with $T_0 = 1$, $\beta = 0.25$ and $\alpha = 0.2$, see Eq. (14). Shown is the motion of the centre of the domain wall $a(t)$ and the DW orientation at the centre: $M_i(x = a(t), t)$ for $i = x$ (blue, straight), $i = y$ (red, dashed), and $i = z$ (black, dotted).

Solving Eq. (13) for the case of two successive pulses we find the distribution of magnetization orientation and the position of DW centre as a function of time under current pulses of intermediate duration: $T_t = \tilde{T}(t-20) + \tilde{T}(t-120)$. The results are shown in Figs. 2 and 3. Each current pulse induces some damped oscillations of the DW near $x = 0$. These are correlated with the rotation and movement of the DW orientation. For short pulses with weak damping the polarization is not changed, see Fig. 2. If we increase the damping then we find the polarization is changed by the first pulse and then changed back by the second pulse, see Fig. 3. If we then increase the length of the pulse then there is no change in polarization again. Further increasing the pulse strength will change the polarization again.

As Eq. (13) depends also on the time derivative of the torque, we can effectively move the DW with a smaller torque if it changes very quickly. To see this we plot the final DW position for a variety of pulse strengths T_0 with different β . As β is decreased the necessary pulse strength to make a change in the polarization of the DW is also decreased, see the inset of Fig. 4. Shown is the angle $f(t \rightarrow \infty)$, i.e. the final value of the DW polarization. It should be noted that for increasing pulse strength this is not just a monotonically increasing function. All though we find a β -dependent minimum pulse strength which will rotate the DW, the final polarity of the DW changes almost randomly as a function of increasing pulse strength, see Fig. 4.

To relate the results of our calculations to some material parameters, one can choose for example $K_{\perp} = 10^{-4} \text{J/m}^2$, corresponding to Co [27], and $S = 10^{-16} \text{m}^2$ as for a wire with a width of 10nm. This gives us the energy unit $E_0 = 10^{-20} \text{J} \approx 60 \text{meV}$. In our numerical

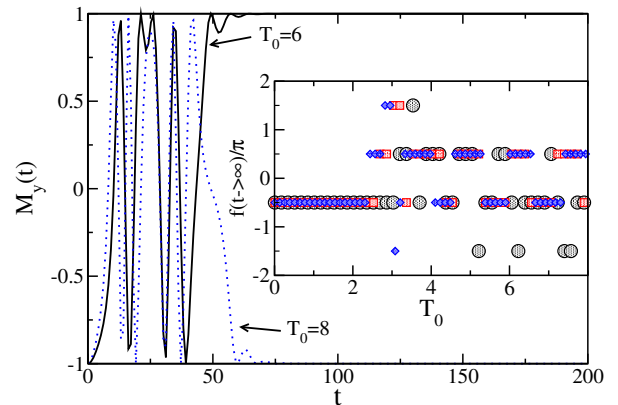


Figure 4 The DW motion for $T_t = \tilde{T}(t-20)$ with $\alpha = 0.2$, see Eq. (14). The main figure shows $M_y(t)$ for different T_0 and $\beta = 0.01$. In the inset are results for $\beta = 0.01$ (black circles), $\beta = 0.008$ (red squares), and $\beta = 0.006$ (blue diamonds).

calculations we take $SK = 0.2E_0$ which is close to the parameters of Co or Fe. The other parameter, the pinning field, was taken to be $V_0\lambda = 2E_0$. The estimation of the DW width with these parameters is $\lambda \approx \sqrt{J/K} \approx 10 \text{nm}$. The corresponding time unit, as used in Figs. 2-4, is then $\hbar/E_0 \approx 10^{-14} \text{s} = 10 \text{fs}$. Hence, the dynamics of interest here are in the picosecond regime.

4 Conclusion We considered the dynamics of a strongly pinned DW in magnetic nanowire under short current pulses. For this purpose we derived the equation of motion for the polarization parameter of the DW. This equation includes longitudinal and transverse components of the spin torque. The essential point is that the time derivative of the transverse torque also acts on the DW, which makes it possible to enhance the effect by using rapidly changing, i.e. short, pulses. Our numerical calculations allow us to visualize the dynamics when one changes the parameters of damping, pinning and anisotropy. This fact points to the possibility of optimal control of DW motion in the spirit of Ref.[28]. For this purpose torque pulses, generated possibly with laser-induced current pulses, should be in the picosecond regime.

Acknowledgements This work is supported by the National Science Center in Poland as a research project in years 2011 – 2014, by the DFG contract BE 2161/5-1, and by the Graduate School of MAINZ (MATCOR).

References

- [1] C. H. Marrows, *Advances in Physics* **54**, 585 (2005).
- [2] A. Thiaville, Y. Nakatani, J. Miltat, and N. Vernier, *Journal of Applied Physics* **95**, 7049 (2004).
- [3] L. Berger, *Phys. Rev. B* **54**, 9353 (1996).
- [4] H. B. Braun and D. Loss, *Phys. Rev. B* **53**, 3237 (1996).

- [5] N. Sedlmayr, V. K. Dugaev, and J. Berakdar, Phys. Rev. B **79**, 174422 (2009); N. Sedlmayr, V. K. Dugaev, and J. Berakdar, Phys. Rev. B **83**, 174447 (2011).
- [6] N. Sedlmayr, V. K. Dugaev, M. Inglot, and J. Berakdar, *physica status solidi (RRL)* **5**, 450 (2011).
- [7] M. A. N. Araújo, V. K. Dugaev, V. R. Vieira, J. Berakdar, and J. Barnaś, Phys. Rev. B **74**, 224429 (2006).
- [8] V. K. Dugaev, J. Berakdar, and J. Barnaś, Phys. Rev. Lett. **96**, 047208 (2006).
- [9] Y. Tserkovnyak and M. Mecklenburg, Phys. Rev. B **77**, 134407 (2008).
- [10] L. D. Landau, E. M. Lifschitz, and L. P. Pitaevskii, *Electrodynamics of Continuous Media* (Butterworth-Heinemann, 2002).
- [11] A. P. Malozemoff, and J. C. Slonczewski, *Magnetic Domain Walls in Bubble Materials* (Academic, New York, 1979).
- [12] N. L. Schryer and L. R. Walker, *Journal of Applied Physics* **45**, 5406 (1974).
- [13] D. Bouzidi and H. Suhl, Phys. Rev. Lett. **65**, 2587 (1990).
- [14] S. Takagi and G. Tatara, Phys. Rev. B **54**, 9920 (1996).
- [15] J. C. Slonczewski, *Journal of Magnetism and Magnetic Materials* **159**, L1 (1996).
- [16] T. Gilbert, *IEEE Trans. Magn.* **40**, 3443 (2004).
- [17] G. Tatara and H. Kohno, Phys. Rev. Lett. **92**, 086601 (2004).
- [18] S. S. P. Parkin, M. Hayashi, and L. Thomas, *Science* **320**, 190 (2008).
- [19] L. Thomas, R. Moriya, C. Rettner, and S. S. Parkin, *Science* **330**, 1810 (2010).
- [20] A. Vanhaverbeke, A. Bischof, and R. Allenspach, Phys. Rev. Lett. **101**, 107202 (2008).
- [21] M. Kläui, *Physics* **1**, 17 (2008).
- [22] E. Martinez, L. Torres, and L. Lopez-Diaz, Phys. Rev. B **83**, 174444 (2011).
- [23] O. A. Tretiakov, Y. Liu, and A. Abanov, Phys. Rev. Lett. **108**, 247201 (2012).
- [24] A. Thiaville, J. M. Garcia, and J. Miltat, *Journal of Magnetism and Magnetic Materials* **242**, 1061 (2002).
- [25] A. Thiaville and Y. Nakatani, *Spin Dynamics in Confined Magnetic Structures III*, *Topics in Applied Physics* Vol. 101 (Springer-Verlag, Berlin, 2006).
- [26] L. Bocklage, *et al.*, Phys. Rev. Lett. **103**, 134433 (2009).
- [27] M. T. Johnson, P. J. H. Bloemen, F. J. A' den Broeder, and J. J. Vries, *Rep. Prog. Phys.* **59**, 1409 (1996).
- [28] A. Sukhov, and J. Berakdar, Phys. Rev. Lett. **79**, 197204 (2009).