

Indirect Evidence for Periodically-Modulated Superconductivity in Underdoped Cuprates

Zhijun Xu,^{1,*} C. Stock,^{2,†} Songxue Chi,^{2,‡} A. I. Kolesnikov,³ Guangyong Xu,¹ Genda Gu,¹ and J. M. Tranquada¹

¹*Condensed Matter Physics & Materials Science Department,
Brookhaven National Laboratory, Upton, NY 11973-5000, USA*

²*NIST Center for Neutron Research, National Institute of Standards and Technology, Gaithersburg, Maryland 20899, USA*

³*Chemical and Engineering Materials Division, Oak Ridge National Laboratory, Oak Ridge, Tennessee 37831, USA*

(Dated: December 3, 2024)

The role of antiferromagnetic spin correlations in high-temperature superconductors remains a matter of debate. We present inelastic neutron scattering evidence that gapless spin fluctuations coexist with superconductivity in $\text{La}_{1.905}\text{Ba}_{0.095}\text{CuO}_4$. Furthermore, we observe that both the low-energy magnetic spectral weight and the spin incommensurability are enhanced by the onset of superconducting correlations. We propose that the coexistence occurs through intertwining of spatial modulations of the pair wave function and the antiferromagnetic correlations. This proposal is also directly relevant to sufficiently underdoped $\text{La}_{2-x}\text{Sr}_x\text{CuO}_4$ and $\text{YBa}_2\text{Cu}_3\text{O}_{6+x}$.

It is commonly accepted that cuprate superconductors have a spatially-uniform d -wave pair wave function [1]. It has also become a paradigm that antiferromagnetic spin fluctuations are gapped in the superconducting state, with a pile up of excitations in the magnetic “resonance” peak above the gap [2–6]. A number of neutron scattering studies of underdoped $\text{La}_{2-x}\text{Sr}_x\text{CuO}_4$ have found evidence for incommensurate spin fluctuations that remain gapless at temperatures far below the superconducting transition temperature, T_c [7–10]. Theoretical analyses have tended to view such spin-density-wave correlations as soft fluctuations of an order that competes with spatially-uniform superconductivity [11] and that may be locally pinned by disorder [12]. As a consequence, researchers have ignored the majority of the low-energy spin response in such samples and have, instead, focused on small signal changes below T_c [8, 10].

In an alternative approach, the superconductivity and antiferromagnetism are both treated as spatially modulated and intimately intertwined [13]. Such a state, which variational calculations indicate to be energetically competitive with uniform superconductivity [14], has been invoked [15, 16] to explain the depression of superconducting order in certain stripe-ordered cuprates [17, 18]. While such behavior is fascinating on its own, it leaves open the question of whether a modulated pair wave function might be relevant to the case of a good bulk superconductor.

In this paper, we present neutron scattering measurements of the low-energy spin fluctuations in $\text{La}_{1.905}\text{Ba}_{0.095}\text{CuO}_4$, a bulk superconductor with $T_c = 32$ K. Rather than developing a spin gap on cooling below T_c , the lowest-energy excitations are actually enhanced. By putting the measurements on an absolute scale, we show that the strength of the spin response is comparable to that of spin waves in antiferromagnetic La_2CuO_4 . From this comparison, we conclude that there are large magnetic moments present [19] and that all parts of the sample must contribute to the signal, ruling out macro-

scopic phase separation. A previous optical conductivity study has shown that the superfluid density of this sample is consistent with the trend established for bulk superconductivity in all cuprate families in the form of Homes’ law [20]. It thus appears that there must be local coexistence of the spin fluctuations and superconductivity. This view is supported by changes in the low-energy magnetic spectral weight and incommensurability that correlate with the onset of superconductivity. Given the empirical observation that commensurate antiferromagnetism and superconductivity do not coexist, at least in single-layer cuprates [21], the best option to reconcile the new results is to have a superconducting state that is spatially modulated to minimize overlap with the amplitude-modulated antiferromagnetic correlations.

The single crystal of $\text{La}_{1.905}\text{Ba}_{0.095}\text{CuO}_4$ used here, a cylinder of size $\varnothing 8$ mm \times 35 mm and mass ~ 11 g, was grown by the floating-zone technique at Brookhaven [22]. Previous neutron scattering measurements provided evidence for weak charge and spin stripe order [23]. As the signal is averaged over the sample, so we cannot distinguish between uniformly weak order and macroscopic phase separation, such as occurs in oxygen-doped $\text{La}_{2-x}\text{Sr}_x\text{CuO}_4$ [24]. If there are regions of the sample that develop a spin gap at $T < T_c$, this should be apparent from measurements of the spin fluctuations.

The low-energy (1 to 6 meV) inelastic neutron scattering measurements were performed on the Multi-Axis Crystal Spectrometer (MACS)[25] at the NIST Center for Neutron Research (NCNR). We used a fixed final energy of 5 meV, with Be filters after the sample, and horizontal collimations of 100’-open-S-90’-open, where S = sample. The middle-energy (6 to 12 meV) data were collected on the triple-axis spectrometer BT-7 at NCNR [26]. There we used horizontal collimations of open-80’-S-50’-50’ with fixed final energy of 14.7 meV and two pyrolytic graphite filters after the sample. The high-energy (10 to 110 meV) experiments were performed on the SEQUOIA time-of-flight spectrometer at the Spalla-

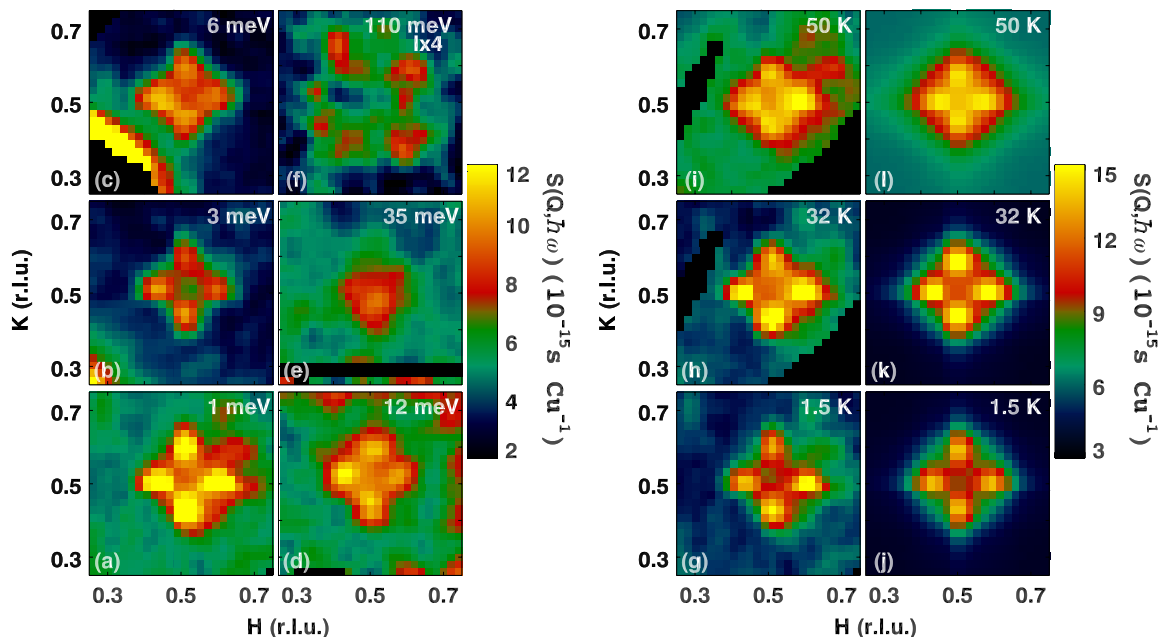


FIG. 1. (color online) Constant-energy slices through $S(\mathbf{Q}, \omega)$. On the left are measurements at $T \lesssim 5$ K for excitation energies (a) 1 meV, (b) 3 meV, (c) 6 meV, (d) 12 meV, (e) 35 meV, (f) 110 meV. On the right are measurements at $\hbar\omega = 1$ meV for temperatures of (g) 1.5 K, (h) 32 K, (i) 50 K, together with corresponding fits of symmetrically-positioned Gaussian peaks in (j)–(l). Data in (a)–(c) and (g)–(i) were obtained at the MACS spectrometer at NCNR; data in (d)–(f) were measured at SEQUOIA (SNS).

tion Neutron Source (SNS), Oak Ridge National Laboratory [27]. Incident energies of 50, 100, and 180 meV were used to measure excitations from 10–34 meV, 35–70 meV, and above 70 meV, respectively.

Constant energy slices through the dynamical structure factor $S(\mathbf{Q}, \omega)$ are shown in Fig. 1. The wave vectors \mathbf{Q} are specified in reciprocal lattice units (rlu), $(a^*, b^*, c^*) = (2\pi/a, 2\pi/b, 2\pi/c)$, where the lattice constants are $a \approx b = 3.79$ Å, and $c \approx 13.2$ Å. $S(\mathbf{Q}, \omega)$ is the Fourier transform of the spin-spin correlation function. To extract it from the measured scattering intensity, it was necessary to divide out the square of the magnetic form factor [28]. We used a recent determination of the Cu form factor that takes account of hybridization [29]. To put the scattering data in absolute units, the BT7 data were normalized to measurements of incoherent elastic scattering from the sample [28]. There the integration of the magnetic peaks was evaluated from scans along $(H, 0.5, 0)$, taking account of the calculated spectrometer resolution along K of 0.087 rlu. The SEQUOIA (MACS) data were cross normalized with the BT7 data through integrated magnetic peak intensities at 32 K and 10 meV (6 meV).

The constant-energy slices in Fig. 1(a)–(f) illustrate the dispersion of the magnetic excitations. At low energy, we see incommensurate peaks at positions $(0.5 \pm \delta, 0.5)$ and $(0.5, 0.5 \pm \delta)$. With increasing energy, they disperse inwards towards \mathbf{Q}_{AF} near 35 meV, and then out-

wards again at higher energies, following the common hour-glass dispersion [30]. From slices such as those in Fig. 1(g)–(i), one can see that the peak positions δ and widths κ (full width at half maximum) change with temperature. To parametrize the data, we have performed least-squares fitting with four symmetrically-positioned, normalized Gaussian peaks. We have expressed the amplitude in terms of the imaginary part of the dynamical spin susceptibility, given by [28]

$$\chi''(\mathbf{Q}, \omega) = g^2 \mu_B^2 \frac{\pi}{\hbar} (1 - e^{-\hbar\omega/k_B T}) S(\mathbf{Q}, \omega), \quad (1)$$

where $g \approx 2$ is the gyromagnetic factor. Since we use normalized Gaussians, the fitted amplitude parameter can be expressed in terms of the \mathbf{Q} -integrated local susceptibility, $\chi''(\omega)$, which, at low temperature, is essentially the magnetic spectral weight. Examples of fits are shown in Fig. 1(j)–(l); the results for the fitted parameters are summarized in Fig. 2.

Focusing on excitations below 10 meV, one can see in Fig. 2(a) that cooling leads to an enhancement of $\chi''(\omega)$ that saturates by T_c —except for $\hbar\omega < 3$ meV. At $T \leq 5$ K, $\chi''(\omega)$ exhibits a quasi-elastic peak associated with spin-stripe correlations [22]. For the quasi-elastic energies, there is also a temperature-dependent shift in the incommensurability δ , as shown in Fig. 2(b). Near T_c , we find $\delta \approx 0.075$ rlu, but at 5 K there is a substantial upward shift towards 0.09 for $\hbar\omega < 3$ meV.

A complementary picture is given by the temperature

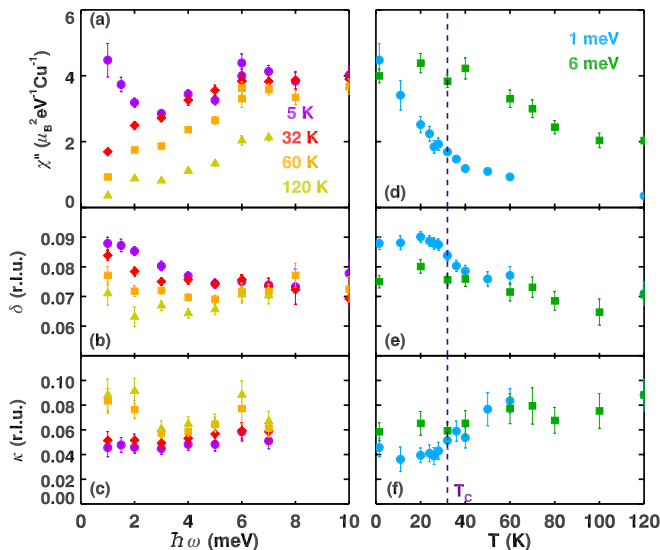


FIG. 2. (color online) Summary of fitted parameters: (a) $\chi''(\omega)$, (b) δ , and (c) κ vs. $\hbar\omega$, for temperatures of ≤ 5 K (violet circles), 32 K (red diamonds), 60 K (orange squares), 120 K (yellow triangles); (d) $\chi''(\omega)$, (e) δ , and (f) κ vs. T for energies of 1 meV (blue circles), 6 meV (green squares). Dashed line indicates $T_c = 32$ K.

dependence of δ for $\hbar\omega = 1$ meV, as shown in Fig. 2(e). The strong shift in δ begins slightly above T_c , at ~ 40 K, which corresponds with the onset of strong superconducting correlations [31]. The temperature-dependence of $\delta(1$ meV) below 40 K has an order-parameter-like character. This indicates that the period of the quasi-static spin-stripe correlations decreases as the superconducting order develops. The growth of $\chi''(1$ meV) also takes off below 40 K, and the line width κ decreases.

Figure 3 presents the results for $\chi''(\omega)$ over a broader energy range at select temperatures above, below, and at T_c . In optimally- and over-doped cuprates, the spin gap for $T < T_c$ is generally observed to be comparable to the superconducting gap Δ , with a resonance peak appearing at $E_r \approx 1.3\Delta$ [4, 32]. Measurements such as Andreev reflection indicate that $\Delta \approx 2.5k_B T_c$ [33, 34], yielding a prediction of $\Delta \approx 7$ meV for our sample, consistent with the gap measured on the Fermi arc by angle-resolved photoemission [35]. Correspondingly, one predicts $E_r \sim 9$ meV.

It is quite clear from Fig. 3 that there is no meaningful spin gap for $T < T_c$ on the predicted scale of 7 meV. While there is a depression of $\chi''(\omega)$ below 6 meV at T_c , it should be noted that χ'' must decrease to zero at $\hbar\omega = 0$. There is a definite enhancement of the signal below 3 meV at low temperature. Similarly, there is no obvious resonance feature. While $\chi''(\omega)$ does exhibit a peak near 18 meV, that peak is already present at 100 K, and there is no significant correlation between the peak intensity and the development of superconductivity. The

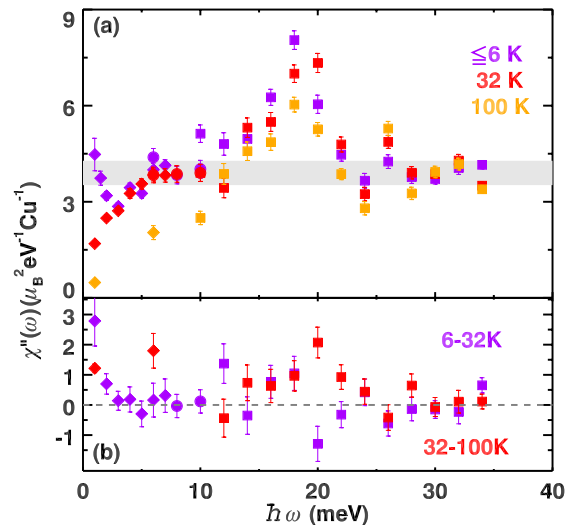


FIG. 3. (color online) (a) Wave-vector-integrated local susceptibility $\chi''(\omega)$ measured at temperatures of ≤ 6 K (violet), 32 K (red), and 100 K (orange). (b) Difference in $\chi''(\omega)$ between ~ 6 and 32 K (violet), and between 32 and 100 K (red). In (a) and (b), diamonds were measured on MACS (base $T = 1.5$ K); circles on BT7 (base $T = 5$ K); squares on SEQUOIA (base $T = 6$ K).

conclusion of an independent neutron scattering study is that the peak is a consequence of spin-phonon hybridization [36].

To put the absolute magnitude of $\chi''(\omega)$ in context, we can compare with the signal from spin waves in La_2CuO_4 [37, 38]. Using the results of spin-wave theory [39], we find that $\chi''(\omega) = (Z_\chi/J_{\text{eff}})\mu_B^2/\text{Cu}$, where $Z_\chi \approx 0.5$. From experiment, the value of the effective superexchange energy, J_{eff} , describing the low-energy dispersion is 128 meV [37, 38]. From this we obtain $\chi''(\omega) = 3.9\mu_B^2 \text{eV}^{-1} \text{Cu}^{-1}$, which is indicated by the gray bar in Fig. 3. It is strikingly similar to the magnetic spectral weight found for our sample of $\text{La}_{2-x}\text{Ba}_x\text{CuO}_4$ with $x = 0.095$. Given this comparison, we conclude that essentially all parts of the sample must contribute to the magnetic scattering. In combination with the evidence for bulk superconductivity [20], it appears inescapable that superconductivity and antiferromagnetic spin correlations must coexist locally.

From the perspective of competing orders [11], coexistence of superconductivity and spin-density-wave order (SDW) requires one or both these orders to be weak. While the true SDW order is weak in our sample, the presence of the strong magnetic spectral weight at energies far below the superconducting gap, together with the optical evidence for a substantial superfluid density, is problematic. Similarly, it would be difficult to rationalize the experimental observations in terms of disorder effects alone [12]. A different approach is necessary.

A way to reconcile the coexisting spin fluctuations and

superconductivity is to relax the expectation of spatial uniformity. We know from their incommensurability that the locally-antiferromagnetic spin correlations are spatially modulated with a period of roughly 9 lattice spacings. It is also possible for the pair-wave function to be spatially modulated and phase shifted so as to minimize overlap with the low-energy spin correlations. If the pair wave function is sinusoidally modulated with the same period as the spin correlations, so that its amplitude varies from positive to negative, then it represents a pair density wave (PDW) [13]; such a state has been proposed to explain the decoupling of superconducting layers in $\text{La}_{2-x}\text{Ba}_x\text{CuO}_4$ with $x = \frac{1}{8}$ and related systems [15, 16]. It is also possible to have the amplitude modulated but without a sign change, in which case it should have half the period of the spin correlations. Recent variational calculations applied to the t - J model have found that the energies of the PDW and the in-phase striped superconductor are very close, and both are competitive with the uniform d -wave state [14].

Previous studies [23, 31] have shown that application of a strong c -axis magnetic field to $\text{La}_{2-x}\text{Ba}_x\text{CuO}_4$ with $x = 0.095$ causes a decoupling of the superconducting layers in a manner consistent with the PDW scenario for the $x = \frac{1}{8}$ composition in zero field. Given that the PDW state is quite sensitive to disorder [13], the robust superconductivity found for $x = 0.095$ in zero field may favor an in-phase striped superconductor.

As already noted, gapless spin fluctuations have also been detected by neutron scattering in underdoped $\text{La}_{2-x}\text{Sr}_x\text{CuO}_4$ [7–10]. The gapless spin fluctuations are associated with the ability to induce or enhance elastic magnetic peaks with an applied magnetic field [40]. For superconducting samples with $0.06 < x < 0.10$, it has been concluded from muon spin rotation (μSR) studies that there is static, inhomogeneous magnetic order throughout the volume at $T < 1 \text{ K} \ll T_c$, with any non-magnetic regions being smaller in size than 20 \AA [41]. From the neutron measurements, we know that the low-energy spin correlations are incommensurate, so again it appears that a modulated superconducting state is likely.

Such effects are not limited to “214” cuprates. μSR measurements also indicate static magnetic fields in superconducting $\text{Y}_{1-x}\text{Ca}_x\text{Ba}_2\text{Cu}_3\text{O}_{6.02}$ for hole concentrations similar to those in $\text{La}_{2-x}\text{Sr}_x\text{CuO}_4$ [41]. Furthermore, neutron and μSR results for superconducting $\text{YBa}_2\text{Cu}_3\text{O}_{6+x}$ with hole concentrations $p \lesssim 0.08$ indicate coexisting gapless spin correlations [42–44]. More generally there have been theoretical and experimental papers proposing the relevance of a PDW state to understanding the pseudogap in cuprates such as $\text{YBa}_2\text{Cu}_3\text{O}_{6+x}$, especially at high magnetic field and low temperature [45, 46].

We have inferred for LBCO with $x = 0.095$ that intertwined antiferromagnetism and superconductivity develop together, like two faces of the same state. Even in

cases where no stripe order is present, a coherent combination of magnetism and superconductivity could be a common feature in the cuprates. At optimal doping and above, where the pair wave function is spatially uniform, it is favorable to gap out any residual spin fluctuations at $\hbar\omega < \Delta$. At lower doping, when strong low-energy spin-stripe correlations are present in the normal state, it may be too energetically costly to gap the spin excitations. Instead, it may be favorable to modulate the pair wave function to avoid the antiferromagnetic spin correlations by intertwining with them [13, 15]. This scenario is consistent with the idea that antiferromagnetism and superconductivity are closely associated [2, 47], but it suggests the need for a pairing mechanism [48] that goes beyond the conventional concept of “pairing glue” [2].

We are grateful for helpful comments from E. Fradkin, S. A. Kivelson, and T. M. Rice. Work at Brookhaven was supported by the Office of Basic Energy Sciences (BES), Division of Materials Sciences and Engineering, U.S. Department of Energy (DOE), through Contract No. DE-AC02-98CH10886. This work utilized facilities at the NCNR supported in part by the National Science Foundation under Agreement No. DMR-0944772. The experiments at ORNL’s SNS were sponsored by the Scientific User Facilities Division, BES, U.S. DOE.

-
- * Present address: Lawrence Berkeley National Lab, 1 Cyclotron Road, Berkeley, CA 94720
 - † Present address: School of Physics & Astronomy, The University of Edinburgh, James Clerk Maxwell Building, Mayfield Rd., Edinburgh EH9 3JZ, United Kingdom
 - ‡ Present address: Oak Ridge National Laboratory, Oak Ridge, Tennessee 37831, USA
- [1] C. C. Tsuei and J. R. Kirtley, *Rev. Mod. Phys.* **72**, 969 (2000).
 - [2] D. J. Scalapino, *Rev. Mod. Phys.* **84**, 1383 (2012).
 - [3] M. Eschrig, *Adv. Phys.* **55**, 47 (2006).
 - [4] G. Yu, Y. Li, E. M. Motoyama, and M. Greven, *Nat. Phys.* **5**, 873 (2009).
 - [5] J. Rossat-Mignod, L. P. Regnault, C. Vettier, P. Burlet, J. Y. Henry, and G. Lapertot, *Physica B* **169**, 58 (1991).
 - [6] H. A. Mook, M. Yethiraj, G. Aeppli, T. E. Mason, and T. Armstrong, *Phys. Rev. Lett.* **70**, 3490 (1993).
 - [7] C.-H. Lee, K. Yamada, Y. Endoh, G. Shirane, R. J. Birgeneau, M. A. Kastner, M. Greven, and Y.-J. Kim, *J. Phys. Soc. Jpn* **69**, 1170 (2000).
 - [8] J. Chang, A. P. Schnyder, R. Gilardi, H. M. Rønnow, S. Pailhes, N. B. Christensen, C. Niedermayer, D. F. McMorrow, A. Hiess, A. Stunault, M. Enderle, B. Lake, O. Sobolev, N. Momono, M. Oda, M. Ido, C. Mudry, and J. Mesot, *Phys. Rev. Lett.* **98**, 077004 (2007).
 - [9] O. J. Lipscombe, B. Vignolle, T. G. Perring, C. D. Frost, and S. M. Hayden, *Phys. Rev. Lett.* **102**, 167002 (2009).
 - [10] M. Kofu, H. Kimura, H. Ishida, T. Matsumura, and K. Hirota, *Phys. Rev. B* **79**, 184508 (2009).
 - [11] E. Demler, S. Sachdev, and Y. Zhang, *Phys. Rev. Lett.* **87**, 067202 (2001).

- [12] B. M. Andersen, S. Graser, and P. J. Hirschfeld, *Phys. Rev. Lett.* **105**, 147002 (2010).
- [13] E. Berg, E. Fradkin, S. A. Kivelson, and J. M. Tranquada, *New J. Phys.* **11**, 115004 (2009).
- [14] P. Corboz, T. M. Rice, and M. Troyer, “Competing states in the t - J model: uniform d -wave state versus stripe state,” arXiv:1402.2859.
- [15] A. Himeda, T. Kato, and M. Ogata, *Phys. Rev. Lett.* **88**, 117001 (2002).
- [16] E. Berg, E. Fradkin, E.-A. Kim, S. A. Kivelson, V. Oganesyan, J. M. Tranquada, and S. C. Zhang, *Phys. Rev. Lett.* **99**, 127003 (2007).
- [17] S. Tajima, T. Noda, H. Eisaki, and S. Uchida, *Phys. Rev. Lett.* **86**, 500 (2001).
- [18] Q. Li, M. Hücker, G. D. Gu, A. M. Tsvelik, and J. M. Tranquada, *Phys. Rev. Lett.* **99**, 067001 (2007).
- [19] M. Hücker, G. D. Gu, and J. M. Tranquada, *Phys. Rev. B* **78**, 214507 (2008).
- [20] C. C. Homes, M. Hücker, Q. Li, Z. J. Xu, J. S. Wen, G. D. Gu, and J. M. Tranquada, *Phys. Rev. B* **85**, 134510 (2012).
- [21] R. J. Birgeneau, C. Stock, J. M. Tranquada, and K. Yamada, *J. Phys. Soc. Jpn.* **75**, 111003 (2006).
- [22] M. Hücker, M. v. Zimmermann, G. D. Gu, Z. J. Xu, J. S. Wen, G. Xu, H. J. Kang, A. Zheludev, and J. M. Tranquada, *Phys. Rev. B* **83**, 104506 (2011).
- [23] J. Wen, Q. Jie, Q. Li, M. Hücker, M. v. Zimmermann, S. J. Han, Z. Xu, D. K. Singh, R. M. Konik, L. Zhang, G. Gu, and J. M. Tranquada, *Phys. Rev. B* **85**, 134513 (2012).
- [24] L. Udby, J. Larsen, N. B. Christensen, M. Boehm, C. Niedermayer, H. E. Mohottala, T. B. S. Jensen, R. Toft-Petersen, F. C. Chou, N. H. Andersen, K. Lefmann, and B. O. Wells, *Phys. Rev. Lett.* **111**, 227001 (2013).
- [25] J. A. Rodriguez, D. M. Adler, P. C. Brand, C. Broholm, J. C. Cook, C. Brocker, R. Hammond, Z. Huang, P. Hundertmark, J. W. Lynn, N. C. Maliszewskyj, J. Moyer, J. Orndorff, D. Pierce, T. D. Pike, G. Scharfstein, S. A. Smee, and R. Vilaseca, *Meas. Sci. Technol.* **19**, 034023 (2008).
- [26] J. W. Lynn, Y. Chen, S. Chang, Y. Zhao, S. Chi, W. R. II, B. G. Ueland, and R. W. Erwin, *J. Res. Nat. Inst. Stand. Technol.* **117**, 61 (2012).
- [27] G. E. Granroth, A. I. Kolesnikov, T. E. Sherline, J. P. Clancy, K. A. Ross, J. P. C. Ruff, B. D. Gaulin, and S. E. Nagler, *J. Phys. Conf. Ser.* **251**, 012058 (2010).
- [28] G. Xu, Z. Xu, and J. M. Tranquada, *Rev. Sci. Instrum.* **84**, 083906 (2013).
- [29] A. C. Walters, T. G. Perring, J.-S. Caux, A. T. Savici, G. D. Gu, C.-C. Lee, W. Ku, and I. A. Zaliznyak, *Nat. Phys.* **5**, 867 (2009).
- [30] M. Fujita, H. Hiraka, M. Matsuda, M. Matsuura, J. M. Tranquada, S. Wakimoto, G. Xu, and K. Yamada, *J. Phys. Soc. Jpn.* **81**, 011007 (2012).
- [31] Z. Stegen, S. J. Han, J. Wu, A. K. Pramanik, M. Hücker, G. Gu, Q. Li, J. H. Park, G. S. Boebinger, and J. M. Tranquada, *Phys. Rev. B* **87**, 064509 (2013).
- [32] Y. Sidis, S. Pailhès, B. Keimer, C. Ulrich, and L. P. Regnault, *Phys. Stat. Sol. (b)* **241**, 1204 (2004).
- [33] G. Deutscher, *Nature* **397**, 410 (1999).
- [34] R. Gonnelli, A. Calzolari, D. Daghero, L. Natale, G. Ummarino, V. Stepanov, and M. Ferretti, *Eur. Phys. J. B* **22**, 411 (2001).
- [35] R.-H. He, K. Tanaka, S.-K. Mo, T. Sasagawa, M. Fujita, T. Adachi, N. Mannella, K. Yamada, Y. Koike, Z. Husain, and Z.-X. Shen, *Nat. Phys.* **5**, 119 (2009).
- [36] J. Wagman, J. Carlo, G. V. Gastel, M. Stone, J. Niedziela, G. Granroth, A. Kolesnikov, L. DeBeer-Schmitt, A. Savici, Z. Yamani, Z. Tun, Y. Zhao, A. Kallin, E. Mazurek, H. Dabkowska, and B. Gaulin, “Doping Dependence of Spin and Phonon Hybridization in $\text{La}_{2x}\text{Ba}_x\text{CuO}_4$,” <http://meetings.aps.org/link/BAPS.2014.MAR.Y52.6>.
- [37] R. Coldea, S. M. Hayden, G. Aeppli, T. G. Perring, C. D. Frost, T. E. Mason, S.-W. Cheong, and Z. Fisk, *Phys. Rev. Lett.* **86**, 5377 (2001).
- [38] N. S. Headings, S. M. Hayden, R. Coldea, and T. G. Perring, *Phys. Rev. Lett.* **105**, 247001 (2010).
- [39] E. Manousakis, *Rev. Mod. Phys.* **63**, 1 (1991).
- [40] B. Lake, H. M. Rønnow, N. B. Christensen, G. Aeppli, K. Lefmann, D. F. McMorrow, P. Vorderwisch, P. Smeibidl, N. Mangkorntong, T. Sasagawa, M. Nohara, H. Takagi, and T. E. Mason, *Nature* **415**, 299 (2002).
- [41] C. Niedermayer, C. Bernhard, T. Blasius, A. Golnik, A. Moodenbaugh, and J. I. Budnick, *Phys. Rev. Lett.* **80**, 3843 (1998).
- [42] V. Hinkov, D. Haug, B. Fauqué, P. Bourges, Y. Sidis, A. Ivanov, C. Bernhard, C. T. Lin, and B. Keimer, *Science* **319**, 597 (2008).
- [43] C. Stock, W. J. L. Buyers, Z. Yamani, Z. Tun, R. J. Birgeneau, R. Liang, D. Bonn, and W. N. Hardy, *Phys. Rev. B* **77**, 104513 (2008).
- [44] D. Haug, V. Hinkov, Y. Sidis, P. Bourges, N. B. Christensen, A. Ivanov, T. Keller, C. T. Lin, and B. Keimer, *New J. Phys.* **12**, 105006 (2010).
- [45] P. A. Lee, “Amperean pairing and the pseudogap phase of cuprate superconductors,” arXiv:1401.0519.
- [46] F. Yu, M. Hirschberger, T. Loew, G. Li, B. J. Lawson, T. Asaba, J. B. Kemper, T. Liang, J. Porras, G. S. Boebinger, J. Singleton, B. Keimer, L. Li, and N. P. Ong, “Diamagnetic response in under-doped $\text{YBa}_2\text{Cu}_3\text{O}_{6.6}$ in high magnetic fields,” arXiv:1402.7371 (2014).
- [47] M. R. Norman, *Science* **332**, 196 (2011).
- [48] V. J. Emery, S. A. Kivelson, and O. Zachar, *Phys. Rev. B* **56**, 6120 (1997).