

# Theory of intersecting loops on a torus

**J. E. Nelson and R. F. Picken**

Dipartimento di Fisica, Sezione Teorica, Università degli Studi di Torino  
and INFN, Sezione di Torino  
via Pietro Giuria 1, 10125 Torino, Italy  
nelson@to.infn.it

Departamento de Matemática and CAMGSD  
- Centro de Análise Matemática, Geometria e Sistemas Dinâmicos  
Instituto Superior Técnico, Universidade de Lisboa  
Avenida Rovisco Pais, 1049-001 Lisboa, Portugal  
rpicken@math.ist.utl.pt

## Abstract

We continue our investigation into intersections of closed paths on a torus, to further our understanding of the commutator algebra of Wilson loop observables in  $2+1$  quantum gravity, when the cosmological constant is negative. We give a concise review of previous results, e.g. that signed area phases relate observables assigned to homotopic loops, and present new developments in this theory of intersecting loops on a torus. We state precise rules to be applied at intersections of both straight and crooked/rerouted paths in the covering space  $\mathbb{R}^2$ . Two concrete examples of combinations of different rules are presented.

## 1 Introduction

Quantum gravity in  $2 + 1$  spacetime dimensions can be understood as a Chern-Simons theory, with structure group depending on the cosmological constant  $\Lambda$  [1, 2]. Our interest arose from an approach started by Regge and one of us [3, 4] based on quantizing the algebra of Wilson loops (traced holonomies) when the spatial manifold is a Riemann surface and  $\Lambda < 0$ . In this case the gauge group is  $SO(2, 2)$  or its spinor group is  $SL(2, \mathbb{R}) \otimes SL(2, \mathbb{R})$ . The corresponding Poisson algebra, which is subsequently quantized, determines the bracket between two Wilson loops, through their intersections, thus making contact with the Goldman Poisson bracket [5] for loops on a surface. For a general genus surface including punctures, i.e. with boundary, one approach [6] constructs these observables as the lengths of closed geodesics on a Riemann surface, using the Teichmüller space coordinates and the graph technique of Penner [7] and Fock [8]. A partial comparison between these two approaches was outlined in [9]. Another approach, combinatorial quantization, parametrizes holonomies assigned to the edges of a fixed graph on the surface, to get a finite-dimensional phase space with a non-linear constraint, which is then quantized using  $r$ -matrix methods [10]-[12].

When  $\Lambda < 0$  and the spatial manifold is a torus  $\mathbb{T}^2$ , in a series of articles [13] - [17] the present authors used piecewise linear (PL) paths in the covering space  $\mathbb{R}^2$  to represent loops on the torus. The corresponding quantum holonomies are represented by pairs of  $SL(2, \mathbb{R})$  matrices with non-commuting components, in the sense that components of matrices representing different holonomies i.e. arising from non-homotopic loops, may not commute. The holonomies arise from a quantum connection with constant non-commuting components, following [18]. This leads to the associated quantum curvature being non-zero to order  $\hbar$  [17].

The traces of these quantum holonomies satisfy commutators, considered as a quantum version of the Goldman bracket i.e. the Poisson brackets of observables for  $2 + 1$  gravity [13] - [16]. In this approach the number of loop homotopy classes is not fixed, and indeed the quantum connection distinguishes the holonomy even along homotopic loops. Nonetheless, it is possible to get a consistent quantization picture amongst this collection of Wilson variables for different loops.

Integrating over closed paths (loops) on the torus, non-commuting quantum connections  $\hat{A}$  give rise to quantum holonomies  $\hat{U}$ , represented by  $SL(2, \mathbb{R})$  quantum matrices, one for each holonomy (i.e. we only consider

one matrix from each pair. The others can be treated similarly):

$$(1) \quad \hat{U}_i = \exp \int_{\gamma_i} \hat{A}, \quad i = 1, 2,$$

where the cycles  $\gamma_i$ ,  $i = 1, 2$  that generate the fundamental group  $\pi_1(\mathbb{T}^2)$  satisfy

$$(2) \quad \gamma_1 \cdot \gamma_2 \cdot \gamma_1^{-1} \cdot \gamma_2^{-1} = \mathbb{I}.$$

The non-commutativity of the quantum connections  $\hat{A}$  implies, from (1) the non-commutativity of the holonomies  $\hat{U}_i$ , since the quantum matrices that represent them satisfy *by both matrix and operator multiplication*, the  $q$ -commutation relation (see e.g. [17])

$$(3) \quad \hat{U}_1 \hat{U}_2 = q \hat{U}_2 \hat{U}_1,$$

where the  $q$  parameter<sup>1</sup> is  $q = \exp(-\frac{ih\sqrt{-\Lambda}}{4})$  i.e. the matrices  $\hat{U}_1, \hat{U}_2$  form a matrix-valued Weyl pair. Relation (3) is a special case of an area phase relation discussed in Section 2.2.

An alternative expression of equation (3) is

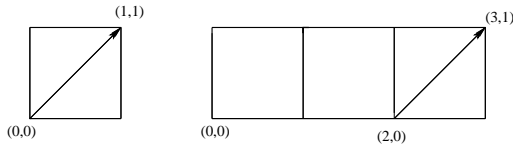
$$(4) \quad \hat{U}_1 \hat{U}_2 \hat{U}_1^{-1} \hat{U}_2^{-1} = q$$

and it is clear that equation (4) can be understood as a  $q$ -deformed representation of equation (2).

The plan of the paper is as follows. In Section 2 we review some interesting features of the quantum geometry that has emerged. These are the representation of loops on the torus by PL paths between integer points in  $\mathbb{R}^2$  and signed area phases which relate the quantum matrices assigned to homotopic loops. In Section 3 intersections and reroutings, and two quantizations of the Poisson bracket between paths are described: the ‘direct’ quantization and the ‘refined’ quantization. We also discuss the quantum nature of intersections (expressed as commutators) of straight paths (i.e. straight in  $\mathbb{R}^2$ ) and ‘crooked’ paths (those resulting from previous reroutings). Section 4 is completely new. We describe some new features of the theory of intersecting loops on a torus, and give precise rules to be applied at intersections of both straight and crooked paths which guarantee the reproduction of the corresponding straight - straight path result. We present two concrete examples of combinations of different rules. In Section 5 we present our conclusions.

---

<sup>1</sup>Note that in  $q$  the exponent of  $\exp$  is dimensionless, when all physical constants are taken into account.



**Figure 1.** The path from  $O = (0, 0)$  to  $(1, 1)$  and the path from  $(2, 0)$  to  $(3, 1)$  represent the same loop on the torus.

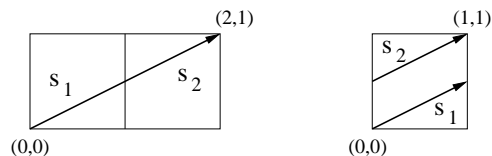
## 2 Piecewise linear paths and quantum holonomy matrices

### 2.1 Piecewise linear paths

We will identify loops (closed paths) on the torus  $\mathbb{T}^2 = \mathbb{R}^2/\mathbb{Z}^2$  with paths on its covering space  $\mathbb{R}^2$ , i.e. we represent all loops on the torus by PL paths on  $\mathbb{R}^2$  between integer points  $(m, n) \in \mathbb{Z}^2$ . All these integer points are identified, and correspond to the same point on the torus. A path in  $\mathbb{R}^2$  representing a loop on the torus can therefore be replaced by any parallel path starting at a different integer point, e.g. the path from  $O = (0, 0)$  to  $(1, 1)$  represents the same loop as the path from  $(2, 0)$  to  $(3, 1)$ , as shown in Figure 1.

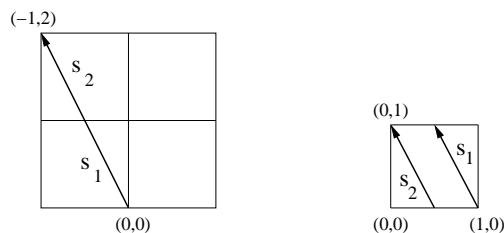
A natural subclass of paths in  $\mathbb{R}^2$  are those straight paths denoted  $p = (m, n)$  that start at the origin  $O = (0, 0)$  and end at an integer point  $(m, n) \in \mathbb{Z}^2$ . They generalise the cycles  $\gamma_1, \gamma_2$  (corresponding to the paths  $(1, 0)$  and  $(0, 1)$  respectively). When the path  $(m, n)$  is a multiple of another integer path, i.e.  $(m, n) = c(m', n')$ , where  $m, n, c, m', n'$  are all integers, with  $c \geq 2$ , we say it is *reducible*. Otherwise it is irreducible.

The identification between loops on the torus  $\mathbb{T}^2 = \mathbb{R}^2/\mathbb{Z}^2$  and PL paths in  $\mathbb{R}^2$  can be further understood by considering the concept of fundamental reduction. In [15] we introduced this concept in order to better study the intersections between paths  $p_1$  and  $p_2$ . It consists of reducing one or more paths to a fundamental domain of  $\mathbb{R}^2$ , namely the unit square with vertices  $(0, 0), (1, 0)$  and  $(1, 1), (0, 1)$ , as follows: a path that passes through more than one cell (a unit square in  $\mathbb{R}^2$ ) consists of ordered segments, each of which passes through only one cell. The fundamental reduction is obtained by superimposing each of these cells, in the order of the segments, on the fundamental domain (the square, or cell, with vertices  $(0, 0), (1, 0)$  and  $(1, 1), (0, 1)$ ). In this fundamental domain the left and right edges should be identified, and similarly for the top and bottom edges.



**Figure 2.** The path  $(2, 1)$  and its fundamental reduction.

Two examples of fundamental reduction for straight paths are shown in Figures 2 and 3. Figure 2 shows a straight path in the first quadrant, namely the path  $(2, 1)$ , with its two segments labelled  $s_1$  and  $s_2$  (in that order), and its reduction to the fundamental domain, whereas Figure 3 shows a straight path in the second quadrant, namely  $(-1, 2)$ , and its two segments  $s_1$  and  $s_2$  (in that order). Note that, when fundamentally reduced, this path starts at  $(1, 0)$  (not the origin  $O = (0, 0)$ ) and ends at  $(0, 1)$ . This is because its first cell does not coincide with the fundamental domain, and the same is true for non-reduced paths which start in all quadrants except the first.



**Figure 3.** The path  $(-1, 2)$  and its fundamental reduction.

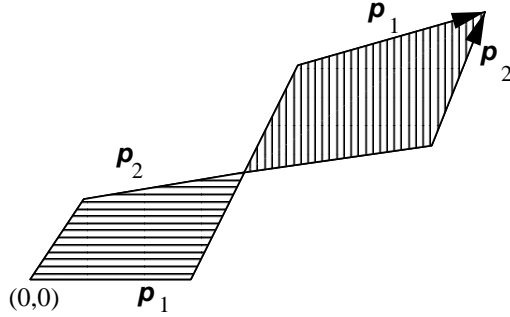
It is important that in the fundamental domain diagrams (the diagrams on the right) of Figures 2 and 3 the left and right edges should be identified, and similarly for the top and bottom edges, i.e. these diagrams depict a loop on the torus.

## 2.2 Quantum holonomy matrices and signed area

As in (1) a quantum matrix is assigned to any straight path  $(m,n)$  by

$$(5) \quad \hat{U}_{(m,n)} = \exp \int_{(m,n)} \hat{A}$$

and this clearly extends straightforwardly to any PL path between integer points by assigning a quantum matrix to each linear segment of the path, as in (5), and multiplying the matrices in the same order as the segments along



**Figure 4.** The signed area between  $p_1$  and  $p_2$  is the area of the horizontally shaded region minus the area of the vertically shaded region.

the path. This prescription obviously coincides with the general relation:

$$(6) \quad p \rightarrow \hat{U}_p = P \exp \int_p \hat{A}.$$

where  $P$  denotes path-ordering.

In the covering space  $\mathbb{R}^2$ , two homotopic loops on the torus are represented by two PL paths on the plane,  $p_1, p_2$ , with the same integer starting point and the same integer endpoint. It was shown in [15] that the following relationship holds for the respective quantum matrices:

$$(7) \quad \hat{U}_{p_1} = q^{S(p_1, p_2)} \hat{U}_{p_2},$$

where  $S(p_1, p_2)$  denotes the signed area enclosed between the paths  $p_1$  and  $p_2$ . Equation (7) generalises equation (3), for which  $S(p_1, p_2)$  is the area of the square with vertices  $(0, 0)$ ,  $(0, 1)$ ,  $(1, 0)$  and  $(1, 1)$ , i.e. 1. For the general case, the signed area between two PL paths is defined as follows: for any finite region  $R$  enclosed by  $p_1$  and  $p_2$ , if the boundary of  $R$  consists of oriented segments of  $p_1$  and  $p_2^{-1}$  (the path  $p_2$  followed in the opposite direction), and is globally oriented in the positive (anticlockwise), or negative (clockwise) sense, this gives a contribution of  $+\text{area}(R)$ , or  $-\text{area}(R)$  respectively, to the signed sum  $S(p_1, p_2)$  (otherwise the contribution is zero). See Figure 4.

As remarked in [17], the signed area phases are highly suggestive of an underlying geometry with (abelian) surface transports, together with the more conventional parallel transports along paths - see the discussion on 2 - dimensional holonomy in [19]. For this we need two Lie groups,  $G$  and  $E$  (related to each other to form a crossed module of groups), and connection 1 - and 2 - forms with values in the Lie algebras of  $G$  and  $E$  respectively. The

1 - form connection should obviously be  $\hat{A}$ , and the natural candidate for the connection 2 - form is the non-vanishing quantum curvature 2 - form of  $\hat{A}$  (see [17]). Since we are dealing with quantum forms, the geometric theory of [19] cannot be applied directly, but it certainly requires investigation.

### 3 Intersecting paths and commutators

That Wilson loops associated to intersecting paths on surfaces have non-zero Poisson brackets was noted in [4]. These are related to the Goldman bracket [5] for the traces  $T(\gamma) = \text{tr } U_\gamma$ ,  $U_\gamma \in SL(2, \mathbb{R})$ , defined on homotopy classes of loops on a surface

$$(8) \quad \{T(\gamma_1), T(\gamma_2)\} = \sum_{I \in \gamma_1 \# \gamma_2} \epsilon(\gamma_1, \gamma_2, I)(T(\gamma_1 I \gamma_2) - T(\gamma_1 I \gamma_2^{-1})).$$

Here  $\gamma_1 \# \gamma_2$  denotes the set of transversal intersection points of  $\gamma_1$  and  $\gamma_2$ , i.e. their tangent directions at their intersection point  $I$  do not coincide. The intersection number of  $\gamma_1$  and  $\gamma_2$  at  $I$  is denoted  $\epsilon(\gamma_1, \gamma_2, I)$ , and  $\gamma_1 I \gamma_2$ ,  $\gamma_1 I \gamma_2^{-1}$  are the loops rerouted at  $I$  along  $\gamma_2$  or  $\gamma_2^{-1}$ . We call them positive and negative reroutings, respectively. In this article we only discuss the positive reroutings, the negative reroutings can be treated similarly. See below for a more detailed description of reroutings.

Using the PL description of Section 2.1, for straight paths  $p_1 = (m, n)$  and  $p_2 = (s, t)$  this takes the form:

$$(9) \quad \{T(m, n), T(s, t)\} = (mt - ns)(T(m + s, n + t) - T(m - s, n - t)).$$

Here  $mt - ns$  is the total intersection number (see (12)). In [15] it was shown that the Wilson loops  $\hat{T}(p)$  satisfy:

$$(10) \quad [\hat{T}(m, n), \hat{T}(s, t)] = (q^{\frac{mt-ns}{2}} - q^{-\frac{mt-ns}{2}}) (\hat{T}(m + s, n + t) - \hat{T}(m - s, n - t))$$

i.e. a direct quantization of (9), with the total intersection number  $mt - ns$  replaced by a quantum total intersection number (the first factor on the right hand side (r.h.s.) of (10)).

A refined but equivalent quantization was also obtained in [15], where each rerouting appears as a separate term, and the relative area phases of these different but homotopic reroutings are taken into account:

$$(11) \quad [\hat{T}(p_1), \hat{T}(p_2)] = \sum_{I \in p_1 \# p_2} (q^{\epsilon(p_1, p_2, I)} - 1) \hat{T}(p_1 I p_2) + (q^{-\epsilon(p_1, p_2, I)} - 1) \hat{T}(p_1 I p_2^{-1})$$

which quantizes the bracket (8) (with loops  $\gamma$  substituted by paths  $p$ ) by replacing the intersection numbers  $\epsilon(p_1, p_2, I)$  by quantum intersection numbers  $(q^{\epsilon(p_1, p_2, I)} - 1)$ .

Note that in (11) paths which are *rerouted* at the intersection points  $I$  appear on the r.h.s. There are a number of important features of reroutings which derive from intersections, which we briefly summarize.

The intersection number between two paths  $p_1$  and  $p_2$ , corresponding to loops on the torus, at an intersection point  $I$ , is defined to be (for single, not multiple, intersections)  $+1$  if the angle between the tangent vector of  $p_1$  at  $S$  and the tangent vector of  $p_2$  at  $S$  is between  $0$  and  $180$  degrees, and  $-1$  if it is between  $180$  and  $360$  degrees.

A rerouted path is denoted  $p_1 I p_2$ , or  $p_1 I p_2^{-1}$ , and is the path that follows  $p_1$  as far as the intersection point  $I$ , then follows  $p_2$  (or the inverse loop  $p_2^{-1}$ ) from  $I$  back to  $I$ , and finally proceeds along  $p_1$  from  $I$  back to the starting point of  $p_1$ . This can be thought of as ‘inserting’ the path  $p_2$  or  $p_2^{-1}$  into the path  $p_1$  at the intersection point  $I$ . Note that the point  $I$  may occur at the origin of  $\mathbb{R}^2$ , in which case we follow  $p_2$  straight away.

Here we shall work directly in  $\mathbb{R}^2$ . Even though all integer points are the same when projected down to the torus, a very clear picture of where the intersection point  $R$  is located along both paths is obtained by fixing  $p_1$  and parallel translating  $p_2$  to start at a new integer point, denoted  $\alpha$ , in such a way that it intersects  $p_1$  at  $R$ , as shown in Figure 5. The path  $p_2$ , inserted into  $p_1$ , may be straight (the left figure of Figure 5) or crooked (the right figure).

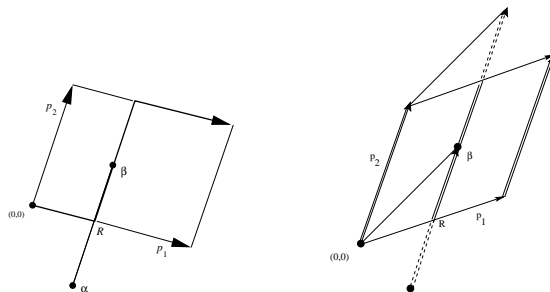
It is therefore clear why intersections occur and how they give rise to reroutings, i.e. for an intersection to occur, it is necessary that either  $p_2^\alpha$  (the path  $p_2$  parallel translated to start at  $\alpha$ ) intersects  $p_1$  in a point  $R$  (which may be the origin, but not the endpoint of  $p_1$ ), or equivalently, the endpoint  $\beta$  is such that the appropriate  $p_2^\alpha$  ending in  $\beta$  intersects  $p_1$  in a point  $R$  as before.

When  $p_2$  is straight, the possible starting points  $\alpha$  are the integer points lying in a ‘pre - parallelogram’ shown in Figure 6, and the total intersection number (counting multiplicities) is therefore

$$(12) \quad \epsilon(p_1, p_2) = \det(p_1, p_2).$$

i.e. in geometric terms, the area of the parallelogram or the pre - parallelogram. This is also guaranteed by Pick’s theorem [20] for the area  $A(P)$  of





**Figure 5.** The parallelogram with edges  $p_1$  and  $p_2$ , and the rerouting  $p_1Rp_2$  displayed as dark segments. The segment between integer points  $\alpha$  and  $\beta$  is a parallel copy of  $p_2$ , translated from starting at the origin to starting at  $\alpha$ ; the grid of all other integer points is not displayed. The figure on the right shows an analogous situation with a crooked  $p_2$  represented by a double line.

a planar polygon  $P$  with vertices at integer points of the plane

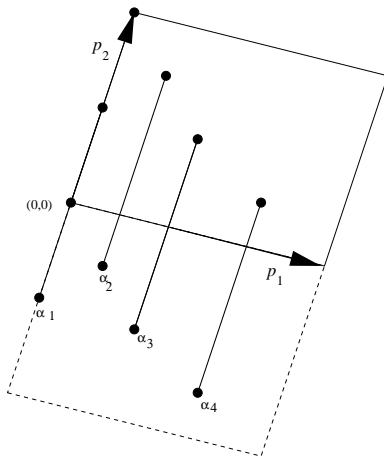
$$(13) \quad A(P) = I(P) + \frac{B(P)}{2} - 1.$$

where  $I(P)$  is the number of interior integer points and  $B(P)$  is the number of boundary integer points, i.e.  $A(P)$  is the number of integer starting points  $\alpha$  in the pre - parallelogram, or equivalently the number of integer end points  $\beta$  in the parallelogram.

When the second path  $p_2$  in the rerouting  $p_1Rp_2$  is crooked, and the first path  $p_1$  is straight, as on the r.h.s. of Figure 5, unexpected extra phases occur, i.e. there is a discrepancy when the inserted path is crooked. In [17] we derived a formula for the relative phase of such reroutings compared to the ‘first’ rerouting, i.e. the rerouting that occurs straight away at the origin (the origin is always an intersection point for any two paths). The result is that the signed area, or relative phase, between the rerouting  $p_1Rp_2$  and the rerouting at the origin  $p_1Op_2$  is

$$(14) \quad S(p_1Rp_2, p_1Op_2) = \det(\beta, \overline{p_2})$$

where  $\beta$  is the integer endpoint associated to the intersection point  $R$ , and  $\overline{p_2}$  denotes the integer endpoint of  $p_2$ . Note that in (14) we could equally well use the integer starting point  $\alpha$  instead of  $\beta$ , since  $\beta - \alpha = \overline{p_2}$ . This will be a key result for Section 4.3.



**Figure 6.** The parallelogram and pre - parallelogram (dashed line) for  $p_1$  and  $p_2$ , showing some of the integer points (black dots) and the corresponding parallel - translated copies of  $p_2$ .

#### 4 Extending the refined bracket to general loops

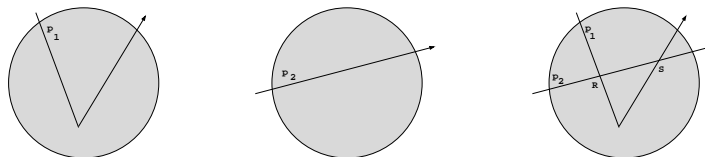
In [17] the refined formula for the Goldman bracket (11) was shown to be equivalent to the direct quantization (10), but only for straight paths on the l.h.s., whereas on the r.h.s. the terms correspond to crooked or rerouted paths, as mentioned in Section 3. Here we show how the refined formula can be extended to crooked paths  $p_1$ ,  $p_2$  on the l.h.s., in a way that is consistent with the area phases.

Having crooked paths in the bracket brings in new features, e.g. the intersection points between the paths  $p_1$  and  $p_2$  need not all have the same intersection number, unlike in the case of two straight paths. Also, it could happen that an intersection occurs at a point where a crooked path changes direction. Finally intersections between  $p_1$  and parallel translated copies of  $p_2$  may occur which would not be there if the paths were replaced by their straightened versions  $\overline{p}_i$ . These new situations should be handled by introducing additional rules which we now discuss.

##### 4.1 Rule one - the V-intersection rule

When part of the path  $p_2$  is straight but part of the path  $p_1$  is V-shaped, it can happen that two oppositely signed single intersections at points  $R$  and  $S$

occur, as shown in Figure 7. Clearly the contributions from the reroutings at  $R$  and  $S$  should cancel, since the path  $p_2$  could be deformed to avoid intersecting with  $p_1$ . However, when analyzing the corresponding reroutings (see Figure 8) it is seen that they have zero relative area phase. Although the intersections have opposite sign, the two rerouting terms cannot cancel, since, in the refined Goldman bracket formula (11), the overall factor on the r.h.s. is  $(q - 1) + (q^{-1} - 1) \neq 0$ . An identical argument shows that the cancellation also fails to occur when the two paths are interchanged, i.e.  $p_1$  is straight and  $p_2$  is V-shaped. To achieve this cancellation extra rules need to be applied. There may be several ways of addressing this issue - we have chosen one possible approach.



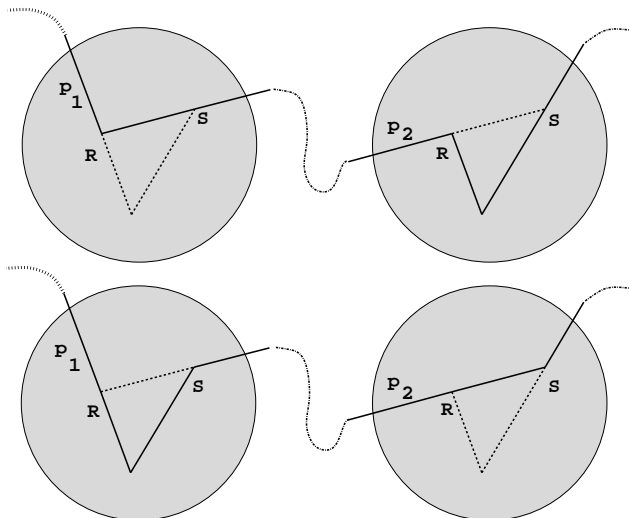
**Figure 7.** The V-intersection rule - the paths are shown in a shaded region of the plane, first separately and then together. One of the paths  $p_1$  is crooked and intersects the straight path  $p_2$  at two points  $R$  and  $S$  with opposite intersection numbers.

The V-intersection rule is defined as follows.

If the total intersection number  $\epsilon(\overline{p_1}, \overline{p_2})$  is positive, an extra factor  $q$  should be inserted into the term for the negative rerouting, i.e. the overall factor for that rerouting,  $(q^{-1} - 1)$ , is to be replaced by  $q(q^{-1} - 1) = -(q - 1)$ . In this way this contribution will cancel with that of the positive rerouting, since  $(q - 1) + q(q^{-1} - 1) = 0$ . This can be thought of as replacing  $(q^{-1} - 1)$  with  $-(q - 1)$ , i.e. changing the ‘incorrect’ location of the negative intersection number in the exponent of  $q$  to the ‘correct’ location, i.e. as an overall sign multiplying the positive intersection number.

Similarly, if the total intersection number  $\epsilon(\overline{p_1}, \overline{p_2})$  is negative, then an extra factor  $q^{-1}$  should be inserted into the term for the ‘incorrect’ positive rerouting, replacing  $(q - 1)$  with  $-(q^{-1} - 1)$ , or, again, changing the ‘incorrect’ location of the intersection number in the exponent of  $q$  to the ‘correct’ location, and changing the overall sign.

If the total intersection number  $\epsilon(\overline{p_1}, \overline{p_2})$  is zero, then the contributions must cancel in pairs, and for each pair, either of the  $R$  and  $S$  reroutings (but only one of them) should be adjusted with the above rules.



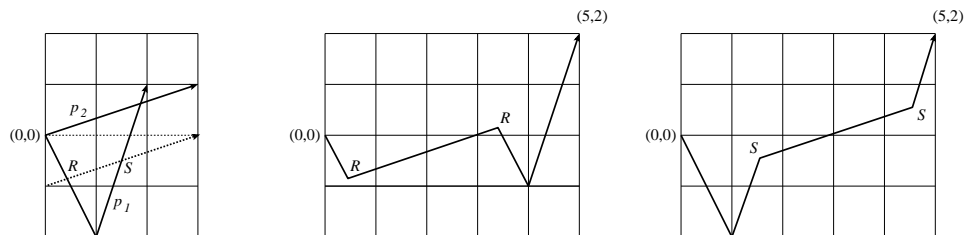
**Figure 8.** The V-intersection rule - the relative phase between the two rerouting terms  $p_1Rp_2$  and  $p_1Sp_2$  resulting from Figure 7 is zero, since the reroutings only differ in the position of one triangle, indicated by dotted lines, inside the shaded regions. The dashed lines outside the shaded regions represent the remainder of the paths  $p_1$  and  $p_2$ .

As an example, take the  $p_1$  of Figure 8 to be V-shaped, starting at the origin  $(0, 0)$ , passing through the point  $(1, -2)$ , and ending at  $(2, 1)$  (i.e.  $p_1$  is homotopic to the straight path  $(2, 1)$ ), whereas  $p_2$  is straight,  $p_2 = (3, 1)$  (see the left figure in Figure 9). Their total intersection number  $\epsilon(\overline{p_1}, \overline{p_2})$  is  $-1$ , which would correspond to a single intersection at the origin if the paths were straight. Because  $p_1$  is crooked, extra artificial intersections appear, e.g. parallel translating  $p_2$  to start at  $(0, -1)$  we get intersections at  $R$  (intersection number  $+1$ ) and at  $S$  (intersection number  $-1$ ), giving rise to two rerouted paths which both end at the point  $(5, 2)$ . They are shown in Figure 9. Because the overall intersection number is negative, the  $R$  rerouting term should be adjusted with an extra factor  $q^{-1}$ .

Explicitly, applying the refined formula (11) in this example gives

$$[\hat{T}(p_1), \hat{T}(p_2)] = q^{-1}(q-1)\hat{T}(p_1Rp_2) + (q^{-1}-1)\hat{T}(p_1Sp_2) + \dots$$

where the dots indicate the remaining positive rerouting terms and all the negative rerouting terms. Indeed the first two terms on the r.h.s. cancel as they should, due to the extra factor  $q^{-1}$  in the first term coming from the V-intersection rule.



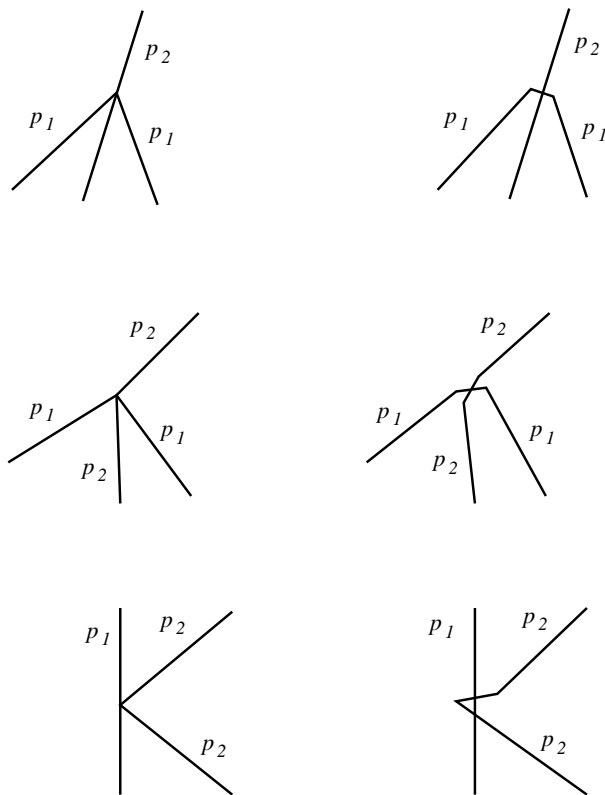
**Figure 9.** The V-intersection rule - the paths  $p_1$  and  $p_2$  and the two reroutings  $p_1Rp_2$  and  $p_1Sp_2$ .

### 4.2 Rule two - the regularization rule

Intersections at points where one or both paths change direction precisely at those points are ambiguous, since there is no longer a well-defined tangent direction at the intersection point for one or both paths - see the three examples on the left in Figure 10. This may also occur when the intersection point is the origin, and the direction of the path at its endpoint does not coincide with its direction at the starting point, i.e. the origin (an example is the intersection at the origin of the paths in Figure 9 of Section 4.1, another example will be discussed in Example 1, Section 4.4). The regularization rule consists in replacing the point where the path (or paths) changes direction with a small line segment, extending a distance  $\epsilon$  to either side of the point, and adjusting the directions of the incoming and outgoing segments slightly in accordance with this replacement - see the three examples of regularization on the right in Figure 10. Note that the third example in Figure 10 is unlike the other two in that the original, single intersection is replaced by two intersections, with opposite intersection number. An example of this type is the intersection point  $U$  of Example 1, Section 4.4 where we will show that the two rerouting terms that arise cancel due to the V-intersection rule.

The direction of the small line segment, or segments, should be chosen so that the intersection with the other path is transversal. The effect of the insertion of  $\epsilon$  segments is to remove the ambiguity at the intersection points. After analyzing the intersections and reroutings using the regularized paths, the answer is given by the limit  $\epsilon \rightarrow 0$ .

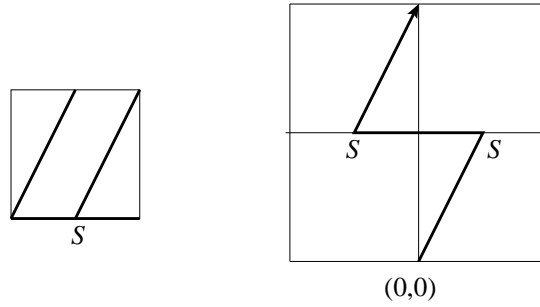
An example of this rule is as follows: take  $p_1$  to be the crooked path  $p_1 = (1, 2)S(-1, 0)$  (obtained by rerouting the straight path  $(1, 2)$  along the straight path  $(-1, 0)$  at the intersection point  $S$  as shown on the r.h.s. of Figure 11), i.e.  $p_1$  is homotopic to  $(0, 2)$ , and take  $p_2$  to be the straight path  $p_2 = (3, 2)$ . The overall intersection number is  $\epsilon(\overline{p_1}, p_2) = -6$ , and



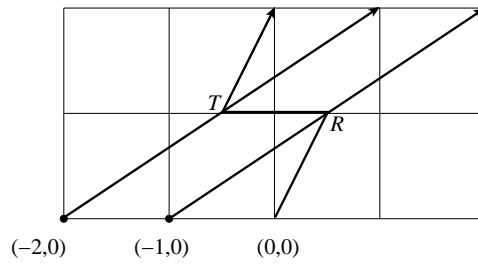
**Figure 10.** The regularization rule - the intersection point occurs where a crooked path (or paths) changes direction. The small line segments inserted in the figures on the right extend a distance  $\epsilon$  to either side.

corresponds to 6 integer starting points for parallel-translated copies of  $p_2$  in the straight - straight pre - parallelogram, i.e. that formed by  $\overline{p_1} = (0, 2)$  and  $\overline{p_2} = p_2 = (3, 2)$  (not shown), namely with vertices at  $-\overline{p_2}$ ,  $-\overline{p_2} + \overline{p_1}$ ,  $\overline{p_1}$  and the origin  $O$ .

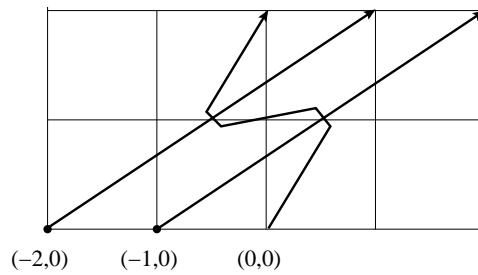
In Figure 12 two of these integer starting points are indicated by black dots, They are the points  $(-1, 0)$  and  $(-2, 0)$ , and correspond to intersections at  $R$  and  $T$  respectively. At these points  $R$  and  $T$  the crooked path  $p_1$  changes direction (see the first example of Figure 10) and also intersects the parallel copies of  $p_2$  which start at  $(-1, 0)$  and  $(-2, 0)$ . Therefore  $p_1$  should be regularized at these intersections. At the remaining four intersection points  $p_1$  does not change direction so no regularization is needed.



**Figure 11.** The regularization rule - the path  $p_1 = (1, 2)S(-1, 0)$ .

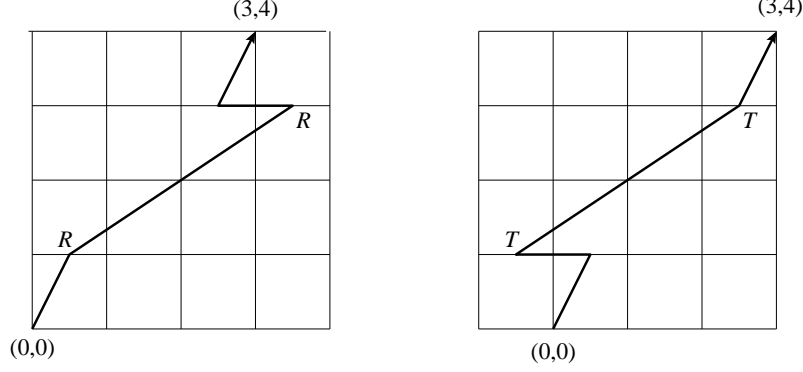


**Figure 12.** The regularization rule - intersections between  $p_1$  and  $p_2 = (3, 2)$  at points  $R$  and  $T$  where  $p_1$  changes direction.



**Figure 13.** The regularization rule - Figure 12 but with  $p_1$  regularized. This gives transversal intersections.

Figure 13 shows the path  $p_1$  regularized at  $R$  and  $T$ , with small segments of length  $\epsilon$  inserted on either side of the intersections, to make them transversal. Figure 14 displays the reroutings  $p_1Rp_2$  and  $p_1Tp_2$  in the limit  $\epsilon \rightarrow 0$ .



**Figure 14.** The regularization rule - the reroutings  $p_1 R p_2$  and  $p_1 T p_2$ .

Combining these rerouting terms with the four terms from the other intersections, we find an expression for the (positive rerouting terms of the) commutator of  $\hat{T}(p_1)$  and  $\hat{T}(p_2)$  that is consistent with the commutator of  $\hat{T}(\overline{p_1})$  and  $\hat{T}(\overline{p_2}) = \hat{T}(p_2)$ . We illustrate this statement in the case of the intersection point  $R$ . The commutators should be equal, i.e.

$$(15) \quad [\hat{T}(p_1), \hat{T}(p_2)] = [\hat{T}(\overline{p_1}), \hat{T}(p_2)]$$

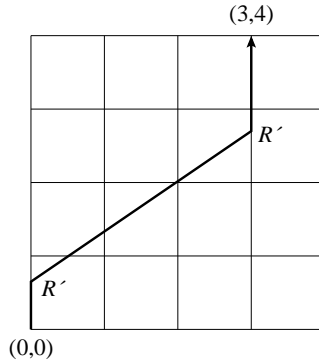
since the relative area phase between  $p_1$  and  $\overline{p_1} = (0, 2)$  is clearly zero from Figure 11. From the regularization rule as applied in Figure 13, the intersection number  $\epsilon(p_1, p_2, R)$  is  $-1$  which coincides with  $\epsilon(\overline{p_1}, p_2, R')$ , where  $R'$  is the intersection point corresponding to the integer starting point  $(-1, 0)$  in the pre - parallelogram. The rerouting  $\overline{p_1} R' p_2$  is shown in Figure 15. We check that the positive rerouting terms in (11), corresponding to  $R$  and  $R'$  respectively, are in agreement with (15), i.e. equal. Indeed, as shown in Figure 16, the relative area phase for these two reroutings is zero, since the sum of the horizontally shaded areas is clearly equal to the vertically shaded area.

Therefore

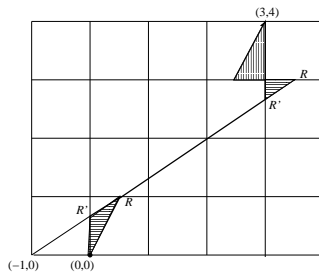
$$(16) \quad (q^{\epsilon(p_1, p_2, R)} - 1) \hat{T}(p_1 R p_2) = (q^{\epsilon(\overline{p_1}, p_2, R')} - 1) \hat{T}(\overline{p_1} R' p_2).$$

A similar reasoning applies to the intersection point  $T$  and to the remaining four intersection points which need no regularization.





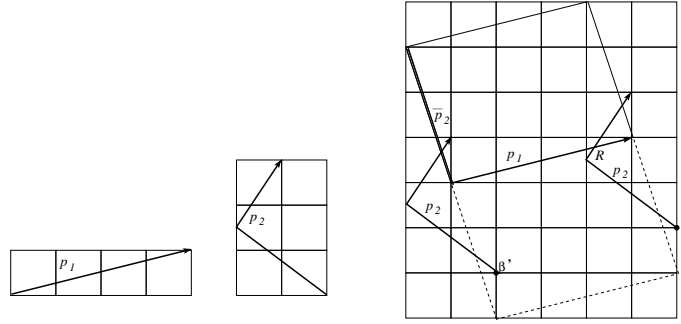
**Figure 15.** The regularization rule - the path  $\overline{p_1}R'p_2$  i.e. rerouting at  $R'$ .



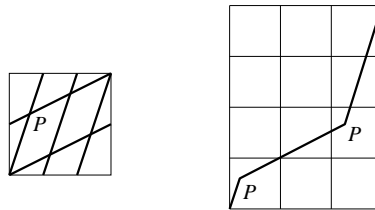
**Figure 16.** The regularization rule - the relative area phase for  $p_1Rp_2$  and  $\overline{p_1}R'p_2$  is zero.

### 4.3 Rule three - the missing rule

The final rule, called the missing rule, occurs if we parallel-translate  $p_2$  to start at an integer point  $\beta'$  inside the pre - parallelogram for the straightened paths  $\overline{p_1}$  and  $\overline{p_2}$ , and then find that it does not intersect (i.e. misses) the first path  $p_1$ . An example is shown in Figure 17, where  $p_1$  is straight and  $p_2$  is crooked. Note that although  $p_2$  is V-shaped the missing rule rule should not be confused with the V-intersection rule, which concerns the cancelling of reroutings from pairs of oppositely-signed intersections. Translating  $p_2$  to start at the integer point  $\beta'$ , lying inside the pre - parallelogram for the straightened paths  $\overline{p_1} = p_1$  and  $\overline{p_2}$  (dotted lines), it does not intersect  $p_1$ . Hence the usual analysis of intersections and reroutings does not apply. In such circumstances we apply a ‘missing rule’, i.e. add an integer multiple of  $\overline{p_1}$  to  $\beta'$  to get a new integer starting point  $\beta$ , outside the pre - parallelogram, such that the parallel-translated copy of  $p_2$  starting at  $\beta$  does intersect  $p_1$ . In



**Figure 17.** The missing rule - illustration.



**Figure 18.** The missing rule - the fundamental reduction of straight paths (1,3) and (2,1) and the rerouting  $p_2 = (1,3)P(2,1)$ .

Figure 17 this is achieved by choosing  $\beta = \beta' + p_1$ . The resulting intersection point is denoted by  $R$ .

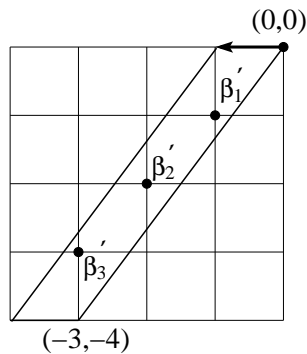
In such cases the term corresponding to the rerouting of  $p_1$  along  $p_2$  at the intersection point  $R$  is given an adjustment factor:

$$(17) \quad q^{\det(\beta' - \beta, \overline{p_2})}$$

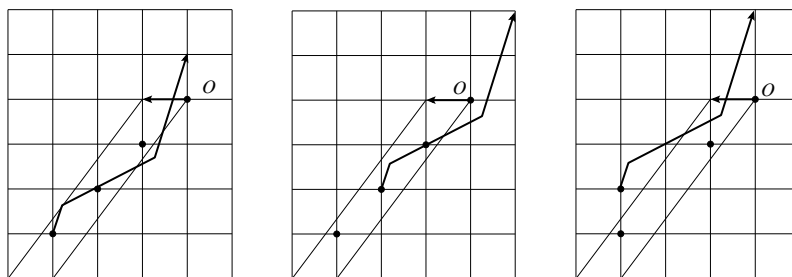
to compensate for the fact that its area phase relative to the “normal” rerouted paths has been altered, where “normal” refers to those rerouted paths which arise from a parallel copy of  $p_2$  with starting point inside the straight - straight pre - parallelogram.

For example, consider the two paths  $p_1 = (-1,0)$  (straight) and  $p_2 = (1,3)P(2,1)$ , a crooked path obtained by rerouting (1,3) along (2,1) at the intersection point  $P$  - see Figure 18.

The straightened path  $\overline{p_2}$  is (3,4) and the total intersection number between  $p_1$  and  $p_2$  is  $\det(p_1, \overline{p_2}) = -4$ . Figure 19 shows the straight - straight pre - parallelogram (namely that with clockwise vertices  $-\overline{p_2}$ ,  $-\overline{p_2} + \overline{p_1}$ ,  $\overline{p_1}$



**Figure 19.** The missing rule - the straight - straight pre - parallelogram for  $p_1 = (-1, 0)$  and  $\overline{p_2} = (3, 4)$ .



**Figure 20.** The missing rule - Figure 19 with parallel-translated copies of  $p_2$  starting at  $(-3, -3)$ ,  $(-2, -2)$  and  $(-3, -2)$  respectively.

and the origin  $O = (0, 0)$ ). There are four integer starting points, namely the origin  $O = (0, 0) = \beta'_O$ ,  $\beta'_1 = (-1, -1)$ ,  $\beta'_2 = (-2, -2)$  and  $\beta'_3 = (-3, -3)$ .

Parallel translating  $p_2$  to start at these integer points we find that in three cases, namely starting points  $O = \beta'_O$ ,  $\beta'_1$  and  $\beta'_3$ , we get an intersection with  $p_1$ . See for instance the figure on the left of Figure 20 for the starting point  $\beta'_3$  - the other two starting points have the same property. However in one case, namely starting point  $\beta'_2 = (-2, -2)$ , there is no intersection between the parallel-translated copy of  $p_2$  starting at  $\beta'_2$  and  $p_1$  (see the central figure of Figure 20). Applying the missing rule we take the new starting point to be  $\beta_2 = (-3, -2) = p_1 + \beta'_2$ , as shown in the r.h.s. figure of Figure 20, and compensate by multiplying the corresponding rerouting by the factor (17) where  $\beta'_2 - \beta_2 = -p_1 = (1, 0)$  and  $\overline{p_2} = (3, 4)$ , i.e.  $\det(\beta'_2 - \beta_2, \overline{p_2}) = 4$ , and the compensating factor is  $q^4$ .

We now illustrate how the missing rule gives a result consistent with the straight - straight result for this example. The area phase for  $p_2$  relative to  $\overline{p_2}$  is

$$S(p_2, \overline{p_2}) = S((p_2, (3, 4))) = 3/2,$$

as may be seen by using as an intermediary the polygonal path  $p_3$  going in straight segments from  $(0, 0)$  to  $(1, 3)$  to  $(3, 4)$ :

$$S(p_2, p_3) = 4, \quad S(p_3, (3, 4)) = -(2 + \frac{3}{2} - 1) = -5/2,$$

where we used Pick's formula (13) in the second equation. Then we can use the unrefined formula (10) to calculate the commutator:

$$\begin{aligned} (\hat{T}(p_1), \hat{T}(p_2)) &= q^{3/2} [\hat{T}(-1, 0), \hat{T}(3, 4)] \\ (18) \quad &= q^{3/2} (q^{-2} - q^2) (\hat{T}(2, 4) - \hat{T}(4, 4)). \end{aligned}$$

We show how one can recover the positive rerouting term in (18) from the refined formula (11) together with the missing rule:

$$\begin{aligned} &\sum_{I \in p_1 \# p_2} (q^{\epsilon(p_1, p_2, I)} - 1) \hat{T}(p_1 I p_2) \\ &= (q^{-1} - 1) \hat{T}(p_1 O p_2) \left( 1 + q^{\det(\beta'_1, \overline{p_2})} + q^4 \cdot q^{\det(\beta_2, \overline{p_2})} + q^{\det(\beta'_3, \overline{p_2})} \right) \\ &= (q^{-1} - 1) \hat{T}(p_1 O p_2) (1 + q^{-1} + q^{-2} + q^{-3}) \\ &= (q^{-4} - 1) \hat{T}(p_1 O p_2) \\ (19) \quad &= q^{3/2} q^2 (q^{-4} - 1) \hat{T}(2, 4) = q^{3/2} (q^{-2} - q^2) \hat{T}(2, 4). \end{aligned}$$

In the first equality of (19) we have used the signed area equation (14) to relate three rerouting terms to the rerouting term at the origin  $\hat{T}(p_1 O p_2)$ . The adjustment factor from the missing rule appears as a multiplier in the 3rd term. The passage from  $\hat{T}(p_1 O p_2)$  to  $\hat{T}(2, 4)$  (the last line of (19)) comes from

$$\hat{T}(p_1 O p_2) = q^{3/2} \hat{T}(p_1 O \overline{p_2}) = q^{3/2} q^2 \hat{T}(2, 4)$$

where  $p_1 O \overline{p_2}$  is the polygonal path rerouted at the origin, i.e. straight segments from  $(0, 0)$  to  $(3, 4)$  to  $(2, 4)$ , or  $\overline{p_2} = (3, 4)$  followed by  $p_1 = (-1, 0)$ .

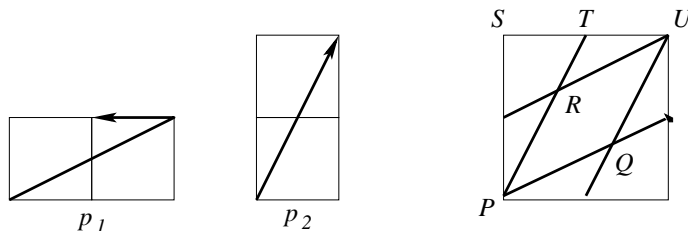
#### 4.4 Two examples of combinations of rules

##### Example 1.

This example requires both the V-intersection rule and the regularization rule. Take  $p_1$  to be the crooked polygonal line connecting  $(0, 0)$ ,  $(2, 1)$  and

(1, 1) in that order, and  $p_2$  to be the straight path  $p_2 = (1, 2)$ . Their total intersection number is +1, although from Figure 21 (the two paths and the reduced paths in a fundamental domain) it appears that there are 6 intersection points. Clearly 5 of these are *artificial*, since  $p_1$  is crooked, and their contributions must cancel. This is possible, since after regularization there are six artificial intersection points (see the third example in Figure 10), and they cancel in pairs.

The pair  $R$  and  $T$  will cancel due to the V-intersection rule, without regularization, and the pair  $Q$  and  $S$  will cancel, again due to the V-intersection rule, but after regularization. The intersection point  $U$  is a case where the regularization rule must be applied as in the third example of Figure 10. After regularization, there are actually two intersection points, denoted  $U_1$  and  $U_2$ , between the regularized path  $p_1$  and  $p_2$ , and the corresponding rerouting terms cancel when applying the V-intersection rule, The remaining intersection at  $P$  must be regularized. We now proceed to analyse these statements in more detail.

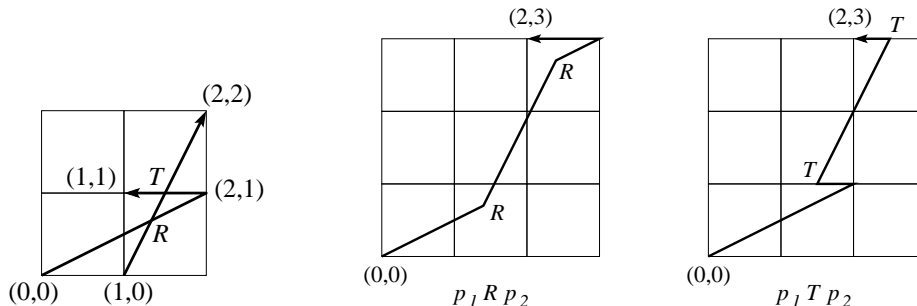


**Figure 21.** Example 1: the two paths and the reduced paths in a fundamental domain.

The pair  $R$  and  $T$  - the intersection points  $R$  (intersection number +1) and  $T$  (intersection number -1) form a pair since one can consider them as arising artificially from shifting  $p_2$  to start at the point (1, 0), and end at the point (2, 2), as shown on the left in Figure 22. There we have also displayed the corresponding reroutings  $p_1Rp_2$  and  $p_1Tp_2$ , and clearly they have relative signed area, namely zero, with respect to each other, or equivalently, they have the same relative signed area, namely 2, with respect to the straight reference path with endpoint at (2, 3).

The V-intersection rule must be applied to  $\hat{T}(p_1Tp_2)$ , giving an extra factor  $q$ , since it has the wrong sign with respect to the total intersection number. The two terms corresponding to  $R$  and  $T$  in the refined bracket  $[\hat{T}(p_1), \hat{T}(p_2)]$  then indeed cancel,

$$(q - 1)\hat{T}(p_1Rp_2) + q(q^{-1} - 1)\hat{T}(p_1Tp_2) = ((q - 1) + (1 - q))q^2\hat{T}(2, 3) = 0.$$



**Figure 22.** Example 1: the V-intersection rule 1 is applied.

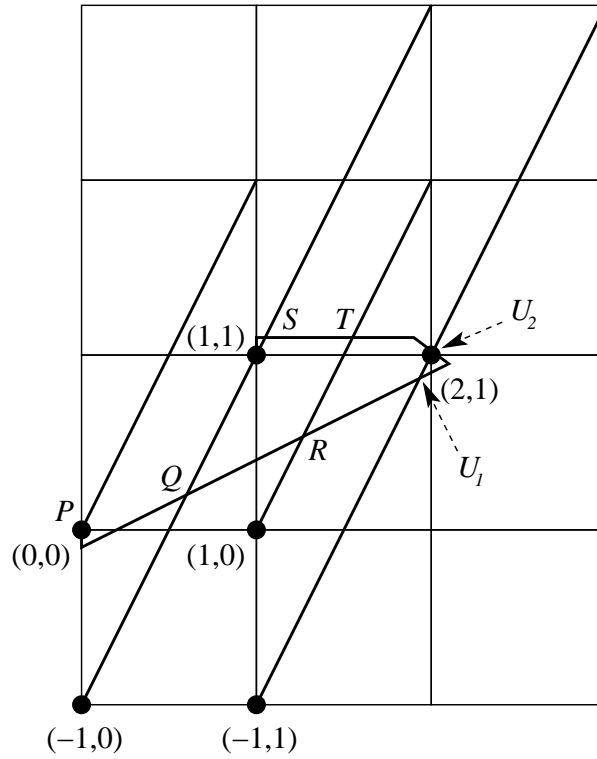
The  $P$  intersection at the origin is an intersection point, but  $p_1$  changes direction there since the directions at its starting and endpoints do not coincide: the tangent vector at its starting point is  $(2, 1)$  and at its endpoint the tangent vector is  $(-1, 0)$ . It should be regularized. We therefore insert a small line segment in the path  $p_1$  at the origin, and look at the intersections - see Figure 23. The four dots are integer starting points for the parallel-translated copies of  $p_2$ . The origin is the starting point for the intersection at  $P$  (and is also  $P$  itself),  $(1, 0)$  is the starting point for the intersections at  $R$  and  $T$ ,  $(0, -1)$  is the starting point for the intersection at  $Q$ , and  $(1, 1)$  is the starting point for the intersection at  $S$ .

The  $Q$  and  $S$  intersections also cancel, in the limit  $\epsilon \rightarrow 0$ . This should be clear from Figure 24, where again we invoke the V-intersection rule.

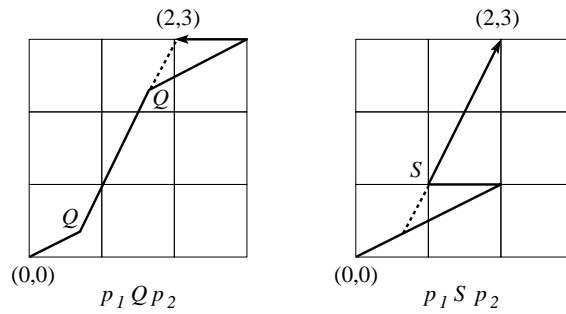
The intersection at  $U$  is more subtle since the path  $p_1$  also changes direction there (see Figure 21), so we should apply the regularization rule. It is shown in Figure 23 that this leads to two intersections, denoted  $U_1$  and  $U_2$ , with opposite intersection numbers. When applying the V-intersection rule, the corresponding reroutings (not shown) cancel, since they are equal apart from the intersection number factor and the adjustment factor which comes from applying the V-intersection rule.

Thus the refined bracket  $[\hat{T}(p_1), \hat{T}(p_2)]$  gives just one remaining term (for the positive rerouting terms) namely  $\hat{T}(p_1 P p_2)$ , shown in Figure 25. This is correct, since the relative signed area compared to the rerouted path which would have arisen if we had used  $\overline{p_1} = (1, 1)$  and  $p_2$ , also shown in Figure 25, is exactly the same as the relative signed area relating  $p_1$  and the straightened  $\overline{p_1}$  (namely  $q^{1/2}$  in both cases). In summary, the refined bracket calculation for this example gives:

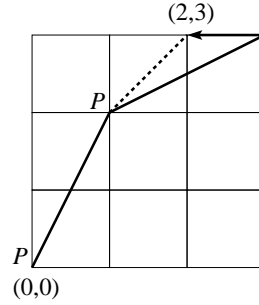
$$[\hat{T}(p_1), \hat{T}(p_2)] = (q - 1)\hat{T}(p_1 P p_2) = q^{1/2}(q - 1)\hat{T}(\overline{p_1} P p_2)$$



**Figure 23.** Example 1: the regularization rule is applied to the path  $p_1$  (crooked) at the points  $(0,0)$  and  $(2,1)$ , and the parallel-translated copies of  $p_2$  (straight), with starting points indicated by black dots, give rise to intersections.



**Figure 24.** Example 1: the reroutings  $p_1 Q p_2$  and  $p_1 S p_2$  have relative area phase zero, since they only differ in the position of the triangle indicated by the dotted lines.



**Figure 25.** Example 1: the rerouting  $p_1 P p_2$  shown as a solid line and the rerouting  $\overline{p_1} P p_2$ , which goes from the origin to (1, 2), then follows the dashed line to (2, 3).

after the cancelling of six terms, which is consistent with the straight path result:

$$[\hat{T}(\overline{p_1}), \hat{T}(p_2)] = (q - 1) \hat{T}(\overline{p_1} P p_2)$$

since  $\hat{T}(\overline{p_1}) = q^{1/2} \hat{T}(p_1)$ .

**Example 2.**

This example requires both the regularization rule and the missing rule. Take  $p_1$  to be  $p_1 = (2, 1)$ , i.e. straight, and  $p_2$  the crooked polygonal path from (0, 0) to (-2, 1) to (-1, 2). Their total intersection number is +5.

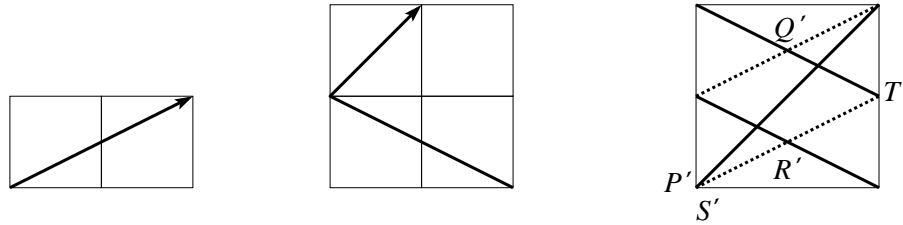
Figure 26 shows the paths  $p_1$  and  $p_2$  (crooked) and their 5 intersection points,  $P', Q', R', S',$  and  $T'$ , found by reducing to a fundamental domain. The intersection points  $P'$  and  $S'$  are both indicated at the bottom left-hand corner, since they both occur at the starting point of  $p_1$  (but at two different points of  $p_2$  - see Figures 29 and 30 where the parallel transported copies of  $p_2$  are displayed).

Figure 27 shows the five positive reroutings which arise from these intersections.

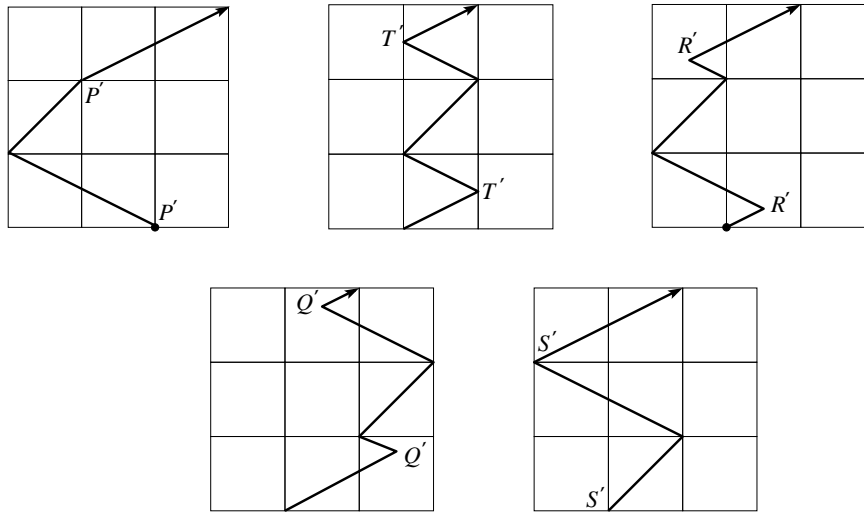
Figure 28 shows the pre - parallelogram for  $p_1$  and the straightened path  $\overline{p_2} = (-1, 2)$ . The 5 intersection points,  $P, Q, R, S,$  and  $T$ , correspond to 5 integer starting points for parallel translated copies of  $\overline{p_2}$  (parallel transported to start at integer points inside the pre - parallelogram.)

We now analyse the intersections between  $p_1$  and  $p_2$  using parallel - translated copies of  $p_2$  starting at different integer points.





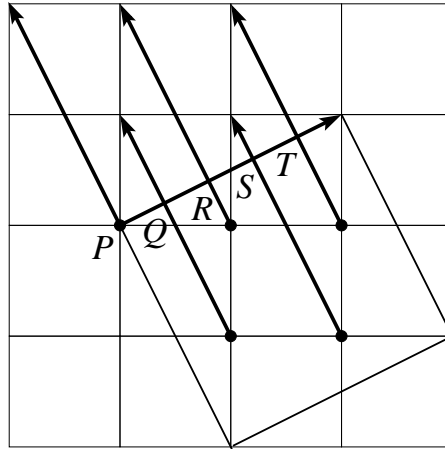
**Figure 26.** Example 2: the paths  $p_1$  and  $p_2$ , and their intersections ( $p_1$  dotted,  $p_2$  solid) in a fundamental domain.



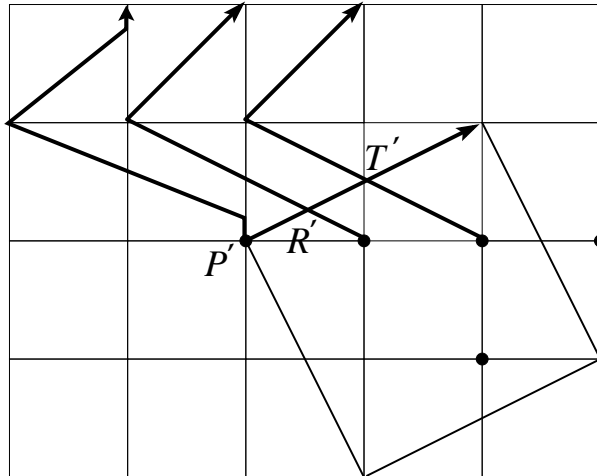
**Figure 27.** Example 2: the five positive reroutings arising from the intersections between  $p_1$  and  $p_2$ .

For three of the intersections, namely  $P'$ ,  $R'$  and  $T'$ , the integer starting points coincide with starting points in the straight - straight pre - parallelogram of Figure 28, and  $R'$  and  $T'$  are transversal intersection points. However  $p_2$  has a different direction departing from and arriving at the intersection point  $P'$ , so there the regularization rule needs to be applied - see Figure 29.

For the intersection  $S'$ , the integer starting point also coincides with a starting point in the straight - straight pre - parallelogram of Figure 28, but the intersection with  $p_1$  is no longer transversal. This is because  $S'$  is at the vertex of  $p_2$ , i.e. where  $p_2$  changes direction. Therefore the tangent direction of  $p_2$ , and also the intersection number, are not well-defined there



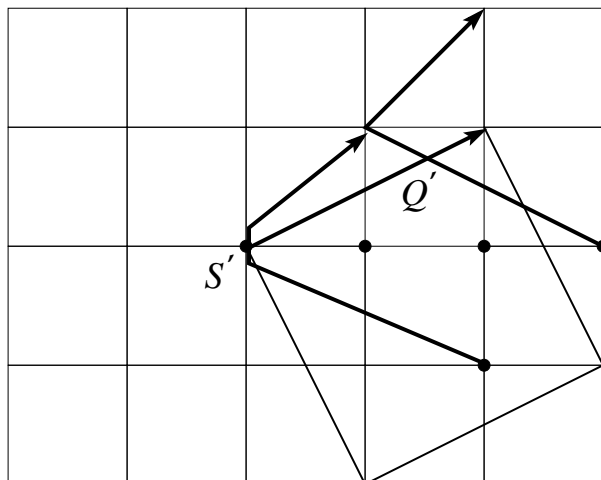
**Figure 28.** Example 2: the pre - parallelogram for  $p_1$  and  $\overline{p_2}$ .



**Figure 29.** Example 2: The intersections  $P'$ ,  $R'$  and  $T'$  between  $p_1$  and  $p_2$  and the corresponding parallel-translated copies of  $p_2$ .

(see Figure 30). Again the regularization rule should be applied, as is done in that Figure.

The intersection point  $Q'$  is an instance where we must apply the missing rule, since when  $p_2$  is parallel-translated to the fifth integer point in the straight - straight pre - parallelogram of Figure 28, it fails to intersect  $p_1$ .



**Figure 30.** Example 2: The intersections  $S'$  and  $Q'$  between  $p_1$  and  $p_2$  and the corresponding parallel-tranlated copies of  $p_2$ .

Figure 30 shows the situation for the  $S'$  and  $Q'$  intersections, displaying the regularization of the copy of  $p_2$  for  $S'$  and the integer starting point outside the straight - straight pre - parallelogram for  $Q'$ . The adjustment factor that must be applied to the corresponding rerouting term because of the missing rule (the  $Q'$  intersection) is given by (17) with  $\beta' - \beta = -p_1 = (-2, 1)$  and  $\overline{p_2} = (-1, 2)$ , i.e.  $\det(\beta' - \beta, \overline{p_2}) = -5$ , i.e. the compensating factor is  $q^{-5}$ .

Finally we show part of the calculation which confirms that the application of these rules is consistent with the straight - straight result for this example. The area phase for  $p_2$  relative to  $\overline{p_2}$  is

$$S(p_2, \overline{p_2}) = S((p_2, (-1, 2))) = -(1 + 3/2 - 1) = -3/2$$

where we used Pick's formula (13) in the second equality. Then we use the unrefined formula (10) to calculate the commutator:

$$\begin{aligned} [\hat{T}(p_1), \hat{T}(p_2)] &= q^{-3/2}[\hat{T}(2, 1), \hat{T}(-1, 2)] \\ (20) \qquad \qquad \qquad &= q^{-3/2}(q^{5/2} - q^{-5/2})(\hat{T}(1, 3) - \hat{T}(3, -1)). \end{aligned}$$

In (20) the positive rerouting term i.e.  $(q - q^{-4})\hat{T}(1, 3)$  can be recovered from the refined formula (11), after applying both the regularization rule

and missing rules:

$$\begin{aligned}
& \sum_{I \in p_1 \# p_2} (q^{\epsilon(p_1, p_2, I)} - 1) \hat{T}(p_1 I p_2) \\
&= (q-1) \hat{T}(p_1 O p_2) \left( 1 + q^{\det(\beta_{R'}, \overline{p_2})} + q^{\det(\beta_{T'}, \overline{p_2})} \right. \\
&\quad \left. + q^{\det(\beta_{S'}, \overline{p_2})} + q^{-5} \cdot q^{\det(\beta_{Q'}, \overline{p_2})} \right) \\
&= (q-1) \hat{T}(p_1 O p_2) (1 + q^2 + q^4 + q^3 + q^{-5} q^6) \\
&= (q^5 - 1) \hat{T}(p_1 O p_2) \\
(21) \quad &= (q^5 - 1) q^{-(3+4/2-1)} \hat{T}(3, 1) = (q - q^{-4}) \hat{T}(3, 1).
\end{aligned}$$

In (21) the 5 terms corresponding to positive reroutings at the points  $P'$ ,  $R'$ ,  $T'$ ,  $S'$ , and  $Q'$ , are given in that order.  $\beta_{R'}, \beta_{T'}, \beta_{S'}, \beta_{Q'}$  denote the integer starting points of the corresponding rerouted paths (the  $P'$  rerouting is at the origin) i.e.  $\beta_{R'} = (1, 0)$ ,  $\beta_{T'} = (2, 0)$ ,  $\beta_{S'} = (2, -1)$ ,  $\beta_{Q'} = (3, 0)$  (see Figures (29) and (30)).

In the first equality of (21) the signed area equation (14), was used to relate four rerouting terms, corresponding to  $R', T', S'$  and  $Q'$ , to the first rerouting term at the origin  $P' = O$ , i.e.  $\hat{T}(p_1 O p_2)$ . The regularization rule as in Figure 30 justifies the intersection number  $(q-1)$  for the rerouting term corresponding to  $S'$ , so that it indeed has the same intersection number as the other intersection points. The adjustment factor from the missing rule appears as the multiplier  $q^{-5}$  in the 5th term corresponding to  $Q'$ . The passage from  $\hat{T}(p_1 O p_2)$  to  $\hat{T}(3, 1)$  in the last line comes from applying Pick's rule to the rerouting at the origin (the first diagram in Figure 27).

## 5 Conclusions

In this model of  $2+1$  quantum gravity we have considered Wilson variables for a large class of loops on a torus, related by area phases. This class of loops consists of straight paths (i.e. straight in  $\mathbb{R}^2$ ) and crooked paths (i.e. paths that arise from the intersection of straight paths, and rerouting along one of them) and the paths they generate through their intersections, expressed as Goldman brackets, or commutators. We have substantially clarified the nature of these variables for crooked paths, and have achieved a much fuller description of the refined Goldman bracket for this larger class of loops.

We have significantly enriched our understanding of the quantum nature of intersections (expressed as commutators) of both straight and crooked paths. We have described some new features of the theory of intersecting

loops on a torus, and given three precise rules to be applied at intersections of both straight and crooked paths. These intersection rules guarantee the reproduction of the corresponding straight - straight path result. We have presented two concrete examples of combinations of different rules

Our methods are a substantial step forwards towards our ultimate goal of defining the refined bracket (11) which closes on a suitable class of straight and crooked paths.

There are a number of other questions which should be addressed in a fully consistent intersection and rerouting theory based on the refined bracket:

- By means of the V-intersection rule of Section 4.1, we have found a way of dealing with the two different types of quantum intersection numbers which naturally appear in the two quantizations (10) and (11). These have different properties (in particular, the intersection number in the direct bracket (10) is symmetric under the interchange  $q \leftrightarrow q^{-1}$ , whereas in the the refined bracket (11) it is not).
- In the full quantum intersection theory that is emerging we must prove the Jacobi identity for the refined bracket, extended to a wider class of paths as in Section 4.
- A full mathematical formalism needs to be developed for the quantum intersection theory described here.
- Although our techniques are specific to the torus, since we are using paths in the covering space, the underlying principles of intersections, reroutings, and area phases should apply to other spaces as well, including general genus punctured surfaces and possibly orbifolds coming from a discrete group acting on  $\mathbb{R}^2$ .
- There are fascinating hints of an interplay with knot theory. The rerouting of loops at intersections is obviously reminiscent of a skein relation, as suggested also by Turaev's approach [21] to quantizing the Goldman bracket, which uses knots in the thickened surface and skein modules. Work by Gukov [22] involves knot complements, i.e. 3D manifolds whose boundary is a torus, for which the cycles satisfy a q-commutation relation, exactly like (3).
- In future work we plan to explore in more detail the link with 2 - dimensional holonomy [19], as discussed at the end of Section 2, and gain further understanding of the elegant quantum geometry that emerges through the quantized Goldman bracket, relating it e.g. to noncommutative geometry [23], or the BTZ black hole [24].

### Acknowledgements

This work was supported by the Istituto Nazionale di Fisica Nucleare (INFN) of Italy, Iniziativa Specifica MI12, the Italian Ministero dell' Università e della Ricerca Scientifica e Tecnologica (MIUR), and the project New Geometry and Topology, PTDC/MAT/101503/2008, financed by the *Fundação para a Ciência e a Tecnologia* (FCT) and cofinanced by the European Community fund FEDER.

### References

- [1] Achúcarro A. and Townsend P.K., A Chern-Simons Action for Three-Dimensional anti-De Sitter Supergravity Theories, *Phys. Lett.* **B180** (1986) 89.
- [2] Witten E., 2+1 dimensional gravity as an exactly soluble system, *Nucl. Phys.* **B 311** (1998) 46.
- [3] Nelson J. E. and Regge T., 2 + 1 Quantum Gravity, *Phys. Lett.* **B 272** (1991) 213.
- [4] Nelson J. E., Regge T. and Zertuche F., Homotopy Groups and 2 + 1 dimensional Quantum De Sitter Gravity, *Nucl. Phys.* **B 339** (1990) 516.
- [5] Goldman W. M., Invariant functions on Lie groups and Hamiltonian flows of surface group representations, *Invent. Math.* **85** (1986) 263.
- [6] Chekhov L.O. and Fock V.V., Observables in 3D Gravity and Geodesic Algebras, *Czech. J. Phys.* **50** (2000) 1201-1208.
- [7] Penner R.C., The decorated Teichmüller space of punctured surfaces, *Commun. Math. Phys.* **113** (1987) 299-339.
- [8] Fock V.V., Combinatorial description of the moduli space of projective structures, [hep-th/9312193](https://arxiv.org/abs/hep-th/9312193).
- [9] Chekhov L., Nelson J. E. and Regge T., Extension of geodesic algebras to continuous genus, *Lett.Math.Phys.* **78** 1, (2006) 17-26.
- [10] Fock V. V. and Rosly A. A., Poisson structure on moduli of flat connections on Riemann surfaces and r-matrix, *Am. Math. Soc. Transl.*, **191** (1999) 6786.
- [11] Alekseev A.Yu., Grosse H. and Schomerus V., Combinatorial Quantization of the Hamiltonian Chern-Simons theory II, *Commun.Math.Phys.* **174** (1995) 561-604.

- [12] Buffenoi E., Noui K., and Roche P., Hamiltonian quantization of Chern Simons theory with  $SL(2, \mathbb{C})$  group, *Class. Qu. Grav.* **19** (2002) 49535015.
- [13] Nelson J. E. and Picken R. F., Quantum holonomies in  $(2 + 1)$ -dimensional gravity *Phys. Lett.* **B 471** (2000) 367.
- [14] Nelson J. E. and Picken R. F., Quantum matrix pairs, *Lett. Math. Phys.* **52** (2000) 277.
- [15] Nelson J. E. and Picken R. F., Constant connections, quantum holonomies and the Goldman bracket, *Adv. Theor. Math. Phys.* **9** 3 (2005) 407.
- [16] Nelson J. E. and Picken R. F., A quantum Goldman bracket in 2+1 quantum gravity, *J. Phys. A: Math. Theor.* **41** No 30 (1 August 2008) 304011.
- [17] Nelson J. E. and Picken R. F., Quantum geometry from  $2 + 1$  AdS quantum gravity on the torus, *Gen. Rel. Grav.* **43** (2011) 777-795.
- [18] Mikovic A. and Picken R. F. Super Chern-Simons theory and flat super connections on a torus, *Adv. Theor. Math. Phys.* **5** (2001) 243-63.
- [19] Faria Martins J. and Picken R. F., On 2-Dimensional Holonomy, *Trans. Amer. Math. Soc.* **362** (2010) 5657-5695.
- [20] Pick G. A., Geometrical aspects of number theory. (*Geometrisches zur Zahlenlehre*), *Sitzenber. Lotos* (Prague) **19** (1899) 311: Coxeter H. S. M., *Introduction to Geometry* 2nd ed. (New York: Wiley) (1969) 209.
- [21] Turaev V. G., Skein quantisation of Poisson algebras of loops on surfaces, *Ann. Sci. École Norm. Sup. (4)* **24** 6 (1991) 635.
- [22] Gukov S., Three-Dimensional Quantum Gravity, Chern-Simons Theory, and the A-Polynomial, *Commun.Math.Phys.* **255** (2005) 577-627.
- [23] Connes A., *Noncommutative Geometry* (San Diego, CA: Academic Press) (1994).
- [24] Vaz C. and Witten L., Wilson Loops and Black Holes in 2+1 Dimensions, *Phys.Lett.* **B 327** (1994) 29.