

Dalitz-plot dependence of CP asymmetry in $B^\pm \rightarrow K^\pm K^+ K^-$ decays

L. Leśniak* and P. Żenczykowski

Division of Theoretical Physics

The Henryk Niewodniczański Institute of Nuclear Physics,

Polish Academy of Sciences

PL 31-342 Kraków, Poland

July 27, 2018

Abstract

A large CP -violating asymmetry predicted recently in the framework of the QCD factorization model for the $B^\pm \rightarrow K^\pm K^+ K^-$ decays in the range of the $K^+ K^-$ invariant masses above the $\phi(1020)$ resonance up to 1.4 GeV has been confirmed by the LHCb Collaboration. We discuss the emergence and size of this asymmetry in an extended model involving S - and P -waves together with the contribution from the D -wave $f_2(1270)$ resonance and compare our model with the experimental data of the LHCb and BABAR Collaborations.

PACS numbers: 13.25.Hw, 13.75.Lb

*email: leonard.lesniak@ifj.edu.pl

Recently, the LHCb collaboration has measured the Dalitz-plot dependence of the CP -violating asymmetry in the three-body decay $B^\pm \rightarrow K^\pm K^+ K^-$ [1]. The distribution of this asymmetry as a function of the $K^+ K^-$ invariant mass squared (defined as $m_{K^+ K^- \text{ low}}^2 < m_{K^+ K^- \text{ high}}^2$ for two possible $K^+ K^-$ combinations) has revealed that the observed CP violation is not related to the $\phi(1020)$ resonance but is instead located in the region $1.2 < m_{K^+ K^- \text{ low}}^2 < 2.0 \text{ GeV}^2$, with $m_{K^+ K^- \text{ high}}^2 < 15 \text{ GeV}^2$ (see inset in Fig. 2(b) of Ref. [1]). The measured CP asymmetry turned out to be significantly different from zero in the above range of $K^+ K^-$ masses [1]: $A_{CP}(KKK) = -0.226 \pm 0.020 \pm 0.004 \pm 0.007$, where the first error is statistical, the second is systematic, and the third is due to the CP asymmetry of the $B^\pm \rightarrow J/\psi K^\pm$ reference mode. An earlier BABAR measurement of CP asymmetry in a similar region suggested its negative value as well [2] (the three-body B^\pm decays were also measured by Belle Collaboration [3]). Since an even more negative estimate of the $A_{CP}(KKK)$ asymmetry was obtained in the model presented in Refs. [4, 5], it is of some interest to discuss in this model the emergence and the $m_{K^+ K^- \text{ low}}^2$ dependence of this asymmetry.

In Ref. [4] the $B^- \rightarrow K^- K^+ K^-$ decay amplitude was calculated using the quasi-two-body QCD factorization model. The matrix element of the effective weak Hamiltonian H was expressed as:

$$\langle K^-(p_1) K^+(p_2) K^-(p_3) | H | B^- \rangle = A_S^- + A_P^-, \quad (1)$$

where the S -wave part was given by

$$A_S^- = \frac{G_F}{\sqrt{2}} \left\{ -\sqrt{\frac{1}{2}} \chi_S f_K (M_B^2 - s_{23}) F_0^{B \rightarrow (K^+ K^-)_S}(m_K^2) y \Gamma_2^{n*}(s_{23}) + \frac{2B_0}{m_b - m_s} (M_B^2 - m_K^2) F_0^{BK}(s_{23}) \nu \Gamma_2^{s*}(s_{23}) \right\}, \quad (2)$$

and the P -wave part was

$$A_P^- = \frac{G_F}{\sqrt{2}} \left\{ \frac{f_K}{f_\rho} A_0^{B\rho}(m_K^2) y F_u^{K^+ K^-}(s_{23}) - F_1^{BK}(s_{23}) \left[w_u F_u^{K^+ K^-}(s_{23}) + w_d F_d^{K^+ K^-}(s_{23}) + w_s F_s^{K^+ K^-}(s_{23}) \right] \right\} 4 \vec{p}_1 \cdot \vec{p}_2. \quad (3)$$

Above, the pair of interacting kaons of low invariant mass $s_{23} = m_{K^+ K^- \text{ low}}^2$ was defined as composed of kaons 2 and 3, while \vec{p}_1 and \vec{p}_2 are kaon 1 and kaon 2 momenta in the center-of-mass system of the kaons 2 and 3. Furthermore, G_F is the Fermi coupling constant, χ_S is a constant related to the decay of the $(K^+ K^-)_S$ state into two kaons, $f_K = 0.1555 \text{ GeV}$ and $f_\rho = 0.220 \text{ GeV}$ are the kaon and the ρ meson decay constants, $M_B, m_K, m_b = 4.95 \text{ GeV}, m_s = 0.1 \text{ GeV}$ are the masses of the B meson, kaon, b -quark, and strange quark, and $B_0 = m_\pi^2 / (m_u + m_d)$, with m_u and m_d being the up and down quark masses. The constant $F_0^{B \rightarrow (K^+ K^-)_S}(m_K^2) = 0.13$ is the

form factor of the transition from the B meson to the K^+K^- pair in the S -state [7], while functions Γ_2^n and Γ_2^s are the kaon non-strange and strange scalar form factors. Functions $F_0^{BK}(s_{23})$ and $F_1^{BK}(s_{23})$ are the $B \rightarrow K$ scalar and vector transition form factors [4]. The constant $A_0^{B\rho}(m_K^2) = 0.37$ [6] is the $B \rightarrow \rho$ transition form factor, while $F_q^{K^+K^-}$ ($q = u, d, s$) are kaon vector form factors [4]. The short-range weak decay is governed by the QCD factorization coefficients and the Cabibbo-Kobayashi-Maskawa matrix elements that enter into expressions for y , w_u , w_d , w_s , and ν . For more detailed definitions, see Ref. [4]. The decay amplitude for the $B^+ \rightarrow K^+K^-K^+$ reaction is calculated in the way indicated in Ref. [4].

For the issue of the CP asymmetry the form of the P -wave amplitude is less relevant than that of the S -wave one, since away from the $\phi(1020)$ resonance it is the S -wave that dominates the K^+K^- effective mass spectra [4]. The main part of the asymmetry comes from the interplay of the strong phases of the kaon non-strange and strange scalar form factors Γ_2^n and Γ_2^s with the weak amplitude phases hidden in y and ν . The strong phases of Γ_2^n and Γ_2^s differ by more than 40° at $s_{23} = 1.0 \text{ GeV}^2$ with this phase difference diminishing only slowly for increasing s_{23} (the difference vanishes at around $s_{23} = 2.0 \text{ GeV}^2$). This behavior of the strong phases of Γ_2^n and Γ_2^s for the parametrization used in the present paper is shown in Fig. 1. In Fig. 2 we give moduli of the form factors Γ_2^n and Γ_2^s .

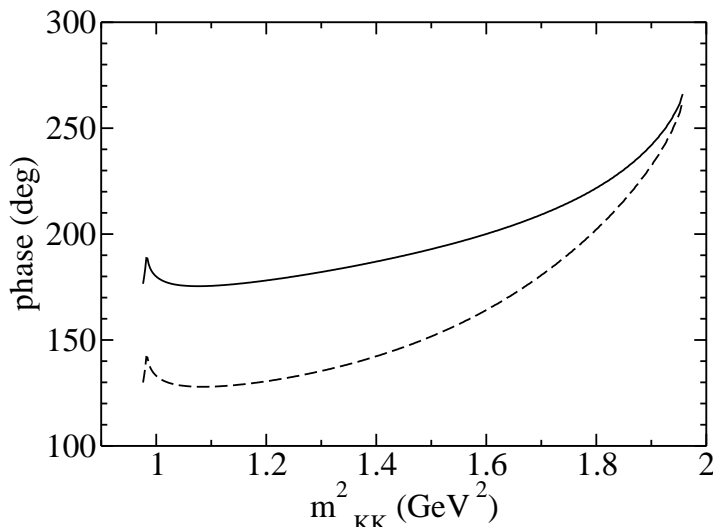


Figure 1: Phases of the kaon non-strange and strange scalar form factors Γ_2^n and Γ_2^s (solid and dashed lines, respectively), calculated for the values of parameters $\kappa = 2.81 \text{ GeV}$, $c = 0.109 \text{ GeV}^{-4}$, $f_2^s = 0.7795 \text{ GeV}^{-2}$ introduced in Ref. [4].

In addition to a large difference between the strong phases of Γ_2^n and Γ_2^s there is also a large difference of about -65° between the phases of the weak amplitudes

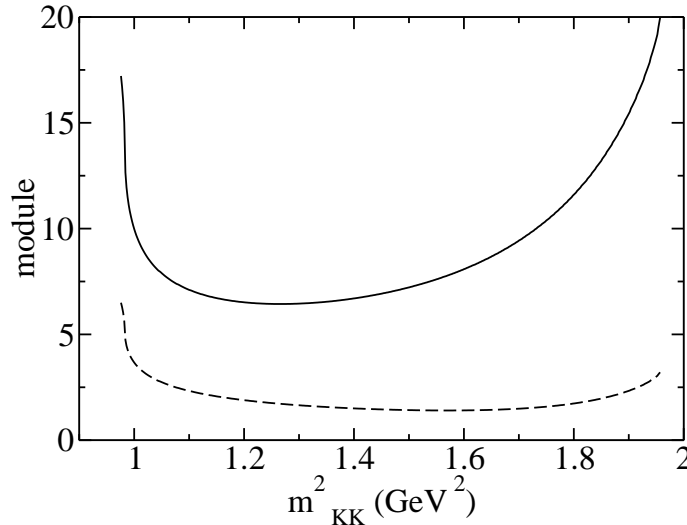


Figure 2: Moduli of the kaon non-strange and strange scalar form factors Γ_2^n and Γ_2^s (solid and dashed lines, respectively), calculated for the values of parameters $\kappa = 2.81 \text{ GeV}$, $c = 0.109 \text{ GeV}^{-4}$, $f_2^s = 0.7795 \text{ GeV}^{-2}$ introduced in Ref. [4].

y that are relevant for the B^- and B^+ decays and are equal to -30 and $+35$ degrees, respectively. The weak phase difference is mainly related to a presence of the Cabibbo-Kobayashi-Maskawa quark-mixing matrix element V_{ub} depending on the angle γ of the unitarity triangle (see Eqs. (6) and (13) of Ref. [4]). On the other hand, the phases of amplitudes ν are similar for the B^- and B^+ decays and of the order of a few degrees only. The presence of all these large strong and weak phase differences in the K^+K^- -mass region of interest has resulted in the large CP violating asymmetry calculated in Ref. [4], whose mass dependence was shown in Ref. [5]. The plot presented in Ref. [5] predicts the mass-dependent asymmetry considerably larger than that measured by the LHCb Collaboration [1]. It is therefore of some interest to inquire into the model dependence of our earlier estimates. One has to remember that the model of Ref. [4] was fairly simplified. In particular it did not take into account a possible effect of the $f_2(1270)$ resonance that could be important in the region of interest, i.e. for $1.2 < m_{K^+K^-}^2 < 2.0 \text{ GeV}^2$.¹ In the present paper, notwithstanding the small branching fraction of f_2 to $K\bar{K}$, the contribution of this resonance is included. That is, the amplitude of Eq. (1) is supplemented with the D -wave contribution from the $f_2(1270)$ resonance. We calculate the relevant amplitude as for the $B^- \rightarrow \pi^- \pi^+ \pi^-$ decay discussed in Appendix A of

¹Although, as stated in Ref. [4], in the factorization approach the matrix element of weak current between the vacuum and the K^+K^- state of total spin 2 does vanish, the transition amplitude between the latter state and the B meson is in general non zero.

Ref. [8] (with pions replaced by kaons):

$$\begin{aligned} A_{\bar{D}} &= \langle K^-(p_1)[K^+(p_2)K^-(p_3)]_D | H | B^- \rangle \\ &= -\langle f_2 | u\bar{u} \rangle \frac{G_F}{\sqrt{2}} f_K G_{f_2 K^+ K^-}(s_{23}) F^{B f_2}(m_K^2) y D(s_{12}, s_{23}), \end{aligned} \quad (4)$$

where

$$G_{f_2 K^+ K^-}(s_{23}) = \frac{g_{f_2 K^+ K^-}}{m_{f_2}^2 - s_{23} - im_{f_2} \Gamma_{f_2}}. \quad (5)$$

The function $D(s_{12}, s_{23})$ is given by Eq. (A.25) of Ref. [8], and the effective form factor $F^{B f_2}(m_K^2)$ is treated as a free parameter.² The $f_2 K^+ K^-$ coupling constant is evaluated from

$$g_{f_2 K^+ K^-} = m_{f_2} \sqrt{\frac{60\pi \Gamma_{f_2 K^+ K^-}}{q_{f_2}^5}}, \quad (6)$$

where q_{f_2} is the kaon momentum in the $K^+ K^-$ center-of-mass frame and $\Gamma_{f_2 K^+ K^-} = \frac{1}{2} \cdot 4.6\% \cdot \Gamma_{f_2}$, with m_{f_2} and Γ_{f_2} being the f_2 mass and its total width taken from Ref. [10]. Using the mixing angle $\alpha_T = (81 \pm 1)^\circ$ relevant for the quark composition of $f_2(1270)$ (p. 201 in Ref. [10]) one gets

$$\langle f_2 | u\bar{u} \rangle = \frac{1}{\sqrt{2}} \sin \alpha_T = 0.698. \quad (7)$$

We have fitted the effective $K^+ K^-$ mass distributions from the data of Ref. [1], corresponding to the region $1.0 < m_{K^+ K^-}^{\text{low}} < 1.9 \text{ GeV}^2$, with $m_{K^+ K^-}^{\text{high}} < 15 \text{ GeV}^2$. The parameters were as in Ref. [4]: χ_S , κ and c (the latter two enter the scalar form factors Γ_2^n and Γ_2^s), plus the new parameters $F^{B f_2}(m_K^2)$ and the average $(m_u + m_d)/2$ of the light quark masses which are known not too well. We minimize the function:

$$\chi^2 = \sum_{i=2}^{10} \left[\left(\frac{N_i^{\text{th}-} - N_i^{\text{exp-}}}{\sigma^{\text{exp-}}} \right)^2 + \left(\frac{N_i^{\text{th}+} - N_i^{\text{exp+}}}{\sigma^{\text{exp+}}} \right)^2 \right], \quad (8)$$

where $N_i^{\text{th}\pm(\text{exp}\pm)}$ are theoretical (experimental) numbers of events for B^\pm decays in nine bins of width 0.1 GeV^2 from $a = 1.0$ to $b = 1.9 \text{ GeV}^2$ as measured by LHCb [1] (the first data bin, i.e. $0.9\text{--}1.0 \text{ GeV}^2$ is omitted since it contains a region below the $K^+ K^-$ threshold; we also assume that the corrections for acceptance do not affect the observed CP asymmetry). The experimental errors are approximately equal to $\sigma^{\text{exp}\pm} = \sqrt{N_i^{\text{exp}\pm}}$. We restrict our fit to $s_{23} < 1.9 \text{ GeV}^2$ as our knowledge of the KK interactions above $s_{23} = 2 \text{ GeV}^2$ is quite limited and furthermore our model includes an idealized 4π threshold at $(2 \cdot 0.7 \text{ GeV})^2 = 1.96 \text{ GeV}^2$. As explained

²The effective form factor for $B \rightarrow f_2$ transition is composed of three terms which are not well known (see Eq. (10a) in Ref. [9]).

in Ref. [11], this threshold corresponds to the mass of the quasi-two-body system which effectively represents four pions coupled to the K^+K^- pair. In reality, the threshold mass is diffused by interpion interactions. The theoretical numbers of events are calculated from theoretical differential branching fractions of B^\pm decays, i.e. from $\frac{dBr_i^\pm}{dm_{KK}^2}$, as

$$N_i^{\text{th}\pm} = w_n \frac{dBr_i^\pm}{dm_{KK}^2}, \quad (9)$$

where

$$w_n = \frac{N^{\text{exp}}}{\int_a^b dm_{KK}^2 \left(\frac{dBr^+}{dm_{KK}^2} + \frac{dBr^-}{dm_{KK}^2} \right)} \quad (10)$$

and

$$N^{\text{exp}} = \sum_{i=2}^{10} (N_i^{\text{exp}+} + N_i^{\text{exp}-}). \quad (11)$$

Since the $i = 2$ bin involves a strongly varying contribution of $\phi(1020)$, the theoretical values of $\frac{dBr_{i=2}^\pm}{dm_{KK}^2}$ are evaluated as integrals over the bin range. For the remaining bins, the theoretical branching fractions correspond to bin centers.

Table 1: Model parameters fitted to the K^+K^- effective mass distributions.

| | LHCb data - Ref. [1] | BABAR data - Ref. [2] |
|--------------------------------|----------------------|-----------------------|
| χ_S (GeV $^{-1}$) | 6.83 ± 0.99 | 2.12 ± 1.55 |
| κ (GeV) | 2.81 ± 0.29 | 2.25 ± 0.43 |
| c (GeV $^{-4}$) | 0.109 ± 0.073 | 0.069 ± 0.173 |
| $F^{Bf_2}(m_K^2)$ | 11.9 ± 1.3 | 12.3 ± 3.5 |
| $\frac{1}{2}(m_u + m_d)$ (MeV) | 2.74 ± 0.26 | 2.98 ± 0.40 |
| χ^2 | 34.5 | 18.0 |
| ndf | 13 | 11 |
| χ^2/ndf | 2.65 | 1.64 |

We have also fitted the effective K^+K^- mass distributions shown in Fig. 8 of Ref. [2], corresponding to the region $0.975 < m_{K^+K^- \text{ low}} < 1.375$ GeV. We minimize the function χ^2 analogous to Eq. (8) with the statistical errors $\sqrt{N_i^{\text{exp}\mp}}$ replaced by the errors read from Fig. 8 in Ref. [2]. The fit has been performed for the eight bins

of width 0.05 GeV in the above region using the same parameters as for the LHCb case.

Our two fits to the 18 experimental LHCb data points and the 16 BABAR points yield the parameter values given in Table 1. The parameter errors have been rescaled by a factor $S = \sqrt{\chi^2/(ndf - 1)}$ where ndf is the number of degrees of freedom.

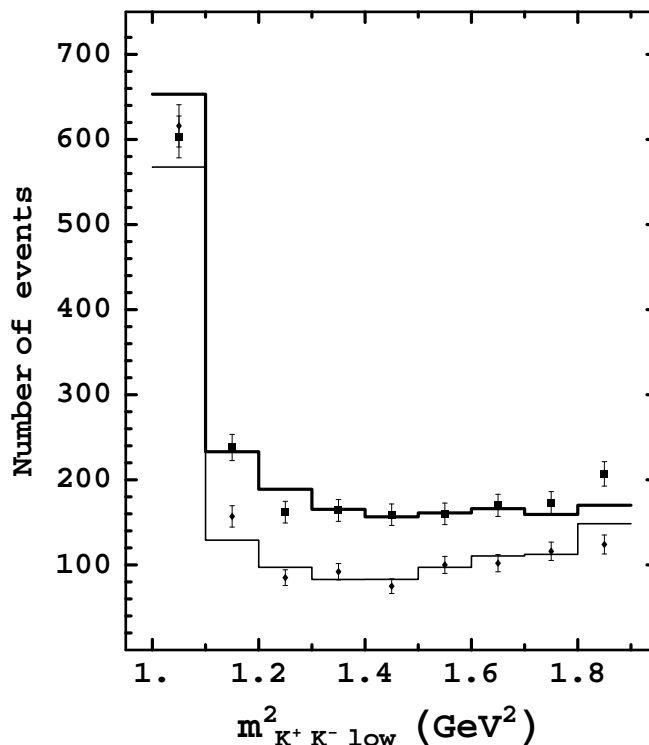


Figure 3: Numbers of the LHCb signal events for $B^\pm \rightarrow K^\pm K^- K^+$ decays as a function of $m^2_{K^+K^- \text{ low}}$ in bins of 0.1 GeV^2 : data from Ref. [1] (B^+ – squares, B^- – diamonds); our fit (Table 1) shown as thick (B^+) and thin (B^-) histograms.

In order to study the model dependence of our fits we decided to look at the model form factors Γ_2^n and Γ_2^s . We have found that the largest uncertainty comes from the f_2^s slope parameter of the strange scalar form factor Γ_2^s (Eqs. (16) and (20) of Ref. [4]). Thus, for the LHCb data we have varied f_2^s within its error limits coming from the numerical precision of the chiral perturbation theory constants L_4^r and L_5^r . The value of $\chi^2 = 34.5$ corresponds to the upper value of $f_2^s = 0.7795 \text{ GeV}^{-2}$, while for the central value of $f_2^s = 0.6235 \text{ GeV}^{-2}$ used in Ref. [4] we obtain a slightly worse fit with $\chi^2 = 39.9$. Without the inclusion of the $f_2(1270)$ resonance the fit is significantly worse with $\chi^2 = 99.8$. We do not include a contribution of the $f'_2(1525)$ resonance since its mass squared exceeds the upper limit of 1.9 GeV^2 chosen in our fit. As in Ref. [4], the P -wave normalization constant N_P , common for the B^- and B^+ decay amplitudes, was fixed at the value $N_P = 1.037$. When the value of $F^{Bf_2}(m_K^2)$

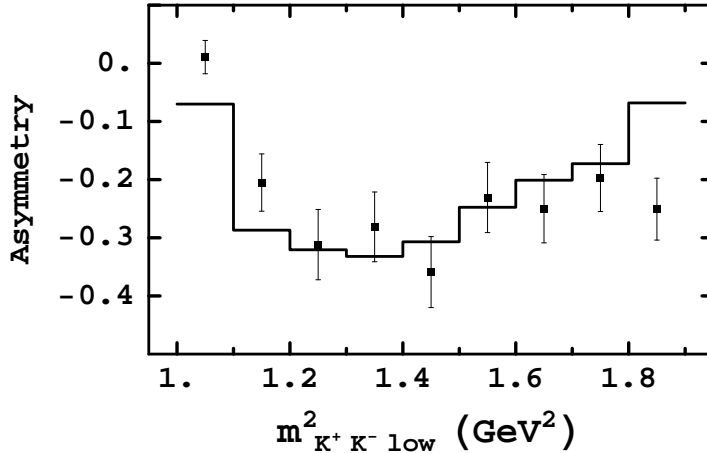


Figure 4: The CP -violating asymmetry $A_{CP}(KKK)$ as a function of $m_{K^+K^-}^2$ in bins of 0.1 GeV^2 : the LHCb data points from Ref. [1]; solid histogram — the fit of Table 1.

is fixed at 11.93, then it is possible to make another fit with a free N_P parameter and obtain essentially the same $\chi^2 = 34.5$ value with $N_P = 1.0379 \pm 0.0615$. Thus, one finds that $N_P \approx 1$ within its errors. The obtained description of the LHCb data is shown in Figs. 3 and 4 with the CP -violating asymmetry defined as

$$A_{CP}(KKK) = \frac{\frac{dBr^-}{dm_{KK}^2} - \frac{dBr^+}{dm_{KK}^2}}{\frac{dBr^-}{dm_{KK}^2} + \frac{dBr^+}{dm_{KK}^2}}. \quad (12)$$

The first bin in Fig. 3 is dominated by the $\phi(1020)$ meson contribution and in this bin the CP -violating asymmetry is small. In the next bins one observes that the number of events from the B^+ decays significantly exceeds the corresponding number of events for B^- decays. This leads to a substantial negative asymmetry shown in Fig. 4. In absence of the D -wave amplitude A_D in the total decay amplitude the theoretical CP asymmetry would be far more pronounced.

For the BABAR data the corresponding distributions of the number of events and the CP asymmetry are shown in Figs. 5 and 6. Note that the BABAR CP asymmetry is significantly smaller than that found by the LHCb Collaboration. This difference is also stressed in Ref. [12] where both data sets are compared.

Out of five parameters fitted to the LHCb and BABAR data the values of κ , c , $F^{Bf_2}(m_K^2)$ and $\frac{1}{2}(m_u + m_d)$ are equal within their errors while the value of χ_S is larger for the LHCb data (for the BABAR data we use the same value of $f_2^s = 0.7795 \text{ GeV}^2$). The LHCb errors, taken as statistical only, are smaller than the BABAR data errors, whence larger value of χ^2 for the LHCb case. The CP asymmetry is roughly proportional to the constant χ_S (Eq. (2)). As a result, the smaller experimental BABAR asymmetry drives χ_S down (from the number of events out-

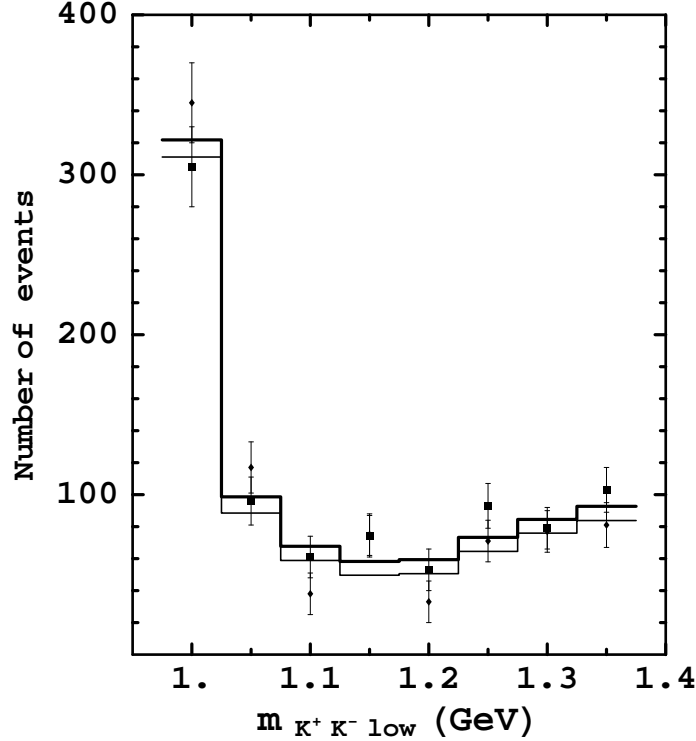


Figure 5: Numbers of the BABAR signal events for $B^\pm \rightarrow K^\pm K^- K^+$ decays as a function of $m_{K^+K^- \text{ low}}$ in bins of 0.05 GeV: data from Ref. [2] (B^+ – squares, B^- – diamonds); our fit (Table 1) shown as thick (B^+) and thin (B^-) histograms.

side of the $\phi(1020)$ region one gets the CP asymmetry value $-(25.5 \pm 2.0)\%$ for the LHCb data and $-(6.4 \pm 3.1)\%$ for the BABAR data, where the errors are statistical).

In the $\phi(1020)$ region, we can well fit the BABAR data shown in Fig. 8 of Ref. [2] with the χ^2 value 74.5 for the 52 data points in the $m_{K^+K^-}$ region between 0.9925 GeV and 1.060 GeV. Since in this range the P -wave part of the decay amplitude dominates, one can fit only two S -wave parameters χ_S and $\frac{1}{2}(m_u + m_d)$. Their values appear consistent within large errors with the corresponding ones shown in Table 1.

We conclude that our model satisfactorily describes the size and the K^+K^- mass dependence of the CP asymmetry in the region $(1.0 < m_{K^+K^- \text{ low}} < 1.9)$ GeV². Both fits to the LHCb and BABAR data are improved when the contribution of the B^\pm decay amplitudes into the $K^\pm(f_2(1270) \rightarrow K^+K^-)$ final states is included.

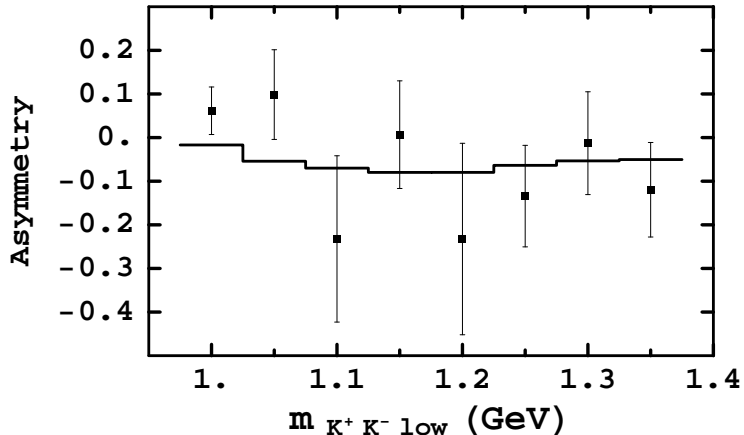


Figure 6: The CP -violating asymmetry $A_{CP}(KKK)$ as a function of $m_{K^+K^- \text{ low}}$ in bins of 0.05 GeV: the BABAR data points from Ref. [2]; solid histogram — the fit of Table 1.

Acknowledgements

We would like to thank Irina Nasteva and Mariusz Witek for very useful discussions concerning the LHCb data presented in Fig. 2 of Ref. [1].

References

- [1] R. Aaij *et al.* (LHCb Collaboration), Phys. Rev. Lett. 111 (2013) 101801.
- [2] J. P. Lees *et al.* (BABAR Collaboration), Phys. Rev. D85 (2012) 112010.
- [3] A. Garmash *et al.* (Belle Collaboration), Phys. Rev. D71 (2005) 092003.
- [4] A. Furman, R. Kamiński, L. Leśniak, and P. Żenczykowski, Phys. Lett. B699 (2011) 102.
- [5] L. Leśniak, WE-Heraeus-Seminar, Physics at LHCb, April 26-29, 2011, Bad Honnef, Germany, <http://lhcb-physics2011.phys.uni-heidelberg.de/Programme/talks/L-> L. Leśniak, MesonNet Workshop on Meson Transition Form Factors, May 29-30, 2012, Cracow, Poland; arXiv:1207.6556 [hep-ph] and <https://sites.google.com/site/mesonnetwork/home/activities/form-fa>
- [6] M. Benecke, M. Neubert, Nucl. Phys. B675 (2003) 333.
- [7] B. El-Bennich, O. Leitner, J.-P. Dedonder, and B. Loiseau, Phys. Rev. D79 (2009) 076004.

- [8] J.-P. Dedonder, A. Furman, R. Kamiński, L. Leśniak, and B. Loiseau, *Acta Phys. Pol.* B42 (2011) 2013.
- [9] C. S. Kim, J.-P. Lee, and S. Oh, *Phys. Rev.* D67 (2003) 014002.
- [10] J. Beringer et al. (Particle Data Group), *Phys. Rev.* D86 (2012) 010001.
- [11] R. Kamiński, L. Leśniak, and B. Loiseau, *Phys. Lett.* B413 (1997) 130.
- [12] J. P. Lees *et al.* (BABAR Collaboration), contribution to the 11th Int. Conf. on Flavor Physics and *CP* Violation held in Buzios, Brazil, May 19-24, 2013; arXiv:1305.4218.