

Vector-like B pair production at future pp colliders

Erich W. Varnes

November 2, 2018

1 Introduction

Heavy vector-like quarks (VLQ) appear in many extensions to the SM that provide a solution to the hierarchy problem [1–6]. Searches for such quarks are underway at the LHC, but these are currently not sensitive to VLQ masses greater than about 750 GeV. Here the sensitivity of future accelerators to pair-produced vector-like B quarks is studied.

2 Samples and scenarios

All samples used for these studies were processed with the DELPHES [7] fast detector simulation, using the generic “Snowmass detector” parameters [8]. The background samples were generated in bins of H_T , as described in [9]. The SM background sources considered were diboson and $t\bar{t} + W/Z$ production. There are also backgrounds from detector effects leading to hadronic jets appearing as leptons or to the mis-measurement of the lepton charge. The magnitude of these backgrounds will depend on the details of the detector and of the environment in which it operates; here we estimate the contribution by also considering $t\bar{t}$ events as a background. Such events never contain same-sign isolated leptons pairs, but may appear to if there is a fake lepton or one with mis-measured charge. Signal samples were generated with MAD GRAPH [10] v1.5.10, with B masses of 1.0 and 1.5 TeV. These events were then processed by PYTHIA8 [11] to simulate decays and hadronization. The decays of the B or \bar{B} was forced to Wt , Zb , or Hb such that each of the six possible $B\bar{B}$ final states ($WtWt$, $WtZb$, $WtHb$, $ZbZb$, $ZbHb$, or $HbHb$) were generated as separate samples. There samples were then processed by DELPHES with 0, 50, or 140 minimum-bias events overlaid on average to simulate the effects of pileup. The cross sections for all samples used are shown in Table 1.

The following pp collider scenarios are considered:

- $\sqrt{s} = 14$ TeV, with an average of 50 pileup events and integrated luminosity of 300 fb^{-1} .

Table 1: Cross sections in pb for the MC samples used in this study. The cross sections are NLO for all samples. The symbol B refers to a vector boson, while B refers to a vector-like b quark.

Sample	\sqrt{s} (TeV)	Cross section (pb)
$BB, m = 1000$ GeV	14	0.059
$B\bar{B}, m = 1500$ GeV	14	0.0030
BB-4p-0-300	14	325
BB-4p-300-700	14	44.8
BB-4p-700-1300	14	5.4
BB-4p-1300-2100	14	0.53
BB-4p-2100-100000	14	0.060
ttB-4p-0-900	14	2.65
ttB-4p-900-1600	14	0.25
ttB-4p-1600-2500	14	0.024
ttB-4p-2500-100000	14	0.0021
tt-4p-0-600	14	664
tt-4p-600-1100	14	51
tt-4p-1100-1700	14	5.3
tt-4p-1700-2500	14	0.68
tt-4p-2500-100000	14	0.067
$BB, m = 1000$ GeV	33	1.28
$B\bar{B}, m = 1500$ GeV	33	0.13
BB-4p-0-400	33	792
BB-4p-400-1000	33	109
BB-4p-1000-2000	33	10.5
BB-4p-2000-3400	33	0.86
BB-4p-3400-100000	33	0.10
ttB-4p-0-1200	33	23.9
ttB-4p-1200-2200	33	1.58
ttB-4p-2200-3600	33	0.16
ttB-4p-3600-100000	33	0.017
tt-4p-0-600	33	3955
tt-4p-600-1200	33	582
tt-4p-1200-2000	33	71
tt-4p-2000-3200	33	8.8
tt-4p-3200-4800	33	0.83
tt-4p-4800-100000	33	0.032

- $\sqrt{s} = 14$ TeV, with an average of 140 pileup events and integrated luminosity of 3000 fb^{-1} .
- $\sqrt{s} = 33$ TeV, with an average of 50 pileup events and integrated luminosity of 300 fb^{-1} (in progress).

3 Event selection

In the same-sign dilepton channel, events are required to have exactly one pair of leptons with the same electric charge, at least two jets (one of which must satisfy a loose b ID requirement). To exploit the full range of B decay scenarios, the branching fractions are scanned in steps of 0.01. For each assumed set of branching fractions, the criteria imposed on H_T , E_T^{miss} , and the number of b -tagged jets are set such that the quantity

$$S \equiv \frac{N_s}{\sqrt{N_s^2 + N_b^2 + \sigma_{\text{syst}}^2}}$$

is maximized, where N_s and N_b are the expected signal and background yields, respectively, and σ_{syst} is the systematic uncertainty. For these studies, σ_{syst} is parameterized as a fraction of N_b .

4 Results

In lieu of a complete calculation of confidence intervals, S is used to estimate the sensitivity of future accelerators to the vector-like B . If S is greater than 2 for a given B mass and set of branching fractions, that hypothesis is considered to be one that may be excluded; if S is greater than 3, then the accelerator has the potential to find evidence for the hypotheses, and if S is greater than 5, the accelerator is considered to have discovery potential.

Results are shown in Figs. 1-4. These show that a 14 TeV LHC with 300 fb^{-1} would be quite sensitive to a 1000 GeV B quark, having discovery potential for some branching fractions and exclusion potential for most branching fractions even under the most pessimistic assumption concerning systematic uncertainties. For a B quark with mass 1500 GeV, the 300 fb^{-1} dataset would provide little sensitivity, while a high-luminosity LHC that collection 3000 fb^{-1} would be able to provide exclusion potential for a wide range of branching fractions.

For the 33 TeV LHC, results are shown in Figs. 5 and 6. These clearly demonstrate the advantage of greater energy for this search, substantially expanding the range of branching ratios to which the search would be sensitive for a 1500 GeV B quark.

In addition to the coverage for arbitrary branching ratios presented in Figs. 1-6, it is useful to consider a particular benchmark set of branching fractions. One that is motivated by naturalness is $\text{BF}(B \rightarrow Wt) = 0.5$, $\text{BF}(B \rightarrow Zb) = \text{BF}(B \rightarrow Hb) = 0.25$. The optimized signal and background yields for this

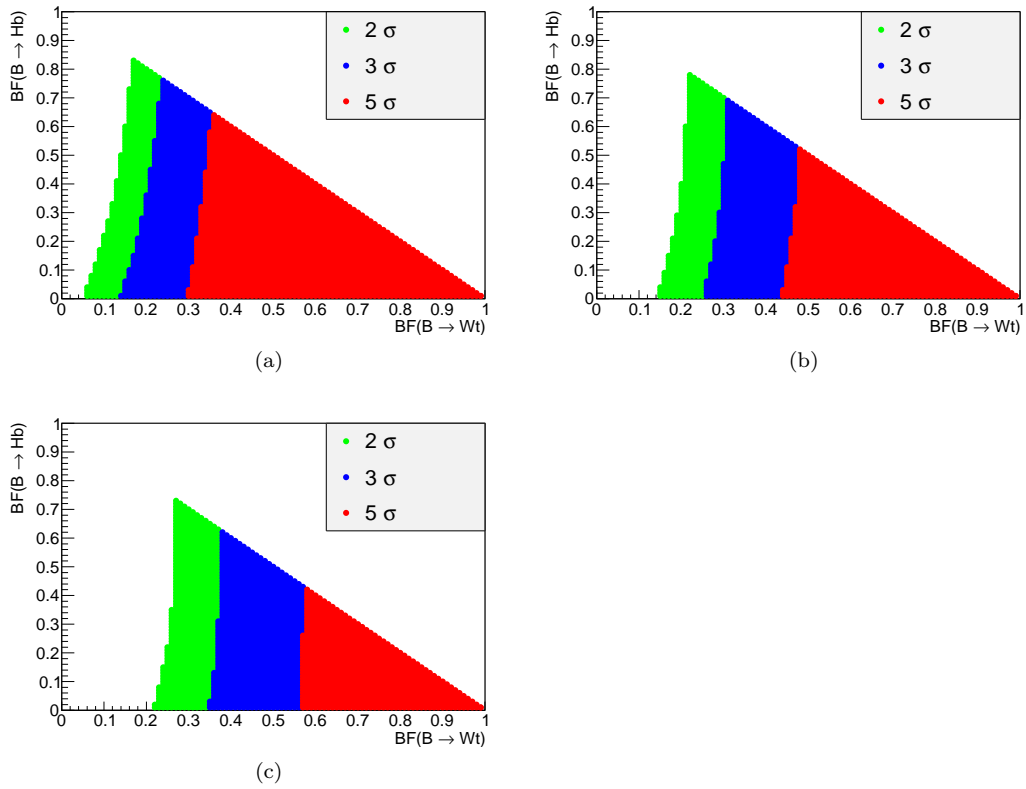


Figure 1: Expected sensitivity to pair production of 1000 GeV B quarks at a 14 TeV LHC, assuming an average of 50 interactions per bunch crossing and an integrated luminosity of 300 fb^{-1} . The assumed systematic uncertainty, expressed as a fraction of the background yield, is 0 for (a), 20% for (b), and 40% for (c).

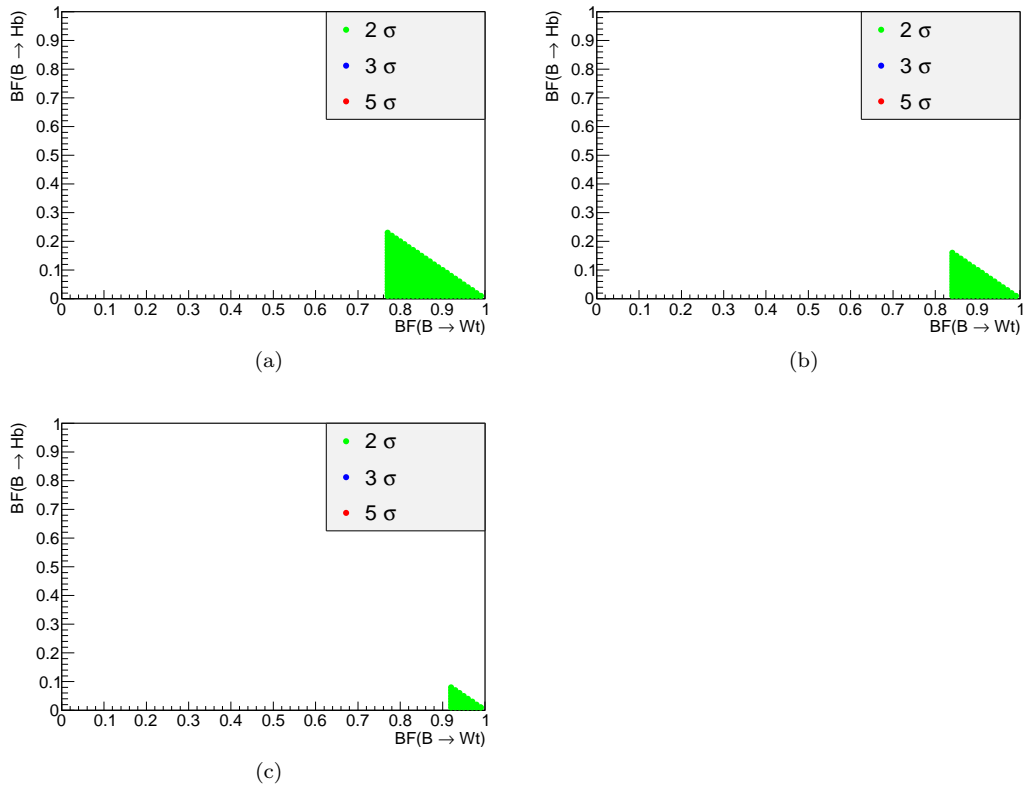


Figure 2: Expected sensitivity to pair production of 1500 GeV B quarks at a 14 TeV LHC, assuming an average of 50 interactions per bunch crossing and an integrated luminosity of 300 fb^{-1} . The assumed systematic uncertainty, expressed as a fraction of the background yield, is 0 for (a), 20% for (b), and 40% for (c).

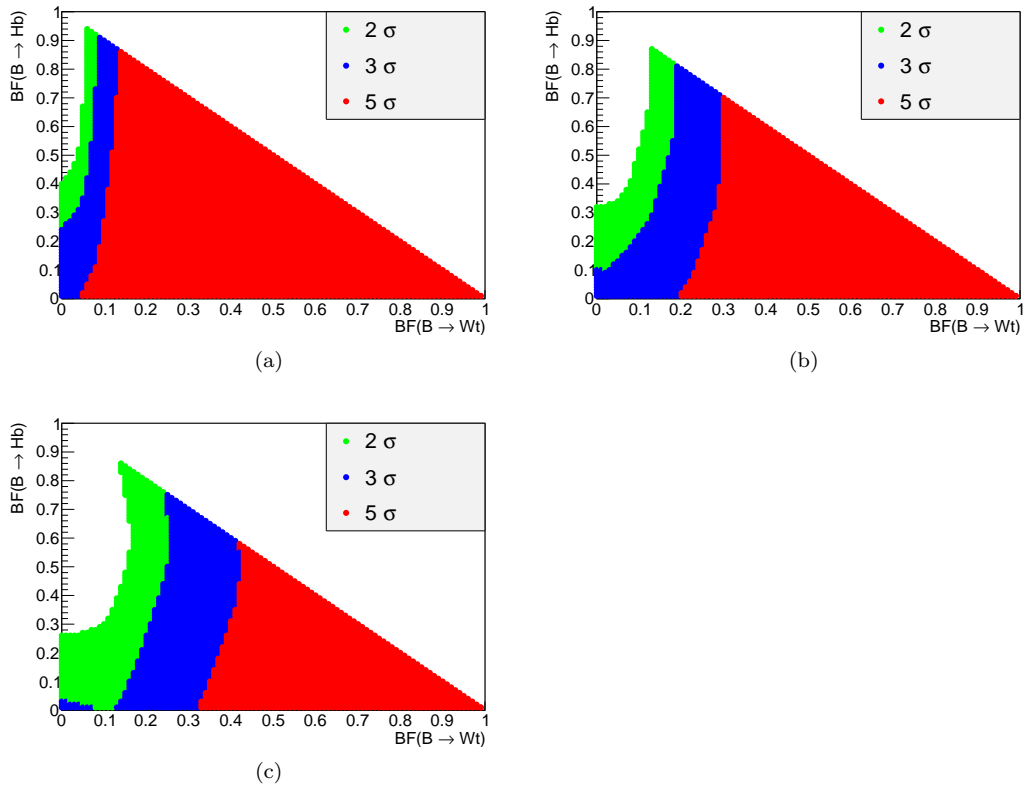


Figure 3: Expected sensitivity to pair production of 1000 GeV B quarks at a 14 TeV LHC, assuming an average of 140 interactions per bunch crossing and an integrated luminosity of 3000 fb^{-1} . The assumed systematic uncertainty, expressed as a fraction of the background yield, is 0 for (a), 20% for (b), and 40% for (c).

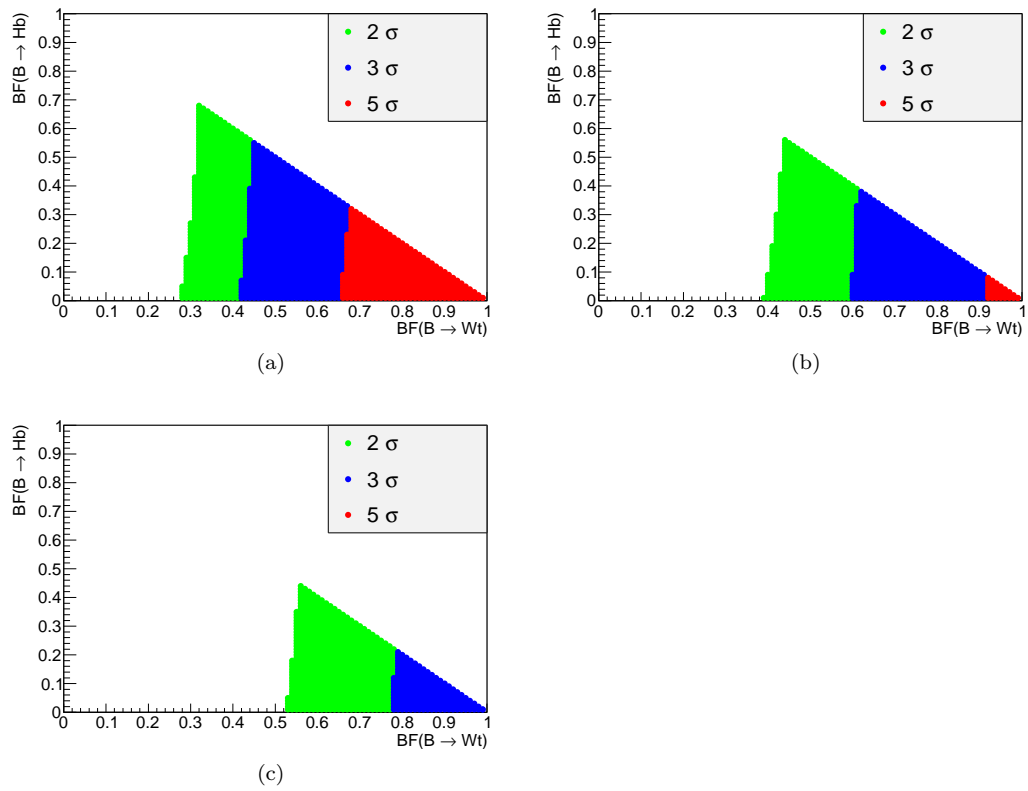


Figure 4: Expected sensitivity to pair production of 1500 GeV B quarks at a 14 TeV LHC, assuming an average of 140 interactions per bunch crossing and an integrated luminosity of 3000 fb^{-1} . The assumed systematic uncertainty, expressed as a fraction of the background yield, is 0 for (a), 20% for (b), and 40% for (c).

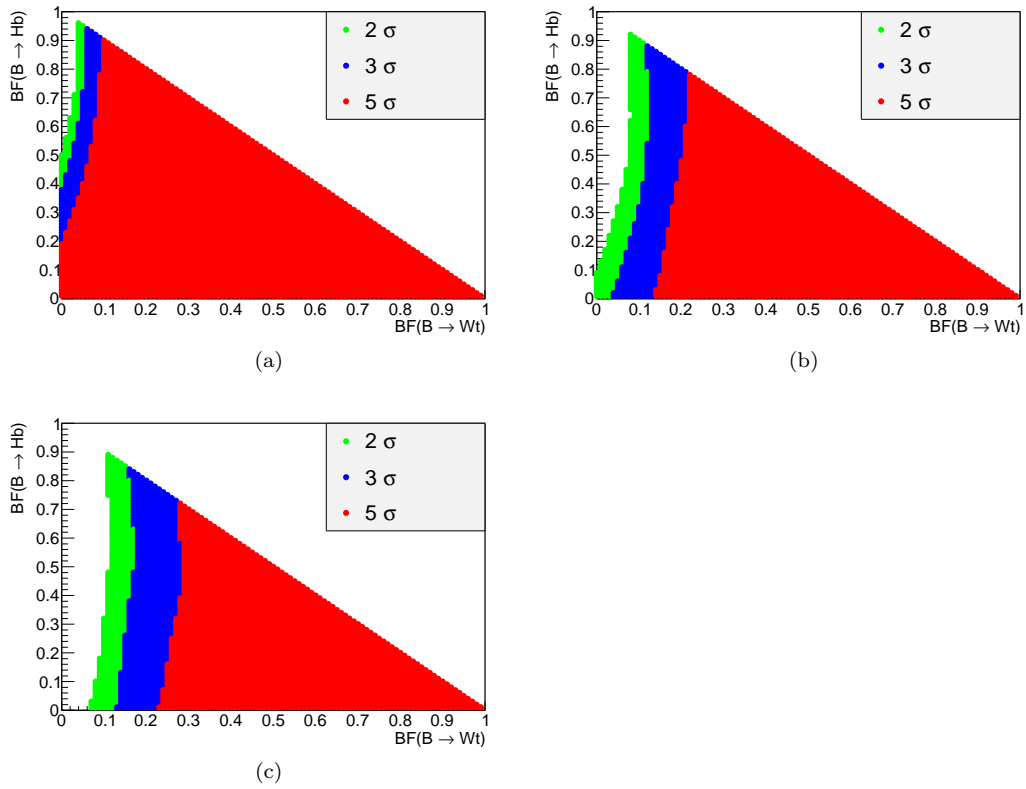


Figure 5: Expected sensitivity to pair production of 1000 GeV B quarks at a 33 TeV LHC, assuming an average of 50 interactions per bunch crossing and an integrated luminosity of 300 fb^{-1} . The assumed systematic uncertainty, expressed as a fraction of the background yield, is 0 for (a), 20% for (b), and 40% for (c).

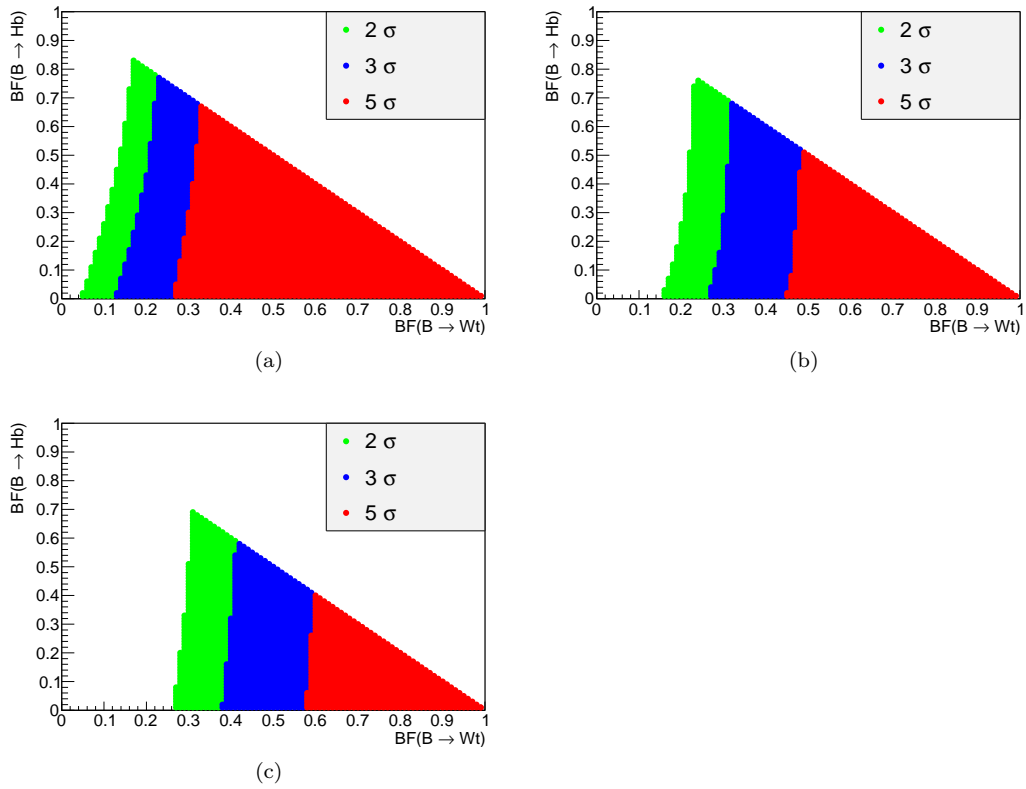


Figure 6: Expected sensitivity to pair production of 1500 GeV B quarks at a 33 TeV LHC, assuming an average of 50 interactions per bunch crossing and an integrated luminosity of 300 fb^{-1} . The assumed systematic uncertainty, expressed as a fraction of the background yield, is 0 for (a), 20% for (b), and 40% for (c).

Table 2: Expected signal and background yields for the optimized selection at $\sqrt{s} = 14$ TeV, assuming that the mass of the B is 1000 GeV, $\text{BF}(B \rightarrow Wt) = 0.5$, and $\text{BF}(B \rightarrow Zb) = \text{BF}(B \rightarrow Hb) = 0.25$. The average number of interactions per bunch crossing is represented by μ .

Scenario	$\mathcal{L} = 300 \text{ fb}^{-1}, \mu = 50$			$\mathcal{L} = 3000 \text{ fb}^{-1}, \mu = 140$		
	0	20%	40%	0	20%	40%
Systematics	0	20%	40%	0	20%	40%
Diboson	94	4.3	2.0	177	28.4	9.2
$t\bar{t} + W/Z$	183	30.6	11.1	846	78.3	17.9
$t\bar{t}$	48	4.4	1.8	420	41.1	10.0
Total bkg	325	39.3	15.0	1442	148	37.0
Signal	181	71.5	15.0	1202	355	124

Table 3: Expected signal and background yields for the optimized selection at $\sqrt{s} = 14$ TeV, assuming that the mass of the B is 1500 GeV, $\text{BF}(B \rightarrow Wt) = 0.5$, and $\text{BF}(B \rightarrow Zb) = \text{BF}(B \rightarrow Hb) = 0.25$. The average number of interactions per bunch crossing is represented by μ .

Scenario	$\mathcal{L} = 300 \text{ fb}^{-1}, \mu = 50$			$\mathcal{L} = 3000 \text{ fb}^{-1}, \mu = 140$		
	0	20%	40%	0	20%	40%
Systematics	0	20%	40%	0	20%	40%
Diboson	1.5	0.8	0.8	15.7	6.7	0.8
$t\bar{t} + W/Z$	7.0	2.5	2.5	37.9	9.0	2.8
$t\bar{t}$	1.3	0.4	0.4	20.3	4.8	1.9
Total bkg	9.8	3.7	3.7	73.9	20.5	5.4
Signal	4.36	2.9	2.9	37.3	18.0	7.7

set of branching ratios are given in Tables 2-5. One can also compute the upper limit on the B quark mass for a given signal significance using these assumed branching fractions. The results, for the scenario where the systematic uncertainties are 20% of the background yield, are given in Table 6.

5 Discussion

It should be noted that there are several limitations to this study. Among these are that some physics effects that could reduce the efficiency for signal or increase background are not available within the DELPHES fast simulation, and there has been no attempt to rigorously estimate the systematic uncertainties for future accelerators. On the other hand, the analysis presented uses a simple square-cut event selection, and bases the sensitivity estimate on the counts of signal and background events expected to pass the selection. When the actual data from future accelerators is available, more sophisticated analysis tools, such

Table 4: Expected signal and background yields for the optimized selection at $\sqrt{s} = 33$ TeV, assuming that the mass of the B is 1000 GeV, $\text{BF}(B \rightarrow Wt) = 0.5$, and $\text{BF}(B \rightarrow Zb) = \text{BF}(B \rightarrow Hb) = 0.25$. The average number of interactions per bunch crossing is represented by μ .

Scenario	$\mathcal{L} = 300 \text{ fb}^{-1}, \mu = 50$		
	0	20%	40%
Diboson	547	8.5	7.0
$t\bar{t} + W/Z$	1656	62.3	54.0
$t\bar{t}$	1628	20.8	18.2
Total bkg	3302	91.7	79.2
Signal	3040	390	356.4

Table 5: Expected signal and background yields for the optimized selection at $\sqrt{s} = 33$ TeV, assuming that the mass of the B is 1500 GeV, $\text{BF}(B \rightarrow Wt) = 0.5$, and $\text{BF}(B \rightarrow Zb) = \text{BF}(B \rightarrow Hb) = 0.25$. The average number of interactions per bunch crossing is represented by μ .

Scenario	$\mathcal{L} = 300 \text{ fb}^{-1}, \mu = 50$		
	0	20%	40%
Diboson	102	3.1	3.1
$t\bar{t} + W/Z$	236	17.2	17.2
$t\bar{t}$	118	5.8	5.8
Total bkg	456	26.2	26.2
Signal	245	56.0	56.0

Table 6: Expected upper limits on the B quark mass (in GeV) for a given statistical significance, assuming that $\text{BF}(B \rightarrow Wt) = 0.5$ and $\text{BF}(B \rightarrow Zb) = \text{BF}(B \rightarrow Hb) = 0.25$.

\sqrt{s} (TeV)	\mathcal{L} (fb^{-1})	2σ	3σ	5σ
14	300	1330	1210	1080
	3000	> 1500	1490	1330
33	300	> 1500	> 1500	> 1500

as some type of multi-variate analysis, will surely be used. This will not only provide better signal/background discrimination than estimated here, but also allow direct measurement of the background normalization by counting events with low MVA values.

It should also be noted that the observation of an excess in the same-sign lepton plus b jet and E_T^{miss} final state could not be directly attributed to B pair production, as there are other exotic phenomena that could cause such an excess. Narrowing the possibilities will require looking for excesses in other final states (lepton plus jets, selections with reconstructed Z bosons, etc.) and will therefore require more data than the initial observation.

References

- [1] M. Perelstein, M.E. Peskin, and A. Pierce, “Top Quarks and Electroweak Symmetry Breaking in Little Higgs Models”, *Phys. Rev. D* **69**, 075002 (2004).
- [2] R. Contino, L. Da Rold, and A. Pomarol, “Light custodians in natural composite Higgs models”, *Phys. Rev. D* **75**, 055014 (2007).
- [3] O. Matsedonskyi, G. Panico and A. Wulzer, “Light Top Partners for a Light Composite Higgs”, *JHEP* **1301**, 164 (2013).
- [4] D.B. Kaplan, “Flavor at ssc energies: A new mechanism for dynamically generated fermion masses ”, *Nucl. Phys. B* **365**, 259 (1991).
- [5] R. Contino. T. Kramer, M. Son and R. Sundrum, “Warped/Composite Phenomenology Simplified”, *JHEP* **0705**, 074 (2007).
- [6] , J.L. Hewett and T.G. Rizzo, “Low-energy phenomenology of super- string-inspired E_6 models”, *Phys. Rept.* **183**, 193 (1989).
- [7] J. de Favereau *et al.*, “DELPHES 3, A modular framework for fast simulation of a generic collider experiment”, arXiv:1307.6346 [hep-ex] (2013).
- [8] J. Anderson *et. al.*, “Snowmass Energy Frontier Simulations”, arXiv:1309.1057 (2013).
- [9] A. Avetisyan *et. al.*, “Methods and Results for Standard Model Event Generation at $\sqrt{s} = 14$ TeV, 33 TeV and 100 TeV Proton Colliders (A Snowmass Whitepaper)”, arXiv:1308.1636 (2013).
- [10] J. Alwall *et al.*, “MadGraph 5: Going Beyond”, *JHEP* **1106**, 128, arXiv:1106.0522 [hep-ph] (2011).
- [11] T. Sjöstrand, et al., *Comput.Phys.Commun.* **178**, 852, arXiv:0710.3820 (2008).