

# Transients in the Synchronization of Oscillator Arrays

Carlos E. Cantos\*, J. J. P. Veerman†

November 21, 2021

## Abstract

The purpose of this note is threefold. First we state a few conjectures that allow us to rigorously derive a theory which is asymptotic in  $N$  (the number of agents) that describes transients in large arrays of (identical) linear damped harmonic oscillators in  $\mathbb{R}$  with completely decentralized nearest neighbor interaction. We then use the theory to establish that in a certain range of the parameters transients grow *linearly* in the number of agents (and faster outside that range). Finally, in the regime where this linear growth occurs we give the constant of proportionality as a function of the signal velocities (see [3]) in each of the two directions. As corollaries we show that symmetric interactions are far from optimal and that all these results independent of (reasonable) boundary conditions.

## 1 Introduction

In this paper we formulate a theory for transients of certain large arrays of linear damped harmonic oscillators. For our purposes transients are solutions of a high-dimensional system  $\dot{\zeta} = f(\zeta)$  that converge to a stable equilibrium. We investigate transients of the linearized equations, i.e.  $\dot{\zeta} = M\zeta$  where  $M$  is a square matrix. It is well-known (see [25] and [24]) that transients of high dimensional systems cannot successfully be analyzed by looking at the spectrum of the linear operators unless the operator is *normal*. An  $N \times N$  square matrix  $M$  is *normal* if it commutes with its (conjugate) transpose, or equivalently (by the spectral theorem), if its eigenvectors form an orthonormal basis of  $\mathbb{C}^N$ . If the operator  $M$  is not normal then only in the limit as  $t \rightarrow \infty$  is the spectrum decisive. The spectrum of the operator gives therefore very little information about high dimensional transients.

In this work we consider arrays of (linear damped harmonic) oscillators on the line interacting with their nearest neighbors. We label the agents from 0 to  $N$  (from right to left) and describe the interaction as, for all  $k \in \{0, \dots, N\}$ :

$$\ddot{x}_k = f(x_k - x_{k-1}, x_k - x_{k+1}, \dot{x}_k - \dot{x}_{k-1}, \dot{x}_k - \dot{x}_{k+1}) \quad (1.1)$$

The orbit,  $x_0(t)$ , of *the leader* is prescribed as  $x_0(t) = \max\{0, v_0 t\}$  (to the right). We formulate a theory that quantitatively describes the response of the flock if  $N$  is large. Before we do so, it will serve us well to keep one of the main applications of our theory in mind. Suppose we have a long sequence of cars equipped with automatic pilots waiting for a traffic light. At  $t = 0$  the light turns green and the lead car (or *leader*) acquires constant speed  $v_0 > 0$ . Each car is equipped with a sensor that perceives relative position and velocity of each of their neighbors (back and front). This input is then used as feedback for the acceleration of each of the cars. The purpose is that the cars follow each other as well as possible, until everyone moves behind the leader with the same speed. It turns out that if done correctly, the acceleration of the leader causes a perturbation throughout the system (*the transient*), until the system, assuming it is asymptotically stable, settles down again. The question is: What is the algorithm for the feedback that minimizes the transients? While a lot of work has been done to find interesting systems of differential equations that can simulate flock behavior — many of these consist of nonlinear equations (see [10], [14]) — our emphasis is

\*Fariborz Maseeh Dept. of Math. and Stat., Portland State Univ., Portland, OR, USA.

†Fariborz Maseeh Dept. of Math. and Stat., Portland State Univ., Portland, OR, USA, and also CCQCN, Dept of Physics, University of Crete, 71003 Heraklion, Greece; e-mail: veerman@pdx.edu

more related to performance. We aim to characterize the transient qualitatively and quantitatively when the number of cars is large.

We formulate a theory (for the indicated initial conditions) that is comprehensive in that it covers all parameter values of the models we consider (including the different boundary conditions), explicit in the sense that it gives explicit answers for what the transients are, and simple in the sense that it generalizes to more complex situations. The cases covered by the theory developed in this paper cover all possible linearizations of Equation 1.1 (and that includes non-symmetric interactions and different boundary conditions). To the best of our knowledge there is no literature that considers (let alone analyzes) the problem in this generality. The price we pay for such a general theory is that we cannot prove all our statements. We need some conjectures, and these will be spelled out in Section 3.

In Section 2 we set the definitions and sketch some of our previous results. Those results do not depend on conjectures, but are more restrictive and the methods are hard to generalize. We also introduce the notion of *flock stability*. Flock stability means that (time-)responses to initial perturbations grow less than exponential in the number  $N$  of agents as  $N$  tends to infinity. This notion is independent of that of *asymptotic stability* which deals with the growth of the response of a single system (with  $N$  fixed) the response as  $t \rightarrow \infty$ .

Section 3 contains our main results. In Definition 3.2 we set out a number of principles (conjectures) that allow us to rigorously derive a theory for these systems. Using this theory we then find the parameter range for which parameters the transients are well-behaved (Proposition 3.3). Within that range, solutions of our system are traveling waves with high frequency attenuation, and we give a precise analytical description of the transients as functions of the parameters (Theorem 3.5). The theory is asymptotic in the number of agents.

Since our theory rests on conjectures we need to verify its conclusions. In Section 4 we compare our results with measurements done in 360 simulations. The results are in excellent agreement. We close with some final remarks in Section 5.

## 2 Nearest Neighbor Flocks in $\mathbb{R}$

Ever since the inception ([5], [8]) of the subject it has been a challenge to mathematically express the notion *decentralized* ([6]). Here is how we interpret it (following [26] and [29]): In a decentralized flock the only information an agent receives are the position and velocity relative to it of nearby agents, i.e. the acceleration of the  $k$ th agent is a function of the differences  $x_k - x_i$  and  $\dot{x}_k - \dot{x}_i$  where  $i$  runs over the neighbors of  $k$  and agents do not receive information from an outside source. The only exception to this is the *leader*, whose orbit is prescribed. This motivates the following definition.

**Definition 2.1** *We consider the system given by Equation 1.1 for all  $k \in \{0, \dots, N\}$ , where for  $k \in \{1, \dots, N - 1\}$  the  $f_k$  are equal to  $f : \mathbb{R}^4 \rightarrow \mathbb{R}$ ,  $f_0 = 0$ , and  $f_N$  is different from the others due to boundary conditions. In addition we require that there is  $\Delta > 0$  so that  $f_k(-\Delta, \Delta, 0, 0) = 0$ .*

For all real constants  $x_0$  and  $v_0$  and for positive  $\Delta$

$$\forall k \in \{0, \dots, N\} : \quad x_k = v_0 t + x_0 - \Delta k$$

are the *coherent motions* of the flock as a whole with velocity  $v_0$  and inter-agent distance  $\Delta$ . It is easy to check that these are solutions of the Equation 1.1 if and only if for all  $k$  we have  $f_k(-\Delta, \Delta, 0, 0) = 0$ . Hence the additional requirement in the definition.

If we substitute

$$x_k = v_0 t + x_0 - \Delta k + \varepsilon z_k$$

into Equation 1.1 and work out the first order in  $\varepsilon$  and use that  $f_k(-\Delta, \Delta, 0, 0) = 0$ . we then obtain the following Proposition.

**Proposition 2.2** *The linearization of the system given in Definition 2.1 around the coherent solutions is, for all*

$k \in \{1, \dots, N-1\}$ :

$$\ddot{z}_k = g_x [\rho_{x,-1} z_{k-1} + \rho_{x,0} z_k + \rho_{x,1} z_{k+1}] + g_v [\rho_{v,-1} \dot{z}_{k-1} + \rho_{v,0} \dot{z}_k + \rho_{v,1} \dot{z}_{k+1}] \quad (2.1)$$

Here  $g_x$ ,  $g_v$ ,  $\rho_{x,i}$  and  $\rho_{v,i}$  are constants,  $\sum_j \rho_{x,j} = 0$ , and  $\sum_j \rho_{v,j} = 0$ . At  $t = 0$  the system is at rest and after that the leader moves with constant velocity ( $z_0(t) = v_0 t$ ). The equation for the last agent is discussed in Definition 2.3.

This leads us to the consideration of boundary conditions. The orbit of the leader is prescribed. But for agent  $N$  (the last one) we have to make a choice. Some reasonable choices (but not the only ones) are enumerated in the Definition below. If agents have more than 2 neighbors the number of ‘reasonable’ boundary conditions becomes greater.

**Definition 2.3** (Boundary Conditions) *Let  $S_N$  be the linearized system in Proposition 2.2. We specify the orbits of the first and last agents. The first agent’s (the leader’s) motion is described by:*

$$z_0(t) = \begin{cases} 0 & \text{if } t < 0 \\ tv_0 & \text{if } t \geq 0 \end{cases}$$

The boundary conditions are expressed in the equation for  $\ddot{z}_N$  and are characterized by the parameters  $\beta_x$  and  $\beta_v$ :

$$\ddot{z}_N = g_x \beta_x [-z_{N-1} + z_N] + g_v \beta_v [-\dot{z}_{N-1} + \dot{z}_N]$$

1. Variable mass boundary conditions:  $\beta_x = -\rho_{x,-1}$  and  $\beta_v = -\rho_{v,-1}$
2. Regular boundary conditions:  $\beta_x = \beta_v = 1$

The first set of boundary conditions arises from simply leaving out the dependence on the relative velocity and position of the rear-neighbor. When  $\rho_{x,1} = \rho_{x,-1}$  and  $\rho_{v,1} = \rho_{v,-1}$ , these boundary conditions give rise to *symmetric* Laplacian matrices  $L_x$  and  $L_v$ . For this reason that boundary condition is most often used (e.g. see [31], [15]). Notice though that physically this is akin to changing the mass of the last car. In that sense the second set of boundary conditions (used by other authors, e.g. [5]) is more realistic.

We now give a definition of flock stability that is sufficient for our considerations. (More details can be found in [27, 28, 23].) The definition of asymptotically stable is standard (see [18]).

**Definition 2.4** (Flock stability) *The collection of systems  $S_N$  of Definition 2.3 is called flock stable if it is asymptotically stable and if  $\max_{t \in \mathbb{R}} |z_N(t)|$  grows sub-exponentially in  $N$ .*

Earlier characterizations of flocks concentrated on *string stability*, which is the variation of the *relative distances between neighbors* (e.g. [6], [17], [7], [20], [16], [21], [22], [13]). This is hard to generalize for more complicated flocks in dimension 2 or higher. Also most of these papers, and many others ([13], [31]), in fact consider the size of frequency response as a measure of stability. While this is mathematically equivalent to the time-domain response, it is often difficult or impossible to calculate the time-response from the frequency response (see for instance [27], [28], [9], [12]). Since it is our interest to calculate precise shapes and sizes of transients in the time-domain, we use a very different approach.

We now summarize what is known about the transients of the system in Definition 2.1. In Figure 2.1 a simulation of the response when the leader leaves at  $t = 0$  with unit velocity is shown. Each represents the orbit of an agent *relative to the leader* (so that the leader appears to stand still). In what follows we will characterize the orbit of the last agent,  $z_N(t)$ , in terms of its local extrema  $A_k$ , the period  $T$ , which is the (average) time elapsed between  $T_k$  and  $T_{k+2}$ , and the attenuation  $\alpha$ , which is the (average of the) ratio  $A_{k+2}/A_k$  (see Figure 2.1).

**Theorem 2.5** *i) ([30]) The system  $S_N$  (see Definition 2.3) with  $\rho_{v,1} = \rho_{x,1} = -1/2$  and regular boundary conditions, is flock stable and*

$$\alpha = 1 \quad \text{and} \quad A_1 = -\sqrt{\frac{|g_x|}{2}} \quad \text{and} \quad T_2 = \frac{4\sqrt{2}N}{\sqrt{|g_x|}}$$

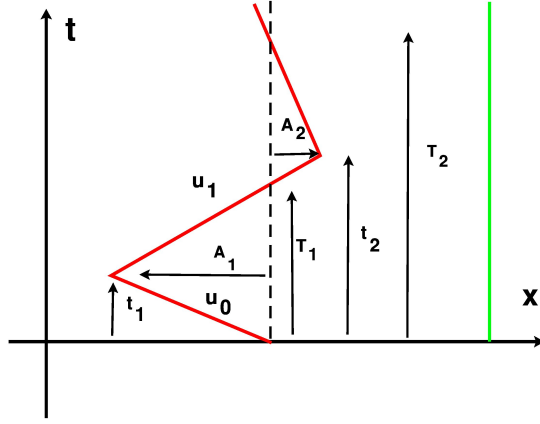


Figure 2.1: Schematic representation of orbit of agent with largest fluctuation relative to the leader. Horizontal is position, vertical is time. The vertical (green) segment on the far right represents the leader's orbit. The dashed line represents the equilibrium position of the trailing agent. The oscillating (red) line represents the actual orbit. The response times  $t_i$ , the times  $T_k$  at which the orbit crosses its equilibrium position, and the amplitudes  $A_k$  are indicated.

All expressions are asymptotic in  $N$ .

ii) ([27], [28], [23]) The system  $S_N$  (see Definition 2.3) with  $\rho_{v,1} = \rho_{x,1} = r$  and regular boundary conditions, is asymptotically stable and flock unstable for all  $r \in (-1, 0) \setminus \{-1/2\}$ .

**Remark:** We note that the case  $r \in (-1/2, 0)$  is particularly interesting since the real parts of the non-zero eigenvalues are bounded by  $\max\{-\frac{g_x}{g_v}, g_v(1 - 2\sqrt{|r|(1+r)})\}$  while when  $r = -1/2$  the real parts tend to 0 as  $N \rightarrow \infty$ . Nonetheless the only flock stable case is the latter.

Finally we need the nearest neighbor model  $S_N^*$  with periodic boundary conditions (no leader) studied in [3].

**Definition 2.6** The standard system  $S_N^*$  is given as follows. For all  $k \in \{1, \dots, N\}$ ,

$$\ddot{z}_k = g_x [\rho_{x,-1} z_{k-1} + \rho_{x,0} z_k + \rho_{x,1} z_{k+1}] + g_v [\rho_{v,-1} \dot{z}_{k-1} + \rho_{v,0} \dot{z}_k + \rho_{v,1} \dot{z}_{k+1}]$$

where

$$\rho_{x,j} = \rho_{x,j+N} \quad \text{and} \quad \rho_{v,j} = \rho_{v,j+N} \quad \text{and} \quad z_j = z_{j+N}$$

Here  $g_x$ ,  $g_v$ ,  $\rho_{x,i}$  and  $\rho_{v,i}$  are constants, and  $\sum_j \rho_{x,j} = 0$ , and  $\sum_j \rho_{v,j} = 0$ . Further, let the initial conditions  $z_k(0)$  and  $\dot{z}_k(0)$  be such that the Fourier series of  $z_k(0)$  has coefficients  $a_m$  that decay (at least) quadratically in  $m$ .

**Theorem 2.7** (See [3]) Fix  $0 < \alpha < 1/2 < \beta < 2/3$  and  $K > 1$ . Denote the solution of  $S_N^*$  as  $z_j(t)$ . For all  $\varepsilon > 0$  there is an  $N_0 \in \mathbb{N}$  such that for any  $N > N_0$  there exist waves  $f_+$  and  $f_-$  such that:

$$|z_j(t) - f_-(j - c_- t) - f_+(j - c_+ t)| < \varepsilon, \quad (2.2)$$

for all  $t \in \left[\frac{N}{|c_-|}, K \frac{N}{|c_-|}\right] \cap \left[\frac{N}{c_+}, K \frac{N}{c_+}\right]$ . Furthermore the signal velocities  $c_{\pm}$  (in terms of number of agents per unit time) are given by:

$$c_{\pm} = -\frac{g_v(1 + 2\rho_{v,1})}{2} \pm \sqrt{\frac{g_v^2(1 + 2\rho_{v,1})^2}{4} - \frac{g_x}{2}}, \quad (2.3)$$

where  $c_+ > 0$  and  $c_- < 0$ .

### 3 Transients in Nearest Neighbor Systems

Our aim in this section is first of all to set out some basic principles that allow us to rigorously analyze the transients of the system. And secondly to carry out that analysis and give a complete characterization of the transients.

**Definition 3.1** Let  $P_N$  be the system given by Definition 2.3 with the exception  $z_0(t)$ , which is given by  $z_0(t) = p(t)v_0$ . Here  $p$  satisfies  $\int p(s) ds = 1$  and has compact support.  $v_0$  is the velocity of the leader (see Proposition 2.2).

**Remark:**  $P_N$  is obtained by differentiating  $S_N$  twice. Therefore solutions of  $S_N$  can be obtained by integrating solutions of  $P_N$  twice.

We will use the following principles to guide our solution of the system  $P_N$  in the order that they will be used. We will use the word *unit pulse* for a function  $p(t)$  satisfying the requirements given in Definition 3.1.

**Definition 3.2 , Principles for solving  $P_N$ :** Fix all parameters and a pulse  $p$  with support in an interval  $[-\varepsilon, \varepsilon]$ . For  $N$  large enough, the following holds:

1. If  $S_N^*$  is asymptotically unstable then  $S_N$  is asymptotically unstable or flock unstable.
2. The evolution of  $P_N$  is the same as that of  $S_N^*$  except at the boundaries.
3. If  $P_N$  is asymptotically stable and flock stable then the left boundary condition of the solution of  $P_N$  is given by  $\partial_j z_j(t)|_{j=N} = 0$ .
4. The right boundary condition of the solution of  $P_N$  is given by  $z_0(t) = p(t)$ .
5. If  $P_N$  is asymptotically stable and flock stable then a unit pulse  $p$  propagating through the system remains a unit pulse until boundary effects take place.

**Remarks:** It is worthwhile to comment on the mathematical status of these principles. Principle 4 is true, because is part of the definition of  $P_N$ . We have not been able to encounter a formal proof of Principle 2. However, it seems reasonable that a traveling signal or pulse does not “feel” the boundary if it is far away from it. This principle is widely used in many areas of science (eg phonons in condensed matter physics) and we feel justified in following the literature. This leaves Principles 1, 3, and 5 as our real Conjectures. The final justification of these assumptions lies in the agreement between their implied results and numerical simulations (Section 4). However below we give some additional reasons why these particular conjectures make sense.

Principle 1 is based on the following intuition. It is easy to see that the  $2N$ -dimensional space of solutions of the linear operator of  $S_N^*$  has  $N$  two-dimensional ( $\mathbb{C}^2$ ) eigenspaces that are orthogonal each other. The two eigenvectors within each plane are typically not orthogonal. In changing the boundary condition from those in  $S_N^*$  to those of  $S_N$ , these planes lose orthogonality. Thus one expects the dynamics typical for high dimensional non-normal systems to be more pronounced in  $S_N$  than in  $S_N^*$ . The salient aspect of this kind of dynamics is the fact that asymptotically stable systems nonetheless have exponentially large transients (see [24] and [25]). Since these systems are in some sense close to another, one expects the initial behavior of both systems to be close for some time. Thus initial growth of transients in one will indicate growth of transients in the other: this growth may be due to asymptotic instability or to flock instability.

Principle 3 is related to the fact that agent  $N$  in the boundary has no restrictions of movement (as opposed to agent 0 which is held fixed, see Principle 4). Thus Principle 3 expresses what is known as a *free boundary condition* in the analysis of the wave equation in one dimension (see [4], Appendix 2 to Chapter 5). Note that it renders the problem *independent of the details of the boundary condition* in Definition 2.3. (See [19] for a study of the dependence on boundary conditions.) This free boundary condition has been used when replacing a similar system with a PDE ([1]). Very recently this boundary was independently proposed by [12] for a discrete system.

If we combine Principle 2 with Theorem 2.7 we see that Principle 5 holds for low-frequency pulses. If  $p(t)$  does contain high frequencies, we do not have a formal proof. However it appears that in this case the high-frequency damping does not affect  $\int z_j(t) dt$  as  $j$  increases. Writing the above solution of the wave equation as a sum of eigensolutions, it appears that the integral only depends on coefficient of the eigensolution associated to the eigenvalue zero (ie: it doesn't decay).

**Proposition 3.3** *A necessary condition for the system  $S_N$  to be asymptotically stable and flock stable is*

$$\rho_{x,-1} = \rho_{x,1} \quad \text{and} \quad g_x \rho_{x,0} < 0 \quad \text{and} \quad g_v \rho_{v,0} < 0$$

**Proof:** This is a direct consequence of principle 1 and the fact that  $S_N^*$  is asymptotically stable if and only if these conditions hold (see [3]). ■

**Remark:** From now on we will restrict ourselves to systems that satisfy the conditions of this proposition. To simplify notation (and without loss of generality) we will re-scale  $g_x$  and  $g_v$  so that  $\rho_{x,0} = \rho_{v,0} = 1$ . We will write:

$$\rho_{x,0} = \rho_{v,0} = 1 \quad \text{and} \quad \rho_{x,-1} = \rho_{x,1} = -1/2 \quad \text{and} \quad g_x < 0 \quad \text{and} \quad g_v < 0 \quad (3.1)$$

**Proposition 3.4** *Let  $P_N$  be as in Definition 3.1 and Equation 3.1. Fix the impulse  $p(t)$ , and  $K > 1$ . As  $N$  tends to infinity, the orbit of the last agent, in the time interval  $t \in \left[ \frac{N}{|c_-|}, K \frac{N}{|c_-|} \right] \cap \left[ \frac{N}{c_+}, K \frac{N}{c_+} \right]$  will tend to:*

$$z_N(t) = \frac{c_+ - c_-}{c_+} \sum_{k=0}^{\infty} \left( \frac{c_-}{c_+} \right)^k f_k \left( t - \frac{N}{c_+} - \left( \frac{1}{c_+} - \frac{1}{c_-} \right) kN \right) v_0$$

Here the  $f_k$  are unit pulses.

**Proof:** By Principle 2 the system evolves as  $S_N^*$ . By Theorem 2.7 the solution  $z_j(t)$  can be expressed as a sum of traveling waves.

It remains to analyze the effect of the boundaries at  $j = N$  and  $j = 0$  on the solution. For this we give a reasoning analogous to the analysis in [4], Appendix 2 to Chapter 5. There are two substantial modifications. The spatial variable is discrete and the signal velocities depend on the direction. Because the system is linear we may use 1 instead of  $v_0$  and multiply the solution we then obtain by  $v_0$ .

We start by noting that Principle 3 gives:

$$-\frac{1}{c_+} \psi' \left( t - \frac{N}{c_+} \right) - \frac{1}{c_-} \phi' \left( t - \frac{N}{c_-} \right) = 0$$

Assume that  $\phi$  and  $\psi$  are continuous and integrate with respect to  $t$  to get:

$$c_- \psi \left( t - \frac{N}{c_+} \right) + c_+ \phi \left( t - \frac{N}{c_-} \right) = 0 \quad (3.2)$$

Substitute  $s_- = t - N/c_-$  into Equation 3.2 to get

$$\phi(s_-) = -\frac{c_-}{c_+} \psi \left( s_- - \left( \frac{1}{c_+} - \frac{1}{c_-} \right) N \right) \quad (3.3)$$

Principle 4 and Theorem 2.7 (with  $j = 0$ ) give  $\psi(s_-) + \phi(s_-) = p(s_-)$ . Substitute Equation 3.3 into this and we get a recursion

$$\psi(s_-) = p(s_-) + \frac{c_-}{c_+} \psi \left( s_- - \left( \frac{1}{c_+} - \frac{1}{c_-} \right) N \right)$$

And that implies:

$$\psi(s_-) = p(s_-) + \sum_{k=1}^{\infty} \left( \frac{c_-}{c_+} \right)^k p \left( s_- - \left( \frac{1}{c_+} - \frac{1}{c_-} \right) kN \right)$$

We note that for finite  $s_-$ , this is a finite sum because  $c_- < 0$  and therefore  $\left( \frac{1}{c_+} - \frac{1}{c_-} \right)$  is positive, so that for  $k$  sufficiently large  $p \left( s_- - \left( \frac{1}{c_+} - \frac{1}{c_-} \right) kN \right) = 0$ .

On the other hand by using  $s_+ = s_- - \left(\frac{1}{c_+} - \frac{1}{c_-}\right) N$ , we see that Equation 3.3 gives:

$$\psi(s_+) = -\frac{c_+}{c_-} \phi\left(s_+ + \left(\frac{1}{c_+} - \frac{1}{c_-}\right) N\right) \quad (3.4)$$

We substitute this into  $\psi(s_+) + \phi(+)= p(s_+)$  and get

$$-\frac{c_+}{c_-} \phi\left(s_+ + \left(\frac{1}{c_+} - \frac{1}{c_-}\right) N\right) + \phi(s_+) = p(s_+)$$

Substituting  $s_-$  back this gives

$$\phi(s_-) = -\frac{c_-}{c_+} p\left(s_- - \left(\frac{1}{c_+} - \frac{1}{c_-}\right) N\right) + \frac{c_-}{c_+} \phi\left(s_- - \left(\frac{1}{c_+} - \frac{1}{c_-}\right) N\right)$$

and that implies:

$$\phi(s_-) = -\sum_{k=1}^{\infty} \left(\frac{c_-}{c_+}\right)^k p\left(s_- - \left(\frac{1}{c_+} - \frac{1}{c_-}\right) kN\right)$$

Again this is a finite sum.

Summing  $\psi(t - j/c_+)$  and  $\phi(t - j/c_-)$  gives the general solution of the system (see Theorem 2.7)

$$z_j(t) = p\left(t - \frac{j}{c_+}\right) + \sum_{k=1}^{\infty} \left(\frac{c_-}{c_+}\right)^k \left[ p\left(t - \frac{j}{c_+} - \left(\frac{1}{c_+} - \frac{1}{c_-}\right) kN\right) - p\left(\left(t - \frac{j}{c_-}\right) - \left(\frac{1}{c_+} - \frac{1}{c_-}\right) kN\right) \right]$$

Upon setting  $j = N$ , the terms telescope, and one obtains the solution

$$z_N(t) = \frac{c_+ - c_-}{c_+} \sum_{k=0}^{\infty} \left(\frac{c_-}{c_+}\right)^k p\left(t - \frac{N}{c_+} - \left(\frac{1}{c_+} - \frac{1}{c_-}\right) kN\right)$$

Notice that according to Theorem 2.7, the functions  $f_-$  and  $f_+$  are not necessarily the same as the original pulse in the indicated time-interval (due to dispersion). Hence we replace  $p$  by  $f_k$ . ■

**Remark:** In fact, from the proofs of Proposition 4.7 and Theorem 4.8 in [3], we can see that the high frequencies are quickly damped, and thus the  $f_k$  in the above result are smoothed, low-frequency versions of the original pulse.

The quantities used in the next Theorem are defined in Figure 2.1.

**Theorem 3.5** *Let  $S_N$  be as in Definition 2.3 and Equation 3.1. The following holds independent of the boundary conditions. Fix a positive integer  $k_0$ . As  $N$  tends to infinity, then the orbit  $z_N(t)$  of the last agent is characterized by the following relations when  $t \in [0, \frac{k_0 N}{c_+}]$ . Let  $1 \leq k \leq k_0$ , then:*

$$\begin{aligned} u_k &= -\left(\frac{c_-}{c_+}\right)^k v_0 \\ \frac{T_k}{N} &= \left(\frac{1}{c_+} - \frac{1}{c_-}\right) k \\ \frac{A_k}{N} &= -\left(\frac{c_-}{c_+}\right)^{k-1} \frac{v_0}{c_+} \end{aligned}$$

**Proof:** Proposition 3.4 gives us the solution of  $P_N$ , which is the acceleration of the solution of  $S_N$ . This tells us that at  $t_k \equiv \frac{N}{c_+} + \left(\frac{1}{c_+} - \frac{1}{c_-}\right) kN$  velocities change by

$$\int_{t_k - \varepsilon}^{t_k + \varepsilon} z_N(t) dt = \frac{c_+ - c_-}{c_+} \left(\frac{c_-}{c_+}\right)^k v_0$$

since by Principle 5,  $f_k(t)$  is a unit pulse. Since the initial velocity is  $u_0 = -v_0$  (with respect to the leader), we obtain the following recursion for the velocities  $u_k$  with respect to the leader

$$u_{k+1} = u_k + \frac{c_+ - c_-}{c_+} \left( \frac{c_-}{c_+} \right)^k v_0 \quad \text{and} \quad u_0 = -v_0$$

and this gives the first result.

Integrating once more (and noting that  $z_N(0) = 0$ ), we see that the orbit  $z_N(t)$  is given by a piecewise affine function whose slope in the interval  $(t_{k-1}, t_k)$ , with  $t_{-1} = 0$ , is given by  $u_k$ . From this we get the following recursion for the values of the local extrema of  $A_k$  of  $z_N(t)$ .

$$A_{k+1} = A_k + u_k \left( \frac{1}{c_+} - \frac{1}{c_-} \right) N \quad \text{and} \quad A_1 = -\frac{N}{c_+} v_0$$

For the intercept times  $T_k$  we set  $z_N(T_k) = 0$  and get

$$T_k = t_{k-1} + \tau_k \quad \text{where} \quad A_k + u_k \tau_k = 0 \quad \text{and} \quad T_0 = 0$$

■

## 4 Numerical Tests

To test these predictions (and the conjectures they are based upon), we ran 360 simulations and in each of these we measured 3 quantities. For each  $N \in \{100, 200, 400, 800, 1600, 3200\}$  and each of the two boundary conditions in Definition 2.3, we took a grid of 30 parameter values:  $\rho_{v,1} \in \{0, -0.1, -0.2, -0.3, -0.4, -0.5\}$  and  $g_v \in \{-0.25, -0.50, -1, -2, -4\}$ . In accordance with Equation 3.1, this covers all the parameters still available for variation in Equation 2.1, since  $\rho_{x,1} = -1/2$  and  $|g_x|$  can be set equal to 1 by rescaling time (i.e. by introducing  $\tau = \sqrt{|g_x|}t$ ). We measured three quantities directly from numerical simulations that were done with MATLAB's `ode45` algorithm with the relative and absolute tolerances set to  $10^{-6}$ : the amplitude  $A_1$  (see Figure 2.1), the period  $T$ , which is the (average) time elapsed between  $T_k$  and  $T_{k+2}$  (see Figure 2.1), and the attenuation  $\alpha$ , which is the ratio  $A_3/A_1$  (see Figure 2.1). We then compared these with the predicted values obtained in Theorem 3.5. The relative errors (that is:  $|\text{measured-predicted}|/|\text{predicted}|$ ) are displayed in the figures below, one for each type of boundary conditions. Note that each pair of points in the figures below represents measurements in each of the 30 grid points. This is a log-log plot, so that the slope corresponds to the power of the decay.

The convergence is slow, as can be seen. It appears to be  $\mathcal{O}(N^{-1/2})$  for the amplitude and attenuation and  $\mathcal{O}(N^{-1})$  for the period. It looks like it is not uniform in the parameters nor in the boundary conditions.

## 5 Further Remarks

In this paper we have formulated and numerically checked a theory that gives an explicit characterization of the transients for nearest neighbor systems of identical linear harmonic damped oscillators. The characterizations are asymptotic in the number of agents. We established that transients will be smallest if the system behaves like the wave equation and gave conditions on the parameters when that happens. In these cases we gave precise quantitative characterizations of the transients in terms of the parameters of the problem. These characterizations in this generality are new to the literature as is the fact that they are independent of the boundary conditions.

Interestingly, it turns out that good strategies to obtain small transients, involve non-symmetric interactions. Other authors ([1], [9], and [11]) have also noticed this phenomenon, but they did so in the context of slightly different models that are not strictly decentralized. An example of that is the model obtained from Equation 2.1 by replacing  $g_v \{\rho_{v,-1} \dot{z}_{k-1} + \rho_{v,0} \dot{z}_k + \rho_{v,1} \dot{z}_{k+1}\}$  with  $g_v \dot{z}_k$ .

Now that we know the transient as function of the parameters, it is reasonable to look for an optimal choice of parameters. There are many quantities that could be optimized. To illustrate our point here, we simply look at an index that involves the squares of the amplitudes, and by using Theorem 3.5 we get

$$I_E \equiv \frac{1}{N^2 v_0^2} \sum_{k=1}^{\infty} A_k^2 = \frac{1}{c_+^2 - c_-^2}$$



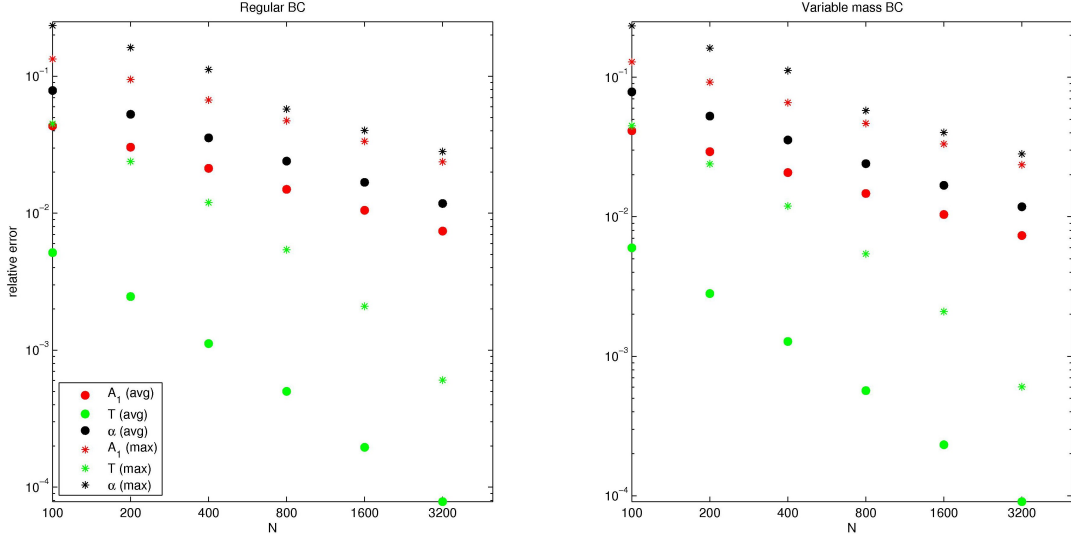


Figure 4.1: *Log-log plot of the relative errors (color online).*

Recall that according to that theorem the amplitude of the oscillations actually *increase* exponentially if  $|c_-| > |c_+|$  (given in Equation 2.3). It is easy to check that this happens whenever  $\rho_{v,-1} \leq -1/2$ . A straightforward calculation shows the following.

Note that  $g_x = 0$  gives a good coefficient ( $I_E = 1$ ) but does not spatially align the agents. As an example choose  $g_x = g_v = -2$ ,  $\rho_{x,1} = -1/2$ , and let  $\rho_{v,1}$  take the values  $-1/2$  and  $0$ . We take  $N = 400$  and the leader leaves with velocity  $v_0 = 1$ . The simulations are exhibited in Figure 5.1. The table below gives predictions for the various quantities. It is clear that the asymmetric choice  $\rho_{v,1} = 0$  far outperforms the symmetric choice  $\rho_{v,1} = -1/2$ .

	$c_+$	$c_-$	$A_1$	$T$	$\alpha$	$I_E$
$\rho_{v,1} = -1/2$	1	-1	400	1600	1	$\infty$
$\rho_{v,1} = 0$	$1 + \sqrt{2}$	$1 - \sqrt{2}$	166	2262	0.029	0.177

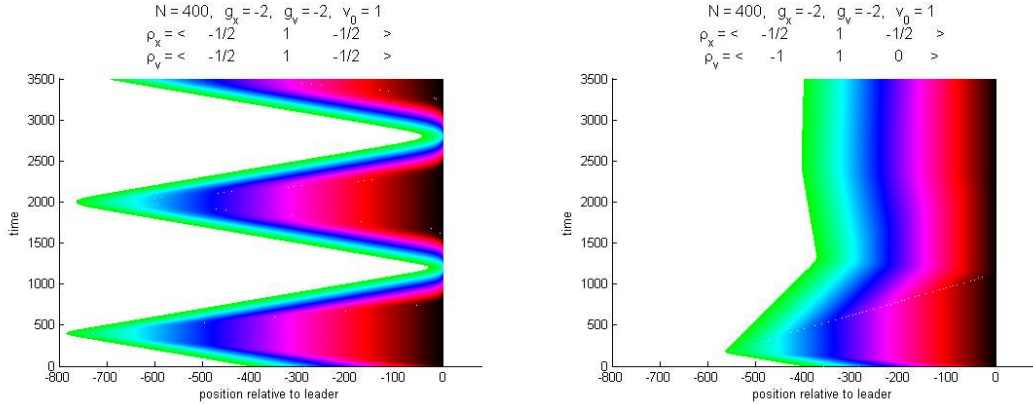


Figure 5.1: *Simulations for  $N = 400$ ,  $g_x = g_v = -2$  and  $\rho_{x,1} = -1/2$ , regular boundary conditions. In the first picture  $\rho_{v,1} = -1/2$ , in the second  $\rho_{v,1} = 0$ . Each color represent the orbit of one of the 400 individual agents. Horizontal is position relative to the leader, vertical is time.*

## References

- [1] P. Barooah, P. G. Mehta, J. P. Hespanha, *Mistuning Based Control Design to Improve Closed Loop Stability Margin of Vehicular Platoons*, IEEE Trans Autom Contr, Vol 54, N0 9, 2100-2113, 2009.

- [2] L. Brillouin, *Propagation of Electro-Magnetic Waves in Material Media*, Congrès International d'Electricité Vol 2, 739-788, 1933. Also appeared in: L. Brillouin, *Wave Propagation and Group Velocity*, Academic Press, 1960.
- [3] C. E. Cantos, J. J. P. Veerman, D. K. Hammond, *Signal Velocities in Oscillator Arrays*, Submitted.
- [4] R. Courant, D. Hilbert, *Methods of Mathematical Physics, Vol 2*, John Wiley and Sons, 1962.
- [5] R. E. Chandler, R. Herman, E. W. Montroll, *Traffic Dynamics: Studies in Car Following*, Op. Res. 6, 165-184, 1958.
- [6] K-C. Chu, *Decentralized Control of High-Speed Vehicle Strings*, Transportation Science 8, No 4, 361-384, 1974.
- [7] P. A. Cook, *Conditions for String Stability*, Syst. Contr. Lett. 54, 991-998, 2005.
- [8] R. Herman, E. W. Montroll, R. B. Potts, R. W. Rothery, *Traffic Dynamics: Analysis and Stability in Car Following*, Op. Res. 7, 86-106, 1959.
- [9] I. Herman, D. Martinec, Z. Hurák, M. Šebek, *PDdE-based Analysis of Vehicular Platoons with Spatio-Temporal Decoupling*, Proc 4th Workshop on Distributed Estimation and Control in Networked systems, Koblenz, Germany, 144-151, 2013.
- [10] N. E. Leonard, E. Fiorelli, *Virtual Leaders, Artificial Potentials and Coordinated Control of Groups*, Proc. IEEE Conference on Decision and Control, Orland (FL) 2001, 2968-2973.
- [11] F. Lin, M. Fardad, M. R. Jovanović, *Optimal Control of Vehicular Formations with Nearest Neighbor Interactions*, IEEE Trans. Autom. Contr., Vol 57, No 9, 2203-2218, 2012.
- [12] D. Martinec, I. Herman, Z. Hurák, M. Šebek, *Wave-absorber Vehicular Platoon Controller*, ArXiv 1311.2095.
- [13] R. H. Middleton, J. H. Braslavsky, *String Instability in Classes of Linear Time Invariant Formation Control with Limited Communication Range*, Trans. Aut. Contr. 55, Issue 7, 1519-1530, 2010.
- [14] R. Olfati-Saber, *Flocking for Multi-Agent Dynamic Systems: Algorithms and Theory*, IEEE Trans. Aut. Contr. Vol 51, No 3, Mar 2006, 401-420.
- [15] D. A. Paley, A. K. Bahrani, *Critical Damping in a Kinetic Interaction Network*, 2010 American Control Conference, 4628-4633, 2010.
- [16] A. Pant, P. Seiler, K. Hedrick, *Mesh Stability of Look-Ahead Systems*, IEEE Trans. Aut. Contr. 47, No2, 403-408, 2002.
- [17] L. E. Peppard, *String Stability of Relative PID Vehicle Control Systems*, IEEE Trans Autom Contr, 1974, 579-581.
- [18] C. Robinson, *Dynamical Systems, Stability, Symbolic Dynamics, and Chaos*, 2nd Edn, CRC Press, 1999.
- [19] W. Sullivan, *Boundary Conditions and a One Lane Linear model of Traffic Flow*, Portland State University, Master's Thesis, 2010.
- [20] D. Swaroop, J. K. Hedrick, C. C. Chien, P. Ioannou, *A Comparison of Spacing and Headway Control Laws for Automatically Controlled Vehicles*, Vehicle System Dynamics, 23, 597-625, 1994.
- [21] D. Swaroop, J. K. Hedrick, *String Stability of Interconnected Systems*, Trans. Aut. Contr. 41, No 3, 349-357, 1996.
- [22] D. Swaroop, J. K. Hedrick, *Constant Spacing Strategies for Platooning in Highway Systems*, J. Dyn. Sys., Measurement, and Contr. 41, No 3, 462-470, 1999.
- [23] F. M. Tangerman, J. J. P. Veerman, B. D. Stošić, "Asymmetric Decentralized Flocks", Trans. Autom. Contr., Vol 57, Issue 11, 2844-2853, 2012.
- [24] L. N. Trefethen, A. E. Trefethen, S. C. Reddy, T. A. Driscoll, *Hydrodynamic Stability without Eigenvalues*, Science, Vol 261, 30 July 1993, 578-584.
- [25] L. N. Trefethen, *Pseudospectra of Linear Operators*, SIAM REV. Vol. 39, No. 3, pp. 383-406, September 1997.

- [26] J. J. P. Veerman, John S. Caughman, G. Lafferriere, A. Williams, *Flocks and Formations*, J. Stat. Phys. 121, Vol 5-6, 901-936, 2005.
- [27] J. J. P. Veerman, *Stability of Large Flocks: an Example*, arXiv:1002.0768, 2009.
- [28] J. J. P. Veerman, F.M Tangerman, *Impulse Stability of Large Linear Flocks: an Example*, arXiv:1002.0782, 2009.
- [29] J. J. P. Veerman, *Symmetry and Stability of Homogeneous Flocks (a Position Paper)*, Proc. 1st Int'l Conf. on Pervasive and Embedded Computing and Communication Systems, Algarve, 2010.
- [30] J. J. P. Veerman, B. D. Stosic, F. M. Tangerman, *Automated Traffic and The Finite Size Resonance*, J. Stat. Phys. 137, Issue 1, 189-203, 2009.
- [31] S. K. Yadlapalli, S. Darbha, K. R. Rajagopal, *Information Flow and Its Relation to Stability of the Motion of Vehicles in a Rigid Formation*, IEEE Trans. Autom. Contr., Vol 51, No 8, 1315-1319, 2006.