

Numerical conformal mapping via a boundary integral equation with the adjoint generalized Neumann kernel

Mohamed M.S. Nasser^{a,b}, Ali H.M. Murid^c and Ali W.K. Sangawi^d

^aDepartment of Mathematics, Faculty of Science,
King Khalid University, P. O. Box 9004, Abha, Saudi Arabia.

^bDepartment of Mathematics, Faculty of Science,
Ibb University, P.O.Box 70270, Ibb, Yemen.

^cDepartment of Mathematical Sciences, Faculty of Science,
Universiti Teknologi Malaysia, 81310 UTM Johor Bahru, Johor, Malaysia.

^dDepartment of Mathematics, College of Science,
University of Sulaimani, 46001 UOS, Sulaimani, Kurdistan, Iraq.
mms_nasser@hotmail.com, alihassan@utm.my, alisangawi2000@yahoo.com

Abstracts. This paper presents a new uniquely solvable boundary integral equation for computing the conformal mapping and its inverse from bounded multiply connected regions onto the five classical canonical slit regions. The integral equation is derived by reformulating the conformal mapping as an adjoint Riemann-Hilbert problem. From the adjoint Riemann-Hilbert problem, we derive a boundary integral equation with the adjoint generalized Neumann kernel for the derivative of the boundary correspondence function θ' . Only the right-hand side of the integral equation is different from a canonical region to another. The function θ' is integrated to obtain the boundary correspondence function θ . The integration constants as well as the parameters of the canonical region are computed using the same uniquely solvable integral equation. This yields the boundary values of the mapping function. The values of the mapping function and the inverse mapping function for interior points are computed using a Cauchy type integral that involves the functions θ and θ' .

A numerical example is presented to illustrate the accuracy of the proposed method.

Keywords. Numerical conformal mapping; Multiply connected regions; Generalized Neumann kernel; Riemann-Hilbert problem.

MSC. 30C30; 30E25; 65E05.

1 Introduction

The classical canonical slit regions for multiply connected regions are: an annulus with concentric circular slit region, a disk with concentric circular slit region, the circular slit region, the radial slit region, and the parallel slit region (see [4, 19]). Assume that Ω is any one of these five canonical regions. It is well-known that a conformal mapping $w = \omega(z)$ from any bounded multiply connected region G in the z -plane onto the canonical slit region Ω in the w -plane always exist. Several numerical methods have been proposed for computing such mapping function [1, 2, 5, 6, 8, 10, 14, 15, 16, 20, 22, 23, 24, 25, 26, 27, 31]. Most of these numerical methods can be used to calculate the mapping function onto only one canonical region [10, 23, 24, 25, 26, 27, 31]. Other methods can be used to compute

the mapping function, in a unified way, onto two canonical regions [1, 6, 8, 20, 22] or three canonical regions [2]. Only the method presented in [14, 15, 16] can be used to compute the mapping function onto the five canonical regions in a unified way. The method is based on a boundary integral equation with the generalized Neumann kernel

Most of the above numerical methods require solving Riemann-Hilbert (RH) problems [1, 2, 6, 10, 14, 15, 16, 17, 20]. The iterative method in [28] requires at each iterative step the solution of a RH problem. In [1, 2, 10, 20], the mapping function is expressed in terms of a solution of a modified Dirichlet problem which is a special case of the RH problem.

In [14, 15], the mapping function $\omega(z)$ onto the above five classical canonical slit regions was reformulated in terms of an auxiliary function $f(z)$ which is a solution of a RH problem. Then, by the properties of the mapping function on the boundary $\Gamma := \partial G$, the function $f(z)$ is written as a solution of a RH problem with the coefficient function $A(t) = \eta(t)$, where $\eta(t)$ is the parametrization of the boundary Γ . The RH problem is solved using a uniquely solvable boundary integral equation with the generalized Neumann kernel. By solving the integral equation, we obtain the boundary values of the auxiliary function $f(z)$ and the parameters of the canonical regions, and hence we obtain the boundary values of the mapping function $\omega(z)$. The values of the mapping function $\omega(z)$ for interior points can be computed by the Cauchy integral formula. The method can be used for regions G with smooth or piecewise smooth boundaries.

A formulation of the conformal mapping from unbounded multiply connected circular regions onto the radial or circular slit domain, or to domains with both radial and circular slit in terms of a RH problem is given in [6]. The same approach was used in [11] for conformal mapping from multiply connected circular regions onto the circular slit domain. These methods can be used only if the boundaries of the original region G are circles. The function $\omega'(z)/\omega(z)$ was reformulated in terms of an auxiliary function which, by properties of the function $\omega'(z)/\omega(z)$ on the boundary Γ , is a solution of a RH problem. Since the boundaries of the original region G are circles, the coefficient function of the RH problem formulated in [6, 11] is equivalent to the function $\tilde{A}(t) = \dot{\eta}(t)$, where \tilde{A} is the adjoint of the function $A(t) = 1$ (see [30, Eq. (11)] for the definition of the adjoint function). Hence, the RH problem formulated in [6, 11] is the adjoint of the RH problem with the coefficient function $A(t) = 1$.

This paper presents a combination of the approaches presented in [6, 11] and [14, 15, 16, 17]. In formulating the mapping function as a RH problem, we shall use the approach presented [6, 11]. For solving the RH problem, we shall use the boundary integral equation approach as in [14, 15, 16, 17].

Firstly, we used the approach presented in [6, 11], with slight modifications, to reformulate the mapping function from bounded multiply connected regions onto the above five classical canonical slit regions in terms of a RH problems. The mapping function will be written in terms of an auxiliary function $F(z)$. We define also an auxiliary function $f(z)$ in terms of the function $F(z)$ and its derivative $F'(z)$. For the first four canonical regions, the properties of the function $\omega'(z)/\omega(z)$ on the boundary Γ implies that the function $f(z)$ is a solution of a RH problem with the coefficient function $\tilde{A}(t) = \dot{\eta}(t)/\eta(t)$. For the last canonical region, we get the same RH problem from the properties of the function $\omega'(z)$ on the boundary Γ . Only the right-hand side of the RH problem is different from a canonical region to another. The coefficient function of the RH problem is $\tilde{A}(t) = \dot{\eta}(t)/\eta(t)$, where \tilde{A} is the adjoint of the function $A(t) = \eta(t)$ used in [14, 15]. Hence, the formulated RH problem is the adjoint of the RH problem formulated in [14, 15].

Secondly, based on the results presented in [30], we shall use the formulated RH problem to derive a boundary integral equation for the derivative θ' of the boundary correspondence function. The kernel of the derived integral equation is the adjoint of the generalized Neumann kernel in [14, 15]. The derived integral equation has appeared in [18] for solving

the Dirichlet problem and the Neumann problem in multiply connected regions. It is not uniquely solvable. However, based on the properties of the function θ' and in view of the results presented in [18], the integral equation can be modified to obtain a uniquely solvable boundary integral equation for computing the function θ' . Only the right-hand side of the integral equation is different from a canonical region to another. The boundary correspondence function θ will be computed as an anti-derivative of the function θ' . The integration constants as well as the parameters of the canonical regions will be calculated by solving the same uniquely solvable integral equation. Hence, we obtain the boundary values of the mapping function $\omega(z)$. The values of the mapping function $w = \omega(z)$ for $z \in G$ will be calculated by means of the Cauchy integral formula. The presented method can also be used to compute the inverse mapping function $z = \omega^{-1}(w)$ from Ω onto G . The values of the inverse mapping function $z = \omega^{-1}(w)$ will be calculated from the boundary correspondence function θ and its derivative θ' using the same approach used in [7, p. 380] for simply connected regions.

Other integral equations for numerical computing of conformal mapping of multiply connected regions have been derived in [23, 24, 25, 26, 27, 31]. The approach used in [23, 24, 25, 26, 27, 31] for deriving the integral equations is completely different from the approach used in this paper or in [14, 15, 16, 17]. It is an extension of the approach used in [13, 21] to derive boundary integral equation for conformal mapping of simply connected regions. It has been used also in [12] to derive an integral equation for conformal mapping of bounded multiply connected regions onto an annulus with circular slits. However, the kernel of the integral equation involved the unknown parameters of the canonical region. Discretization of the integral equation in [12] yields a system of nonlinear equation.

The method presented in [23, 24, 25, 26, 27, 31] depends on three integral equations. The first two boundary integral equations were derived from certain boundary relationships on the boundary Γ . The third integral equation is the boundary integral equation with adjoint generalized Neumann kernel which has been derived in [18]. The first integral equation is used to calculate the derivative $\omega'(z)$. However, the kernel of this integral equation contains the parameters of the canonical region which should be calculated first using the third integral equation. The second integral equation is used to calculate θ' . The kernel of the second integral equation is the adjoint Neumann kernel which is different from the adjoint generalized Neumann kernel. Then, the boundary values of the mapping function $\omega(z)$ are computed from a certain boundary relationship that relates the mapping function $\omega(z)$ on the boundary Γ with its derivative $\omega'(z)$, θ' , and the parameters of the canonical regions.

The approach of calculating the parameters of the canonical regions in this paper is the same approach used in [23, 24, 25, 26, 27]. It depends on the same boundary integral equation with adjoint generalized Neumann kernel which has been derived in [18] for solving the Dirichlet problem and the Neumann problem in multiply connected regions. However, the approach of computing the mapping function $w = \omega(z)$ in the present paper is completely different from the approach used in [23, 24, 25, 26, 27]. Furthermore, this present paper presents also a method for computing the inverse mapping function $z = \omega^{-1}(w)$.

2 Notations and auxiliary material

We consider bounded multiply connected regions G of connectivity $m+1 \geq 1$ with boundary $\Gamma = \cup_{j=0}^m \Gamma_j$ consisting of $m+1$ smooth closed Jordan curves Γ_j , $j = 0, 1, 2, \dots, m$. The outer boundary curve Γ_0 is oriented counterclockwise and the inner boundaries $\Gamma_1, \dots, \Gamma_m$ are oriented clockwise. The complement $G^- := \mathbb{C} \setminus \overline{G}$ consists of m bounded simply connected components G_j interior to Γ_j , $j = 1, 2, \dots, m$, and an unbounded simply connected component G_0 exterior to Γ_0 (see Figure 1). The curve Γ_j is parametrized by a 2π -periodic

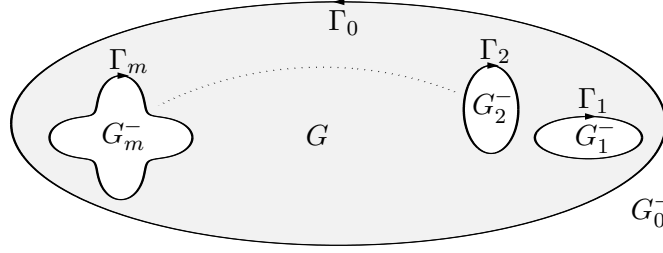


Figure 1: The bounded multiply connected region G .

twice continuously differentiable complex function $\eta_j(t)$ with non-vanishing first derivative

$$\dot{\eta}_j(t) = d\eta_j(t)/dt \neq 0, \quad t \in J_j := [0, 2\pi], \quad j = 0, 1, \dots, m. \quad (1)$$

The total parameter region J is the disjoint union of the intervals J_j . We define a parametrization of the whole boundary Γ as the complex function η defined on J by

$$\eta(t) := \begin{cases} \eta_0(t), & t \in J_0, \\ \vdots \\ \eta_m(t), & t \in J_m. \end{cases} \quad (2)$$

Let H be the space of all real Hölder continuous 2π -periodic functions $\phi(t)$ of the parameter t on J_j for $j = 0, \dots, m$, i.e.,

$$\phi(t) = \begin{cases} \phi_0(t), & t \in J_0, \\ \vdots \\ \phi_m(t), & t \in J_m, \end{cases}$$

with real Hölder continuous 2π -periodic functions ϕ_0, \dots, ϕ_m . In view of the smoothness of η , a real Hölder continuous function $\hat{\phi}$ on Γ can be interpreted via $\phi(t) := \hat{\phi}(\eta(t))$, $t \in J$, as a function $\phi \in H$; and vice versa. Let S be the subspace of H that consists of real piecewise constant functions of the form

$$h(t) = \begin{cases} h_0, & t \in J_0, \\ \vdots \\ h_m, & t \in J_m, \end{cases}$$

with real constants h_0, \dots, h_m . For simplicity, the piecewise constant function h will be denoted by

$$h(t) = (h_0, \dots, h_m).$$

Let $w = \omega(z)$ be the mapping function from the region G onto Ω where Ω is any of the above canonical regions and let $L := \partial\Omega$. Let also L be parametrized by

$$\zeta(t), \quad t \in \hat{J}, \quad (3)$$

where \hat{J} is a suitable parameter region. The function $\zeta(s)$ contains unknown parameters known as the parameters of the canonical region. The mapping function $w = \omega(z)$ is completely described by its boundary values which can be described by

$$\omega(\eta(t)) = \zeta(\theta(t)), \quad t \in J, \quad (4)$$

where the function $\theta(t)$ is called the *boundary correspondence function*. It follows from (4) that determining the function $\theta(t)$ and the parameters of the canonical region completely determine the boundary values of the mapping function $\omega(z)$.

3 Generalized Neumann kernel

Let A be the continuously differentiable complex function defined by

$$A(t) := \eta(t), \quad t \in J. \quad (5)$$

We define two real kernels

$$N(s, t) := \frac{1}{\pi} \operatorname{Im} \left(\frac{A(s)}{A(t)} \frac{\dot{\eta}(t)}{\eta(t) - \eta(s)} \right), \quad (6)$$

$$M(s, t) := \frac{1}{\pi} \operatorname{Re} \left(\frac{A(s)}{A(t)} \frac{\dot{\eta}(t)}{\eta(t) - \eta(s)} \right). \quad (7)$$

The kernel $N(s, t)$ is known as the *generalized Neumann kernel* formed with A . The kernel N is continuous and the kernel M has a cotangent singularity type (see [30] for more details). Thus, the operator

$$\mathbf{N}\mu(s) := \int_J N(s, t)\mu(t)dt, \quad s \in J, \quad (8)$$

is a Fredholm integral operator and the operator

$$\mathbf{M}\mu(s) := \int_J M(s, t)\mu(t)dt, \quad s \in J, \quad (9)$$

is a singular integral operator.

The function \tilde{A} defined by

$$\tilde{A}(t) = \frac{\dot{\eta}(t)}{A(t)} = \frac{\dot{\eta}(t)}{\eta(t)} \quad (10)$$

is known as the *adjoint function* to the function A . Then, the generalized Neumann kernel \tilde{N} formed with \tilde{A} is defined by

$$\tilde{N}(s, t) := \frac{1}{\pi} \operatorname{Im} \left(\frac{\tilde{A}(s)}{\tilde{A}(t)} \frac{\dot{\eta}(t)}{\eta(t) - \eta(s)} \right). \quad (11)$$

We define also the real kernel \tilde{M} by

$$\tilde{M}(s, t) := \frac{1}{\pi} \operatorname{Re} \left(\frac{\tilde{A}(s)}{\tilde{A}(t)} \frac{\dot{\eta}(t)}{\eta(t) - \eta(s)} \right). \quad (12)$$

Then,

$$\tilde{N}(s, t) = -N^*(s, t) \quad \text{and} \quad \tilde{M}(s, t) = -M^*(s, t) \quad (13)$$

where $N^*(s, t) = N(t, s)$ is the adjoint kernel of the generalized Neumann kernel $N(s, t)$ and $M^*(s, t) = M(t, s)$ is the adjoint kernel of the kernel $M(s, t)$ (see [18, 30]). Let the Fredholm operator $\tilde{\mathbf{N}}$ and the singular operator $\tilde{\mathbf{M}}$ be defined as in (8) and (9). Then (13) implies that

$$\mathbf{N}^* = -\tilde{\mathbf{N}}, \quad \mathbf{M}^* = -\tilde{\mathbf{M}}, \quad (14)$$

where \mathbf{N}^* and \mathbf{M}^* are the adjoint operators to the operators \mathbf{N} and \mathbf{M} respectively.

Finally, we define an integral operator \mathbf{J} by

$$\mathbf{J}\mu(s) := \int_J \frac{1}{2\pi} \sum_{j=0}^m \chi^{[j]}(s) \chi^{[j]}(t) \mu(t) dt, \quad (15)$$

where $\chi^{[j]}$ is the piecewise constant functions defined on J by

$$\chi^{[j]}(t) := \begin{cases} 1, & \text{if } t \in J_j, \\ 0, & \text{if } t \notin J_j, \end{cases} \quad (16)$$

$j = 0, 1, \dots, m$. Then, by [18, Theorem 4], we have

$$\text{Null}(\mathbf{I} + \mathbf{N}^* + \mathbf{J}) = \{0\}. \quad (17)$$

For $j = 0, \dots, m$, let $\phi^{[j]}$ be the unique solution of the integral equation

$$(\mathbf{I} + \mathbf{N}^* + \mathbf{J})\phi^{[j]} = -\chi^{[j]}. \quad (18)$$

Thus, we have from [18] the following theorem.

Theorem 1. *Let $\gamma, \mu \in H$ and $h, p \in S$ such that*

$$Af = \gamma + h + i[\mu + \nu] \quad (19)$$

are boundary values of an analytic function $f(z)$ in G . Then the functions $h = (h_0, \dots, h_m)$ and $\nu = (\nu_0, \dots, \nu_m)$ are given by

$$h = \sum_{k=0}^m \left(\gamma, \phi^{[k]} \right) \chi^{[k]}, \quad (20)$$

$$\nu = \sum_{k=0}^m \left(\mu, \phi^{[k]} \right) \chi^{[k]}. \quad (21)$$

Proof.

The formula (20) follows from [18, Theorem 5]. For the formula (21), the function

$$\hat{f}(z) := -if(z)$$

is analytic function in G and has the boundary values

$$A\hat{f} = \mu + \nu + i(-\gamma - h). \quad (22)$$

Then the formula (21) follows from [18, Theorem 5]. \square

Theorem 2. *Let $v, \varphi, \psi, \phi \in H$, $f(z)$ be analytic function in G and $g(z)$ be analytic function in G^- with $g(\infty) = 0$ such that the boundary values of the functions f and g are given by*

$$\tilde{A}(t)f(\eta(t)) + \tilde{A}(t)g(\eta(t)) = v + i\varphi, \quad (23)$$

where

$$\mathbf{J}\varphi = \tilde{h} = (\tilde{h}_0, \dots, \tilde{h}_m) \quad (24)$$

is given function. Let also the boundary values of the function g are given by

$$\tilde{A}(t)g(\eta(t)) = \psi + i\phi. \quad (25)$$

Then the function φ is the unique solution of the integral equation

$$(\mathbf{I} + \mathbf{N}^* + \mathbf{J})\varphi = \mathbf{M}^*v + 2\phi + \tilde{h}. \quad (26)$$

Proof.

It follows from (23) and from (25) that the boundary values of the function f are given by

$$\tilde{A}(t)f(\eta(t)) = (v(t) - \psi(t)) + i(\varphi(t) - \phi(t)), \quad (27)$$

which implies that the function $f(z)$ is a solution of the interior adjoint Riemann-Hilbert problem

$$\text{Re}[\tilde{A}(t)f(\eta(t))] = v(t) - \psi(t). \quad (28)$$

Then, in view of (13) and (27), it follows from [30, Theorem 2(c)] that the function $\varphi - \phi$ satisfies the integral equation

$$(\mathbf{I} + \mathbf{N}^*)(\varphi - \phi) = \mathbf{M}^*(v - \psi). \quad (29)$$

Similarly, it follows from (25) that the function $g(z)$ is a solution of the exterior adjoint Riemann-Hilbert problem

$$\operatorname{Re}[\tilde{A}(t)g(\eta(t))] = \psi(t). \quad (30)$$

Then, in view of (13) and (25), it follows from [30, Theorem 2(d)] that the function ϕ satisfies the integral equation

$$(\mathbf{I} - \mathbf{N}^*)\phi = -\mathbf{M}^*\psi. \quad (31)$$

Subtracting (31) from (29) yields the integral equation

$$(\mathbf{I} + \mathbf{N}^*)\varphi = 2\phi + \mathbf{M}^*v. \quad (32)$$

By adding (24) to (32), we obtain (26). \square

The Riemann-Hilbert problem (28) is the adjoint of the Riemann-Hilbert problem (11) in [15]. The operator \mathbf{N}^* is also the adjoint of the operator \mathbf{N} in [15]. In this paper, the integral equation (26) will be used to derive an integral equation for θ' . Although, the operator \mathbf{M}^* appears on the right-hand side of the integral equation (26), the term \mathbf{M}^*v will vanish for the integral equation for θ' as we shall see in the forthcoming sections.

Lemma 1. *If $f(z)$ is analytic in G with a simple pole at $z = 0$, then the function $f(z)$ can be computed for $z \in G$ by*

$$f(z) = \frac{1}{z} \frac{1}{2\pi i} \int_{\Gamma} f(\eta) d\eta + \frac{1}{2\pi i} \int_{\Gamma} \frac{f(\eta)}{\eta - z} d\eta. \quad (33)$$

Proof. The function

$$\hat{f}(z) := f(z) - \frac{c}{z}$$

is analytic in G where

$$c := \operatorname{Res}_{z=0} f(z) = \frac{1}{2\pi i} \int_{\Gamma} f(\eta) d\eta.$$

Hence, by the Cauchy integral formula, we have

$$f(z) = \frac{1}{z} \frac{1}{2\pi i} \int_{\Gamma} f(\eta) d\eta + \frac{1}{2\pi i} \int_{\Gamma} \frac{f(\eta)}{\eta - z} d\eta - \frac{1}{2\pi i} \int_{\Gamma} \frac{1}{\eta - z} \frac{c}{\eta} d\eta,$$

which implies, in view of

$$\frac{1}{2\pi i} \int_{\Gamma} \frac{1}{\eta - z} \frac{1}{\eta} d\eta = 0,$$

that $f(z)$ is given by (33). \square

4 Computing the function θ

Assume that $\theta(t)$, $t \in J$, is the boundary correspondence function of the mapping function from the region G onto any of the canonical slit regions listed above. In this paper, we shall calculate the derivative $\theta'(t)$ using a boundary integral equation with the adjoint generalized Neumann kernel. More precisely, we shall show that the function θ' is the unique solution of the integral equation

$$(\mathbf{I} + \mathbf{N}^* + \mathbf{J})\theta' = \hat{\phi}, \quad (34)$$

where only the right-hand side term $\hat{\phi}$ is different from a canonical region to another.

For $k = 0, 1, \dots, m$, the function $\theta_k(t)$ can be calculated from $\theta'_k(t)$ by

$$\theta_k(t) = \int \theta'_k(t) dt + c_k =: \rho_k(t) + c_k, \quad t \in J_k, \quad (35)$$

where c_k is undetermined real constant and the real function $\rho_k(t)$ is defined by

$$\rho_k(t) := \int \theta'_k(t) dt, \quad t \in J_k. \quad (36)$$

The undetermined constants c_k in (35) will be calculated using the method explained in Theorem 1 and the function $\rho_k(t)$ will be calculated using Fourier series. The function $\theta_k(t)$ is not necessary a 2π -periodic. However, the derivative function $\theta'_k(t)$ is 2π -periodic. Thus, the function $\theta'_k(t)$ can be represented by a Fourier series

$$\theta'_k(t) = a_0^{[k]} + \sum_{j=1}^{\infty} a_j^{[k]} \cos jt + \sum_{j=1}^{\infty} b_j^{[k]} \sin jt, \quad t \in J_k. \quad (37)$$

Hence the function $\rho_k(t)$ has the Fourier series representation

$$\rho_k(t) = a_0^{[k]}t + \sum_{j=1}^{\infty} \frac{a_j^{[k]}}{j} \sin jt - \sum_{j=1}^{\infty} \frac{b_j^{[k]}}{j} \cos jt, \quad t \in J_k. \quad (38)$$

5 An annulus with circular slit region

This canonical region Ω consists of a circular ring centered at the origin slit along $m - 1$ arcs of circles. We assume that ω maps the curve Γ_0 onto the unit circle $|w| = 1$, the curve Γ_1 onto the circle $|w| = R_1$ and the curves Γ_j , $j = 2, 3, \dots, m$, onto slits on the circles $|w| = R_j$, where R_1, \dots, R_m are undetermined real constants. Then, the boundary values of the mapping function ω are given by

$$\omega(\eta(t)) = R(t)e^{i\theta(t)} \quad (39)$$

where $\theta(t)$ is the boundary correspondence function and $R(t) = (1, R_1, \dots, R_m)$. Thus, by differentiating both sides of (39), we obtain

$$\dot{\eta}(t) \frac{\omega'(\eta(t))}{\omega(\eta(t))} = i\theta'(t). \quad (40)$$

The function $\omega(z)$ is uniquely determined by assuming

$$\omega(0) > 0. \quad (41)$$

Thus the function $\omega(z)$ can be expressed in the form

$$\omega(z) = c \left(1 - \frac{z}{z_1}\right) e^{zF(z)} \quad (42)$$

where $c := \omega(0)$ is an undetermined positive real constant, z_1 is a fixed point in G_1 and $F(z)$ is an auxiliary unknown function. Hence

$$\eta(t)F(\eta(t)) + \ln c + \log \left(1 - \frac{\eta(t)}{z_1}\right) = \log(\omega(\eta(t))). \quad (43)$$

Thus, by differentiating both sides of (43) and using (40), we obtain

$$\dot{\eta}(t) (F(\eta(t)) + \eta(t)F'(\eta(t))) + \dot{\eta}(t) \frac{1}{\eta(t) - z_1} = i\theta'(t). \quad (44)$$

The function $f(z)$ defined in G by

$$f(z) := zF(z) + z^2F'(z) + \frac{z}{z - z_1}, \quad (45)$$

and the function $g(z)$ defined in G^- by $g(z) := 0$ satisfy the assumptions of Theorem 2 and their boundary values satisfy (23) with

$$v(t) = 0 \quad \text{and} \quad \varphi(t) = \theta'(t). \quad (46)$$

Since the image of the curve Γ_0 is counterclockwise oriented, the image of the curve Γ_1 is clockwise oriented and the images of the curves Γ_j , $j = 2, \dots, m$, are slits so we have $\theta_0(2\pi) - \theta_0(0) = 2\pi$, $\theta_1(2\pi) - \theta_1(0) = -2\pi$ and $\theta_j(2\pi) - \theta_j(0) = 0$. Hence the function $\tilde{h}(t)$ in (26) is given by

$$\tilde{h}(t) = \mathbf{J}\varphi = \mathbf{J}\theta' = (1, -1, 0, \dots, 0). \quad (47)$$

Then, by Theorem 2, the function $\theta'(t)$ is the unique solution of the integral equation

$$(\mathbf{I} + \mathbf{N}^* + \mathbf{J})\theta' = \tilde{h}(t). \quad (48)$$

In view of (5), (35) and (39), it follows from (43) that the boundary values of the function $F(z)$ satisfy

$$A(t)F(\eta(t)) = \gamma(t) + h(t) + i[(\rho(t) + \mu(t)) + \nu(t)] \quad (49)$$

where

$$h(t) = \left(\ln \frac{1}{c}, \ln \frac{R_1}{c}, \dots, \ln \frac{R_m}{c} \right) \in S,$$

$$\nu(t) = (c_0, c_1, \dots, c_m) \in S,$$

and the real functions γ , μ are defined by

$$\gamma(t) + i\mu(t) := -\log \left(1 - \frac{\eta(t)}{z_1} \right). \quad (50)$$

Then, we have for $z \in G$

$$w = \omega(z) = \frac{1}{2\pi i} \int_{\Gamma} \frac{\omega(\eta)}{\eta - z} d\eta = \frac{1}{2\pi i} \int_J \frac{R(t)e^{i\theta(t)}}{\eta(t) - z} \dot{\eta}(t) dt. \quad (51)$$

If $w \in \Omega$, then by the Cauchy integral formula,

$$z = \omega^{-1}(w) = \frac{1}{2\pi i} \int_{\partial\Omega} \frac{\omega^{-1}(\xi)}{\xi - w} d\xi, \quad (52)$$

which on introducing $\xi = R(\theta)e^{i\theta}$ and $\theta = \theta(t)$, we obtain

$$z = \omega^{-1}(w) = \frac{1}{2\pi i} \int_J \frac{\eta(t)}{R(t)e^{i\theta(t)} - w} R(t)e^{i\theta(t)} i\theta'(t) dt, \quad (53)$$

where we use the notation $R(\theta(t)) = R(t)$ since R is constant on each interval J_j , $j = 0, 1, \dots, m$.

6 A disc with circular slit region

This canonical region Ω is the interior of the unit circle which has been slit along m arcs of circles. We assume that ω maps the curve Γ_0 onto the unit circle $|w| = 1$ and the curves Γ_j , $j = 1, 2, \dots, m$, onto slits on the circles $|w| = R_j$, where R_1, \dots, R_m are undetermined real constants. Then, the boundary values of the mapping function ω are given by

$$\omega(\eta(t)) = R(t)e^{i\theta(t)} \quad (54)$$

where $\theta(t)$ is the boundary correspondence function and $R(t) = (1, R_1, \dots, R_m)$. Thus, by differentiating both sides of (54), we obtain

$$\dot{\eta}(t) \frac{\omega'(\eta(t))}{\omega(\eta(t))} = i\theta'(t). \quad (55)$$

The function $\omega(z)$ is uniquely determined by assuming

$$\omega(0) = 0, \quad \omega'(0) > 0. \quad (56)$$

Thus the function $\omega(z)$ can be expressed in the form

$$\omega(z) = cz e^{zF(z)} \quad (57)$$

where $c := \omega'(0)$ is an undetermined positive real constant and $F(z)$ is an auxiliary unknown function. Hence

$$\eta(t)F(\eta(t)) + \ln c + \log \eta(t) = \log(\omega(\eta(t))). \quad (58)$$

Thus, by differentiating both sides of (58) and using (55), we obtain

$$\dot{\eta}(t) (F(\eta(t)) + \eta(t)F'(\eta(t))) + \frac{\dot{\eta}(t)}{\eta(t)} = i\theta'(t). \quad (59)$$

The function $f(z)$ defined in G by

$$f(z) := zF(z) + z^2F'(z) + 1, \quad (60)$$

and the function $g(z)$ defined in G^- by $g(z) := 0$ satisfy the assumptions of Theorem 2 and their boundary values satisfy (23) with

$$v(t) = 0 \quad \text{and} \quad \varphi(t) = \theta'(t). \quad (61)$$

Since the image of the curve Γ_0 is counterclockwise oriented and the images of the curves Γ_j , $j = 1, \dots, m$, are slits so we have $\theta_0(2\pi) - \theta_0(0) = 2\pi$ and $\theta_j(2\pi) - \theta_j(0) = 0$. Hence the function $\tilde{h}(t)$ in (26) is given by

$$\tilde{h}(t) = \mathbf{J}\varphi = \mathbf{J}\theta' = (1, 0, \dots, 0). \quad (62)$$

Then, by Theorem 2, the function $\theta'(t)$ is the unique solution of the integral equation

$$(\mathbf{I} + \mathbf{N}^* + \mathbf{J})\theta' = \tilde{h}(t). \quad (63)$$

In view of (5), (35) and (54), it follows from (58) that the boundary values of the function $F(z)$ satisfy

$$A(t)F(\eta(t)) = \gamma(t) + h(t) + i[(\rho(t) + \mu(t)) + \nu(t)] \quad (64)$$

where

$$h(t) = \left(\ln \frac{1}{c}, \ln \frac{R_1}{c}, \dots, \ln \frac{R_m}{c} \right) \in S,$$

$$\nu(t) = (c_0, c_1, \dots, c_m) \in S,$$

and the real functions γ, μ are defined by

$$\gamma(t) + i\mu(t) := -\log(\eta(t)). \quad (65)$$

Then the values of mapping function $w = \omega(z)$ for $z \in G$ are given by

$$w = \omega(z) = \frac{1}{2\pi i} \int_{\Gamma} \frac{\omega(\eta)}{\eta - z} d\eta = \frac{1}{2\pi i} \int_J \frac{R(t)e^{i\theta(t)}}{\eta(t) - z} \dot{\eta}(t) dt. \quad (66)$$

The values of inverse mapping function $z = \omega^{-1}(w)$ for $w \in \Omega$ are given by

$$z = \omega^{-1}(w) = \frac{1}{2\pi i} \int_{\partial\Omega} \frac{\omega^{-1}(\xi)}{\xi - w} d\xi, \quad (67)$$

which on introducing $\xi = R(\theta)e^{i\theta}$ and $\theta = \theta(t)$ becomes

$$z = \omega^{-1}(w) = \frac{1}{2\pi i} \int_J \frac{\eta(t)}{R(t)e^{i\theta(t)} - w} R(t)e^{i\theta(t)} i\theta'(t) dt. \quad (68)$$

7 Circular slit region

This canonical region Ω is the entire w -plane with $m+1$ slits along the circles $|w| = R_k$ where R_0, R_1, \dots, R_m are undetermined real constants. Then, the boundary values of the mapping function ω are given by

$$\omega(\eta(t)) = R(t)e^{i\theta(t)} \quad (69)$$

where $\theta(t)$ is the boundary correspondence function and $R(t) = (R_0, R_1, \dots, R_m)$. Thus, by differentiating both sides of (69), we obtain

$$\dot{\eta}(t) \frac{\omega'(\eta(t))}{\omega(\eta(t))} = i\theta'(t). \quad (70)$$

The function ω can be uniquely determined by assuming

$$\omega(\alpha) = 0, \quad \omega(0) = \infty, \quad \text{Res}_{z=0} \omega(z) = 1, \quad (71)$$

where α is a fixed point in G . Hence ω can be written as

$$\omega(z) = \left(\frac{1}{z} - \frac{1}{\alpha} \right) e^{zF(z)} \quad (72)$$

where $F(z)$ is an auxiliary unknown function. Hence

$$\eta(t)F(\eta(t)) + \log \left(\frac{1}{\eta(t)} - \frac{1}{\alpha} \right) = \log(\omega(\eta(t))). \quad (73)$$

Thus, by differentiating both sides of (73) and using (70), we obtain

$$\dot{\eta}(t) (F(\eta(t)) + \eta(t)F'(\eta(t))) + \frac{\dot{\eta}(t)}{\eta(t)} \frac{\alpha}{\eta(t) - \alpha} = i\theta'(t). \quad (74)$$

The function $f(z)$ defined in G by

$$f(z) := zF(z) + z^2F'(z), \quad (75)$$

and the function $g(z)$ defined in G^- by

$$g(z) := \frac{\alpha}{z - \alpha}, \quad (76)$$

satisfy the assumptions of Theorem 2 and their boundary values satisfy (23) with

$$v(t) = 0 \quad \text{and} \quad \varphi(t) = \theta'(t). \quad (77)$$

Since the image of the curves Γ_j , $j = 0, 1, \dots, m$, are slits so we have $\theta_j(2\pi) - \theta_j(0) = 0$. Hence the function $\tilde{h}(t)$ in (26) is given by

$$\tilde{h}(t) = \mathbf{J}\varphi = \mathbf{J}\theta' = (0, 0, \dots, 0). \quad (78)$$

Then, by Theorem 2, the function $\theta'(t)$ is the unique solution of the integral equation

$$(\mathbf{I} + \mathbf{N}^* + \mathbf{J})\theta' = 2\phi \quad (79)$$

where

$$\phi(t) := \text{Im}[\tilde{A}(t)g(\eta(t))] = \text{Im}\left[\frac{\dot{\eta}(t)}{\eta(t)} \frac{\alpha}{\eta(t) - \alpha}\right].$$

In view of (5), (35) and (69), it follows from (73) that the boundary values of the function $F(z)$ satisfy

$$A(t)F(\eta(t)) = \gamma(t) + h(t) + i[(\rho(t) + \mu(t)) + \nu(t)] \quad (80)$$

where

$$h(t) = (\ln R_0, \ln R_1, \dots, \ln R_m) \in S,$$

$$\nu(t) = (c_0, c_1, \dots, c_m) \in S,$$

and the real functions γ , μ are defined by

$$\gamma(t) + i\mu(t) := -\log\left(\frac{1}{\eta(t)} - \frac{1}{\alpha}\right). \quad (81)$$

Then, by (33), the values of the mapping function $w = \omega(z)$ for $z \in G$ are given by

$$w = \omega(z) = \frac{1}{z} + \frac{1}{2\pi i} \int_{\Gamma} \frac{\omega(\eta)}{\eta - z} d\eta = \frac{1}{z} + \frac{1}{2\pi i} \int_J \frac{R(t)e^{i\theta(t)}}{\eta(t) - z} \dot{\eta}(t) dt. \quad (82)$$

For $w \in \Omega$, then by the Cauchy integral formula and since $\omega^{-1}(\infty) = 0$, the values of the inverse mapping function $z = \omega^{-1}(w)$ are given by

$$z = \omega^{-1}(w) = \frac{1}{2\pi i} \int_{\partial\Omega} \frac{\omega^{-1}(\xi)}{\xi - w} d\xi, \quad (83)$$

which on introducing $\xi = R(\theta)e^{i\theta}$ and $\theta = \theta(t)$ becomes

$$z = \omega^{-1}(w) = \frac{1}{2\pi i} \int_J \frac{\eta(t)}{R(t)e^{i\theta(t)} - w} R(t)e^{i\theta(t)} i\theta'(t) dt. \quad (84)$$

8 Radial slit region

This canonical region Ω is the entire w -plane with $m+1$ slits along the rays $\arg(w) = R_k$ where R_k , $k = 0, 1, \dots, m$, are undetermined real constants. Then, the boundary values of the mapping function ω are given by

$$\omega(\eta(t)) = e^{\theta(t)} e^{iR(t)} \quad (85)$$

where $\theta(t)$ is the boundary correspondence function and $R(t) = (R_0, R_1, \dots, R_m)$. We use the notation $e^{\theta(t)}$ to emphasize that the functions multiplied by e^{iR_k} are positive. Thus, by differentiating both sides of (85), we obtain

$$\dot{\eta}(t) \frac{\omega'(\eta(t))}{\omega(\eta(t))} = \theta'(t). \quad (86)$$

The function ω can be uniquely determined by assuming

$$\omega(\alpha) = 0, \quad \omega(0) = \infty, \quad \operatorname{Res}_{z=0} \omega(z) = 1, \quad (87)$$

where α is a fixed point in G . Hence ω can be written as

$$\omega(z) = \left(\frac{1}{z} - \frac{1}{\alpha} \right) e^{izF(z)} \quad (88)$$

where $F(z)$ is an auxiliary unknown function. Hence

$$-\eta(t)F(\eta(t)) + i \log \left(\frac{1}{\eta(t)} - \frac{1}{\alpha} \right) = i \log(\omega(\eta(t))). \quad (89)$$

Thus, by differentiating both sides of (89) and using (86), we obtain

$$\dot{\eta}(t) (-F(\eta(t)) - \eta(t)F'(\eta(t))) + \frac{\dot{\eta}(t)}{\eta(t)} \frac{\alpha i}{\eta(t) - \alpha} = i\theta'(t). \quad (90)$$

The function $f(z)$ defined in G by

$$f(z) := -zF(z) - z^2F'(z), \quad (91)$$

and the function $g(z)$ defined in G^- by

$$g(z) := \frac{\alpha i}{z - \alpha}, \quad (92)$$

satisfy the assumptions of Theorem 2 and their boundary values satisfy (23) with

$$v(t) = 0 \quad \text{and} \quad \varphi(t) = \theta'(t). \quad (93)$$

Since the image of the curves Γ_j , $j = 0, 1, \dots, m$, are slits so we have $\theta_j(2\pi) - \theta_j(0) = 0$. Hence the function $\tilde{h}(t)$ in (26) is given by

$$\tilde{h}(t) = \mathbf{J}\varphi = \mathbf{J}\theta' = (0, 0, \dots, 0). \quad (94)$$

Then, by Theorem 2, the function $\theta'(t)$ is the unique solution of the integral equation

$$(\mathbf{I} + \mathbf{N}^* + \mathbf{J})\theta' = 2\phi \quad (95)$$

where

$$\phi(t) := \operatorname{Im}[\tilde{A}(t)g(\eta(t))] = \operatorname{Im} \left[\frac{\dot{\eta}(t)}{\eta(t)} \frac{\alpha i}{\eta(t) - \alpha} \right].$$

It follows from (5), (85) and (89) that the boundary values of the function $F(z)$ satisfy

$$A(t)F(\eta(t)) = i \log \left(\frac{1}{\eta(t)} - \frac{1}{\alpha} \right) - i(\theta(t) + iR(t)). \quad (96)$$

Thus, in view of (35), the boundary values of the function $F(z)$ are given by

$$A(t)F(\eta(t)) = \gamma(t) + h(t) + i[(-\rho(t) + \mu(t)) + \nu(t)] \quad (97)$$

where

$$\begin{aligned} h(t) &= (R_0, R_1, \dots, R_m) \in S, \\ \nu(t) &= -(c_0, c_1, \dots, c_m) \in S, \end{aligned}$$

and the real functions γ, μ are defined by

$$\gamma(t) + i\mu(t) := i \log \left(\frac{1}{\eta(t)} - \frac{1}{\alpha} \right). \quad (98)$$

Then, by (33), the values of the mapping function $w = \omega(z)$ for $z \in G$ are given by

$$w = \omega(z) = \frac{1}{z} + \frac{1}{2\pi i} \int_{\Gamma} \frac{\omega(\eta)}{\eta - z} d\eta = \frac{1}{z} + \frac{1}{2\pi i} \int_J \frac{e^{\theta(t)} e^{iR(t)}}{\eta(t) - z} \dot{\eta}(t) dt. \quad (99)$$

For $w \in \Omega$, then by the Cauchy integral formula and since $\omega^{-1}(\infty) = 0$, the values of the inverse mapping function $z = \omega^{-1}(w)$ are given by

$$z = \omega^{-1}(w) = \frac{1}{2\pi i} \int_{\partial\Omega} \frac{\omega^{-1}(\xi)}{\xi - w} d\xi, \quad (100)$$

which on introducing $\xi = e^{\theta} e^{iR(\theta)}$ and $\theta = \theta(t)$ becomes

$$z = \omega^{-1}(w) = \frac{1}{2\pi i} \int_J \frac{\eta(t)}{e^{\theta(t)} e^{iR(t)} - w} e^{\theta(t)} e^{iR(t)} \theta'(t) dt. \quad (101)$$

9 Parallel slit region

This canonical region Ω is the entire w -plane with $m + 1$ straight slits on the straight lines

$$\operatorname{Re} \left[e^{i(\pi/2-\delta)} w \right] = R_j, \quad j = 0, 1, \dots, m, \quad (102)$$

where R_0, R_1, \dots, R_m are undetermined real constants and δ is the angle of intersection between the lines (102) and the real axis. Thus, the boundary values of the mapping function ω satisfy

$$e^{i(\pi/2-\delta)} \omega(\eta(t)) = R(t) + i\theta(t) \quad (103)$$

where $\theta(t)$ is the boundary correspondence function and $R(t) = (R_0, R_1, \dots, R_m)$. Thus, by differentiating both sides of (103), we obtain

$$e^{i(\pi/2-\delta)} \dot{\eta}(t) \omega'(\eta(t)) = i\theta'(t). \quad (104)$$

The mapping function ω is uniquely determined by the normalization

$$\omega(0) = \infty, \quad \lim_{z \rightarrow 0} (\omega(z) - 1/z) = 0. \quad (105)$$

Thus, the function ω can be written as

$$\omega(z) = \frac{1}{z} + e^{-i(\pi/2-\delta)} z F(z). \quad (106)$$

where $F(z)$ is an auxiliary unknown function. Hence

$$\eta(t)F(\eta(t)) + \frac{e^{i(\pi/2-\delta)}}{\eta(t)} = e^{i(\pi/2-\delta)}\omega(\eta(t)). \quad (107)$$

Thus, by differentiating both sides of (107) and using (104), we obtain

$$\dot{\eta}(t) (F(\eta(t)) + \eta(t)F'(\eta(t))) + \dot{\eta}(t) \frac{-e^{i(\pi/2-\delta)}}{\eta(t)^2} = i\theta'(t). \quad (108)$$

The function $f(z)$ defined in G by

$$f(z) := zF(z) + z^2F'(z), \quad (109)$$

and the function $g(z)$ defined in G^- by

$$g(z) := -\frac{e^{i(\pi/2-\delta)}}{z}, \quad (110)$$

satisfy the assumptions of Theorem 2 and their boundary values satisfy (23) with

$$v(t) = 0 \quad \text{and} \quad \varphi(t) = \theta'(t). \quad (111)$$

Since the image of the curves Γ_j , $j = 0, 1, \dots, m$, are slits so we have $\theta_j(2\pi) - \theta_j(0) = 0$. Hence the function $\tilde{h}(t)$ in (26) is given by

$$\tilde{h}(t) = \mathbf{J}\varphi = \mathbf{J}\theta' = (0, 0, \dots, 0). \quad (112)$$

Then, by Theorem 2, the function θ' is the unique solution of the integral equation

$$(\mathbf{I} + \mathbf{N}^* + \mathbf{J})\theta' = 2\phi \quad (113)$$

where

$$\phi(t) := \text{Im}[\tilde{A}(t)g(\eta(t))] = -\text{Im}\left[\frac{\dot{\eta}(t)}{\eta(t)} \frac{e^{i(\pi/2-\delta)}}{\eta(t)}\right].$$

In view of (5), (35) and (103), it follows from (107) that the boundary values of the function $F(z)$ satisfy

$$A(t)F(\eta(t)) = \gamma(t) + h(t) + i[(\rho(t) + \mu(t)) + \nu(t)] \quad (114)$$

where

$$h(t) = (R_0, R_1, \dots, R_m) \in S,$$

$$\nu(t) = (c_0, c_1, \dots, c_m) \in S,$$

and the real functions γ , μ are defined by

$$\gamma(t) + i\mu(t) := -\frac{e^{i(\pi/2-\delta)}}{\eta(t)}. \quad (115)$$

Then, by (33), we have for $z \in G$

$$w = \omega(z) = \frac{1}{z} + \frac{1}{2\pi i} \int_{\Gamma} \frac{\omega(\eta)}{\eta - z} d\eta = \frac{1}{z} + \frac{1}{2\pi i} \int_J \frac{e^{-i(\pi/2-\sigma)}[R(t) + i\theta(t)]}{\eta(t) - z} \dot{\eta}(t) dt. \quad (116)$$

For $w \in \Omega$, then by the Cauchy integral formula and since $\omega^{-1}(\infty) = 0$, the values of the inverse mapping function $z = \omega^{-1}(w)$ are given by

$$z = \omega^{-1}(w) = \frac{1}{2\pi i} \int_{\partial\Omega} \frac{\omega^{-1}(\xi)}{\xi - w} d\xi, \quad (117)$$

which on introducing $\xi = e^{-i(\pi/2-\sigma)}[R(\theta) + i\theta]$ and $\theta = \theta(t)$ becomes

$$z = \omega^{-1}(w) = \frac{1}{2\pi i} \int_J \frac{\eta(t)}{e^{-i(\pi/2-\sigma)}[R(\theta) + i\theta] - w} e^{-i(\pi/2-\sigma)} i\theta'(t) dt. \quad (118)$$

Table 1: The values of constants α_j , β_j , z_j and σ_j in (119).

j	α_j	β_j	z_j	σ_j
0	4.0	3.0	$-0.5 - 0.3i$	1.0
1	0.7	-0.3	$1.5 + 1.0i$	0.6
2	0.3	-0.6	$1.5 - 0.4i$	1.6
3	0.5	-0.7	$0.5 - 1.8i$	2.6
4	0.6	-0.4	$-2.0 + 0.8i$	2.8
5	0.3	-0.7	$-0.8 + 1.8i$	0.3
6	0.3	-0.5	$0.5 + 2.3i$	0.5

Table 2: The norm $\|\omega_n - \hat{\omega}_n\|_\infty$.

n	An annulus with circular slit	A disc with circular slit	The circular slit region	The radial slit region	The parallel slit region
16	1.4(-01)	2.1(-01)	1.9(-01)	1.2(-01)	5.4(-02)
32	1.3(-02)	1.8(-02)	1.5(-02)	7.8(-03)	3.4(-03)
64	1.6(-04)	1.7(-04)	1.6(-04)	1.3(-04)	5.2(-05)
128	1.9(-07)	2.1(-07)	9.9(-08)	1.6(-07)	6.6(-08)
256	5.0(-13)	6.2(-13)	2.8(-13)	3.8(-13)	1.8(-13)

10 Numerical Example

Since the functions A_j and η_j are 2π -periodic, a reliable procedure for solving the integral equation (26) numerically is by using the Nyström method with the trapezoidal rule [3]. The computational details are similar to previous works [14, 15, 16].

By using the trapezoidal rule with n (an even positive integer) equidistant collocation points on each boundary component, solving the integral equation (26) reduces to solving an $(m+1)n$ by $(m+1)n$ linear system. Since the integral equation (26) is uniquely solvable, then for sufficiently large values of n the obtained linear system is also uniquely solvable [3]. In this paper, the linear system is solved using the Gauss elimination method. For calculating the function $\rho_k(t)$ in (38), we approximate the function $\theta'_k(t)$ in (37) by the interpolating trigonometric polynomial of degree $n/2$ that interpolate $\theta'(t)$ at the n equidistant points (see [29, p. 364]). Then $\rho_k(t)$ is calculated by integrating the obtained interpolating trigonometric polynomial.

In this section, we consider a bounded multiply connected regions of connectivity 7 (see Figure 2(a)). The boundary Γ of the bounded region G is parametrized by

$$\eta_j(t) = z_j + e^{i\sigma_j}(\alpha_j \cos t + i\beta_j \sin t), \quad j = 0, 1, \dots, 6. \quad (119)$$

The values of the complex constants z_j and the real constants α_j , β_j and σ_j are as in Table 1. We use the presented method to compute the mapping functions from the original region onto the five canonical slit regions and the inverse mapping functions from the five canonical regions onto the original region. For parallel slit region we set $\delta = \pi/4$. The numerical results, calculated with $n = 1024$, are presented in Figures 2–7. We present also a comparison between the presented method and the method presented in [14, 15, 16]. Table 2 lists the norm $\|\omega_n - \hat{\omega}_n\|_\infty$ for several values of n where ω_n is the approximate boundary value of the mapping function obtained by the present method and $\hat{\omega}_n$ is the approximate boundary value of the mapping function obtained by the method presented in [14, 15, 16].

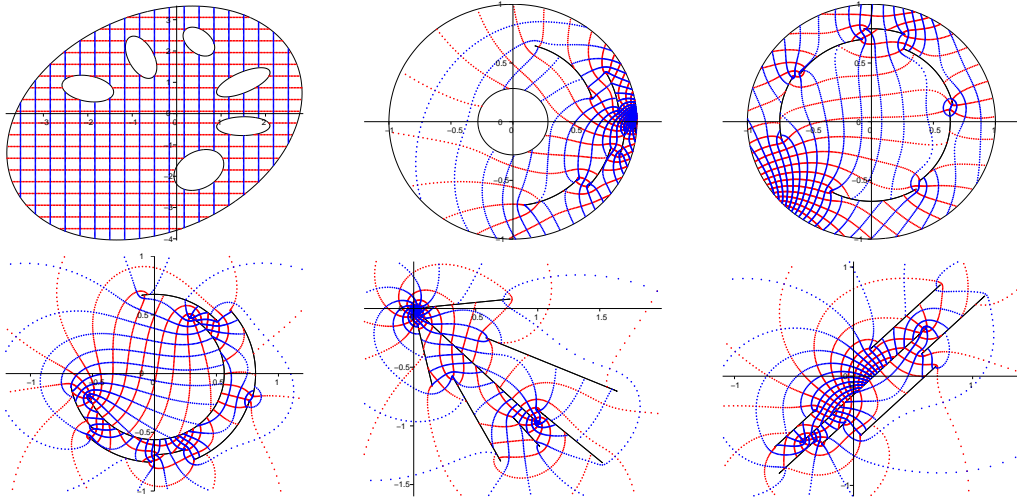


Figure 2: The original region G and its images.

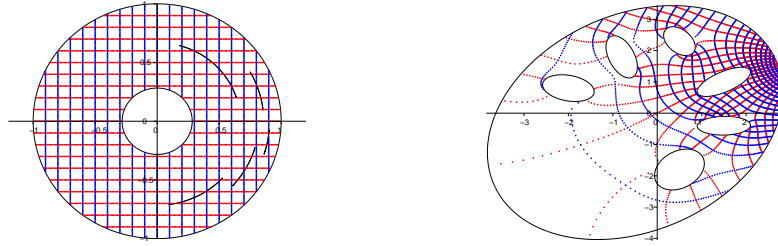


Figure 3: The inverse image of the annulus with circular slit canonical region.

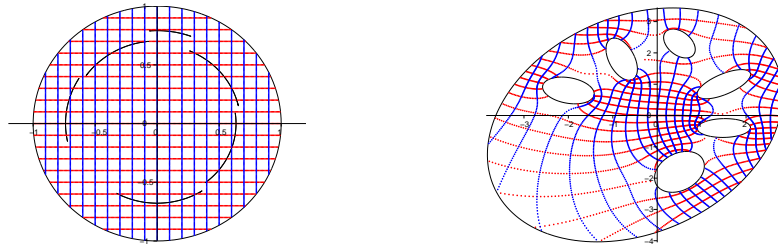


Figure 4: The inverse image of the disc with circular slit canonical region.

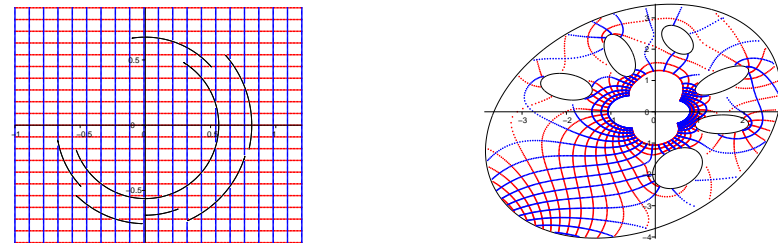


Figure 5: The inverse image of the circular slit canonical region.

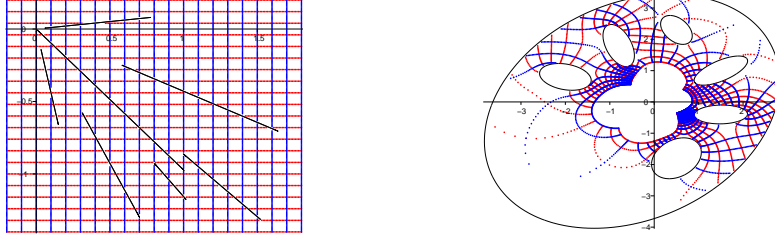


Figure 6: The inverse image of the radial slit canonical region.

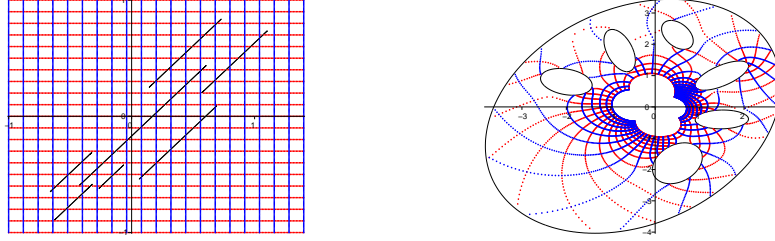


Figure 7: The inverse image of the parallel slit canonical region.

11 Conclusions

A new uniquely solvable boundary integral equation has been presented in this paper for computing, in a unified way, the conformal mapping function $w = \omega(z)$ and its inverse $z = \omega^{-1}(w)$ from bounded multiply connected regions onto the five classical canonical slit regions. The presented boundary integral equation can also be used for simply connected regions. The integral equation has been derived by reformulating the conformal mapping as a RH problem. Then, based on the results presented in [30] and the properties of the boundary correspondence function $\theta(t)$, a uniquely solvable boundary integral equation has been derived for $\theta'(t)$. The function $\theta(t)$ was calculated by integrating the function θ' where the integration constants were computed using the same integral equation. The integral equation was used also to compute the parameters $R(t) = (R_0, \dots, R_m)$ of the canonical regions. By obtaining $\theta(t)$ and $R(t)$, we obtain the boundary values of the mapping function $\omega(z)$. The values of the mapping function $w = \omega(z)$ for $z \in G$ were calculated by means of the Cauchy integral formula. We computed also the values of the inverse mapping function $z = \omega^{-1}(w)$ by a Cauchy type integral that involves the functions $\theta(t)$, $\theta'(t)$ and $R(t)$. Since computing the functions $\theta(t)$, $\theta'(t)$ and $R(t)$ provides us with the boundary values of the mapping function $\omega(z)$ as well as the boundary values of its derivative $\omega'(z)$, we can also compute the values of the inverse mapping function by a Newton iteration method (see e.g., [9, §3.8]).

The presented method is unified since it can be used to compute the mapping function and its inverse onto the five classical canonical slit regions. Only the right-hand side of the integral equation is different from a canonical region to another. To use the method to compute the mapping function and its inverse at the same time, we need to solve a linear system with multiple right-hand side. Thus, less computational effort is required.

The presented method has several advantages over the method presented in [14, 15]. The right-hand side of the integral equation in [14, 15] contains a singular operator which requires extra calculations. While, the right-hand side of the presented integral equation is given explicitly. The method presented in [14, 15] was used to compute only the mapping function $w = \omega(z)$. However, the presented method can be used to compute the mapping function $w = \omega(z)$ as well as its inverse $z = \omega^{-1}(w)$. The presented method can be used also to compute the derivative $\omega'(z)$ of the mapping function.

The presented method also has several advantages over the method presented in [23,

24, 25, 26, 27]. Firstly, the presented method depends on only one integral equation which solvability is well known (see [18, 30]). Whereas, the method presented in [23, 24, 25, 26, 27] depends on three different integral equations. The first of these three integral equation is different from a canonical region to another and its solvability has not been studied yet. Only numerical experiments have been given for this equation. Secondly, the present method is used to compute the mapping function as well as its inverse, while the method presented in [23, 24, 25, 26, 27] is used to compute only the mapping function. Finally, the boundary values of the mapping function $\omega(z)$ was computed from a formula that involves its derivative $\omega'(z)$, θ' , and the parameters of the canonical regions. This formula contain the terms $\frac{\theta'(t)}{|\theta'(t)|}$. Since the function $\theta'(t)$ has positive and negative values, and it is zero at the end of the slits, it is difficult to calculate the values of the term $\frac{\theta'(t)}{|\theta'(t)|}$ in a stable way. When the values of $\theta'(t)$ are near zero, small changes in the values of $\theta'(t)$ could yield wrong values of the term $\frac{\theta'(t)}{|\theta'(t)|}$. We do not have such difficulties in the presented method.

References

- [1] K. Amano, A charge simulation method for numerical conformal mapping onto circular and radial slit domains, *SIAM J. Sci. Comput.* 19 (1998) 1169–1187.
- [2] K. Amano, D. Okano, H. Ogata and M. Sugihara, numerical conformal mappings of unbounded multiply-connected domains using the charge simulation method, *Bull. Malaysian Math. Sc. Soc. (Second Series)* 26 (2003) 35–51.
- [3] K.E. Atkinson, *The Numerical Solution of Integral Equations of the Second Kind*, Cambridge University Press, Cambridge, 1997.
- [4] S. Bergman, *The Kernel Function and Conformal Mapping*, American Mathematical Society, Providence, 1970.
- [5] D.G. Crowdy and J.S. Marshall, Conformal mappings between canonical multiply connected domains, *Comput. Methods Funct. Theory* 6 (2006) 59–76.
- [6] T.K. Delillo, T.A. Driscoll, A.R. Elcrat and J.A. Pfaltzgraff, Radial and circular slit maps of unbounded multiply connected circle domains, *Proc. R. Soc. A.* 464 (2008) 1719–1737.
- [7] P. Henrici, *Applied and Computational Complex Analysis*, Vol. 3, John Wiley, New York, 1986.
- [8] C.A. Kokkinos, N. Papamichael and A. B. Slderidis, An orthonormalization method for the approximate conformal mapping of multiply-connected domains, *IMA J. Num. Anal.* 9 (1990) 343–359.
- [9] E. Kropf, *Numerical Computation of Schwarz-Christoffel Transformations and Slit Maps for Multiply Connected Domains*, PhD Dissertation, Wichita State University, 2012.
- [10] A. Mayo, Rapid methods for the conformal mapping of multiply connected regions, *J. Comp. Appl. Math.* 14 (1986) 143–153.
- [11] V. Mityushev, Riemann-Hilbert problems for multiply connected domains and circular slit maps, *Comput. Methods Funct. Theory* 11 (2011) 575–590.
- [12] A.H.M. Murid and L.N. Hu, Numerical conformal mapping of bounded multiply connected regions by an integral equation method, *Int. J. Contemp. Math. Sciences* 4(23) (2009) 1121–1147.

- [13] A.H.M. Murid, M.Z. Nashed and M.R.M. Razali, Some integral equations related to the Riemann map, in: N. Papamichael, St. Ruscheweyh, E.B. Saff (Eds.), *Proceedings of the Third CMFT Conference: Computational Methods and Function Theory 1997*, World Scientific, Singapore, 1999, pp. 405–419.
- [14] M.M.S. Nasser, A boundary integral equation for conformal mapping of bounded multiply connected regions, *Comput. Methods Funct. Theory* 9 (2009) 127–143.
- [15] M.M.S. Nasser, Numerical conformal mapping via a boundary integral equation with the generalized Neumann kernel, *SIAM J. Sci. Comput.* 31 (2009) 1695–1715.
- [16] M.M.S. Nasser, Numerical conformal mapping of multiply connected regions onto the second, third and fourth categories of Koebe’s canonical slit domains, *J. Math. Anal. Appl.* 382 (2011) 47–56.
- [17] M.M.S. Nasser, Numerical conformal mapping of multiply connected regions onto the fifth category of Koebe’s canonical slit regions, *J. Math. Anal. Appl.* 398 (2013) 729–743.
- [18] M.M.S. Nasser, A.H.M. Murid, M. Ismail and E.M.A. Alejaily, Boundary integral equations with the generalized Neumann kernel for Laplace’s equation in multiply connected regions, *Appl. Math. Comput.* 217 (2011) 4710–4727.
- [19] Z. Nehari, *Conformal Mapping*, Dover Publications, New York, 1952.
- [20] D. Okano, H. Ogata, K. Amano and M. Sugihara, Numerical conformal mappings of bounded multiply connected domains by the charge simulation method. *J. Comput. Appl. Math.* 159 (2003) 109–117.
- [21] M.R.M. Razali, M.Z. Nashed and A.H.M. Murid, Numerical conformal mapping via the Bergman kernel, *J. Comput. Appl. Math.* 82 (1997) 333–350.
- [22] L. Reichel, A fast method for solving certain integral equations of the first kind with application to conformal mapping, *J. Comp. Appl. Math.* 14 (1986) 125–142.
- [23] A.W.K. Sangawi, A.H.M. Murid and M.M.S. Nasser, Linear integral equations for conformal mapping of bounded multiply connected regions onto a disk with circular slits, *Appl. Math. Comput.* 218 (2011) 2055–2068.
- [24] A.W.K. Sangawi, A.H.M. Murid and M.M.S. Nasser, Parallel slits map of bounded multiply connected regions, *J. Math. Anal. Appl.* 389 (2012) 1280–1290.
- [25] A.W.K. Sangawi, A.H.M. Murid and M.M.S. Nasser, Annulus with circular slit map of bounded multiply connected regions via integral equation method, *Bull. Malays. Math. Sci. Soc. (2)* 35 (4) (2012) 945–959.
- [26] A.W.K. Sangawi, A.H.M. Murid and M.M.S. Nasser, Circular Slits Map of Bounded Multiply Connected Regions, *Abstr. Appl. Anal.*, Volume 2012 (2012), Article ID 970928, 26 pages.
- [27] A.W. K. Sangawi, A.H.M. Murid and M.M.S. Nasser, Radial slit maps of bounded multiply connected regions, *J. Sci. Comput.* (in press).
- [28] R. Wegmann, Fast conformal mapping of multiply connected regions, *J. Comput. Appl. Math.* 130 (2001) 119–138.
- [29] R. Wegmann, Methods for numerical conformal mapping. In *Handbook of Complex Analysis: Geometric Function Theory*, Vol. 2, Ed. by R. Kühnau, pp. 351–477, Elsevier B. V., 2005.

- [30] R. Wegmann and M.M.S. Nasser, The Riemann-Hilbert problem and the generalized Neumann kernel on multiply connected regions, *J. Comput. Appl. Math.* 214 (2008) 36–57.
- [31] A.A.M. Yunus, A.H.M. Murid and M.M.S. Nasser, Conformal mapping of unbounded multiply connected region onto canonical slit regions, *Abstr. Appl. Anal.*, Volume 2012 (2012), Article ID 293765, 28 pages.