

# Anisotropic Heisenberg Model on Core-Shell Structured Nanotube Geometry

Ümit Akıncı<sup>1</sup>

*Department of Physics, Dokuz Eylül University, TR-35160 Izmir, Turkey*

## 1 Abstract

The effect of the anisotropy in the exchange interaction on the critical temperature of the anisotropic Heisenberg model on a core-shell structured nanotube geometry has been investigated. As a formulation, effective field theory with the differential operator technique and decoupling approximation within the 4-spin cluster (EFT-4) has been used. The variation of the critical temperature with the anisotropy in the exchange interaction has been obtained.

## 2 Introduction

Magnetic nanomaterials promise wide variety of technological applications. Developed experimental techniques permit us making nanomaterials with a few atoms. Thus, there has been growing interest both theoretically and experimentally in magnetic nanomaterials. These nanomaterials already have been used many area such as sensors [1], for making permanent magnets [2] and some medical applications [3]. Magnetic properties and magnetic phase transition characteristics of these nanomaterials are highly depend on the size and the dimensionality of the material. Then, these materials promise some different behaviors from the bulk materials.

Among these materials, nanotubes have been attracting considerable attention, especially after the discovery of carbon nanotubes [4]. Nanotubes are still active research area for the mechanical, electrical, optical and magnetic properties, both theoretically and experimentally. If we look at in terms of the magnetic properties of the nanotubes, ferromagnetic nanotubes have been successfully fabricated [5, 6]. These materials are promising materials for various technological applications [7, 8].

Various nano structures, such as  $FePt$  and  $Fe_3O_4$  nanotubes [9], can be modeled by core-shell models and these models can be solved by means of mean field approximation (MFA), effective field theory (EFT) and Monte Carlo simulation techniques (MC), which are widely used for determining magnetic properties of the magnetic systems. Ising model on the nanotube geometry within the core-shell models has already been solved within the EFT formulation and phase transition characteristics as well as magnetic properties has been investigated [10, 11, 12, 13, 14, 15, 16].

On the other hand there has been less attention paid on the Heisenberg model on the nanotube geometry within the core-shell models. In the literature

---

<sup>1</sup>umit.akinci@deu.edu.tr

magnetic properties of the single wall nanotubes can be found. For example classical Heisenberg model on a single wall ferromagnetic nanotubes has been solved with MC [17, 18] and many-body Green's function method [19]. Also slightly different geometry, namely three-leg quantum spin tube [20] has been solved with numerical exact diagonalization within the finite-cluster [21].

The aim of this work is to determine the effect of the anisotropy in the exchange interaction on the critical temperature of the core-shell structured Heisenberg nanotube. For this aim, we use the EFT formulation in 4-spin cluster. EFT can provide results that are superior to those obtained within the MFA, due to the consideration of self spin correlations, which are omitted in the MFA. EFT-2 formulation [22] mostly used for the Heisenberg model. But as discussed in Sec. 3, this formulation cannot give satisfactory results for this system. Thus, we derive EFT formulation for 4-spin cluster for the nanotube geometry.

The paper is organized as follows: In Sec. 3 we briefly present the model and formulation. The results and discussions are presented in Sec. 4, and finally Sec. 5 contains our conclusions. Also we have two appendices for the details of the formulation.

### 3 Model and Formulation

One layer of the nanotube can be seen in Fig. (1). The system is infinitely long along the axes which is perpendicular to the figure plane. The inner portion of the system called core (number of 6 spins in each layer), while the outer one called shell which has number of 12 spins in each layer.

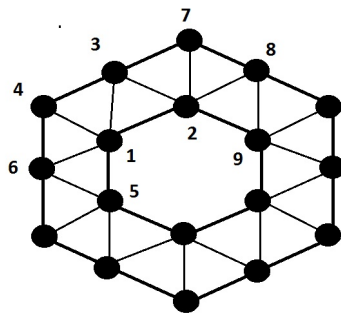


Figure 1: Schematic representation of the nanotube (top view).

The Hamiltonian of the anisotropic Heisenberg model can be simply given

by

$$\mathcal{H} = - \sum_{\langle i,j \rangle} (J_{ij}^x S_i^x S_j^x + J_{ij}^y S_i^y S_j^y + J_{ij}^z S_i^z S_j^z), \quad (1)$$

where  $S_i^x, S_i^y$  and  $S_i^z$  denote the Pauli spin operators at a site  $i$ .  $J_{ij}^x, J_{ij}^y$  and  $J_{ij}^z$  stand for the components of the exchange interactions between the nearest neighbor spins located at sites  $i$  and  $j$ . The sum is carried over the nearest neighbors of the lattice. The exchange interaction components  $(J_{ij}^x, J_{ij}^y, J_{ij}^z)$  between the spins on the sites  $i$  and  $j$  takes the values according to the positions of these nearest neighbor spins. Let the exchange interaction components between the nearest neighbor spins located at the core be  $(J_1^x, J_1^y, J_1^z)$  and the shell be  $(J_2^x, J_2^y, J_2^z)$ . The exchange interaction components between the nearest neighbor spins located at the core and the shell be  $(J_3^x, J_3^y, J_3^z)$ .

For the Heisenberg model within the EFT, EFT-2 formulation [22] mostly used in the literature. It is generalization of the same formulation within the Ising model [23] to the Heisenberg model. In this formulation, one chooses two spins (namely  $s_i$  and  $s_j$ ) and construct the 2-spin cluster with these two spins. Interaction between these two spins treated exactly. Interaction between these two spins and the spins belongs to the out of the cluster treated approximately. In order to avoid some mathematical difficulties we replace the perimeter spins of the 2-spin cluster by Ising spins (axial approximation) [24]. This formulation has been successfully applied many variety of geometries such as bulk materials [22], as well as finite materials, i.e. system with a surface [25], thin films [26] etc. In finite materials multiple clusters have to be constructed, while for bulk materials one cluster is enough due to the translational invariance of the lattice. Using axial approximation provides mathematical simplicity but it comes some deficiencies. One of them is, loss of the Heisenberg character of the exchange interaction, since using axial approximation means that working spins which are outside of the cluster with only  $z$  component. This means that, two nearest neighbor spins, which one of them is in the chosen cluster and the other one is outside of the cluster, has exchange interaction that have only  $z$  component.

Whatever form of the 2-spin clusters used, EFT-2 formulation can not give reasonable results for the nanotube geometry, due to the using of the axial approximation. Our system have three different exchange interactions and 2-spin clusters can not handle three of them exactly in the Heisenberg character. Absolutely, we have to work with larger clusters for this problem. But working with larger cluster means that rising computational cost also. One of the possible minimum choice is 4-spin cluster, namely EFT-4 formulation. This formulation has already been applied to the Ising model [27]. This cluster can be constructed with spins labeled by 1, 2, 3 and 4 in Fig. (1).

The 4-spin Hamiltonian of the chosen cluster can be given by

$$\mathcal{H}^{(4)} = - \sum_{\langle i,j \rangle} (J_{ij}^x S_i^x S_j^x + J_{ij}^y S_i^y S_j^y + J_{ij}^z S_i^z S_j^z) - \sum_{i=1}^4 h_i S_i^z. \quad (2)$$

The first sum is carried over the nearest neighbor spins inside the chosen cluster, while the second one is over the spins which are inside the chosen cluster. The

labels of the spins which are inside the cluster and exchange interactions between them are  $(S_1, S_2, J_1)$ ,  $(S_2, S_3, J_3)$ ,  $(S_3, S_4, J_2)$  and  $(S_4, S_1, J_3)$ . The terms in the second sum of Eq. (2)  $h_i (i = 1, 2, 3, 4)$ , denotes the all interactions of the spin labeled by  $i$  with the nearest neighbor spins, which are outside of the cluster.

Thermal expectation value of any observable which is the function of the spin components  $\Omega$ , can be obtained by exact generalized Callen-Suzuki identity [28]

$$\langle \Omega \rangle = \left\langle \frac{Tr_4 \Omega \exp(-\beta \mathcal{H}^{(4)})}{Tr_4 \exp(-\beta \mathcal{H}^{(4)})} \right\rangle, \quad (3)$$

where  $Tr_4$  means that the partial trace operation over the degrees of the freedom labeled by 1, 2, 3, 4,  $\beta = 1/(k_B T)$ , where  $k_B$  is Boltzmann constant and  $T$  is the temperature and  $\mathcal{H}^{(4)}$  is the Hamiltonian of the 4-spin cluster within the axial approximation.

Evaluating of the thermal expectation value of the observable  $\Omega$  requires to obtain the matrix representation of the operators, which are located at the numerator and the denominator of the right hand side of the expression given in Eq. (3). This can be done in EFT-2 formulation analytically. But for the present formulation this process has to be done in a numerical way, since the matrix representation of the above mentioned operators have dimensions  $16 \times 16$  and it is impossible to perform the diagonalization process analytically.

To evaluate the expression Eq. (3) for the order parameter (magnetization) of the system, let us start with getting the matrix representation of the 4-spin Hamiltonian, as usual. Magnetizations (per spin) in the chosen cluster can be calculated by setting  $\Omega = S_k^z$  in Eq. (3),

$$m_k = \langle S_k^z \rangle = \left\langle \frac{Tr_4 S_k^z \exp(-\beta \mathcal{H}^{(4)})}{Tr_4 \exp(-\beta \mathcal{H}^{(4)})} \right\rangle, \quad k = 1, 2, 3, 4. \quad (4)$$

Let us denote the bases set by  $\{\psi_i\}$ , where  $i = 1, 2, \dots, 16$ . Each of the element of this bases set can be represented by  $|s_1 s_2 s_3 s_4\rangle$ , where  $s_k = \pm 1$  is just one spin eigenvalues of the operator  $S_k^z$  ( $k = 1, 2, 3, 4$ ). In this representation, operators in the 4-spin cluster acts on a base via

$$\begin{aligned} S_i^z |\dots s_i \dots\rangle &= s_i |\dots s_i \dots\rangle \\ S_i^x S_j^x |\dots s_i \dots s_j \dots\rangle &= |\dots -s_i \dots -s_j \dots\rangle \\ S_i^y S_j^y |\dots s_i \dots s_j \dots\rangle &= -s_i s_j |\dots -s_i \dots -s_j \dots\rangle \\ S_i^z S_j^z |\dots s_i \dots s_j \dots\rangle &= s_i s_j |\dots s_i \dots s_j \dots\rangle, \end{aligned} \quad (5)$$

where  $i, j = 1, 2, 3, 4$ . Let us denote the matrix representation of the 4-spin Hamiltonian given in Eq. (2) as  $H$ , which has elements  $H_{ij} = \langle \psi_i | \mathcal{H}^{(4)} | \psi_j \rangle$ . Calculated matrix elements can be found in Sec. 6. The trace of the exponential of this matrix is just the partition function of the 4-spin cluster. In order to exponentiate the matrix  $H$ , let us diagonalize it. The matrix  $H$  can be diagonalized by performing the usual  $E^{-1} H E$  matrix multiplication, where  $E$  is the matrix which has columns as eigenvectors of the matrix  $H$ , and  $E^{-1}$  is an inverse of it. In the diagonal form of  $H$ , the diagonal elements will be the

eigenvalues of it. Let the matrix  $H$  is in the diagonal form with the bases set  $\{\psi_i\}$ , then the diagonal elements can be given by

$$r_i = \langle \tilde{\psi}_i | \mathcal{H}^{(4)} | \tilde{\psi}_i \rangle, i = 1, 2, \dots, 16. \quad (6)$$

Also, let the diagonal elements of the operator  $S_k^z$  in the same bases set be

$$t_i^{(k)} = \langle \tilde{\psi}_i | S_k^z | \tilde{\psi}_i \rangle, i = 1, 2, \dots, 16, \quad k = 1, 2, 3, 4, \quad (7)$$

then the magnetization of the site  $k$  can be calculated with writing Eqs. (6) and (7) in Eq. (4)

$$m_k = \langle S_k^z \rangle = \left\langle \frac{\sum_{i=1}^{16} t_i^{(k)} \exp(-\beta r_i)}{\sum_{i=1}^{16} \exp(-\beta r_i)} \right\rangle, k = 1, 2, 3, 4. \quad (8)$$

Aside from the calculation of the term in the thermal average of the right hand side of Eq. (8), we are faced with the problem of taking the thermal average of it. Let us write Eq. (8) in the closed form as

$$m_k = \langle f_k(\beta, \{J_i\}, \{h_j\}) \rangle, \quad (9)$$

where  $i = 1, 2, 3$  and  $j, k = 1, 2, 3, 4$ . The terms  $h_j$  are given by

$$\begin{aligned} h_1 &= J_1^z (S_{11} + S_{12} + S_5) + J_3^z S_6 \\ h_2 &= J_1^z (S_{21} + S_{22} + S_9) + J_3^z (S_7 + S_8) \\ h_3 &= J_2^z (S_{31} + S_{32} + S_7) \\ h_4 &= J_2^z (S_{41} + S_{42} + S_6). \end{aligned} \quad (10)$$

Here the spins labeled by 5, 6, 7, 8, 9 are the nearest neighbor of the spins of our 4-spin cluster in the figure plane and they can be seen in Fig. (1). The other spins which are labeled by  $i1$  and  $i2$  are the nearest neighbor spins of the spin  $i$  ( $i = 1, 2, 3, 4$ ), which are belong to the upper and lower plane, respectively. With using differential operator technique [29] we can write Eq. (9) as

$$m_k = \left\langle \prod_{j=1}^4 \exp(h_j \nabla_j) \right\rangle f_k(\beta, \{J_i\}, \{x_j\}) |_{\{x_j\}=0}. \quad (11)$$

Here,  $\nabla_j$  stands for the differential operator with respect to  $x_j$  ( $j = 1, 2, 3, 4$ ). The effect of the exponential differential operator to an arbitrary function  $F(\{x_j\})$  is given by

$$\exp \left( \sum_{j=1}^4 h_j \nabla_j \right) F(\{x_j\}) = F(\{x_j + h_j\}). \quad (12)$$

Let us define the operator

$$\phi_{ij}^{(k)} = \exp(J_i^z \nabla_j s_k) \quad (13)$$

i.e.,

$$\phi_{ij}^{(k)} = [\cosh(J_i^z \nabla_j) + s_k \sinh(J_i^z \nabla_j)]. \quad (14)$$

With this definition Eq. (11) can be written as

$$m_k = \langle \phi_{11}^{11} \phi_{11}^{12} \phi_{11}^{13} \phi_{31}^5 \phi_{12}^{21} \phi_{12}^{22} \phi_{12}^9 \phi_{32}^7 \phi_{32}^8 \phi_{23}^{31} \phi_{23}^{32} \phi_{23}^7 \phi_{24}^{41} \phi_{24}^{42} \phi_{24}^6 \rangle f_k(\beta, \{J_i\}, \{x_j\}) |_{\{x_j\}=0}. \quad (15)$$

Writing Eq. (14) in Eq. (15) and using decoupling approximation [29] will give the expressions of magnetizations as,

$$m_k = \sum_{p=0}^3 \sum_{q=0}^3 \sum_{r=0}^4 \sum_{t=0}^3 C_{pqrt}^{(k)} m_1^p m_2^q m_3^r m_4^t, \quad k = 1, 2, 3, 4. \quad (16)$$

Here the coefficients  $C_{pqrt}^{(k)}$  can be calculated via Eq. (12). Since the expansions of Eq. (15) a bit longer and complicated, we do not want to give the explicit forms here. Solving these number of four nonlinear equations given in Eq. (16) will give the magnetizations.

Since all magnetizations are close to zero in the vicinity of the (second order) critical point, we can obtain another coupled equation system to determine the transition temperature, by linearizing the equation system given in Eq. (16). The coefficient matrix of this linear equation system is

$$A = \begin{pmatrix} C_{1000}^{(1)} & C_{0100}^{(1)} & C_{0010}^{(1)} & C_{0001}^{(1)} \\ C_{1000}^{(2)} & C_{0100}^{(2)} & C_{0010}^{(2)} & C_{0001}^{(2)} \\ C_{1000}^{(3)} & C_{0100}^{(3)} & C_{0010}^{(3)} & C_{0001}^{(3)} \\ C_{1000}^{(4)} & C_{0100}^{(4)} & C_{0010}^{(4)} & C_{0001}^{(4)} \end{pmatrix}. \quad (17)$$

The expanded form of these coefficients can be found in in Sec. 7. Critical temperature can be determined from  $\det(A - I) = 0$ , where  $I$  is the unity matrix.

## 4 Results and Discussion

In order to obtain information about the effect of the anisotropy in the exchange interaction on the critical temperature of the nanotube, let us use

$$J_1^z = J_2^z = J_3^z = J \quad (18)$$

and scale all other components of the exchange interaction with  $J$  as,

$$r_i = \frac{J_i^x}{J} = \frac{J_i^y}{J}, \quad i = 1, 2, 3. \quad (19)$$

This means that for the value of  $r_i = 0$ , we deal with the Ising nanotube, and when  $r_i$  starts to increase from 0 to 1, the model arrives at the isotropic Heisenberg model with passing through the anisotropic Heisenberg model by means of the XXZ model. We use the defining procedure in Sec. 3 for obtaining the critical temperature. The critical temperature of the nanotube depends on three parameters in this form of the formulation, namely anisotropies in the exchange interaction of the nanotube i.e.  $r_i, (i = 1, 2, 3)$ .

For highly anisotropic case  $r_1 = r_2 = r_3 = 0$ , the critical temperature of the nanotube is obtained as  $k_B T_c / J = 4.971$ . This value is nothing but the critical temperature of the Ising nanotube and can be compared with the value of  $k_B T_c / J = 5.214$  [12], which is the result for the Ising nanotube within the EFT formulation. Our value is slightly lower than the  $k_B T_c / J = 5.214$ . This is due to the difference between the formulations. It is believed that, using larger clusters in EFT, give more accurate results.

It is expected result that, when the anisotropy in the exchange interaction lowers then the critical temperature of the system decreases as in the Heisenberg model in the bulk systems. This situation can be seen in Fig. (2). In Fig. (2), we depict the variation of the critical temperature of the nanotube with  $r_2$ , for selected values of  $r_1, r_3 = 0.0, 0.5, 1.0$ . These plots cover the critical temperature of the nanotube for several special cases. For instance, for the values of  $r_1, r_3 = 0.0$  the core and the interaction of the core and shell will be Ising type (the curve labeled by A in Fig. (2) (a)), while for the values of  $r_1, r_3 = 1.0$  these interactions are isotropic Heisenberg type (the curve labeled by C in Fig. (2) (c)) etc. We note that, for the value of  $r_1 = r_2 = r_3 = 1.0$  the critical temperature of the isotropic Heisenberg nanotube is  $k_B T_c / J = 4.538$ . To the best of our knowledge, this is the first result of the Heisenberg nanotube in the literature.

As seen in Fig. (2), the critical temperature of the nanotube gradually decreases when the value of  $r_2$  rises, regardless of the values of  $r_1$  and  $r_3$ . All changes of the critical temperature of the Heisenberg nanotube occur in the range of (4.538, 4.971) in this work. The lower limit corresponds to the value of the critical temperature of the isotropic Heisenberg nanotube, while the upper one corresponds to the critical temperature of the Ising nanotube. As the value of the  $r_i, (i = 1, 2, 3)$  rises, then critical temperature of the system decreases within the range mentioned above. All  $(k_B T_c / J, r_2)$  curves labeled by C lies below than that of the A. The positions of the curves labeled by A, B and C in Fig. (2) means that, when the interaction type within the core goes from the Ising type to the XXZ type, then to the isotropic Heisenberg type, critical temperature of the system decreases for any value of  $r_3$ .

In order to see the effect of the anisotropy in the exchange interaction of the critical temperature of the nanotube in another perspective, we depict the equally valued critical temperature curves in the  $(r_1, r_2)$  plane for the selected values of  $r_3 = 0.0, 0.5, 1.0$ , in Fig. (3). It is clearly seen in this figure that, lower critical temperatures of the nanotube occur in the higher  $r_1, r_2$  valued regions in the  $(r_1, r_2)$  plane. Note that the equally valued critical temperature curves do not exhibit symmetry with respect to the  $r_1 = r_2$  line, due to the different

number of spins of the core and the shell. The shell has number of 12 spins, while the core has number of 6 spins. Then, it is expected that, the critical temperature of the nanotube more affected by the change of  $r_2$  than the change of  $r_1$ . We can see this situation from Fig. (3). When we go through the line  $r_2 = nr_1$  with starting from the  $r_1 = r_2 = 0$  in the  $(r_1, r_2)$  plane, decrease rate of the critical temperature will be higher for the values of  $n > 1$  than  $n < 1$ .

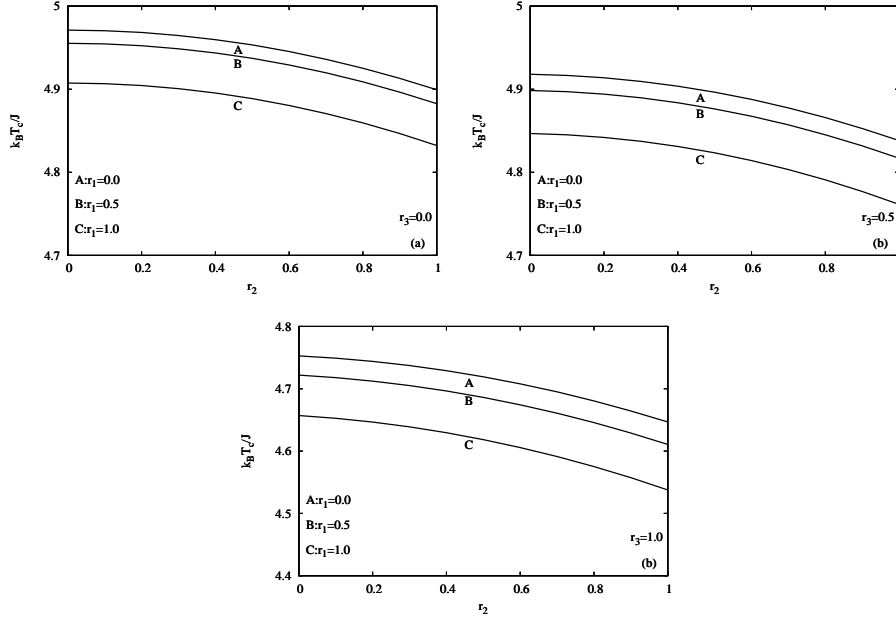


Figure 2: The variation of the critical temperature of the Heisenberg nanotube with  $r_2$ , for selected values of  $r_1 = 0.0, 0.5, 1.0$  and (a)  $r_3 = 0.0$ , (b)  $r_3 = 0.5$ , (c)  $r_3 = 1.0$ .

## 5 Conclusion

In this work, EFT-4 formulation for the anisotropic Heisenberg model on the nanotube geometry derived and the variation of the critical temperature with the anisotropy in the exchange interaction obtained. The system treated with three exchange interactions, namely  $r_i$ , ( $i = 1, 2, 3$ ), which controls the anisotropy in the exchange interactions between the nearest neighbor spins in the core, shell and nearest neighbor spins belongs to core and shell, respectively.

The formulation derived for the finite cluster, which has number of four spins. Due to the impossibility of the obtaining the eigenvalues of the matrix representation of the 4-spin Hamiltonian, numerical procedures applied. For



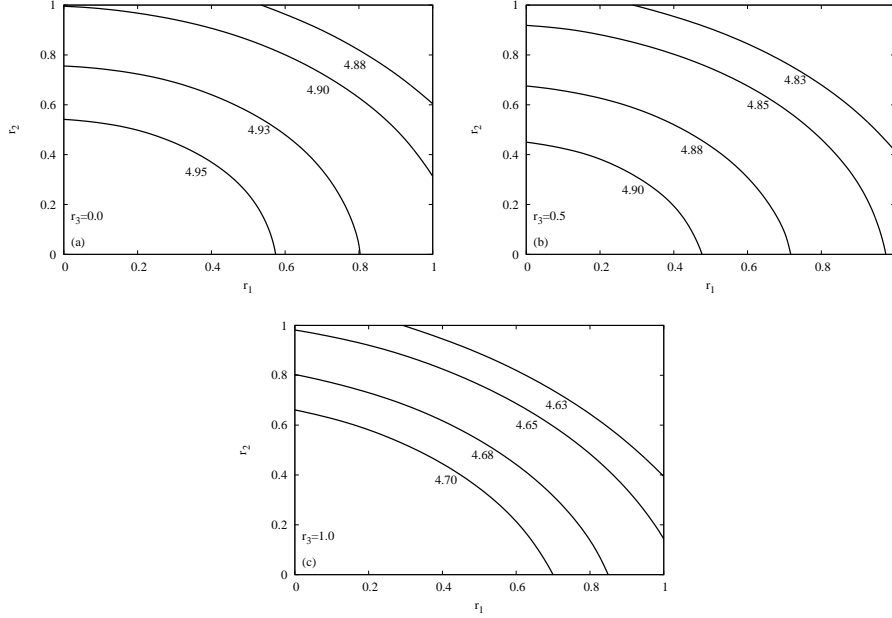


Figure 3: The equally valued critical temperature curves of the Heisenberg nanotube in the  $(r_1, r_2)$  plane for (a)  $r_3 = 0.0$ , (b)  $r_3 = 0.5$ , (c)  $r_3 = 1.0$ .

the diagonalization of the 4-spin Hamiltonian matrix, Jacobi transformation has been used and then for obtaining the critical temperature of the system for a given Hamiltonian parameters, standard LU decomposition has been used. For interested readers, matrix representation of the 4-spin Hamiltonian and the linearized form of the equations has been given in Appendices.

In the Ising case (i.e. all exchange interactions in the system are Ising type), the critical temperature of the nanotube obtained as  $k_B T_c / J = 4.971$ . This value is slightly lower than that of in the literature. This is due to the formulation used here. EFT-4 formulation solves the system with using larger cluster and it is believed that, using larger clusters gives more accurate results. In the other extreme case, namely isotropic Heisenberg nanotube, the critical temperature obtained as  $k_B T_c / J = 4.538$ . As far as we know, this is the first result for the Heisenberg model on the nanotube geometry in the literature. Changing anisotropy in the exchange interaction, changes the critical temperature of the nanotube within this two special cases.

We hope that the results obtained in this work may be beneficial form both theoretical and experimental point of view.

## 6 Appendix A: Matrix Representation of the 4-spin Hamiltonian

The matrix representation of Eq. (2) symmetric and it has number of 96 nonzero elements. This matrix representation can be given with number of 22 distinct elements as follows:

$$\begin{pmatrix}
 K_1 & 0 & 0 & 0 & 0 & K_{22} & K_{20} & K_{20} & K_{20} & 0 & K_{21} & 0 & 0 & 0 & 0 & 0 \\
 & K_2 & K_{18} & K_{17} & K_{17} & 0 & 0 & 0 & 0 & 0 & 0 & K_{20} & 0 & K_{21} & 0 & 0 \\
 & & K_3 & K_{17} & 0 & 0 & 0 & 0 & 0 & 0 & 0 & K_{20} & K_{20} & 0 & K_{21} & 0 \\
 & & & K_4 & K_{19} & 0 & 0 & 0 & 0 & 0 & 0 & K_9 & 0 & K_{20} & 0 & 0 \\
 & & & & K_5 & 0 & 0 & 0 & 0 & 0 & 0 & 0 & K_9 & K_{20} & K_{20} & 0 \\
 & & & & & K_6 & K_{17} & 0 & K_{17} & K_{17} & 0 & 0 & 0 & 0 & 0 & K_{21} \\
 & & & & & & K_7 & K_{19} & K_{18} & 0 & K_{17} & 0 & 0 & 0 & 0 & 0 \\
 & & & & & & & K_8 & 0 & K_{18} & K_{17} & 0 & 0 & 0 & 0 & K_{20} \\
 & & & & & & & & K_9 & K_{19} & 0 & 0 & 0 & 0 & 0 & K_{20} \\
 & & & & & & & & & K_{10} & K_{17} & 0 & 0 & 0 & 0 & K_{20} \\
 & & & & & & & & & & K_{11} & 0 & 0 & 0 & 0 & K_{22} \\
 & & & & & & & & & & & K_{12} & K_{19} & 0 & K_{17} & 0 \\
 & & & & & & & & & & & & K_{13} & K_{17} & K_{17} & 0 \\
 & & & & & & & & & & & & & K_{14} & K_{18} & 0 \\
 & & & & & & & & & & & & & & K_{15} & 0 \\
 & & & & & & & & & & & & & & & K_{16}
 \end{pmatrix} \tag{20}$$

where the terms  $K_i$  ( $i = 1, 2, \dots, 22$ ) defined by

$$\begin{aligned}
K_1 &= -J_1^z - J_2^z - 3J_3^z - h_1 - h_2 - h_3 - h_4 \\
K_2 &= J_1^z - J_2^z + J_3^z + h_1 - h_2 - h_3 - h_4 \\
K_3 &= J_1^z - J_2^z - J_3^z - h_1 + h_2 - h_3 - h_4 \\
K_4 &= -J_1^z + J_2^z + J_3^z - h_1 - h_2 + h_3 - h_4 \\
K_5 &= -J_1^z + J_2^z - J_3^z - h_1 - h_2 - h_3 + h_4 \\
K_6 &= -J_1^z - J_2^z + 3J_3^z + h_1 + h_2 - h_3 - h_4 \\
K_7 &= J_1^z + J_2^z + J_3^z + h_1 - h_2 + h_3 - h_4 \\
K_8 &= J_1^z + J_2^z - J_3^z + h_1 - h_2 - h_3 + h_4 \\
K_9 &= J_1^z + J_2^z - J_3^z - h_1 + h_2 + h_3 - h_4 \\
K_{10} &= J_1^z + J_2^z + J_3^z - h_1 + h_2 - h_3 + h_4 \\
K_{11} &= -J_1^z - J_2^z + 3J_3^z - h_1 - h_2 + h_3 + h_4 \\
K_{12} &= -J_1^z + J_2^z - J_3^z + h_1 + h_2 + h_3 - h_4 \\
K_{13} &= -J_1^z + J_2^z + J_3^z + h_1 + h_2 - h_3 + h_4 \\
K_{14} &= J_1^z - J_2^z - J_3^z + h_1 - h_2 + h_3 + h_4 \\
K_{15} &= J_1^z - J_2^z + J_3^z - h_1 + h_2 + h_3 + h_4 \\
K_{16} &= -J_1^z - J_2^z - 3J_3^z + h_1 + h_2 + h_3 + h_4 \\
K_{17} &= -J_3^y - J_3^x \\
K_{18} &= -J_1^y - J_1^x \\
K_{19} &= -J_2^y - J_2^x \\
K_{20} &= J_3^y - J_3^x \\
K_{21} &= J_2^y - J_2^x \\
K_{22} &= J_1^y - J_1^x.
\end{aligned} \tag{21}$$

Here the following bases set ( $|\psi_i\rangle = |s_1 s_2 s_3 s_4\rangle, i = 1, 2, \dots, 16$ ) has been used:

$$\begin{aligned}
|\psi_1\rangle &= |1111\rangle, & |\psi_9\rangle &= |1-1-11\rangle, \\
|\psi_2\rangle &= |-1111\rangle, & |\psi_{10}\rangle &= |1-11-1\rangle, \\
|\psi_3\rangle &= |1-111\rangle, & |\psi_{11}\rangle &= |11-1-1\rangle, \\
|\psi_4\rangle &= |11-11\rangle, & |\psi_{12}\rangle &= |-1-1-11\rangle, \\
|\psi_5\rangle &= |111-1\rangle, & |\psi_{13}\rangle &= |-1-11-1\rangle, \\
|\psi_6\rangle &= |-1-111\rangle, & |\psi_{14}\rangle &= |-11-1-1\rangle, \\
|\psi_7\rangle &= |-11-11\rangle, & |\psi_{15}\rangle &= |1-1-1-1\rangle, \\
|\psi_8\rangle &= |-111-1\rangle, & |\psi_{16}\rangle &= |-1-1-1-1\rangle.
\end{aligned} \tag{22}$$

In order to obtain Eq. (8), the matrix given in Eq. (20) has been numerically diagonalized throughout the calculations.

## 7 Appendix B: Expanded Form of the Critical Temperature Equation

In the linearized form of the equation system given in Eq. (16) has the coefficient matrix given Eq. (17). These coefficients can be obtained by applying some operators to the functions ( $f_k, k = 1, 2, 3, 4$ ) as in Eq. (15). Let us write these

operators in general form as:

$$A (\cosh J\nabla_1)^i (\cosh J\nabla_2)^j (\cosh J\nabla_3)^k (\cosh J\nabla_4)^l \times (\sinh J\nabla_1)^m (\sinh J\nabla_2)^n (\sinh J\nabla_3)^p (\sinh J\nabla_4)^q \quad (23)$$

and let us denote these operators schematically by  $2 \times 4$  matrix as

$$A \begin{pmatrix} i & j & k & l \\ m & n & p & q \end{pmatrix}. \quad (24)$$

Then the operators can be given by

$$\begin{aligned} D_1 &= L_1 + 2L_2 + L_3 + 2L_4 + 2L_5 + L_6 + L_7 + 2L_8 \\ D_2 &= 2L_1 + L_2 + 2L_3 + L_4 + L_5 + 2L_6 + 2L_7 + L_8 \\ D_3 &= L_1 + L_2 + L_3 + L_6 + L_7 + L_8 + 2L_9 + L_{10} \\ &\quad + 2L_{11} + 2L_{12} + L_{13} + 2L_{14} \\ D_4 &= L_1 + L_6 + 2L_{10} + L_{11} + 2L_{13} + L_{14} + 2L_{15} + 2L_{16}, \end{aligned} \quad (25)$$

where the terms  $L_i$  correspond to

$$\begin{aligned} L_1 &= \begin{pmatrix} 4 & 4 & 3 & 3 \\ 0 & 1 & 0 & 0 \end{pmatrix} L_2 = \begin{pmatrix} 3 & 4 & 2 & 3 \\ 1 & 1 & 1 & 0 \end{pmatrix} \\ L_3 &= \begin{pmatrix} 4 & 3 & 2 & 3 \\ 0 & 2 & 1 & 0 \end{pmatrix} L_4 = \begin{pmatrix} 2 & 4 & 2 & 2 \\ 2 & 1 & 1 & 1 \end{pmatrix} \\ L_5 &= \begin{pmatrix} 2 & 5 & 3 & 2 \\ 2 & 0 & 0 & 1 \end{pmatrix} L_6 = \begin{pmatrix} 3 & 4 & 3 & 2 \\ 1 & 1 & 0 & 1 \end{pmatrix} \\ L_7 &= \begin{pmatrix} 3 & 3 & 2 & 2 \\ 1 & 2 & 1 & 1 \end{pmatrix} L_8 = \begin{pmatrix} 3 & 5 & 3 & 3 \\ 1 & 0 & 0 & 0 \end{pmatrix} \\ L_9 &= \begin{pmatrix} 4 & 4 & 1 & 3 \\ 0 & 1 & 2 & 0 \end{pmatrix} L_{10} = \begin{pmatrix} 4 & 5 & 3 & 2 \\ 0 & 0 & 0 & 1 \end{pmatrix} \\ L_{11} &= \begin{pmatrix} 3 & 5 & 2 & 2 \\ 1 & 0 & 1 & 1 \end{pmatrix} L_{12} = \begin{pmatrix} 3 & 4 & 1 & 2 \\ 1 & 1 & 2 & 1 \end{pmatrix} \\ L_{13} &= \begin{pmatrix} 4 & 4 & 2 & 2 \\ 0 & 1 & 1 & 1 \end{pmatrix} L_{14} = \begin{pmatrix} 4 & 5 & 2 & 3 \\ 0 & 0 & 1 & 0 \end{pmatrix} \\ L_{15} &= \begin{pmatrix} 3 & 5 & 3 & 1 \\ 1 & 0 & 0 & 2 \end{pmatrix} L_{16} = \begin{pmatrix} 3 & 4 & 2 & 1 \\ 1 & 1 & 1 & 2 \end{pmatrix}. \end{aligned} \quad (26)$$

After all, the elements of the matrix given in Eq. (17) can be written as,

$$\begin{aligned} C_{1000}^{(k)} &= D_1 f_k(\beta, \{J_i\}, \{x_j\})|_{\{x_j\}=0}, \\ C_{0100}^{(k)} &= D_2 f_k(\beta, \{J_i\}, \{x_j\})|_{\{x_j\}=0}, \\ C_{0010}^{(k)} &= D_3 f_k(\beta, \{J_i\}, \{x_j\})|_{\{x_j\}=0}, \\ C_{0001}^{(k)} &= D_4 f_k(\beta, \{J_i\}, \{x_j\})|_{\{x_j\}=0} \end{aligned} \quad (27)$$

where  $i = 1, 2, 3$  and  $j, k = 1, 2, 3, 4$ .

## References

- [1] G. V. Kurlyandskaya, M. L. Sanchez, B. Hernando, V. M. Prida, P. Gorria, M. Tejedor, *Applied Physics Letters* 82 (2003) 3053.
- [2] H. Zeng, J. Li, J. P. Liu, Z. L. Wang, S. Sun, *Nature* 420 (2002) 395.
- [3] C. Alexiou, A. Schmidt, R. Klein, P. Hullin, C. Bergemann, W. Arnold, *Journal of Magnetism and Magnetic Materials* 252 (2002) 363.
- [4] S. Iijima, *Nature* 354 (1991) 5658.
- [5] Y. Xu, D. S. Xue, J. L. Fu, D. Q. Gao, B. Gao, *Journal of Physics D: Applied Physics* 41 (2008) 215010.
- [6] D. Zhou, Li-heng Cai, Fu-shen Wen, Fa-shen Li, *Chinese Journal of Chemical Physics* 20 (2007) 821.
- [7] K. Nielsch, F.J. Castano, C.A. Ross, R. Krishnan, *Journal of Applied Physics* 98 (2005) 034318.
- [8] G.V. Kurlyandskaya, A. Garca-Arribas, J.M. Barandiarn, *Sensors and Actuators A* 106 (2003) 234.
- [9] Y. C. Su, R. Skomski, K. D. Sorge, D. J. Sellmyer, *Applied Physics Letters* 84 (2004) 1525.
- [10] T. Kaneyoshi, *Physica Status Solidi B* , 248 (2011) 250,
- [11] T. Kaneyoshi, *Solid State Communications*, 151 (2011) 1528
- [12] T. Kaneyoshi, *Journal of Magnetism and Magnetic Materials*, 323 (2011) 1145
- [13] O. Canko, A. Erdinç, F. Taşkın, M. Atış, *Physics Letters A*, 345 (2011) 3547
- [14] T. Kaneyoshi, *Phase Transitions*, 85 (2012) 995
- [15] H. Magoussi, A. Zaim, M. Kerouad, *Journal of Magnetism and Magnetic Materials*, 344 (2013) 109
- [16] N. Şarlı, *Physica B*, 411 (2013) 12
- [17] C. D. Salazar-Enrquez, E. Restrepo-Parra, J. Restrepo, *Journal of Magnetism and Magnetic Materials*, 324 (2012) 1631
- [18] E. Konstantinova, *Journal of Magnetism and Magnetic Materials*, 320 (2008) 2721
- [19] Bin-Zhou Mi, Huai-Yu Wang, Yun-Song Zhou, *Journal of Magnetism and Magnetic Materials*, 322 (2010) 952

- [20] T. Sakai, M. Sato, K. Okamoto, K. Okunishi, C. Itoi, *Journal of Physics: Condensed Matter* **22** (2010) 403201
- [21] Y. Otsuka and T. Sakai, *Journal of Physics: Conference Series* **344** (2012) 012009
- [22] T. Idogaki, N. Uryû *Physica A* **181**, 173 (1992).
- [23] A. Bobak, M. Jascur *Physica Status Solidi B*, **135** (1986) K9.
- [24] J. Mielnicki, G. Wiatrowski, T. Balcerzak, *Journal of Magnetism and Magnetic Materials* **71**, 186 (1988).
- [25] A. Benyoussef, A. Boubekri, H. Ez-Zahraouy, M. Saber, *Chinese Journal of Physics*, **37** 89 (1999).
- [26] J. Cabral Neto, J. Ricardo de Sousa , *Journal of Magnetism and Magnetic Materials*, **268** 298 (2004)
- [27] Octavio R. Salmon, J. Ricardo de Sousa, Fernando D. Nobre, *Physics Letters A*, **373** (2009) 2525
- [28] F.C. SàBarreto, I.P. Fittipaldi, B. Zeks, *Ferroelectrics* **39** (1981) 1103.
- [29] R. Honmura, T. Kaneyoshi, *Journal of Physics C* **12** (1979) 3979.