

KdV soliton interactions: a tropical view

A Dimakis¹ and F Müller-Hoissen²

¹ Dept. of Financial and Management Engineering, Univ. of the Aegean, 82100 Chios, Greece

² Max-Planck-Institute for Dynamics and Self-Organization, 37077 Göttingen, Germany

E-mail: dimakis@aegean.gr, folkert.mueller-hoissen@ds.mpg.de

Abstract. Via a “tropical limit” (Maslov dequantization), Korteweg-deVries (KdV) solitons correspond to piecewise linear graphs in two-dimensional space-time. We explore this limit.

1. Introduction

The “tropical limit” (Maslov dequantization) of soliton solutions of the (scalar, real) KdV equation

$$4 u_t = u_{xxx} + 6 u u_x,$$

where a subscript indicates a partial derivative with respect to an independent variable, describes them as piecewise linear graphs in two-dimensional space-time. The corresponding exploration in this work is based on techniques developed in [1, 2], but our presentation will be fairly self-contained.

The most striking property of KdV solitons is surely the well-known fact that, after an interaction, they regain their “identity” (amplitude, width and speed) and only experience a shift in space. But what really happens during the interaction of solitons? After the groundbreaking work of Kruskal and Zabusky [3], this question has been addressed again and again [4–21]. Some authors argued that solitons always pass through one another (see, e.g., [12, 15]). Others suggested that solitons exchange their identities during the interaction (see, e.g., [5, 6]). Based on a certain decomposition of the 2-soliton solution, some proposed an intermediate wave that transfers energy between the two solitons [16, 20, 21]. There have been several attempts to “individualize” the a priori asymptotically (i.e., for $t \ll 0$) defined solitons also during an interaction. Solitons do not really behave like classical particles, however. As localized disturbances of a continuous medium, they possess a wavelike nature. Instead of speaking of the same incoming ($t \ll 0$) and outgoing ($t \gg 0$) soliton, it is more adequate to speak of “instances” of a certain soliton state. Once solitons start to interact, they lose their individuality. This is also what the tropical limit shows: two KdV solitons (which can be regarded as parallel KP line solitons, see [1], Example 4.5) interact by exchanging a “virtual soliton”, see Section 3.4. The present work explores more generally KdV soliton interactions in the tropical limit. The analogy with a quantum scattering theory (also see [18–20]) is striking. But here a kind of second quantization is not necessary since the KdV equation (and any other evolution equation possessing solitons) is already a many-“particle” model. Solitons are the asymptotically free particles, and their interaction can be understood as an exchange of virtual particles. We should stress, however, that we are *not* attempting to interpret KdV as a quantum theory.

Section 2 expresses the KdV soliton solutions in a form convenient for our purposes. Section 3 then deals with the tropical limit.

2. KdV solitons

Let us recall (see, e.g., [22]) that the M -soliton solution of the KdV equation is given by $u = 2(\log \tau_H)_{xx}$ with the Hirota τ -function

$$\tau_H = \sum_{\mu_1, \dots, \mu_M = 0, 1} \exp \left(\sum_{j=1}^M \mu_j \eta_j + \sum_{1 \leq j < k \leq M} b_{jk} \mu_j \mu_k \right),$$

where $\eta_j = 2p_j(x + p_j^2 t + \tilde{c}_j)$ and $b_{jk} = \log[(p_k - p_j)^2 / (p_k + p_j)^2]$. This involves arbitrary real constants \tilde{c}_j and $0 < p_1 < p_2 < \dots < p_M$.

Proposition 2.1. *An equivalent expression for the M -soliton KdV solution is*

$$\tau = \sum_{A \in \{-1, 1\}^M} e^{\Theta_A} \quad \text{where}$$

$$\Theta_A = \sum_{j=1}^M \alpha_j \theta_j + \delta_A, \quad \theta_j = p_j(x + p_j^2 t + c_j), \quad \delta_A = \log \Delta_A, \quad \Delta_A = |\Delta(\alpha_1 p_1, \dots, \alpha_M p_M)|,$$

with $A = (\alpha_1, \dots, \alpha_M)$, $\alpha_j \in \{\pm 1\}$, and Δ is a Vandermonde determinant.

Proof. With τ we associate the equivalent (no change in u) tau function

$$\tau' = \frac{1}{\Delta(-1, \dots, -1)} e^{\theta_1 + \dots + \theta_M} \tau = \sum_{\alpha_1, \dots, \alpha_M = \pm 1} \frac{\Delta(\alpha_1, \dots, \alpha_M)}{\Delta(-1, \dots, -1)} e^{(\alpha_1 + 1)\theta_1 + \dots + (\alpha_M + 1)\theta_M}.$$

With the help of

$$\Delta_{(\alpha_1, \dots, \alpha_M)} = \prod_{1 \leq j < k \leq M} (p_k - \alpha_j \alpha_k p_j) = \prod_{1 \leq j < k \leq M} (p_k - p_j)^{(1 + \alpha_j \alpha_k)/2} (p_k + p_j)^{(1 - \alpha_j \alpha_k)/2},$$

we find that $\tau' = \tau_H$ if we set

$$\mu_j := (\alpha_j + 1)/2 \in \{0, 1\}, \quad \tilde{c}_j := c_j + \frac{1}{2p_j} \log \left| \prod_{k \neq j} \frac{p_k + p_j}{p_k - p_j} \right|. \quad \square$$

For an M -soliton solution, there are 2^M different phases Θ_A . For $M > 2$ we extend the variables x and t to $N \geq M$ (KdV hierarchy) variables $t^{(k)}$, $k = 1, \dots, N$, where $x = t^{(1)}$, $t = t^{(2)}$. Via translations of these variables, we achieve that $c_j = 0$, $j = 1, \dots, N$, so that

$$\theta_j = \sum_{k=1}^N p_j^{2k-1} t^{(k)}. \quad (2.1)$$

Remark 2.2. After having arranged (2.1) by a shift of the KdV hierarchy variables, an M -soliton solution is invariant under reflection of all independent variables, i.e., $t^{(k)} \mapsto -t^{(k)}$, $k = 1, \dots, N$.

Example 2.3. For the 2-soliton solution, setting $N = 2$, we obtain

$$u(x, t) = 8(p_2^2 - p_1^2) \frac{p_1^2 \sinh^2 \theta_2 + p_2^2 \cosh^2 \theta_1}{[(p_2 - p_1) \cosh(\theta_1 + \theta_2) + (p_2 + p_1) \cosh(\theta_1 - \theta_2)]^2}.$$

Since we set $c_1 = c_2 = 0$, we have $u(x, t) = u(-x, -t)$, so that the solution is adapted to an obvious symmetry of the KdV equation. In particular, $u(x, 0)$ is symmetric about $x = 0$ (also see Theorem 1 in [21], where the expressions for the symmetry event are more complicated due to a different form of the KdV equation and a different parametrization of the 2-soliton solution). We find $u_{xx}(0, 0) = -4(p_2 - p_1)(p_2 + p_1)(p_2^2 - 3p_1^2)$. Hence $u(x, 0)$ has a minimum at $x = 0$ if $p_2/p_1 < \sqrt{3}$ and a maximum if $p_2/p_1 > \sqrt{3}$ [4, 10, 21], and we find $u(0, 0) = 2(p_2^2 - p_1^2)$.

3. Tropical limit of KdV solitons

Let \mathcal{U}_B be the region in \mathbb{R}^2 where the phase Θ_B dominates all others, i.e.,

$$\mathcal{U}_B = \{ (x, t) \in \mathbb{R}^2 \mid \max\{\Theta_A(x, t) \mid A \in \{-1, 1\}^M\} = \Theta_B(x, t) \},$$

considered at fixed values of the higher KdV hierarchy variables. \mathcal{U}_B is connected, it may be empty for some B . In a non-empty set \mathcal{U}_B and sufficiently far away from the boundary, the approximation

$$\log \tau \simeq \max\{\Theta_A \mid A \in \{-1, 1\}^M\}$$

is valid, so that u vanishes (since Θ_B is linear in x). As a consequence, u is localized along the boundary lines of non-empty dominating phase regions. The *tropical limit of the KdV soliton solution* is the piecewise linear planar graph consisting of such boundary lines, and the amplitude u on these lines. The structure of this graph is determined by the intersections of the dominating phase regions. In the following, we write $\mathcal{U}_{AB} := \mathcal{U}_A \cap \mathcal{U}_B$.

Remark 3.1. A precise formulation of what we call the tropical limit of KdV solitons is obtained by using the Maslov dequantization formula (see, e.g., [23])

$$\lim_{\epsilon \rightarrow 0} \epsilon \sum_{A \in \{-1, 1\}^M} e^{\Theta_A/\epsilon} = \max\{\Theta_A \mid A \in \{-1, 1\}^M\}, \quad (3.1)$$

which replaces the operation of addition (of exponentials) by the maximum function (applied to the phases). This is a familiar step in “tropicalization”. It is usually accompanied by also replacing multiplication by addition (the “tropical product”).

Remark 3.2. If the logarithmic terms δ_A were negligible, then we would have $\log \tau \simeq \max_{A \in \{-1, 1\}^M} \{ |\sum_{j=1}^M \alpha_j \theta_j| \} = \sum_{j=1}^M |\theta_j|$, and the tropical limit of the KdV soliton would be given by the *superimposition* of the space-time lines corresponding to the constituent single solitons. (3.1) shows that this simplified limit corresponds to introducing “slow variables” via $x \mapsto x/\epsilon$ and $t \mapsto t/\epsilon$ in a soliton solution. This simply maps the latter to the corresponding solution of the ϵ -dependent KdV equation $u_t - (3/2) u u_x = \epsilon^2 u_{xxx}$, which formally approaches its “dispersionless” (or “quasiclassical”) limit, the inviscid Burgers (or Hopf, or Riemann) equation $u_t - (3/2) u u_x = 0$, as $\epsilon \rightarrow 0$. The ϵ -dependent soliton solution does *not* tend to a solution of the inviscid Burgers equation, however. In the limit, KdV solitons “disappear” in the sense that their support becomes a set of measure zero in space-time, while u retains a finite value. The associated initial data become infinitely steep, so there is no corresponding local solution of the inviscid Burgers equation via the method of characteristics. It is also not adequate to think of the (simplified) tropical limit as a kind of non-smooth solution of the inviscid Burgers equation (e.g., similar to those obtained via “front tracking” [24]). This is so because irrespective how

small ϵ is, the corresponding ϵ -dependent solution necessarily retains dispersion since it remains solitonic. We have to conclude that the tropical limit cannot be regarded as a dispersionless limit.

Introducing

$$p_A := \sum_{j=1}^M \alpha_j p_j, \quad q_A := \sum_{j=1}^M \alpha_j p_j^3, \quad c_A := \delta_A + \sum_{k=3}^N \sum_{j=1}^M \alpha_j p_j^{2k-1} t^{(k)},$$

where $A = (\alpha_1, \dots, \alpha_M)$, we have

$$\Theta_A - \Theta_B = (p_A - p_B)x + (q_A - q_B)t + c_A - c_B. \quad (3.2)$$

There is a line at which two phases Θ_A and Θ_B “meet”, i.e., where $\Theta_A = \Theta_B$. It is given by

$$x = x_{AB}(t) := -\frac{q_A - q_B}{p_A - p_B}t - \frac{c_A - c_B}{p_A - p_B}, \quad (3.3)$$

assuming that $p_A \neq p_B$, and (3.2) can be written as

$$\Theta_A - \Theta_B = (p_A - p_B)(x - x_{AB}(t)). \quad (3.4)$$

If $(x, t) \notin \mathcal{U}_B$, there is a phase Θ_A such that $\Theta_A(x, t) > \Theta_B(x, t)$. In this case we say that the phase Θ_B is *non-visible* at the event (x, t) . An immediate consequence of the last identity is

$$p_A > p_B \implies \begin{array}{l} \Theta_B(x, t) \\ \Theta_A(x, t) \end{array} \text{ is non-visible for } \begin{array}{l} x > x_{AB}(t) \\ x < x_{AB}(t) \end{array}.$$

Near an event on the boundary line (3.3) that is not a higher order coincidence of phases, we have $\tau \simeq e^{\Theta_A} + e^{\Theta_B}$ and thus $u \simeq 2(p_A - p_B)^2 e^{\Theta_A + \Theta_B} / (e^{\Theta_A} + e^{\Theta_B})^2$. Using $\Theta_A = \Theta_B$, this becomes $u \simeq \frac{1}{2}(p_A - p_B)^2$ (also see Appendix D in [1]).

Remark 3.3. Since the p 's are positive and distinct, for $M = 2$ we have $p_A \neq p_B$ if $A \neq B$. For $M > 2$, the latter condition holds if p_1, \dots, p_M are linearly independent over $\{\pm 1\}$.

3.1. x -asymptotics

For fixed t and sufficiently large x (we write $x \gg 0$), (3.4) implies $\Theta_{(1, \dots, 1)} > \Theta_A$ for all $A \in \{-1, 1\}^M$, $A \neq (1, \dots, 1)$. Furthermore, for $x \ll 0$ we have $\Theta_{(-1, \dots, -1)} > \Theta_A$ for all $A \in \{-1, 1\}^M$, $A \neq (-1, \dots, -1)$. Hence $\mathcal{U}_{(1, \dots, 1)}$ and $\mathcal{U}_{(-1, \dots, -1)}$ are dominating phase regions for $x \gg 0$, respectively $x \ll 0$.

3.2. Triple phase coincidences

At a triple phase coincidence three different phases satisfy $\Theta_A = \Theta_B = \Theta_C$. If

$$p_{ABC} := p_A(q_B - q_C) + p_B(q_C - q_A) + p_C(q_A - q_B) \neq 0,$$

then a corresponding event occurs at the time

$$t_{ABC} := -p_{ABC}^{-1} \left(p_A(c_B - c_C) + p_B(c_C - c_A) + p_C(c_A - c_B) \right).$$

Its x -coordinate is given by $x_{ABC} := x_{AB}(t_{ABC})$. We find that

$$x_{AC}(t) - x_{AB}(t) = -\frac{p_{ABC}}{(p_B - p_A)(p_C - p_A)}(t - t_{ABC}),$$

and

$$\Theta_A - \Theta_C = (p_A - p_C)(x - x_{AB}(t)) - \frac{p_{ABC}}{p_B - p_A}(t - t_{ABC}),$$

so that

$$\Theta_A - \Theta_C = \frac{p_{ABC}}{p_A - p_B}(t - t_{ABC}) \quad \text{on the line } x = x_{AB}(t). \quad (3.5)$$

As a consequence, the half-line

$$\{x = x_{AB}(t) \mid t \geq t_{ABC}\} \quad \text{is non-visible if } \frac{p_{ABC}}{p_A - p_B} \leq 0.$$

At a triple phase event, $\tau \simeq e^{\Theta_A} + e^{\Theta_B} + e^{\Theta_C}$, hence $u \simeq \frac{4}{9}(p_A^2 + p_B^2 + p_C^2 - p_{APB} - p_{APC} - p_{BPC})$.

3.3. Appearances of single solitons and t -asymptotics

For $A = (\alpha_1, \dots, \alpha_M)$, let $A_{(k)} := (\alpha_1, \dots, \alpha_{k-1}, -\alpha_k, \alpha_{k+1}, \dots, \alpha_M)$. On $\mathcal{U}_{AA_{(k)}}$ we obtain the single soliton expression $\tau \simeq e_{-k} + e_k$, up to a factor that drops out in the expression for u . According to (3.3), the boundary line between the two phases Θ_A and $\Theta_{A_{(k)}}$ is given by

$$x = x_{AA_{(k)}} = -\frac{1}{2\alpha_k p_k}(\delta_A - \delta_{A_{(k)}}) - p_k^2 t - \sum_{j=3}^N p_k^{2j-2} t^{(j)}.$$

Hence, a soliton (i.e., a visible part of such a line), moves from right to left along the x -axis. Its ‘‘height’’ is $u \simeq 2p_k^2$. Furthermore,

$$x_{AA_{(k)}} - x_{BB_{(k)}} = -\frac{1}{2\alpha_k p_k}(\delta_A - \delta_{A_{(k)}}) + \frac{1}{2\beta_k p_k}(\delta_B - \delta_{B_{(k)}}) \quad (3.6)$$

is constant. For $B \neq A, A_{(k)}$, the lines given by $x = x_{AA_{(k)}}$ and $x = x_{BB_{(k)}}$ are thus parallel. There are 2^{M-1} such lines (for fixed k), since this is the number of different pairs $A, A_{(k)}$. It is natural to interpret the visible segments as appearances of the k th soliton.

Now we show that the k th soliton is visible for large $|t|$. We consider (3.5) on the line $x = x_{AA_{(k)}}(t)$, with

$$\begin{aligned} \frac{p_{AA_{(k)}C}}{p_A - p_{A_{(k)}}} &= p_k^2(p_C - p_A) - (q_C - q_A) = \sum_{j \neq k} (\gamma_j - \alpha_j) p_j (p_k^2 - p_j^2), \\ &= \sum_{j < k} (\gamma_j - \alpha_j) p_j (p_k^2 - p_j^2) + \sum_{j > k} (\alpha_j - \gamma_j) p_j (p_j^2 - p_k^2). \end{aligned}$$

This is different from zero if $C = (\gamma_1, \dots, \gamma_M)$ is different from A and $A_{(k)}$. (3.5) implies

$$\begin{aligned} A = (1, \dots, 1, \alpha_k, -1, \dots, -1) &\implies p_{AA_{(k)}C}/(p_A - p_{A_{(k)}}) < 0 \quad \forall C \in \{-1, 1\}^M \\ &\implies \{x = x_{AA_{(k)}}(t) \mid t \ll 0\} \quad \text{is visible} \\ A = (-1, \dots, -1, \alpha_k, 1, \dots, 1) &\implies p_{AA_{(k)}C}/(p_A - p_{A_{(k)}}) > 0 \quad \forall C \in \{-1, 1\}^M \\ &\implies \{x = x_{AA_{(k)}}(t) \mid t \gg 0\} \quad \text{is visible} \end{aligned}$$

(using $0 < p_1 < p_2 < \dots < p_M$). Moreover, for any other $A \in \{-1, 1\}^M$ there is a $C \in \{-1, 1\}^M$ such that, according to (3.5), $\Theta_C > \Theta_A$ for $t \ll 0$, respectively $t \gg 0$, so that no further boundary lines are visible for $|t| \gg 0$. (3.6) implies that

$$x_{(-1, \dots, -1)(1, -1, \dots, -1)} < x_{(1, -1, \dots, -1)(1, 1, -1, \dots, -1)} < \dots < x_{(1, \dots, 1, -1)(1, \dots, 1)} \quad \text{for } t \ll 0,$$

while we have

$$x_{(-1, \dots, -1)(-1, \dots, -1, 1)} < x_{(-1, \dots, -1, 1)(-1, \dots, -1, 1, 1)} < \dots < x_{(-1, 1, \dots, 1)(1, \dots, 1)} \quad \text{for } t \gg 0.$$

We conclude that, as time proceeds from $-\infty$ to $+\infty$, the solitons reappear in reversed order. Recalling the results in Section 3.1, we thus proved the asymptotic structure displayed in Fig. 1. In particular, this implies that a phase Θ_A , where A is *not* of the form $(-1, \dots, -1, \dots)$, $(1, \dots, 1)$, $(1, 1, \dots, 1, -1, -1, \dots, -1)$ or $(-1, \dots, -1, 1, \dots, 1)$, can only be visible in a *bounded* region of the xt -plane. Moreover, passing in the asymptotic region $|t| \gg 0$ from left to right along the x -axis, from one phase Θ_A to the next, say $\Theta_{A(k)}$, requires $\alpha_k = -1$. Other transitions can therefore only occur in case of virtual solitons (which are bounded in space-time).

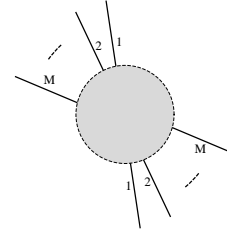


Figure 1. Asymptotic structure of an M -soliton KdV solution in the xt -plane. Time flows from bottom to top. A number k refers to the k th soliton.

3.4. Two solitons

We achieve some simplification of expressions in the following by using the notation $\bar{1} := -1$, and writing, e.g., $\bar{1} \dots \bar{1} 1 \dots 1$ instead of $(-1, \dots, -1, 1, \dots, 1)$. The tropical approximation of the 2-soliton solution is given by $\log \tau \simeq \max\{\Theta_{\bar{1}\bar{1}}, \Theta_{\bar{1}1}, \Theta_{1\bar{1}}, \Theta_{11}\}$ with

$$\begin{aligned} \Theta_{\bar{1}\bar{1}} &= -\theta_1 - \theta_2 + \log(p_2 - p_1), & \Theta_{\bar{1}1} &= \theta_1 - \theta_2 + \log(p_1 + p_2), \\ \Theta_{1\bar{1}} &= -\theta_1 + \theta_2 + \log(p_1 + p_2), & \Theta_{11} &= \theta_1 + \theta_2 + \log(p_2 - p_1), \end{aligned}$$

and $\theta_j = p_j(x + p_j^2 t)$, $0 < p_1 < p_2$. Here we set $N = 2$. We recall that Θ_{11} dominates (all other phases) for $x \gg 0$, whereas $\Theta_{\bar{1}\bar{1}}$ dominates for $x \ll 0$. There are six boundary lines. Those corresponding to asymptotic solitons are

$$\begin{aligned} \text{1st soliton:} \quad x &= x_{\bar{1}\bar{1}, \bar{1}\bar{1}}(t) = -p_1^2 t - \frac{\ell}{2p_1} & t \ll 0 \text{ branch,} \\ x &= x_{\bar{1}1, 11}(t) = -p_1^2 t + \frac{\ell}{2p_1} & t \gg 0 \text{ branch,} \\ \text{shift:} \quad x_{\bar{1}1, 11}(t) - x_{\bar{1}\bar{1}, \bar{1}\bar{1}}(t) &= \frac{\ell}{2p_1} & \text{where } \ell := \log \frac{p_2 + p_1}{p_2 - p_1} > 0 \\ \text{2nd soliton:} \quad x &= x_{1\bar{1}, 11}(t) = -p_2^2 t + \frac{\ell}{2p_2} & t \ll 0 \text{ branch,} \\ x &= x_{1\bar{1}, \bar{1}\bar{1}}(t) = -p_2^2 t - \frac{\ell}{2p_2} & t \gg 0 \text{ branch,} \\ \text{shift:} \quad x_{1\bar{1}, \bar{1}\bar{1}}(t) - x_{1\bar{1}, 11}(t) &= -\frac{\ell}{2p_1}. \end{aligned}$$

The constant shifts exactly correspond to the well-known (asymptotically determined) *phase shifts*, which are the only witnesses of an interaction of KdV solitons. Further boundary lines:

$$\begin{aligned} x = x_{\bar{1}\bar{1},11}(t) &= -\frac{1}{p_1 + p_2}(p_1^3 + p_2^3)t = -(p_1^2 - p_1p_2 + p_2^2)t, \\ x = x_{1\bar{1},\bar{1}\bar{1}}(t) &= -(p_1^2 + p_1p_2 + p_2^2)t. \end{aligned}$$

Triple phase coincidences occur at the times

$$\begin{aligned} t_{\bar{1}\bar{1},1\bar{1},\bar{1}\bar{1}} &= \frac{\ell}{2p_1p_2(p_2 + p_1)}, & t_{1\bar{1},\bar{1}\bar{1},11} &= -\frac{\ell}{2p_1p_2(p_2 + p_1)}, \\ t_{\bar{1}\bar{1},\bar{1}\bar{1},11} &= -\frac{\ell}{2p_1p_2(p_2 - p_1)}, & t_{\bar{1}\bar{1},1\bar{1},11} &= \frac{\ell}{2p_1p_2(p_2 - p_1)}. \end{aligned}$$

These times are ordered as follows: $t_{\bar{1}\bar{1},\bar{1}\bar{1},11} < t_{1\bar{1},\bar{1}\bar{1},11} < 0 < t_{\bar{1}\bar{1},1\bar{1},\bar{1}\bar{1}} < t_{\bar{1}\bar{1},1\bar{1},11}$. Since

$$\begin{aligned} \Theta_{11} - \Theta_{\bar{1}\bar{1}} &= 2\theta_2 - \ell \\ &= -2\ell < 0 & \text{on } x = x_{\bar{1}\bar{1},\bar{1}\bar{1}}(t), \\ \Theta_{11} - \Theta_{\bar{1}\bar{1}} &= 2\theta_1 - \ell \\ &= -2\ell < 0 & \text{on } x = x_{\bar{1}\bar{1},1\bar{1}}(t), \end{aligned}$$

the triple phase events at $t_{\bar{1}\bar{1},\bar{1}\bar{1},11}$ and $t_{\bar{1}\bar{1},1\bar{1},11}$ are non-visible. At the remaining two triple phase events $(x_{1\bar{1},\bar{1}\bar{1},11}, t_{1\bar{1},\bar{1}\bar{1},11})$ and $(x_{\bar{1}\bar{1},1\bar{1},\bar{1}\bar{1}}, t_{\bar{1}\bar{1},1\bar{1},\bar{1}\bar{1}})$, we have $\Theta_{11} - \Theta_{\bar{1}\bar{1}} = 2\ell > 0$, respectively $\Theta_{\bar{1}\bar{1}} - \Theta_{11} = 2\ell > 0$, so that these events are visible. Moreover, we have

$$x_{1\bar{1},\bar{1}\bar{1},11} - x_{\bar{1}\bar{1},1\bar{1},\bar{1}\bar{1}} = \frac{p_1^2 + p_1p_2 + p_2^2}{p_1p_2(p_1 + p_2)}\ell > 0.$$

Furthermore,

$$\begin{aligned} \Theta_{11} - \Theta_{\bar{1}\bar{1}} &= 2p_1p_2(p_2 - p_1)t - \ell \\ \Theta_{11} - \Theta_{\bar{1}\bar{1}} &= -2p_1p_2(p_2 - p_1)t - \ell \end{aligned} \quad \text{on } x = x_{\bar{1}\bar{1},11}(t),$$

implies $\Theta_{11} < \Theta_{\bar{1}\bar{1}}$ for $t < 0$ and $\Theta_{11} < \Theta_{\bar{1}\bar{1}}$ for $t > 0$ on the boundary line $x = x_{\bar{1}\bar{1},11}(t)$, so that the whole line is non-visible. We thus arrive at the situation described in Fig. 2. Two solitons interact by exchanging a “virtual soliton”.

3.5. Three solitons

Setting $N = 3$, we now have $\theta_j = p_j(x + p_j^2t + p_j^4s)$, $j = 1, 2, 3$, with $s := t^{(3)}$. Recall that $0 < p_1 < p_2 < p_3$. The tropical approximation of the 3-soliton solution is given by $\log \tau \simeq \max\{\Theta_0, \Theta_1, \dots, \Theta_7\}$, where $\Theta_0 := \Theta_{\bar{1}\bar{1}\bar{1}}$, $\Theta_1 := \Theta_{1\bar{1}\bar{1}}$, $\Theta_2 := \Theta_{\bar{1}\bar{1}\bar{1}}$, $\Theta_3 := \Theta_{11\bar{1}}$, $\Theta_4 := \Theta_{\bar{1}\bar{1}1}$, $\Theta_5 := \Theta_{1\bar{1}1}$, $\Theta_6 := \Theta_{\bar{1}11}$, $\Theta_7 := \Theta_{111}$. Only the Θ_2 - and Θ_5 -regions are *bounded* in the xt -plane. In the following, we present results derived with the help of computer algebra. It turns out that there are no visible coincidences of more than four of these phases. Among the $\binom{8}{4} = 70$ a priori possible coincidences of four phases, the following can be ruled out: $\{0, 1, 2, 3\}$, $\{0, 1, 4, 5\}$, $\{0, 1, 6, 7\}$, $\{0, 2, 4, 6\}$, $\{0, 2, 5, 7\}$, $\{0, 3, 4, 7\}$, $\{1, 2, 5, 6\}$, $\{1, 3, 4, 6\}$, $\{1, 3, 5, 7\}$, $\{2, 3, 4, 5\}$, $\{2, 3, 6, 7\}$, $\{4, 5, 6, 7\}$, where a number i represents the phase Θ_i . Of the remaining 58 4-phase coincidences, most are non-visible (for all values of the parameters). They can only occur if $s = s_{ijkl}$, where s_{ijkl} is completely determined in terms of the parameters p_m :

$$s_{ijkl} = \frac{a_{ijkl}}{2p_2(p_2^2 - p_1^2)(p_3^2 - p_2^2)} + \frac{b_{ijkl}}{2p_1(p_2^2 - p_1^2)(p_3^2 - p_1^2)} + \frac{c_{ijkl}}{2p_3(p_3^2 - p_2^2)(p_3^2 - p_1^2)},$$




Figure 2. To the left is a space-time plot of the tropical limit graph of a 2-soliton KdV solution ($p_1 = 1, p_2 = 1.5$). The x -axis is horizontal, time proceeds from bottom to top. The colored regions are dominating phase regions. At $t = t_{1\bar{1},\bar{1}1,11}$ soliton **2** splits into an instance of soliton **1** and a “virtual soliton” $\bar{1}2$, formally assigning to it the interpretation of a bound state composed of an antisoliton $\bar{1}$ and a soliton **2**. At $t = t_{\bar{1}\bar{1},1\bar{1},\bar{1}1}$ it merges with soliton **1** to create a new instance of soliton **2**. The second plot shows all boundary lines between pairs of phases. The whole green line, passing through the middle point, is non-visible. The third plot displays the tropical limit superimposed on a contour plot of the KdV solution. The last is a plot of the KdV solution $u(x, t)$ over the xt -plane.

where

$$\begin{aligned}
a_{0124} &= \ell_{12} + \ell_{23} & b_{0124} &= -\ell_{12} - \ell_{13} & c_{0124} &= -\ell_{13} - \ell_{23} \\
a_{1235} &= \ell_{23} - \ell_{12} & b_{1235} &= \ell_{12} - \ell_{13} & c_{1235} &= \ell_{13} - \ell_{23} \\
a_{1245} &= -2\ell_{13} + \ell_{12} + \ell_{23} & b_{1245} &= \ell_{13} - \ell_{12} & c_{1245} &= \ell_{13} - \ell_{23}
\end{aligned}$$

with $l_{ij} := \log[(p_j + p_i)/(p_j - p_i)]$, and we find

$$s_{2356} = -s_{1245}, \quad s_{2456} = -s_{1235}, \quad s_{3567} = -s_{0124}.$$

A 4-phase coincidence described by $\{i, j, k, l\}$ can only be visible if for each subset of three indices the corresponding 3-phase coincidence is visible. Table 1 lists all (under the stated conditions) visible 3-phase coincidences. Fig. 3 provides some more information about the 3-soliton case and Fig. 4 shows an example.

Except for some relations implied by Table 1, like $s_{0124} < s_{1245}$, the order of the values s_{ijkl} depends in a more complicated way on the parameters p_j . In particular, we can draw the following conclusions.

- Only the 4-phase coincidences corresponding to $\{0, 1, 2, 4\}$, $\{1, 2, 3, 5\}$, $\{1, 2, 4, 5\}$, $\{2, 3, 5, 6\}$, $\{2, 4, 5, 6\}$, $\{3, 5, 6, 7\}$ are visible, for certain values of s .
- Θ_2 is non-visible if either $s > s_{1245}$ and $p_3 < \sqrt{p_1^2 + p_1 p_2 + p_2^2}$, or $s > s_{1235}$ and $p_3 > \sqrt{p_1^2 + p_1 p_2 + p_2^2}$ (since then all 3-phase coincidences with t_{ijk} , $2 \in \{i, j, k\}$, are non-visible). In particular, Θ_2 is non-visible if $s \gg 0$.
- Θ_5 is non-visible if either $s < s_{2356}$ and $p_3 < \sqrt{p_1^2 + p_1 p_2 + p_2^2}$, or $s < s_{2456}$ and $p_3 > \sqrt{p_1^2 + p_1 p_2 + p_2^2}$. In particular, Θ_5 is non-visible if $s \ll 0$.

Although some general results can be obtained about arbitrarily high order phase coincidences, there is hardly a chance to achieve a classification, for arbitrary M , of all possible evolutions of M -soliton KdV solutions or, equivalently, parallel M -soliton KP-II solutions, in a similar way as for the case of tree-shaped KP line soliton solutions [1, 2]. The simple

Table 1. Results about 3-phase coincidences for 3-soliton solutions.

3-phase coincidence time	visibility condition
t_{012}, t_{024}	$s < s_{0124}$
t_{014}	$s_{0124} < s$
t_{124}	$s_{0124} < s < s_{1245}$
t_{145}	$s_{1245} < s$
t_{245}	$s_{2456} < s < s_{1245}$
t_{125}	$s_{1235} < s < s_{1245}$ if $p_3 < \sqrt{p_1^2 + p_1 p_2 + p_2^2}$ $s_{1245} < s < s_{1235}$ if $p_3 > \sqrt{p_1^2 + p_1 p_2 + p_2^2}$
t_{123}	$s < s_{1235}$
t_{135}	$s_{1235} < s$
t_{235}	$s_{2356} < s < s_{1235}$
t_{236}	$s < s_{2356}$
t_{256}	$s_{2356} < s < s_{2456}$ if $p_3 < \sqrt{p_1^2 + p_1 p_2 + p_2^2}$ $s_{2456} < s < s_{2356}$ if $p_3 > \sqrt{p_1^2 + p_1 p_2 + p_2^2}$
t_{356}	$s_{2356} < s < s_{3567}$
$t_{357}, t_{367}, t_{567}$	$s_{3567} < s$
t_{456}	$s_{2456} < s$
t_{246}	$s < s_{2456}$

Figure 3. According to Remark 2.2, $u(x, t, s)$ has the property $u(x, 0, 0) = u(-x, 0, 0)$. Hence $u(x, 0, 0)$ has an extremum at $x = 0$, determined by the sign of $\frac{1}{4}u_{xx}(0, 0, 0) = -(p_1^4 + 3p_2^4 + p_3^4) + 4(p_1^2 p_2^2 - p_1^2 p_3^2 + p_2^2 p_3^2)$. The plot displays for p_3/p_2 (vertical axis) versus p_2/p_1 (horizontal axis) the boundary between the regions where $u(x, 0, 0)$ has a minimum (light region), respectively a maximum (dark region).


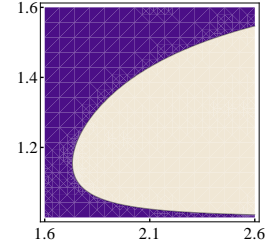


Figure 4. The first plot displays the tropical limit of a 3-soliton KdV solution for $s = 0$ (and $p_1 = 0.5, p_2 = 0.7, p_3 = 0.9$). Here all 2^3 phases are visible. The three phase regions extending to the bottom ($t \ll 0$) are given, from left to right, by $\Theta_{\bar{1}\bar{1}\bar{1}}, \Theta_{\bar{1}\bar{1}\bar{1}}, \Theta_{\bar{1}\bar{1}\bar{1}}$, those extending to the top ($t \gg 0$) by $\Theta_{\bar{1}\bar{1}\bar{1}}, \Theta_{\bar{1}\bar{1}\bar{1}}, \Theta_{\bar{1}\bar{1}\bar{1}}$. In the middle we have two bounded phase regions where $\Theta_{\bar{1}\bar{1}\bar{1}}$, respectively $\Theta_{\bar{1}\bar{1}\bar{1}}$, dominate. The second picture shows the superimposition of the tropical limit on a contour plot of the KdV solution. The third is a plot of the KdV solution $u(x, t, s)$ at $s = 0$.

combinatorics (higher Tamari orders), underlying the latter case, has no counterpart in case of more general KP line soliton solutions (also see, e.g., [25] for an analysis of the general KP case).

F M-H is grateful to Boris Konopelchenko for a very stimulating discussion about tropical and dispersionless limits.

References

- [1] Dimakis A and Müller-Hoissen F 2011 KP line solitons and Tamari lattices *J. Phys. A: Math. Theor.* **44** 025203
- [2] Dimakis A and Müller-Hoissen F 2012 KP solitons, higher Bruhat and Tamari orders *Associahedra, Tamari Lattices and Related Structures* (Progress in Mathematics vol 299) ed Müller-Hoissen F, Pallo J and Stasheff J (Basel: Birkhäuser) pp 391–423
- [3] Zabusky N and Kruskal M 1965 Interaction of solitons in an collisionless plasma and the recurrence of initial states *Phys. Rev. Lett.* **15** 240–243
- [4] Lax P 1968 Integrals of nonlinear equations of evolution and solitary waves *Comm. Pure Appl. Math.* **21** 467–490
- [5] Bowtell G and Stuart A 1980 Particle motions and the dynamics of Korteweg-de Vries solitons *Progr. Theor. Phys.* **64** 68–80
- [6] Bowtell G and Stuart A 1983 A particle representation of the Korteweg-de Vries solitons *J. Math. Phys.* **24** 969–981
- [7] Yoneyama T 1984 The Korteweg-de Vries two-soliton solution as interacting two single solitons *Progr. Theor. Phys.* **71** 843–846
- [8] Yoneyama T 1984 Interacting Korteweg-de Vries equations and attractive soliton interaction *Progr. Theor. Phys.* **72** 1081–1088
- [9] Caenepeel S and Malfliet W 1985 Internal structure of the two-soliton of the KdV equation *Wave Motion* **7** 299–305
- [10] Malfliet, W and Van der Velde, L 1985 A study of two interacting KdV-solitons *Lett. Nuovo Cim.* **42** 179–183
- [11] Moloney T and Hodnett P 1986 Solution interactions (for the Korteweg-deVries equation): a new perspective *J. Phys. A: Math. Gen.* **19** L1129–L1135
- [12] Hodnett P and Moloney T 1989 On the structure during interaction of the two-soliton solution of the KdV equation *SIAM J. Appl. Math.* **49** 1174–1187
- [13] Moloney T and Hodnett P 1991 Note on the structure of a three-soliton solution of the Korteweg-Devries equation *SIAM J. Appl. Math.* **51** 940–947
- [14] Fuchssteiner B 1987 Solitons in interaction *Progr. Theor. Phys.* **78** 1022–1050
- [15] LeVeque R 1987 On the interaction of nearly equal solitons in the KdV equation *SIAM J. Appl. Math.* **47** 254–262
- [16] Bryan A and Stuart A 1992 On the dynamics of soliton interactions for the Korteweg-de Vries equation *Chaos Solitons & Fractals* **2** 487–491
- [17] Campbell F and Parkes J 1997 The internal structure of the two-soliton solution to nonlinear evolution equations of a certain class *Solitons and Coherent Structures in Physics and Biology, SOLPHYS '97 Proceedings* ed Christiansen P and Sørensen M (Lyngby, Denmark: Technical University of Denmark)
- [18] Nguyễn H 2003 Decay of KdV solitons *SIAM J. Appl. Math.* **63** 874–888
- [19] Nguyễn H 2004 Soliton collisions and ghost particle radiation *J. Nonl. Math. Phys.* **11** 180–198
- [20] Benes N, Kasman A and Young K 2006 On decompositions of the KdV 2-soliton *J. Nonlinear Sci.* **16** 179–200
- [21] Bona J and Weissler F 2009 Pole dynamics of interacting solitons and blowup of complex-valued solutions of KdV *Nonlinearity* **22** 311–349
- [22] Hirota R 2004 *The Direct Method in Soliton Theory* (Cambridge Tracts in Mathematics vol 155) (Cambridge: Cambridge University Press)
- [23] Litvinov G 2010 Tropical mathematics, idempotent analysis, classical mechanics and geometry *Preprint* arXiv:1005.1247
- [24] Holden H and Risebro N 2011 *Front Tracking for Hyperbolic Conservation Laws* (Berlin: Springer)
- [25] Kodama, Y and Williams, L 2011 KP solitons and total positivity for the Grassmannian *Preprint* arXiv:1106.0023