

Lithium incorporation at the MoS₂/graphene interface: an *ab initio* investigation

R. H. Miwa¹, and W. L. Scopel²

¹*Instituto de Física, Universidade Federal de Uberlândia,
C.P. 593, 38400-902, Uberlândia, MG, Brazil.*

and

²*Departamento de Física, Universidade Federal do Espírito Santo, 299075-910, Vitória, ES, Brazil
and Universidade Federal Fluminense, 272755-250, Volta Redonda, RJ, Brazil,*

(Dated: September 18, 2018)

Based on *ab initio* calculations, we examine the incorporation of Li atoms in the MoS₂/graphene interface. We find that the intercalated Li atoms are energetically more stable than Li atoms adsorbed on the MoS₂ surface. The intercalated atoms interact with both graphene sheet and MoS₂ layer, increasing the Li binding energies. However, the equilibrium geometries are ruled by the MoS₂ layer, where the intercalated Li atoms lie on the top (Li_T) and hollow (Li_H) sites of the MoS₂ layer. We calculate the Li diffusion barriers, along the Li_T→Li_H diffusion path, where we find similar energy barriers compared with that obtained for Li adatoms on the MoS₂ surface. Our results allow us to infer that the Li storage capacity increases at MoS₂/G interfaces, in comparison with Li adatoms on the MoS₂ surface, however, with no reduction on the mobility of the intercalated Li atoms. Those properties are interesting/useful to the development of Li batteries based on MoS₂.

Two dimensional (2D) materials have attracted numerous studies addressing technological applications as well as fundamental science. In the past few years, graphene has been the subject of the most of studies in those 2D system [1, 2]. Indeed, graphene exhibits a strong technological appeal mainly to the development of new electronic nano-devices [3]. On the other hand, (recently) other 2D layered structures, composed by few atoms, have been considered as interesting/promising materials for several applications. In particular the molybdenum di-sulfide (MoS₂) to the development of electronic devices [4–6], and Li batteries (LIBs) [7]. MoS₂ is a hexagonal layered structure, where each layer is composed by S-Mo-S atoms covalently bonded, stacked along the [0001] direction, while the layer–layer interaction is weak, mediated by van der Waals (vdW) forces. Such layered structure promotes the intercalation of Li ions.

Very recently, epitaxial layers of MoS₂ have been successfully synthesized on the graphene sheet [8, 9], MoS₂/G, although the large lattice mismatch between MoS₂ and graphene. In this case, there are no chemical bonds at the MoS₂/G interface, and the MoS₂ layers are attached to the graphene substrate through vdW interactions. On the other hand, recent experimental studies indicate that MoS₂/G composites present a set of quite interesting/suitable electrochemical properties to the development of high performance LIBs. The authors suggest that such high performance of LIBs, based on MoS₂/G systems, is due to “synergistic effects between layered MoS₂ and graphene” [10–12]. In this work we try to clarify the rule played by those “synergistic effects” to the Li incorporation in MoS₂/G.

We have performed a theoretical *ab initio* study of Li atoms in the MoS₂/G interface (MoS₂/Li/G). Initially we verify the energetic stability of the MoS₂/G interface, and then the energetic properties of Li atoms adsorbed on the MoS₂ surface (Li/MoS₂), and on the graphene sheet (Li/G). For the MoS₂/Li/G system, we

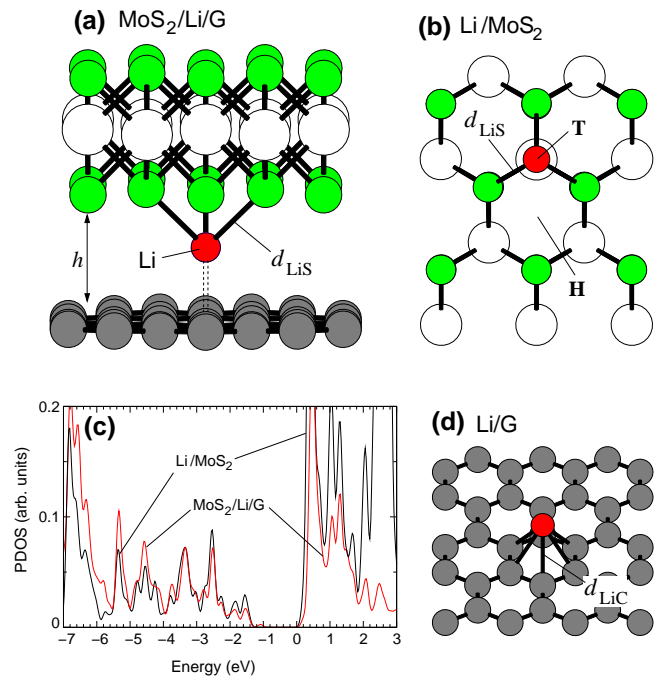


FIG. 1: Structural models of the Li intercalated MoS₂/Li/G (a), and the Li adsorbed Li/MoS₂/G (b) systems. (c) Projected density of states of Li_T atoms for the Li/MoS₂ (black-lines) and MoS₂/Li/G (red-lines) systems. (d) Structural model of the Li/G system, for a Li adatom on the graphene H site.

have considered a set configurations for the Li atoms in the MoS₂/G interface region. Based on the calculation of the Li binding energies, we find an energetic preference for the MoS₂/Li/G system, in comparison with the Li/MoS₂ and Li/G configurations. The energetically stable geometries of Li atoms at the interface region are the same as those obtained for Li adatoms on the MoS₂ surface, namely, Li atoms lying on the top site (Li_T) aligned

with the Mo atom, and on the hexagonal hole site (Li_H) of MoS_2 . We find that the Li_T configuration is energetically more stable than Li_H by 0.1 eV for both systems, $\text{MoS}_2/\text{Li}/\text{G}$ and Li/MoS_2 , thus suggesting the same $\text{Li}_\text{T} \rightarrow \text{Li}_\text{H}$ jumping rate for the intercalated ($\text{MoS}_2/\text{Li}/\text{G}$) and adsorbed (Li/MoS_2) Li atoms. Such suggestion is supported by calculated Li diffusion barriers along the $\text{Li}_\text{T} \rightarrow \text{Li}_\text{H}$ diffusion path.

Our calculations were performed based on the density functional theory (DFT), within the PBE-GGA approach [13], as implemented in the SIESTA code [14]. The Kohn-Sham orbitals were expressed by a double-zeta plus polarization (DZP) basis set [15]. The MoS_2/G interface was described by using the slab method, composed by a monolayer of MoS_2 , a single graphene sheet, and a vacuum region of 18 Å. In order to minimize the lattice mismatch effects between MoS_2 and graphene ($\sim 28\%$), we have considered a surface (or interface) periodicity of 7×7 and 9×9 for the MoS_2 and graphene, respectively. In this case, the lattice mismatch reduces to $\sim 0.6\%$. All the atomic positions are relaxed within a force convergence criteria of 10 meV/Å.

Initially we examine the energetic stability and the equilibrium geometry of the MoS_2/G interface, composed by a monolayer of MoS_2 attached to the graphene sheet. The MoS_2/G binding energy (E^b) was obtained by comparing the total energies of the isolated systems, MoS_2 and graphene ($E[\text{MoS}_2]$ and $E[\text{G}]$, respectively), and the total energy of the MoS_2/G (final) system, $E[\text{MoS}_2/\text{G}]$, $E^b = E[\text{MoS}_2] + E[\text{G}] - E[\text{MoS}_2/\text{G}]$. We find that the formation of MoS_2/G system is an exothermic process, with E^b of 21 meV/C-atom, and MoS_2 -G the equilibrium distance (h) of 3.66 Å. Those results are in agreement with the recent studies performed by Ma *et al.* [16]. Here we confirm the experimentally verified weak interaction between the graphene sheet and the MoS_2 [8]. Indeed, similar weak interaction has been verified for graphene adsorbed on SiO_2 or HfO_2 [17–20]. We are aware that DFT-GGA calculations underestimate the binding energy of systems ruled by vdW interactions [21], however, we believe that the present description of the MoS_2/G host structure is suitable enough for our purposes in the present study.

Motivated by the recent experimental findings, aiming the development of LIBs based on stacked layers of MoS_2 [7, 22, 23], the adsorption of Li atoms on the MoS_2 surface, and Li incorporation into the MoS_2 bulk, have been the subject of recent *ab initio* total energy studies [24, 25]. Here, the energetic stability of Li adatoms on the MoS_2 sheet was examined based on the calculation of the Li binding energy (E^b_{Li}),

$$E^b_{\text{Li}} = E[\text{Li}] + E[\text{MoS}_2] - E[\text{Li}/\text{MoS}_2].$$

$E[\text{Li}]$ and $E[\text{MoS}_2]$ represent the total energies of an isolated Li atom and the pristine MoS_2 monolayer, respectively, and $E[\text{Li}/\text{MoS}_2]$ represents the total energy of the Li adsorbed MoS_2 . We have considered Li adatoms on the top (T) and hollow (H) sites of the MoS_2 monolayer

surface [Fig. 1(b)]. We obtained E^b_{Li} of 1.95 and 1.84 eV for a Li adatom lying on the T site (Li_T) and H site (Li_H), respectively. The binding energy difference (ΔE^b_{Li}) indicates that the Li_T configuration is more stable than Li_H by 0.11 eV. At the equilibrium geometry, the Li_T adatom lies directly above one Mo atom, being three-fold coordinated with the nearest neighbor S atoms. The Li–S equilibrium bond length (d_{LiS}) is 2.46 Å, with a vertical distance (h) of 1.57 Å. On the H site, center of the hexagonal hole of MoS_2 , the Li_H adatom also form three Li–S bonds, with $d_{\text{LiS}} = 2.48$ Å and $h = 1.62$ Å. The calculated Li binding energies, and the equilibrium geometries are in good agreement with the recent DFT calculation performed by Li *et al.* [24]. The calculated projected density of states (PDOS) of the Li_T adatom, Fig. 1(c), confirms the chemical interaction between the Li adatom and the MoS_2 sheet. Through the integration of the PDOS, we find an electronic charge transfer of 0.42 electrons from the Li adatom to the MoS_2 sheet.

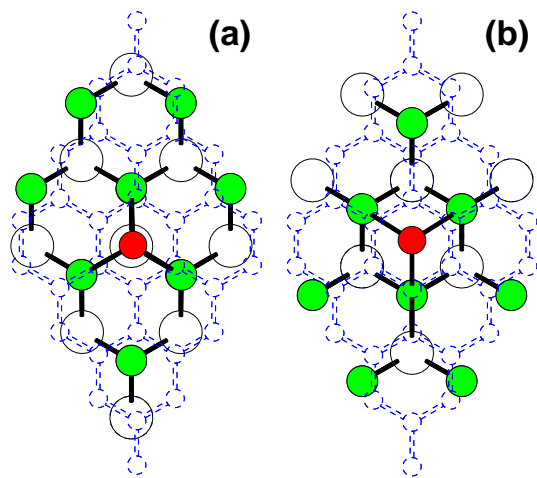


FIG. 2: Structural models of the $\text{MoS}_2/\text{Li}/\text{G}$ system where the intercalated Li atom lies on the T site of the MoS_2 layer and hollow site of the graphene (a), and the intercalated Li atom on the H site of the MoS_2 layer and hollow site of the graphene (b).

On the graphene sheet the Li adsorption is an exothermic process [26]. Here we obtained E^b_{Li} of 1.06 eV for a Li adatom on the hollow site, Fig. 1(d). At the equilibrium geometry the Li adatom lies at 1.82 Å from the graphene sheet, with d_{LiC} of 2.33 Å. In Ref. [26], for the same (energetically more stable) configuration, the authors obtained $E^b_{\text{Li}} = 1.10$ eV, and Li vertical distance of 1.71 Å. For both systems, Li/MoS_2 and Li/G , the atomic displacements of the host elements (bonded to the Li adatom) are very small, that is, the MoS_2 and graphene lattice structures are weakly perturbed upon the presence of Li adatoms.

Once we have described the Li interaction with the separated systems, Li/MoS_2 and Li/G , let us start our investigation of Li incorporation in MoS_2/G . Here we have considered two configurations, Li adatoms lying on

the MoS₂ surface (Li/MoS₂/G), and Li atoms embedded in the MoS₂/G interface (MoS₂/Li/G) [Fig. 1(a)]. In Li/MoS₂/G the Li adsorption energy and the equilibrium geometry are the same as those obtained for Li/MoS₂. This is somewhat expected, since the MoS₂-G interaction is weak. Whereas, the MoS₂/Li/G system exhibits a very different picture, where the Li atoms feel the presence of the graphene sheet. That is, the Li binding energy and equilibrium geometry depends on the atomic structure around the Li atom at the MoS₂/G interface. Here, the energetic stability and the equilibrium geometry were mapped by considering a set of 32 different configurations of Li atoms embedded in the MoS₂/G interface.

Our total energy results reveal that, the MoS₂/Li/G system is energetically more stable than Li/MoS₂/G (in average) by 0.41 ± 0.01 eV. Thus, indicating that the incorporation of Li atoms at the MoS₂/G interface is more likely than the Li adsorption on MoS₂/G or MoS₂ surfaces. For the MoS₂/Li/G system we obtained averaged binding energies (\bar{E}_{Li}^b) of 2.36 (Li_T) and 2.26 ± 0.01 eV (Li_H). Similarly to the Li/MoS₂/G system, there is an energetic preference for the Li_T configuration by 0.10 eV ($\Delta\bar{E}_{\text{Li}}^b$). In fact, we did not find any stable or metastable configuration other than Li_T and Li_H. Those results allow us to infer that the energetic stability of the Li atoms at the MoS₂/G interface is ruled by the MoS₂ sheet. Indeed, the calculated Li binding energies of the separated systems, namely Li/G (1.06 eV) and Li/MoS₂ (1.95 and 1.84 eV), indicate a stronger interaction between the Li adatom and the MoS₂ surface. The Li-S equilibrium bond length is slightly stretched when compared with the Li/MoS₂/G system, we find d_{LiS} between 2.49 and 2.61 Å, and vertical distances (h) between 1.64 and 1.77 Å. Similarly to Li/MoS₂, there is a chemical interaction between the Li atom and the MoS₂/G host, Fig. 1(c), however, the net electronic charge transfer is negligible in MoS₂/Li/G.

Although the dominant role played by the MoS₂ layer, the influence of the graphene sheet, on the energetic properties of MoS₂/Li/G, can be verified by considering two particular geometries, *viz.*: (i) the intercalated Li atom lying on the T site of MoS₂ (Li_T), aligned with the hollow site of graphene [Fig. 2(a)], and (ii) the intercalated Li atom lying on the H site of MoS₂, aligned with the hollow site of graphene [Fig. 2(b)]. In (i) the Li_T interaction with the MoS₂/G interface is strengthened, and $E^b(\text{Li})$ increases to 2.40 eV, while the binding energy of Li_H reduces slightly to 2.24 eV, both compared with the averaged values of \bar{E}_{Li}^b , 2.36 and 2.24 eV, respectively. For this particular configuration, the total energy difference between Li_T and Li_H, ΔE_{Li}^b , increases to 0.16 eV. Meanwhile, in (ii) the binding energy of Li_H increases to 2.33 eV, becoming the same as that for Li_T, $\Delta E_{\text{Li}}^b \approx 0$. Those findings allow us to infer that in (i), the Li atomic jumping rate from the T to H sites (Li_T → Li_H) will be reduced, while in (ii) Li_T → Li_H will be increased.

In order to get a more complete picture of Li diffusion in the MoS₂/Li/G system, we estimate the Li_T → Li_H dif-

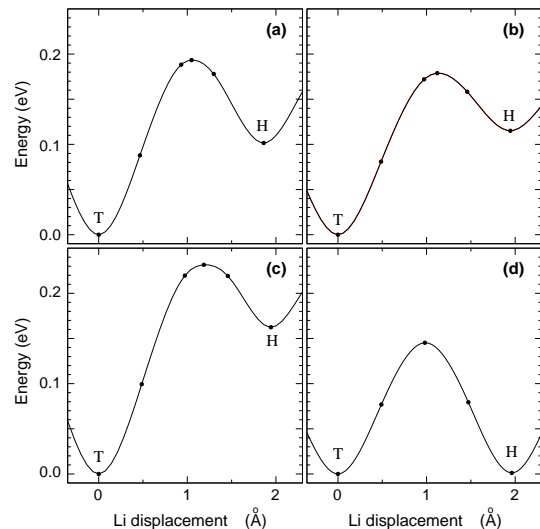


FIG. 3: Energy barriers for the Li_T → Li_H diffusion path of Li adsorbed Li/MoS₂ surface (a), and intercalated MoS₂/Li/G system with $\Delta\bar{E}_{\text{Li}}^b = 0.10$ eV (b), $\Delta\bar{E}_{\text{Li}}^b = 0.16$ eV (c), and $\Delta\bar{E}_{\text{Li}}^b \approx 0$ (d).

fusion barrier. Here, along the Li_T → Li_H diffusion path, the Li energy barrier was obtained by keeping fixed the Li coordinates parallel to the MoS₂/G interface, while both the Li coordinate perpendicular to the interface and all the other atomic positions were fully relaxed. By using such approach we find a diffusion barrier of 0.19 eV for Li adatom on the MoS₂ monolayer surface, Fig. 3(a), in good agreement with Ref. [24]. For the particular configurations discussed above, the diffusion barrier increases to 0.23 eV in (i) [Fig. 3(b)], while it reduces to 0.15 eV in (ii) [Fig. 3(d)]. Meanwhile, for the most common configurations ($\Delta\bar{E}_{\text{Li}}^b = 0.10$ eV) we find a Li diffusion barrier of around 0.18 eV, similar to the one obtained for the Li/MoS₂ system, Figs. 3(b) and 3(a), respectively. Thus, we can infer that the diffusion barriers of Li atoms intercalated in the MoS₂/G interface are (in average) similar to the diffusion barrier verified for Li adatoms on the MoS₂ monolayer surface. In a recent experimental work [7], the authors verified that the mobility of Li atoms in MoS₂ bulk can be enhanced by increasing the interplanar (stacking) distance between the MoS₂ layers. Indeed, the total energy calculation performed by Li *et al.* [24] support such statement. They find that the (Li_T → Li_H) energy barrier reduces from 0.49 eV in MoS₂ bulk to 0.21 eV in MoS₂ surface. The higher diffusion barrier of Li can be attributed to the formation of Li-S chemical bonds at the interlayer regions of the MoS₂ bulk. Within this scenario, MoS₂/Li/G represents a very interesting/promising system for LIBs. The Li atoms are energetically more stable at the MoS₂/G interface, compared with Li adatoms on the MoS₂ surface, and due to the larger MoS₂-G vertical distance, and weak interaction between the graphene sheet and the Li atoms, there is no significant increase on the Li diffusion barrier, when

compared with the Li/MoS₂ system. Indeed by summing the vertical distances, h , of Li/MoS₂ (~ 1.6 Å) and Li/G (1.7 Å) systems, we find that it is smaller than the equilibrium vertical distance between the graphene sheet and the MoS₂ monolayer (3.66 Å), even by including the vdW interaction to describe the MoS₂/G interface [27]. In this case, we find a MoS₂-G equilibrium vertical distance of 3.40 Å.

In summary, based on *ab initio* calculations, we examined the energetic stability of Li atoms embedded in the MoS₂/G interface. Our total energy results indicate that there is an energetic preference for Li atoms intercalated in the MoS₂/G interface (MoS₂/Li/G), when compared with Li adatoms on the MoS₂ surface (Li/MoS₂ and Li/MoS₂/G). Thus, indicating an increase on the Li storage capacity at the MoS₂/G interfaces, in comparison with Li adatoms on the MoS₂ surface. The equilibrium geometries of the Li intercalated systems are ruled by the MoS₂ layer, where the Li atoms lie on the T (Li_T) and H

(Li_H) sites of the MoS₂. Although the Li atoms feel the presence of the graphene sheet, in average we find similar Li_T→Li_H diffusion barriers for the MoS₂/Li/G and Li/MoS₂ systems. Here we can infer that, in addition to the increase on the Li storage capacity, there is no reduction on the mobility of the intercalated Li atoms, when compared with the one for Li adatoms on the MoS₂ surface. Those findings reveal that MoS₂/G interfaces are interesting/promising systems to the development of Li batteries based on MoS₂.

Acknowledgments

The authors acknowledge financial support from the Brazilian agencies CNPq/INCT, and FAPEMIG, and the computational support from CENAPAD/SP.

-
- [1] K. S. Novoselov, A. K. Geim, S. V. Morozov, D. Jiang, Y. Zhang, S. V. Dubonos, V. Grigoreva, and A. A. Firsov, *Science* **306**, 666 (2004).
- [2] K. S. Novoselov, A. K. Geim, S. V. Morozov, D. Jiang, M. I. Katsnelson, V. Grigoreva, S. V. Dubonos, and A. A. Firsov, *Nature* **438**, 197 (2005).
- [3] X. Wang, Y. Ouyang, X. Li, H. Wang, J. Guo, and H. Dai, *Phys. Rev. Lett.* **100**, 206803 (2008).
- [4] B. Radisavljevic, A. Radenovic, J. Brivio, V. Giacometti, and A. Kis, *Nature Nanotechnology* **6**, 147 (2011).
- [5] W. Bao, X. Cai, D. Kim, K. Sridhara, and M. S. Fuhrer, *Appl. Phys. Lett.* **102**, 042104 (2013).
- [6] S. Das, H.-Y. Chen, A. V. Penumatcha, and J. Appenzeller, *Nano Lett.* **13**, 100 (2013).
- [7] G. Du, Z. Guo, S. Wang, R. Zeng, Z. Chen, and H. Liu, *Chem. Comm.* **46**, 1106 (2010).
- [8] Y. Shi, W. Zhou, A.-Y. Lu, W. Fang, Y.-H. Lee, A. L. Hsu, S. M. Kim, K. K. Kim, H. Y. Yang, L.-J. Li, et al., *Nano Lett.* **12**, 2784 (2012).
- [9] Y.-H. Lee, L. Yu, H. Wang, W. Fang, X. Ling, Y. Sh, C.-T. Lin, J.-K. Huang, M.-T. Chang, C.-S. Chang, et al., *Nano Lett.* **13**, 1852 (2013).
- [10] K. Chang and W. Chen, *ACS Nano* **5**, 4720 (2011).
- [11] K. Chang and W. Chen, *J. Mater. Chem* **21**, 17175 (2011).
- [12] K. Chang and W. Chen, *Chem. Commun.* **47**, 4252 (2011).
- [13] J. P. Perdew, K. Burke, and M. Ernzerhof, *Phys. Rev. Lett.* **77**, 3865 (1996).
- [14] J. M. Soler, E. Artacho, J. D. Gale, A. García, J. Junquera, P. Ordejón, and D. Sánchez-Portal, *J. Phys.: Condens. Matter* **14**, 2745 (2002).
- [15] O. F. Sankey and D. J. Niklewski, *Phys. Rev. B* **40**, 3979 (1989).
- [16] Y. Ma, Y. Dai, M. Guo, C. Niu, and B. Huang, *Nanoscale* **3**, 3883 (2011).
- [17] M. Ishigami, J. H. Chen, W. G. Cullen, M. S. Fuhrer, and E. D. Williams, *Nano Lett.* **7**, 1643 (2007).
- [18] S. M. Song and B. J. Cho, *Nanotechnol.* **21**, 335706 (2010).
- [19] R. H. Miwa, T. M. Schmidt, W. L. Scopel, and A. Fazio, *Appl. Phys. Lett.* **99**, 163108 (2011).
- [20] W. L. Scopel, A. Fazio, R. H. Miwa, and T. M. Schmidt, *Phys. Rev. B* **87**, 165307 (2013).
- [21] H. Rydberg, M. Dion, N. Jacobson, E. Schröder, P. Hyldgaard, S. I. Simak, D. C. Langreth, and B. I. Lundqvist, *Phys. Rev. Lett.* **93**, 126402 (2003).
- [22] H. S. S. R. Matte, A. Gomathi, A. K. Manna, D. J. Late, R. Datta, S. K. Pati, and C. N. R. Rao, *Angew. Chem.* **122**, 4153 (2010).
- [23] H. Hwang, H. Kim, and J. Cho, *Nano Lett.* **11**, 4826 (2011).
- [24] Y. Li, D. Wu, Z. Zhou, C. R. Cabrera, and Z. Chen, *J. Phys. Chem. Lett.* **3**, 2221 (2012).
- [25] H. J. Chen, J. Huang, X. L. Lei, M. S. Wu, G. Liu, C. Y. Ouyang, and B. Xu, *Int. J. Electrochem. Sci.* **8**, 2196 (2013).
- [26] K. T. Chan, J. B. Neaton, and M. L. Cohen, *Phys. Rev. B* **77**, 235430 (2008).
- [27] The vdW interaction was described following the semiempirical Grimme formula [S. Grimme, *J. Comput. Chem.* **27**, 1787 (2006)], and a plane wave basis set to expand the Kohn-Sham orbitals.