

A PATH INTEGRAL FORMULATION OF THE WRIGHT-FISHER PROCESS WITH GENIC SELECTION

JOSHUA G. SCHRAIBER

ABSTRACT. The Wright-Fisher process with selection is an important tool in population genetics theory. Traditional analysis of this process relies on the diffusion approximation. The diffusion approximation is usually studied in a partial differential equations framework. In this paper, I introduce a path integral formalism to study the Wright-Fisher process with selection and use that formalism to obtain a simple perturbation series to approximate the transition density. The perturbation series can be understood in terms of Feynman diagrams, which have a simple probabilistic interpretation in terms of selective events. The perturbation series proves to be an accurate approximation of the transition density for weak selection and is shown to be arbitrarily accurate for any selection coefficient.

1. INTRODUCTION

Modern population genetics theory can be broken down into two broad subclasses: forward-in-time, in which the generation-to-generation allele frequency dynamics are tracked, and backward-in-time, in which genealogical relationships are modeled. While forward-in-time models were developed first, the introduction of the coalescent by Kingman [1982] ushered in a revolution in our understanding of neutral genetic variation. The success of the coalescent in providing a simple framework for analyzing neutral loci has inspired a number of attempts to construct a genealogical representation of models with natural selection [Krone and Neuhauser, 1997, Neuhauser and Krone, 1997, Donnelly and Kurtz,

Date: Started on July 1, 2013; compiled on August 11, 2019.

13 1999]. However these models have not been particularly amenable to analysis due to their
14 complicated structure.

15 The forward-in-time approach remains the most straight-forward method for analyzing
16 genetic variation under the combined effects of genetic drift and natural selection. This ap-
17 proach is characterized by the diffusion approximation to the Wright-Fisher model [Ewens,
18 2004]. For many important quantities (such as ultimate fixation probabilities), the diffu-
19 sion approximation provides a concise, exact analytic expression. These formulas, in terms
20 of common parameters such as the population scaled selection coefficient α , allow for an
21 understanding of how different evolutionary forces impact the dynamics of allele frequency
22 change. Assuming a constant population size, exact analytic results from the diffusion
23 approximation can even be used to estimate the distribution of selection coefficients in the
24 genome [Boyko et al., 2008, Torgerson et al., 2009].

25 Unfortunately, when both selection and genetic drift affect allele frequency dynamics,
26 there is no simple analytic expression for the transition density of the diffusion (that is, the
27 probability that an allele currently at frequency x is at frequency y after t time units have
28 passed). Recently, interest in the transition density has been fueled by advances in experi-
29 mental evolution [Kawecki et al., 2012] and ancient DNA [Wall and Slatkin, 2012], leading
30 to the development of numerous methods for estimating the population scaled selection
31 coefficient from allele frequency time series data [Bollback et al., 2008, Malaspinas et al.,
32 2012, Mathieson and McVean, 2013, Feder et al., 2013]. Moreover, because the transition
33 density fully characterizes the allele frequency dynamics, many interesting quantities, such
34 as the time-dependent fixation probability, could be calculated once the transition density
35 is known.

36 While the diffusion approximation allows one to write down a partial differential equation
37 (PDE) that the transition density must satisfy, it has proved challenging to solve in a robust
38 manner either analytically or numerically. Numerical solution of the PDE is, in principle,

39 straightforward by discretization techniques (see Zhao et al. [2013] for a recent approach
40 that accounts for fixations and losses of alleles). However, because the relative importance
41 of drift and selection depend on the allele frequency, the discretization scheme must be
42 chosen wisely. Another drawback of numerical methods is that they can be quite time
43 consuming; in particular, this is what limits the method of Gutenkunst et al. [2009] to 3
44 populations while using a diffusion approximation to find the site frequency spectrum for
45 demographic inference.

46 Kimura [1955b] provided an analytical solution to the transitional density with selection,
47 in the form of an eigenfunction decomposition with oblate spheroid wave functions. How-
48 ever, he was unable to compute the eigenvalues exactly, instead resorting to perturbation
49 theory. Motivated by the fact that the eigenfunction decomposition of the model with no
50 selection is known, Song and Steinrücken [2012] developed a novel computational method
51 for approximating the transition density analytically. Their method, based on the theory of
52 Hilbert spaces spanned by orthogonal polynomials, is a significant advance and represents
53 the state-of-the-art in terms of finding the transition density with selection. This method
54 still has several limitations, as it needs to be recomputed if a new selection coefficient is
55 chosen; moreover, computation times can be extremely long because they were required to
56 use high-precision arithmetic.

57 In this paper, I present a novel method for approximating the transition density of the
58 Wright-Fisher diffusion with genic selection. This method is based on the theory of path
59 integration, which was introduced by Wiener [1921] for Brownian motion and has found
60 substantial success in applications in quantum mechanics [Feynman, 1948, Feynman and
61 Hibbs, 2012] and quantum field theory [Zee, 2010]. The key insight of of this approach is to
62 associate every path from x at time 0 to y at time t with a probability, and then integrate
63 over all possible paths to find the transition density. While computing this integral exactly
64 is only possible in the neutral case, I develop a perturbation scheme to approximate it

65 as a power series in α for the case with genic selection. To facilitate computation of this
 66 perturbation expansion, I demonstrate the use of a mnemonic, called Feynman diagrams,
 67 to compute the transition density to arbitrary accuracy.

68

2. METHODS

69 **2.1. Partial differential equation formulation.** Here I review some preliminaries about
 70 the Wright-Fisher diffusion that will prove useful in the following. Denoting by $\phi_\alpha(x, y; t)$
 71 the transition density with genic selection and population-scaled selection coefficient α ,
 72 standard theory shows that ϕ satisfies the PDE

$$(1) \quad \frac{\partial}{\partial t} \phi_\alpha(x, y; t) = \frac{1}{2} \frac{\partial^2}{\partial y^2} y(1-y) \phi_\alpha(x, y; t) - \alpha \frac{\partial}{\partial y} y(1-y) \phi_\alpha(x, y; t),$$

73 with the initial condition $\phi_\alpha(x, y, 0) = \delta(x - y)$ with $\delta(\cdot)$ the usual Dirac delta function
 74 [Ewens, 2004].

75 Kimura [1955a] found that for the case $\alpha = 0$, the transition density admits an
 76 eigenfunction decomposition,

$$(2) \quad 4x(1-x) \sum_{i=1}^{\infty} \frac{2i+1}{i(i+1)} C_{i-1}^{(3/2)}(1-2x) C_{i-1}^{(3/2)}(1-2y) e^{-\frac{1}{2}i(i+1)t},$$

77 where the $C_i^\lambda(z)$ are the Gegenbauer polynomials.

78 **2.2. Path integral formulation.** The path integral formulation begins by defining a
 79 probability density functional, which assigns a probability density to any path from x to y .
 80 Then, the total transition probability from x to y is computed by integrating this density
 81 over all paths from x to y (Figure 1).

82 This probability density functional can be developed intuitively by considering the
 83 “short-time transition densities”. Standard theory for diffusion processes shows that for

84 $\delta t \ll 1$, we can approximate

$$\phi_\alpha(x, y; \delta t) \approx \frac{1}{\sqrt{2\pi x(1-x)\delta t}} \exp \left\{ \frac{(y - (x + \alpha x(1-x)))^2}{2x(1-x)\delta t} \right\}$$

85 A naive approach might be to attempt to approximate the probability density of a path
 86 by dividing the interval $[0, t]$ into n intervals of length δt . Then we approximate with the
 87 probability of the so-called “zig-zag path”,

$$\mathcal{P}[z] \approx \prod_{i=1}^n \phi_\alpha(z_{i-1}, z_i; \delta t) dz_i,$$

with $z_i = z(i\delta t)$. However, this fails for a variety of reasons, in particular the dependence of the diffusion coefficient on the current allele frequency [Graham, 1977, Dürr and Bach, 1978]. Instead, I compute the relative probability density function for a path with selection compared to a neutral path. This functional, which can be rigorously derived using Girsanov’s theorem [Rogers and Williams, 2000] can be intuitively developed as

$$\begin{aligned} \mathcal{G}[z] &\approx \frac{\prod_{i=1}^n \phi_\alpha(z_{i-1}, z_i; \delta t) dz_i}{\prod_{i=1}^n \phi_0(z_{i-1}, z_i; \delta t) dz_i} \\ &\approx \frac{\prod_{i=1}^n \frac{1}{\sqrt{2\pi z_{i-1}(1-z_{i-1})\delta t}} \exp \left\{ \frac{(z_i - (z_{i-1} + \alpha z_{i-1}(1-z_{i-1})))^2}{2z_{i-1}(1-z_{i-1})\delta t} \right\} dz_i}{\prod_{i=1}^n \frac{1}{\sqrt{2\pi z_{i-1}(1-z_{i-1})\delta t}} \exp \left\{ \frac{(z_i - z_{i-1})^2}{2z_{i-1}(1-z_{i-1})\delta t} \right\} dz_i} \\ &= \exp \left\{ \alpha \sum_{i=1}^n (z_i - z_{i-1}) - \frac{\alpha^2}{2} \sum_{i=1}^n z_i(1-z_i)\delta t \right\}. \end{aligned}$$

88 Thus, as $\delta t \downarrow 0$ and $n \uparrow \infty$ such that $n\delta t = t$, we have

$$(3) \quad \mathcal{G}[z] = \exp \left\{ \alpha(y - x) - \frac{\alpha^2}{2} \int_0^t z(1-z) ds \right\},$$

89 in which the time dependence of z is suppressed for notational convenience. Now, we
 90 can write the transition density as the integral over all *neutral* Wright-Fisher paths of the

91 relative probability of that path with selection,

$$(4) \quad \phi_\alpha(x, y; t) = \int_{(0,x)}^{(t,y)} e^{\alpha(y-x) - \frac{\alpha^2}{2} \int_0^t z(1-z) ds} \mathcal{P}[z] \mathcal{D}z$$

92 where $\mathcal{P}[\cdot]$ is the probability functional of a neutral Wright-Fisher path and $\mathcal{D}z$ is a differ-
 93 ential on path space. It is important to note that this expression is merely formal, because
 94 $\mathcal{P}[\cdot]$ and the differential $\mathcal{D}x$ don't actually exist. A more rigorous approach would require
 95 an appeal to Wiener's theory of integrals in path space.

96 **2.3. Perturbation approximation.** I now show how to approximate the transition den-
 97 sity using a perturbation expansion. Note that the first term in the exponential of (4) is
 98 independent of the path, and hence we focus on the path integral

$$\int_{(0,x)}^{(t,y)} e^{-\frac{\alpha^2}{2} \int_0^t z(1-z) ds} \mathcal{P}[z] \mathcal{D}z.$$

We begin by expanding the exponential in a Taylor series about $\alpha = 0$,

$$(5) \quad \begin{aligned} \int_{(0,x)}^{(t,y)} e^{-\frac{\alpha^2}{2} \int_0^t z(1-z) ds} \mathcal{P}[z] \mathcal{D}z &= \int_{(0,x)}^{(t,y)} \sum_{k=0}^{\infty} (-1)^k \frac{\alpha^{2k}}{2^k} \frac{1}{k!} \left(\int_0^t z(1-z) ds \right)^k \mathcal{P}[z] \mathcal{D}z \\ &= \sum_{k=0}^{\infty} (-1)^k \frac{\alpha^{2k}}{2^k} \frac{1}{k!} \int_{(0,x)}^{(t,y)} \left(\int_0^t z(1-z) ds \right)^k \mathcal{P}[z] \mathcal{D}z. \end{aligned}$$

99 In the Appendix, I show that the exchange of the summation and the integral is justified
 100 by Fubini's theorem. This is in stark contrast to the case in quantum physics, in which the
 101 exchange of the sum and integral is often not justified, leading to zero radius of convergence
 102 in the perturbation parameter.

103 Thus, the task of approximating the transition density with selection is reduced to the
 104 task of computing the functional integrals

$$\int_{(0,x)}^{(t,y)} \left(\int_0^t z(1-z) ds \right)^k \mathcal{P}[z] \mathcal{D}z.$$

105 Integrals of this form were considered by Nagylaki [1974] and Watterson [1979] although
 106 he was focused on the case where the allele is eventually fixed or lost, whereas here we need
 107 to consider only those paths that go from x to y in time t . To compute these integrals, it is
 108 useful to introduce a diagrammatic method, known as a Feynman diagram [Feynman and
 109 Hibbs, 2012, Chorin and Hald, 2006]. Borrowing from the language of physics momentarily,
 110 we can regard $V(x) = x(1-x)$ as a *potential energy*, and we can consider the allele frequency
 111 being *scattered* by the potential.

112 The idea can be seen in Figure 2. When the integrand is raised to the k th power, we
 113 imagine that the allele frequency changes neutrally until some time s_1 , at which point it
 114 interacts with the potential and is scattered. Then, it evolves neutral until time s_2 , at
 115 which point it again interacts with the potential and is scattered. This proceeds until the
 116 scattering at time s_k , after which the allele frequency evolves neutrally to y at time t .
 117 Because the interaction times s_i could have happened at any time between 0 and t and the
 118 allele frequency z_i at time s_i is random, we integrate over all times and allele frequencies.
 119 For example, we can compute

$$\int_{(0,x)}^{(t,y)} \left(\int_0^t z(1-z) \right) \mathcal{P}[z] \mathcal{D}z = \int_0^t \int_0^1 \phi_0(x, z_1; s_1) z_1(1-z_1) \phi_0(z_1, y; t-s_1) dz_1 ds_1$$

and

$$\int_{(0,x)}^{(t,y)} \left(\int_0^t z(1-z) \right)^2 \mathcal{P}[z] \mathcal{D}z = 2 \int_0^t \int_0^{s_2} \int_0^1 \int_0^1 \phi_0(x, z_1; s_1) z_1(1-z_1) \phi_0(z_1, z_2; s_2-s_1) z_2(1-z_2) \phi_0(z_2, y; t-s_2) dz_1 dz_2 ds_1 ds_2,$$

120 where the factor of 2 comes from the two orderings in which the scatterings happened. In
 121 general, the k th order Feynman diagram will come with a factor of $k!$ to count the number
 122 of orderings of the scattering events.

123 Because we know the neutral transition density, computing the integrals that arise from
 124 Feynman diagrams is straightforward. Unfortunately, the neutral transition density is only

125 known as an infinite series and in practice computing the integrals is more difficult. In the
 126 Appendix, I show how to achieve efficient computation of these integrals for arbitrary k .

127

3. RESULTS

128 **3.1. Accuracy of the perturbation expansion.** A simple error bound can be derived
 129 for perturbation expansion [Harlow, 2009]. For the k th-order perturbation expansion,
 130 $\phi_\alpha^{(k)}(x, y; t)$, this bound is

$$(6) \quad \left| \phi_\alpha(x, y; t) - \phi_\alpha^{(k)}(x, y; t) \right| \leq \left| \frac{\alpha^{2(k+1)}}{2^{k+1}(k+1)!} \int_{(0,x)}^{(t,y)} \left(\int_0^t z(1-z) ds. \right)^{k+1} \mathcal{P}[z] \mathcal{D}z \right|.$$

131 As argued in the Appendix, when $t < 4$, this bound is less than

$$\frac{\alpha^{2(k+1)} t^{k+1}}{8^{k+1}(k+1)!} \phi_0(x, y; t),$$

132 which approaches 0 as $k \rightarrow \infty$ for any α . Thus, the perturbation expansion converges
 133 to the true transition density for any α , provided that t is small enough.

134 The error bound presented above is rather crude. To get a more informative picture
 135 of the accuracy of the perturbation expansion, I compared to simulations. An interesting
 136 quantity that sums up the overall accuracy of the perturbation approximation is the time-
 137 dependent probability of absorption. This quantity can be calculated analytically as

$$\int_0^1 \phi_\alpha(x, y; t) dy$$

138 and is easily estimated from simulations. The perturbation method proves to be increasing
 139 accurate as more terms are added to the expansion (Figure 3). However, even for moderate
 140 values of α , a large number of terms are required for an accurate approximation.

141

4. DISCUSSION

142 The Wright-Fisher process with selection is a primary tool for elucidating the impact
143 of natural selection on genetic variation. However, the transient behavior of the process
144 has been difficult to study, with much work focusing on equilibrium aspects, such as the
145 stationary distribution [Wright, 1931] or the site frequency spectrum [Sawyer and Hartl,
146 1992]. Nonetheless, transient dynamics have an important impact on natural variation and
147 are critical to forming a complete understanding of how natural selection shapes genomes.
148 In this paper, I presented a novel path integral formulation of the Wright-Fisher process
149 with genic selection. This led naturally to a simple perturbation scheme for computing the
150 transition density with weak selection.

151 The perturbation expansion of the transition density can be understood by using Feyn-
152 man diagrams (Figure 1). Although the traditional motivation for Feynman diagrams
153 comes from quantum physics [Feynman and Hibbs, 2012], they can be interpreted in a
154 population genetic context. For instance, in the first-order term of the perturbation ex-
155 pansion, an allele begins drifting neutrally. At a time when the allele frequency is z , there
156 is a probability $\frac{\alpha^2}{2}z(1-z)$ of a selective event occurring, which has a natural interpretation
157 as an individual of one allelic type encountering an individual of the other allelic type,
158 weighted by the strength of selection. After the selective event occurs, the allele again
159 drifts neutrally. Higher-order terms in the perturbation expansion include more selective
160 events. The perturbation expansion is always multiplied by a term that depends only on
161 the difference between initial and final allele frequencies and the selection coefficient. This
162 factor can be thought of as the probability that a one or the other allelic type “wins”
163 selective event.

164 The perturbation scheme described in this paper works best for weak selection. For
165 stronger selection, other approximation methods, such as the Gaussian diffusion approxi-
166 mation [Nagylaki, 1990, Feder et al., 2013] or even a deterministic approximation may be

167 more practical. Moreover, the model considered in this paper does not have fully general
168 diploid selection. The path integral approach applies in an equally straightforward fashion
169 to diploid selection, but the mathematics become significantly more complicated. In that
170 case, the orthogonal polynomial method of Song and Steinrücken [2012] may be better
171 suited.

172 Path integral formulations have been used successfully in population genetics in the past.
173 Rouhani and Barton [1987] made use of a path integral to approximate the probability of
174 shifting between selective optima in the context of quantitative trait evolution. Their ap-
175 proximation scheme, however, was quite different than one that I explored. They assumed
176 relatively strong selection and expanded the path integral around the most likely path
177 between the two selective optima, in contrast to the weak selection perturbative approach
178 taken in this paper. More recently, path integrals have been used to examine fitness flux
179 [Mustonen and Lässig, 2010] and Muller’s ratchet [Neher and Shraiman, 2012].

180 A significant strength of the path integral approach is its adaptability to evolution of a
181 locus with a large number of alleles, each of which corresponds to a phenotypic value. In
182 previous contexts, such a model has been used to model quantitative trait evolution, called a
183 continuum-of-alleles model [Kimura, 1965]. Earlier approaches to incorporate genetic drift
184 into a continuum-of-alleles model using the theory of measure-valued diffusions [Fleming
185 and Viot, 1979, Ethier and Kurtz, 1987] have made significant advances in understanding
186 the neutral dynamics of such processes [Dawson and Hochberg, 1982, Ethier and Griffiths,
187 1993, Ethier and Kurtz, 1993, Donnelly and Kurtz, 1996]. However, incorporating selection
188 greatly increases the difficulty of obtaining analytical results (but see Donnelly and Kurtz
189 [1999], Dawson and Feng [2001]). It is possible that a path integral formulation of such
190 a process could lead to a perturbative approach to incorporating selection, in much the
191 same way as the path integral approach has been successful in perturbative quantum field
192 theory [Zee, 2010].

193

5. SOFTWARE

194 A Mathematica program to compute the transition density can be obtained by contacting
195 the author.

196

REFERENCES

- 197 Jonathan P Bollback, Thomas L York, and Rasmus Nielsen. Estimation of $2n\mu$ from
198 temporal allele frequency data. *Genetics*, 179(1):497–502, 2008.
- 199 Adam R Boyko, Scott H Williamson, Amit R Indap, Jeremiah D Degenhardt, Ryan D Her-
200 nandez, Kirk E Lohmueller, Mark D Adams, Steffen Schmidt, John J Sninsky, Shamil R
201 Sunyaev, et al. Assessing the evolutionary impact of amino acid mutations in the human
202 genome. *PLoS genetics*, 4(5):e1000083, 2008.
- 203 Alexandre Joel Chorin and Ole H Hald. *Stochastic tools in mathematics and science*,
204 volume 1. Springer, 2006.
- 205 Donald A Dawson and Shui Feng. Large deviations for the fleming-viot process with
206 neutral mutation and selection, ii. *Stochastic processes and their applications*, 92(1):
207 131–162, 2001.
- 208 Donald A Dawson and Kenneth J Hochberg. Wandering random measures in the fleming-
209 viot model. *The Annals of Probability*, pages 554–580, 1982.
- 210 Peter Donnelly and Thomas G Kurtz. A countable representation of the fleming-viot
211 measure-valued diffusion. *The Annals of Probability*, 24(2):698–742, 1996.
- 212 Peter Donnelly and Thomas G Kurtz. Genealogical processes for fleming-viot models with
213 selection and recombination. *Annals of Applied Probability*, pages 1091–1148, 1999.
- 214 Detlef Dürr and Alexander Bach. The onsager-machlup function as lagrangian for the most
215 probable path of a diffusion process. *Communications in Mathematical Physics*, 60(2):
216 153–170, 1978.

- 217 SN Ethier and TG Kurtz. The infinitely-many-alleles model with selection as a measure-
218 valued diffusion. In *Stochastic methods in biology*, pages 72–86. Springer, 1987.
- 219 Stewart N Ethier and RC Griffiths. The transition function of a Fleming-Viot process. *The*
220 *Annals of Probability*, pages 1571–1590, 1993.
- 221 Stewart N Ethier and Thomas G Kurtz. Fleming-Viot processes in population genetics.
222 *SIAM Journal on Control and Optimization*, 31(2):345–386, 1993.
- 223 Warren J Ewens. *Mathematical population genetics: I. Theoretical introduction*, volume 27.
224 Springer, 2004.
- 225 Alison Feder, Sergey Kryazhimskiy, and Joshua B Plotkin. Identifying signatures of selec-
226 tion in genetic time series. *arXiv preprint arXiv:1302.0452*, 2013.
- 227 Richard P Feynman and Albert R Hibbs. *Quantum mechanics and path integrals: Emended*
228 *edition*. Dover Publications. com, 2012.
- 229 Richard Phillips Feynman. Space-time approach to non-relativistic quantum mechanics.
230 *Reviews of Modern Physics*, 20(2):367, 1948.
- 231 Wendell H Fleming and Michel Viot. Some measure-valued Markov processes in population
232 genetics theory. *Indiana Univ. Math. J.*, 28(5):817–843, 1979.
- 233 Robert Graham. Path integral formulation of general diffusion processes. *Zeitschrift für*
234 *Physik B Condensed Matter*, 26(3):281–290, 1977.
- 235 Ryan N Gutenkunst, Ryan D Hernandez, Scott H Williamson, and Carlos D Bustamante.
236 Inferring the joint demographic history of multiple populations from multidimensional
237 SNP frequency data. *PLoS genetics*, 5(10):e1000695, 2009.
- 238 Daniel Harlow. A simple bound on the error of perturbation theory in quantum mechanics.
239 *arXiv preprint arXiv:0905.2466*, 2009.
- 240 Tadeusz J Kawecki, Richard E Lenski, Dieter Ebert, Brian Hollis, Isabelle Olivieri, and
241 Michael C Whitlock. Experimental evolution. *Trends in ecology & evolution*, 2012.

- 242 Motoo Kimura. Solution of a process of random genetic drift with a continuous model.
243 *Proceedings of the National Academy of Sciences of the United States of America*, 41(3):
244 144, 1955a.
- 245 Motoo Kimura. Stochastic processes and distribution of gene frequencies under natural
246 selection. In *Cold Spring Harbor Symposia on Quantitative Biology*, volume 20, pages
247 33–53. Cold Spring Harbor Laboratory Press, 1955b.
- 248 Motoo Kimura. A stochastic model concerning the maintenance of genetic variability in
249 quantitative characters. *Proceedings of the National Academy of Sciences of the United*
250 *States of America*, 54(3):731, 1965.
- 251 John FC Kingman. The coalescent. *Stochastic processes and their applications*, 13(3):
252 235–248, 1982.
- 253 Stephen M Krone and Claudia Neuhauser. Ancestral processes with selection. *Theoretical*
254 *population biology*, 51(3):210–237, 1997.
- 255 Anna-Sapfo Malaspinas, Orestis Malaspinas, Steven N Evans, and Montgomery Slatkin.
256 Estimating allele age and selection coefficient from time-serial data. *Genetics*, 192(2):
257 599–607, 2012.
- 258 Iain Mathieson and Gil McVean. Estimating selection coefficients in spatially structured
259 populations from time series data of allele frequencies. *Genetics*, 193(3):973–984, 2013.
- 260 Ville Mustonen and Michael Lässig. Fitness flux and ubiquity of adaptive evolution. *Pro-*
261 *ceedings of the National Academy of Sciences*, 107(9):4248–4253, 2010.
- 262 Thomas Nagylaki. The moments of stochastic integrals and the distribution of sojourn
263 times. *Proceedings of the National Academy of Sciences*, 71(3):746–749, 1974.
- 264 Thomas Nagylaki. Models and approximations for random genetic drift. *Theoretical Pop-*
265 *ulation Biology*, 37(1):192–212, 1990.
- 266 Richard A Neher and Boris I Shraiman. Fluctuations of fitness distributions and the rate
267 of mullers ratchet. *Genetics*, 191(4):1283–1293, 2012.

- 268 Claudia Neuhauser and Stephen M Krone. The genealogy of samples in models with
269 selection. *Genetics*, 145(2):519–534, 1997.
- 270 L Chris G Rogers and David Williams. *Diffusions, Markov processes and martingales:*
271 *Volume 2, Itô calculus*, volume 2. Cambridge university press, 2000.
- 272 S Rouhani and N Barton. Speciation and the shifting balance in a continuous population.
273 *Theoretical Population Biology*, 31(3):465–492, 1987.
- 274 Stanley A Sawyer and Daniel L Hartl. Population genetics of polymorphism and divergence.
275 *Genetics*, 132(4):1161–1176, 1992.
- 276 Joshua G Schraiber, Robert C Griffiths, and Steven N Evans. Analysis and rejection
277 sampling of wright-fisher diffusion bridges. *arXiv preprint arXiv:1306.3522*, 2013.
- 278 Yun S Song and Matthias Steinrücken. A simple method for finding explicit analytic
279 transition densities of diffusion processes with general diploid selection. *Genetics*, 190
280 (3):1117–1129, 2012.
- 281 Dara G Torgerson, Adam R Boyko, Ryan D Hernandez, Amit Indap, Xiaolan Hu, Thomas J
282 White, John J Sninsky, Michele Cargill, Mark D Adams, Carlos D Bustamante, et al.
283 Evolutionary processes acting on candidate cis-regulatory regions in humans inferred
284 from patterns of polymorphism and divergence. *PLoS genetics*, 5(8):e1000592, 2009.
- 285 Jeffrey D Wall and Montgomery Slatkin. Paleopopulation genetics. *Annual Review of*
286 *Genetics*, 46:635–649, 2012.
- 287 GA Watterson. Estimating and testing selection: the two-alleles, genic selection diffusion
288 model. *Advances in Applied Probability*, pages 14–30, 1979.
- 289 Norbert Wiener. The average of an analytic functional and the brownian movement. *Pro-*
290 *ceedings of the National Academy of Sciences of the United States of America*, 7(10):294,
291 1921.
- 292 Sewall Wright. Evolution in mendelian populations. *Genetics*, 16(2):97, 1931.
- 293 Anthony Zee. *Quantum field theory in a nutshell*. Princeton University Press, 2010.

294 Lei Zhao, Xingye Yue, and David Waxman. Complete numerical solution of the diffusion
 295 equation of random genetic drift. *Genetics*, 2013.

296

6. APPENDIX

297 6.1. **Exchanging the order of integration and summation in (5) is justified.** To
 298 establish this fact, we first need a simple bound on the functional

$$\mathcal{F}_k[X_s] = \frac{\alpha^{2k}}{2^k k!} \left(\int_0^t z(1-z) ds \right)^k$$

Note that, because z represents a frequency, we know that z is bounded between 0 and 1 for all s . Thus,

$$\begin{aligned} \int_0^t z(1-z) ds &\leq \int_0^t \frac{1}{2} \left(1 - \frac{1}{2} \right) ds \\ &= \frac{1}{4} t. \end{aligned}$$

299 Without loss of generality, we can assume that $t < 4$ because if not, we could rescale time
 300 (and hence rescale α) to ensure that $t < 4$. Therefore,

$$\mathcal{F}_k[z] \leq \frac{\alpha^{2k} t^k}{8^k k!}.$$

301 Now, to apply Fubini's theorem, I must show that

$$\int_{(0,x)}^{(t,y)} \left(\sum_{k=0}^{\infty} \mathcal{F}_k[z] \right) \mathcal{P}[z] \mathcal{D}z < \infty$$

302 and

$$\sum_{k=0}^{\infty} \int_{(0,x)}^{(t,y)} \mathcal{F}_k[z] \mathcal{P}[z] \mathcal{D}z < \infty$$

For the first case, observe that

$$\begin{aligned}
\int_{(0,x)}^{(t,y)} \left(\sum_{k=0}^{\infty} \mathcal{F}_k[z] \right) \mathcal{P}[z] \mathcal{D}z &\leq \int_{(0,x)}^{(t,y)} \left(\sum_{k=0}^{\infty} \frac{\alpha^{2k} t^k}{8^k k!} \right) \mathcal{P}[z] \mathcal{D}z \\
&= \int_{(0,x)}^{(t,y)} e^{\frac{\alpha^2}{8} t} \mathcal{P}[z] \mathcal{D}z \\
&= e^{\frac{\alpha^2}{8} t} \phi_0(x, y; t) \\
&< \infty.
\end{aligned}$$

303 An extremely similar calculation shows that the second case is true as well.

6.2. Computation of Feynman diagrams. The integrals arising from the Feynman diagrams can only be expressed properly as infinite sums. In practice, it is necessary to truncate these sums after a finite number of terms. In this section, I develop an approach efficiently compute the sums. From Kimura's spectral representation of the transition density, it is clear that the k th order Feynman diagram results in

$$\begin{aligned}
(7) \quad &4x(1-x) \sum_{i_1, i_2, \dots, i_{k+1}} C_{i_1-1}^{(3/2)}(1-2x) C_{i_{k+1}-1}^{(3/2)}(1-2y) \prod_{j=1}^{k+1} \frac{2i_j + 1}{i_j(i_j + 1)} \\
&\times \prod_{j=1}^{k-1} \int_0^1 z_j^2 (1-z_j)^2 C_{i_j}^{(3/2)}(1-2z_j) C_{i_{j+1}}^{(3/2)}(1-2z_j) dz_j \\
&\times \int_0^t \int_0^{s_k} \dots \int_0^{s_1} e^{-(\lambda_{i_1} s_1 + \sum_{j=2}^k \lambda_{i_j} (s_j - s_{j-1}) + \lambda_{i_{k+1}} (t - s_k))} ds_1 \dots ds_{k-1} ds_k,
\end{aligned}$$

304 with $\lambda_i = i(i+1)/2$, the eigenvalues of Kimura's transition density.

305 The integrals over allele frequencies can be done exactly by using the properties of the
306 Gegenbauer polynomials. First,

$$(8) \quad \int_0^1 x(1-x) C_i^{(3/2)}(1-2x) C_j^{(3/2)}(1-2x) dx = -\frac{1}{32} \int_{-1}^1 (1-z^2)^2 C_i^{(3/2)}(z) C_j^{(3/2)}(z) dz$$

307 after making the substitution $z = 1 - 2x$. This puts the Gegenbauer polynomials on their
 308 natural domain, $[-1, 1]$. Now, multiplying through by one of the factors of $(1 - z^2)$,

$$\int_{-1}^1 (1-z^2)^2 C_i^{(3/2)}(z) C_j^{(3/2)}(z) dz = \int_{-1}^1 (1-z^2) C_i^{(3/2)}(z) C_j^{(3/2)}(z) dz - \int_{-1}^1 (1-z^2) z C_i^{(3/2)}(z) z C_j^{(3/2)}(z) dz.$$

309 The first term can be recognized as the orthogonality condition for the Gegenbauer poly-
 310 nomials and hence,

$$\int_{-1}^1 (1-z^2) C_i^{(3/2)}(z) C_j^{(3/2)}(z) dz = \delta_{i,j} \frac{2(i+1)(i+2)}{3+2i}.$$

311 To simplify the second term, use the recurrence relation for the Gegenbauer polynomials
 312 to find that,

$$z C_i^{(3/2)}(z) = \frac{1}{3+2i} \left((i+1) C_{i+1}^{(3/2)}(z) + (i+2) C_{i-1}^{(3/2)}(z) \right).$$

Substituting and multiplying through yields

$$\begin{aligned} \int_{-1}^1 (1-z^2) z C_i^{(3/2)}(z) z C_j^{(3/2)}(z) dz &= \frac{1}{(2i+3)(2j+3)} \\ &\times \left((i+1)(j+1) \int_{-1}^1 (1-z^2) C_{i+1}^{(3/2)}(z) C_{j+1}^{(3/2)}(z) dz \right. \\ &\times (i+1)(j+2) \int_{-1}^1 (1-z^2) C_{i+1}^{(3/2)}(z) C_{j-1}^{(3/2)}(z) dz \\ &\times (i+2)(j+1) \int_{-1}^1 (1-z^2) C_{j-1}^{(3/2)}(z) C_{j+1}^{(3/2)}(z) dz \\ &\left. \times (i+2)(j+2) \int_{-1}^1 (1-z^2) C_{i-1}^{(3/2)}(z) C_{j-1}^{(3/2)}(z) dz \right). \end{aligned}$$

Again, these integrals can be simplified using the orthogonality of the Gegenbauer polynomials to finally see that the integral in (8) equals

$$(9) \quad -\frac{1}{32} \left(\delta_{i,j} \frac{2(i+1)(i+2)}{3+2i} + \frac{1}{(2i+3)(2j+3)} \left(\delta_{i,j}(i+1)^2 \frac{2(i+2)(i+3)}{5+2i} \right. \right. \\ \left. \left. + \delta_{i,j-2}(i+1)(i+4) \frac{2(i+2)(i+3)}{5+2i} + \delta_{i,j+2}(i+2)(i-1) \frac{i(i+1)}{1+2i} \right. \right. \\ \left. \left. + \delta_{i,j}(i+2)^2 \frac{i(i+1)}{1+2i} \right) \right).$$

313 An important consequence of this fact is that the many of the terms in the sum (7) are
314 equal to zero.

315 The integrals over the intermediate times can also be evaluated exactly, although I have
316 not been able to find a general formula. In this case, it is straight-forward to precompute
317 the integral for all possible sets of equal indices and then substitute into the sum.

7. FIGURES

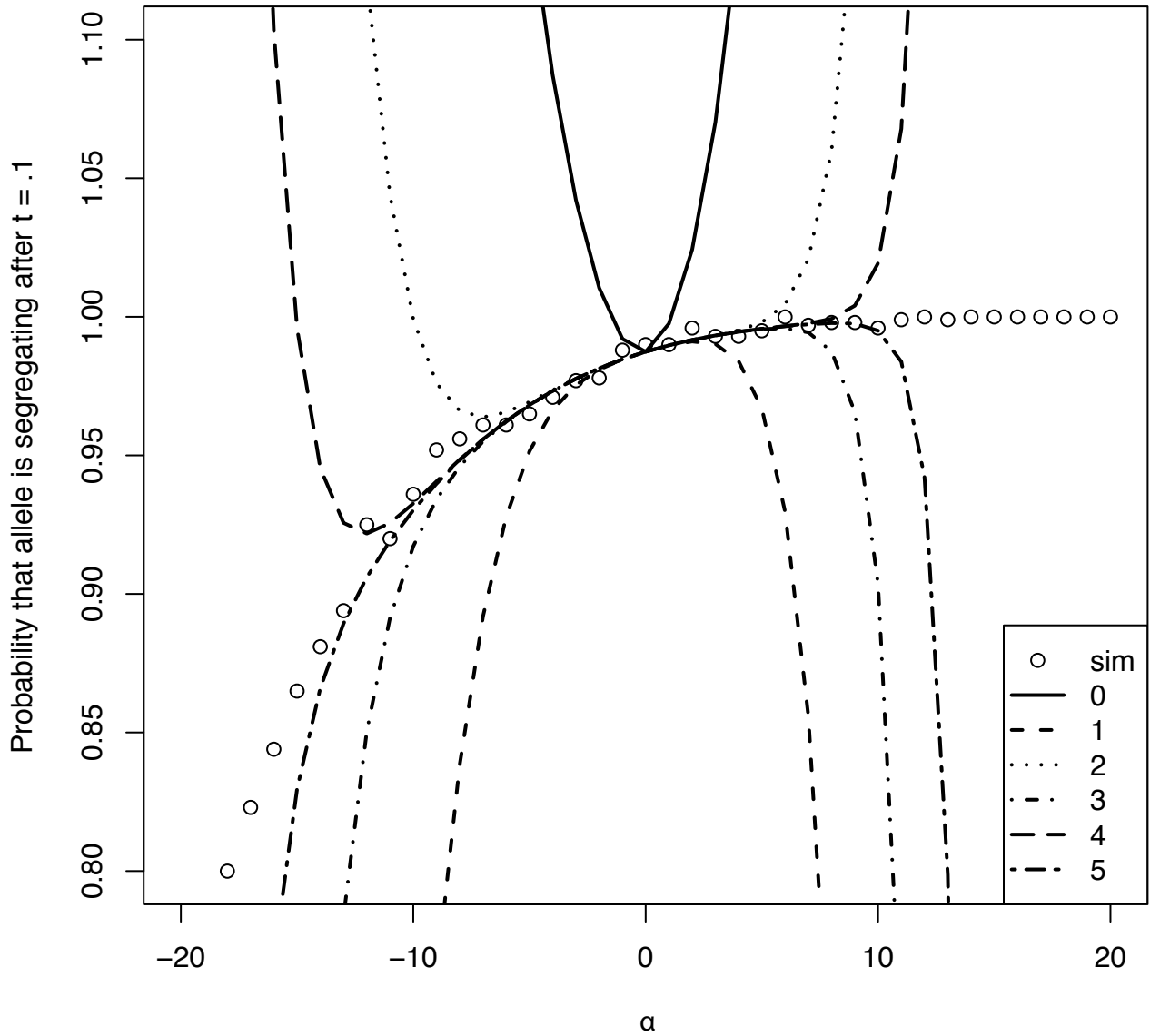


FIGURE 1. Path integrals. Three paths from $x = .2$ to $y = .7$ are depicted. To evaluate a path integral, many such paths are generated and each assigned a probability. Then, the sum of probabilities over all paths is taken. Paths were generated using the method of Schraiber et al. [2013].

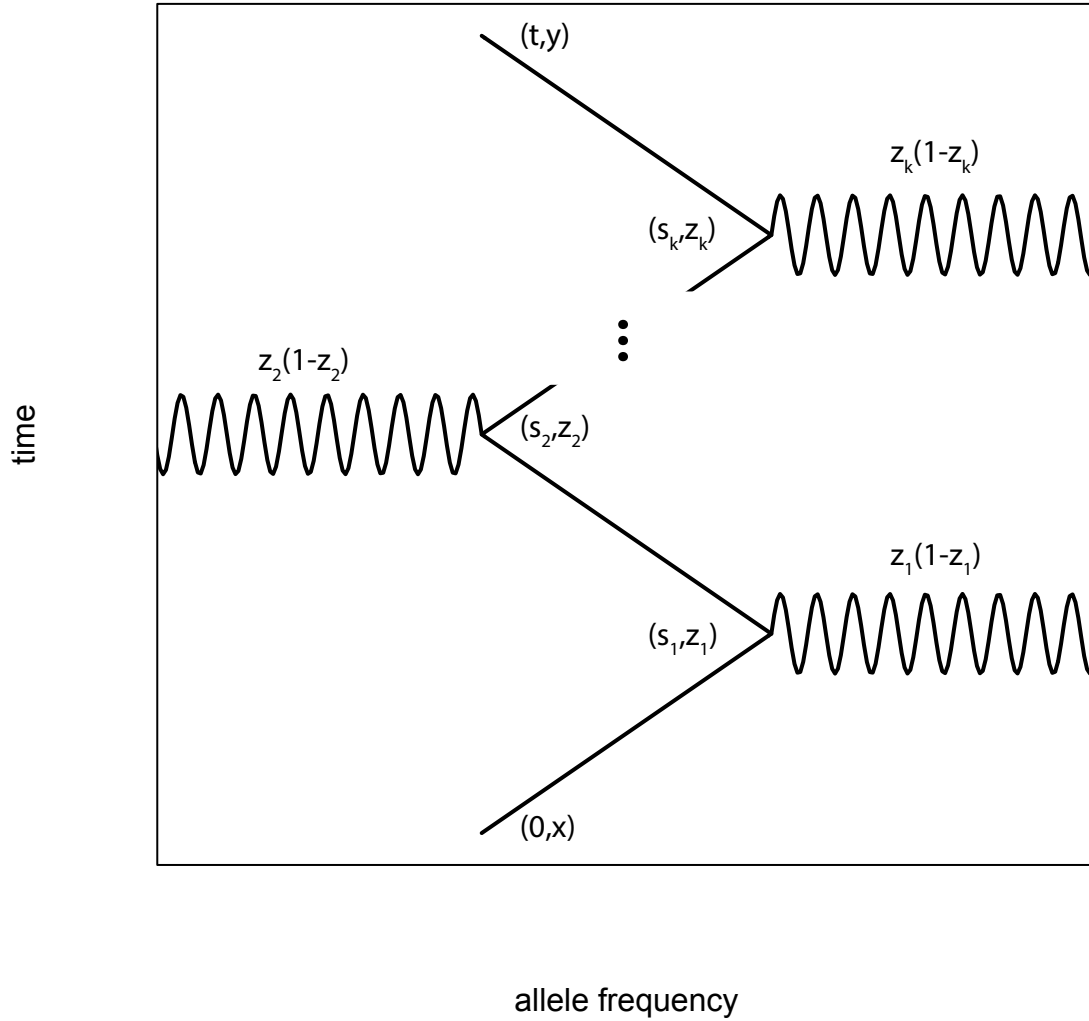


FIGURE 2. Feynman diagrams. Feynman diagrams are used to evaluate the integrals that show up in the perturbation expansion. The allele starts at time 0 and frequency x , evolving neutrally until time s_1 , when it has frequency z_1 and is perturbed by natural selection. It then evolves to time s_2 and allele frequency z_2 , at which point it is again perturbed by natural selection. This continues until the final perturbation at time s_k and frequency z_k , after which it evolves neutrally to time t and frequency y .

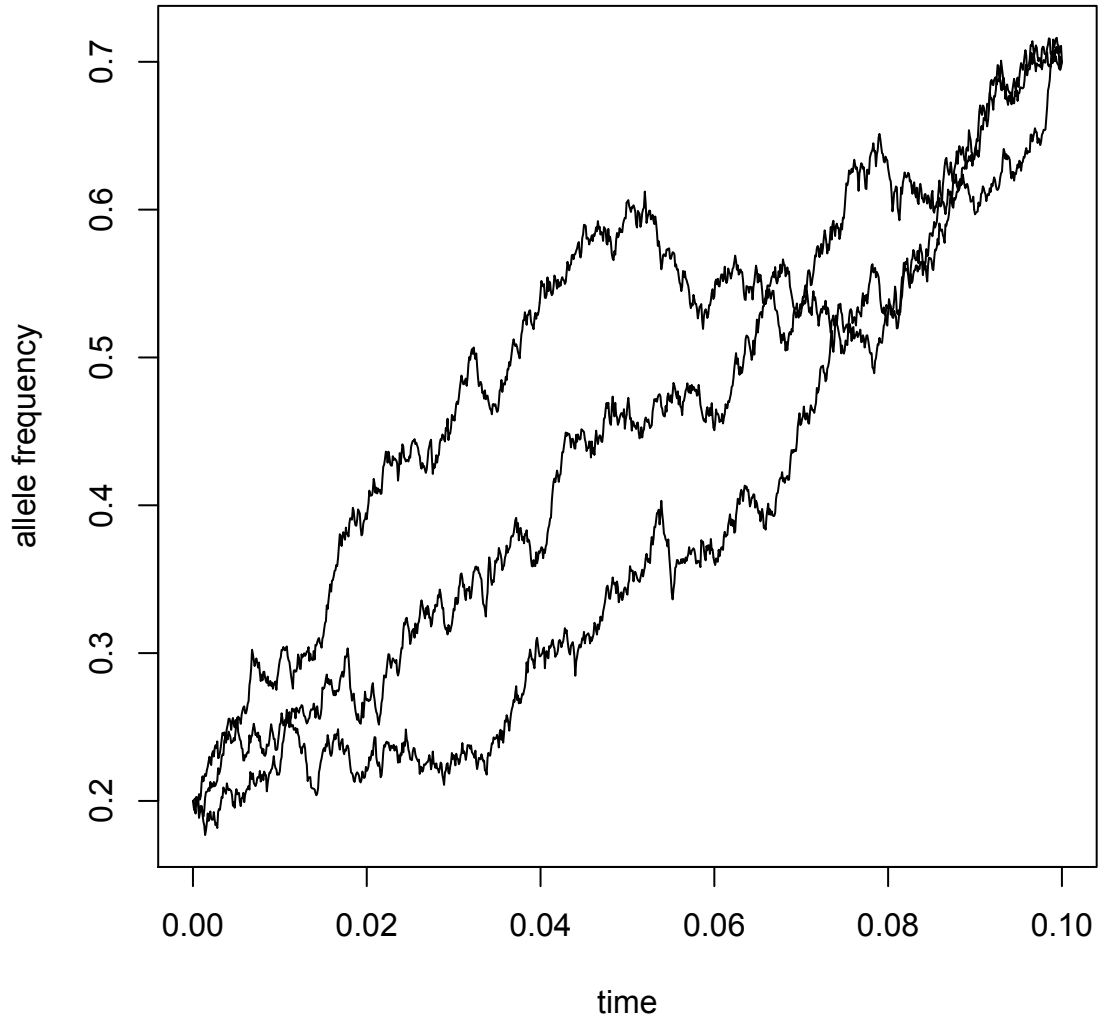


FIGURE 3. Accuracy of the perturbation expansion. The perturbation expansion is compared to simulations of the Wright-Fisher diffusion. An allele with starting frequency $x = .2$ evolves under genetic drift and natural selection for $t = .1$ with a variety of selection coefficients. The probability that the allele was not absorbed is then computed. Dots show the values from simulations while lines indicate successively higher orders of perturbation expansion.