

PRODUCTS OF FAREY GRAPHS ARE TOTALLY GEODESIC IN THE PANTS GRAPH

SAMUEL J. TAYLOR AND ALEXANDER ZUPAN

ABSTRACT. We show that for a surface Σ , the subgraph of the pants graph determined by fixing a collection of curves that cut Σ into pairs of pants, once-punctured tori, and four-times-punctured spheres is totally geodesic. The main theorem resolves a special case of a conjecture made in [APS08] and has the implication that an embedded product of Farey graphs in any pants graph is totally geodesic. In addition, we show that a pants graph contains a convex n -flat if and only if it contains an n -quasi-flat.

1. INTRODUCTION

The pants graph $\mathcal{P}(\Sigma)$ has emerged as a central object in low-dimensional geometry and topology over the past decade. The most prominent example of the pants graph's importance is the celebrated result of Brock that the pants graph $\mathcal{P}(\Sigma)$ is quasi-isometric to the Teichmüller space $\mathcal{T}(\Sigma)$ with its Weil-Petersson (WP) metric [Bro03]. As a consequence, the large-scale geometry of $\mathcal{P}(\Sigma)$ is the same as that of $\mathcal{T}(\Sigma)$, and $\mathcal{P}(\Sigma)$ may be used to investigate the geometry of Teichmüller space [BMM11, BM07]. As evidence of the further significance of the pants graph, Brock has shown that distances in $\mathcal{P}(\Sigma)$ are coarsely related to volumes of convex cores of quasi-Fuchsian 3-manifolds [Bro03] and volumes of fibered hyperbolic 3-manifolds [Bro01]. The pants graph has also been used to study the topology of 3-manifolds. Johnson has developed 3-manifold invariants based on the pants graph of a Heegaard surface [Joh06], and the second author has produced similar results for knots in 3-manifolds [Zup13].

While the above results demonstrate some of the striking connections between the pants graph and low-dimensional manifolds, the intrinsic geometry of the pants graph remains relatively unexplored. Observing that the mapping class group of Σ acts naturally on $\mathcal{P}(\Sigma)$, we note one important theorem about the rigidity of $\mathcal{P}(\Sigma)$, which has been proved by Margalit:

The first author is partially supported by NSF RTG grants DMS-0636557 and DMS-1148490. The second author is supported by the National Science Foundation under Award No. DMS-1203988.

Theorem 1.1. [Mar04] *Any automorphism of $\mathcal{P}(\Sigma)$ is induced by an element of the mapping class group of Σ .*

A similar result has been obtained by Aramayona with regard to subsurfaces and inclusion maps. We define a *multicurve* Q to be a collection of pairwise disjoint simple closed curves in Σ , and we let $\mathcal{P}_Q(\Sigma)$ be the full subgraph of $\mathcal{P}(\Sigma)$ consisting of all pants decompositions containing Q . Aramayona has proved

Theorem 1.2. [Ara10] *Suppose Σ' and Σ are surfaces, and $i : \mathcal{P}(\Sigma') \rightarrow \mathcal{P}(\Sigma)$ is an injective simplicial map. Then there exists a multicurve Q in Σ such that $i(\mathcal{P}(\Sigma')) = \mathcal{P}_Q(\Sigma)$.*

Thus, in addition to being rigid with respect to automorphisms, the pants graph is rigid with respect to inclusions. A natural problem which follows is to determine the geometry of the subspaces $\mathcal{P}_Q(\Sigma)$ within $\mathcal{P}(\Sigma)$. Although the correspondence between $\mathcal{P}(\Sigma)$ and $\mathcal{T}(\Sigma)$ mentioned above is a quasi-isometry, we may look to $\mathcal{T}(\Sigma)$ for clues as to how these subspaces might behave. By a result of Masur, the boundary of the WP metric completion $\overline{\mathcal{T}}(\Sigma)$ of $\mathcal{T}(\Sigma)$ consists of strata of the form $\mathcal{T}(\Sigma')$, where Σ' is the noded Riemann surface obtained by pinching each curve in a multicurve Q [Mas76]. Moreover, each stratum is *totally geodesic* in $\overline{\mathcal{T}}(\Sigma)$: every geodesic in $\overline{\mathcal{T}}(\Sigma)$ with endpoints in $\mathcal{T}(\Sigma')$ is contained entirely in $\mathcal{T}(\Sigma')$ [Wol03].

By interpreting these results in terms of $\mathcal{P}(\Sigma)$, Aramayona, Parlier, and Shackleton have made the following conjecture:

Conjecture 1. [APS08] *Suppose that Σ' and Σ are surfaces, and $i : \mathcal{P}(\Sigma') \rightarrow \mathcal{P}(\Sigma)$ is an injective simplicial map. Then $i(\mathcal{P}(\Sigma'))$ is totally geodesic in $\mathcal{P}(\Sigma)$.*

After applying Theorem 1.2, we see that this conjecture is equivalent to the assertion that for every multicurve Q in Σ , $\mathcal{P}_Q(\Sigma)$ is totally geodesic in $\mathcal{P}(\Sigma)$. In order to state which special cases of the conjecture are known, we make several definitions. The *complexity* $\xi(\Sigma)$ of a compact, orientable, connected surface Σ with genus g and b boundary components is $\xi(\Sigma) = 3g + b - 3$, and it is a straightforward exercise to show that $\xi(\Sigma)$ is the number of curves in a pants decomposition of Σ . Given a multicurve Q in Σ , we define the *complementary subsurface* Σ_Q of Q in Σ to be the components of $\Sigma \setminus \eta(Q)$ which are not pairs of pants, where $\eta(\cdot)$ is an open regular neighborhood.

Conjecture 1 is known to be true in the case that $\xi(\Sigma_Q) = 1$ [APS08], in the case that Σ_Q has two components of complexity one, each with one

boundary component interior to Σ [APS09], and in the case that Σ_Q is a connected surface of the same genus as Σ [ALPS12].

We say that a multicurve Q is $(n \times 1)$ if Σ_Q consists of n components, each having complexity 1. The main theorem in this paper is the following:

Main Theorem. *Let Q be an $(n \times 1)$ -multicurve. Then $\mathcal{P}_Q(\Sigma)$ is totally geodesic in $\mathcal{P}(\Sigma)$.*

Note that if Q is an $(n \times 1)$ -multicurve, then $\mathcal{P}_Q(\Sigma)$ is a graph product of Farey graphs (see Section 3). Thus, applying Theorem C of [Ara10], we obtain the following corollary:

Corollary 1.1. *Suppose that G is a graph product of Farey graphs and $\varphi : G \rightarrow \mathcal{P}(\Sigma)$ is a simplicial embedding. Then $\varphi(G)$ is totally geodesic in $\mathcal{P}(\Sigma)$.*

The rank r of a metric space X is defined to be the maximal r such that \mathbb{Z}^r quasi-isometrically embeds in X . By [BF06], [BM08], and [Ham05], the rank r of $\mathcal{P}(\Sigma)$ is the maximal n such that Σ contains an $(n \times 1)$ -multicurve, where $r = \lfloor \frac{3g+b-2}{2} \rfloor$. By fixing an $(r \times 1)$ -multicurve Q and a bi-infinite geodesic in each of the r Farey graphs composing the graph product $G = \mathcal{P}_Q(\Sigma)$, we have another corollary:

Corollary 1.2. *There exists an isometric embedding $\iota : \mathbb{Z}^r \rightarrow \mathcal{P}(\Sigma)$ if and only if $r \leq \lfloor \frac{3g+b-2}{2} \rfloor$.*

We remark that shortly before the completion of this note, José Estévez announced a related result [Est13]. He shows the Main Theorem holds if, in addition, one assumes that each boundary component of Σ_Q is separating, and as a consequence, he gives an alternate proof of Corollary 1.2.

Acknowledgements The first author thanks Alan Reid for his ongoing support and the second author thanks Cameron Gordon for helpful conversations and insights over the course of this project.

2. PRELIMINARIES

Throughout this paper, Σ will denote a compact, connected, orientable genus g surface with b boundary components and $3g + b - 3 > 0$. We occasionally use $\Sigma_{g,b}$ when we wish to emphasize g and b , and we also call $\Sigma_{g,b}$ a b -times-punctured, genus g surface (despite the fact that Σ is compact). We let $\eta(\cdot)$ represent an open regular neighborhood in Σ . A loop in Σ is a simple closed curve and the loop c is *essential* if it is neither *trivial* nor *peripheral*. Recall that c is trivial if it bounds a disk in Σ and is peripheral

if it is isotopic to a component of $\partial\Sigma$. We use the term *curve* to mean a free isotopy class $[c]$ of an essential loop c . For curves α and β , we denote by $i(\alpha, \beta)$ their (*geometric*) *intersection number*. This is by definition $\min\{|a \cap b| : a \in \alpha, b \in \beta\}$. The curves α and β are *disjoint* if $i(\alpha, \beta) = 0$; otherwise, they *intersect*.

A *multicurve* is a collection of pairwise disjoint curves in Σ . Given any collection of curves in Σ , we may always choose loop representatives that minimize pairwise geometric intersection numbers by, for example, choosing geodesic representatives in some fixed hyperbolic metric. (This is possible since $3g + b - 3 > 0$.) We will make such choices of representatives without further comment.

A *pants decomposition* ν of Σ is defined to be a maximal multicurve on Σ . Its name is derived from the fact that $\Sigma \setminus \eta(\nu)$ is a collection of pairs of pants, i.e. copies of $\Sigma_{0,3}$. The complexity $\xi(\Sigma)$ is the cardinality $|\nu|$ of ν , where $\xi(\Sigma) = 3g + b - 3$. An *essential subsurface* X of Σ is a compact codimension-0 submanifold such that each component of ∂X is nontrivial in Σ . Note that if X is an essential subsurface of Σ , then $\xi(X) \leq \xi(\Sigma)$ with equality if and only if all boundary components of X are parallel to boundary components of Σ . For any multicurve Q , the *codimension* of Q is defined to be $\xi(\Sigma) - |Q|$.

The *pants graph* $\mathcal{P}(\Sigma)$ of Σ is the graph defined as follows: vertices are pants decompositions, and two pants decompositions ν and ν' are connected by an edge whenever they differ by an *elementary move*. By this we mean that $\nu \cap \nu'$ is a multicurve of codimension one, and letting γ and γ' denote the unique curves in $\nu \setminus \nu'$ and $\nu' \setminus \nu$, respectively, we have that γ and γ' intersect in the minimal possible number of times. Observe that $\Sigma \setminus \eta(\nu \cap \nu')$ is a collection of pairs of pants and a subsurface Y of complexity one (which must contain γ and γ'). If Y is $\Sigma_{1,1}$, the requirement of minimal intersection number implies that $i(\gamma, \gamma') = 1$; otherwise Y is $\Sigma_{0,4}$ and $i(\gamma, \gamma') = 2$. See Figure 1. In either case, we call (the isotopy class of) Y the *support* of the pants move from γ to γ' . The pants graph is connected and is equipped with a natural metric d on its vertex set by assigning length one to each edge and defining the distance from ν to ν' to be the length of the shortest path connecting ν to ν' . We note that the above definition holds if Σ is the disjoint union of components $\{\Sigma_i\}$. In this case, $\mathcal{P}(\Sigma) = \mathcal{P}(\Sigma_1) \times \dots \times \mathcal{P}(\Sigma_n)$.

Suppose that $\nu_0, \nu_1, \dots, \nu_p$ is a path in $\mathcal{P}(\Sigma)$, and let S_i denote the support of the i th elementary move in the path, $1 \leq i \leq p - 1$. Define the *support* X

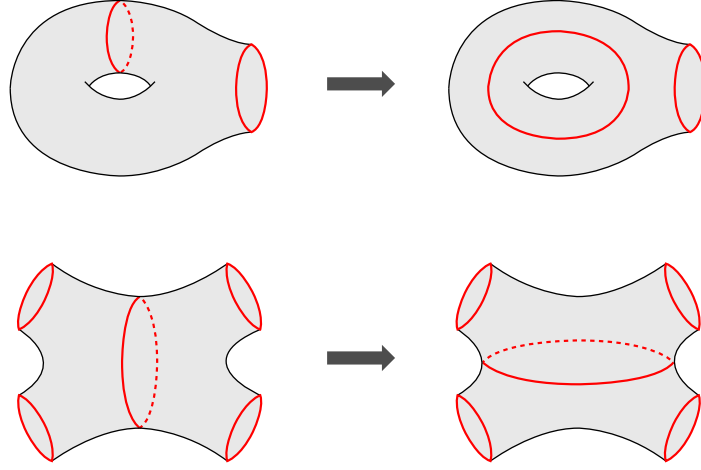


FIGURE 1. Two possible elementary moves with different supports.

of the path v_0, \dots, v_p to be

$$X = \bigcup_{i=1}^{p-1} \overline{S_i \setminus \eta(\partial S_i)}.$$

Thus, $v_0 \cap X, \dots, v_p \cap X$ is a path in $\mathcal{P}(X)$, and ∂X is isotopic to curves in $\partial \Sigma \cup (v_0 \cap v_p)$ (possibly $v_0 \cap v_p = \emptyset$ and $\partial X = \partial \Sigma$). It is important to note that, in general, $X \neq \bigcup S_i$; this is the case in Figure 2 below.

Now, let v_0, v_1, v_2 be a path of length two in $\mathcal{P}(\Sigma)$ whose support X has two connected components. Equivalently, v_0, v_1 and v_1, v_2 each differ by an elementary move with supports S_1 and S_2 , respectively, such that the interiors of S_1 and S_2 are disjoint. In this case, we say that the elementary moves *commute* and we note that $v_0 \cap v_2$ is a codimension two multicurve. Define a *commutation of edges* to be the path v_0, v'_1, v_2 , where $v'_1 = (v_0 \cap v_2) \cup (v_2 \setminus v_1) \cup (v_0 \setminus v_1)$ is a pants decomposition since $v_2 \setminus v_1 \subset S_2$ and $v_0 \setminus v_1 \subset S_1$. In other words, the commutation of edges is the path obtained by performing the pants move supported in S_2 before the pants move supported in S_1 . See Figure 2. For general edge paths in $\mathcal{P}(\Sigma)$, a commutation of edges is a sequence of commutations performed on length two subpaths. Note that if v_0, \dots, v_p is a geodesic, then any path $v_0, v'_1, \dots, v'_{p-1}, v_p$ resulting from commutation of edges is also a geodesic with the same support as the original path. For this reason, we will often abuse notation and suppress the prime notation, renaming the new path $v_0, v_1, \dots, v_{p-1}, v_p$.

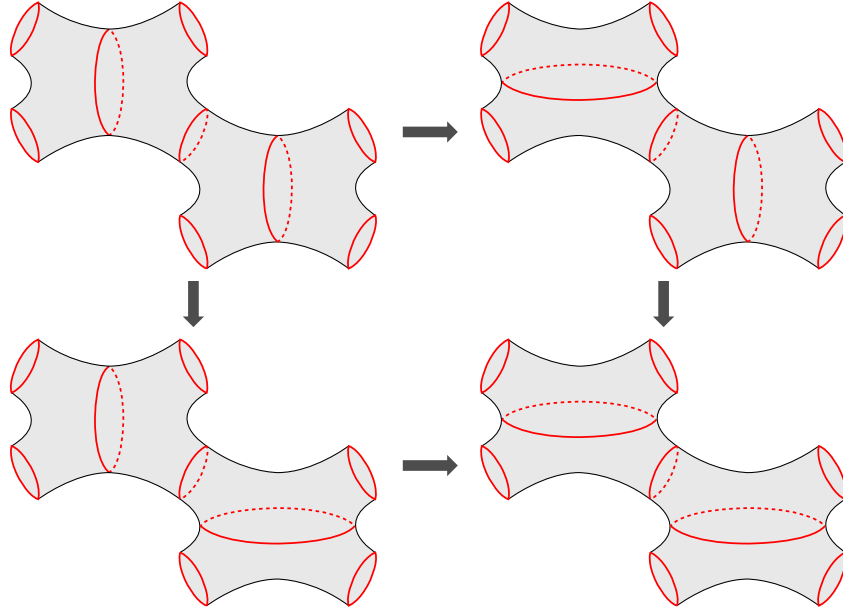


FIGURE 2. A commutation of edges in $\mathcal{P}(\Sigma)$.

Given a multicurve Q in Σ , we may associate several different subsurfaces to Q . Recall that the *complementary* subsurface Y of Q is defined as the union of the components of $\Sigma \setminus \eta(Q)$ which are not pairs of pants (if Q is a pants decomposition, then $Y = \emptyset$). Note that Q uniquely defines Y , up to isotopy. Using this terminology, the complementary subsurface of an $(n \times 1)$ -multicurve is by definition a disjoint union of n complexity one subsurfaces. The support X of a path v_0, \dots, v_p in $\mathcal{P}(\Sigma)$ is the complementary subsurface of $v_0 \cap v_p$.

Let Q be a multicurve in Σ with complementary subsurface Y . For any pants decomposition v_Y of Y , we may associate a pants decomposition $v = v_Y \cup Q$ of Σ . This yields a natural injection $i_Q : \mathcal{P}(Y) \rightarrow \mathcal{P}(\Sigma)$. Recall that $\mathcal{P}_Q(\Sigma)$ is defined to be the full subgraph of $\mathcal{P}(\Sigma)$ spanned by those pants decompositions in $\mathcal{P}(\Sigma)$ which contain Q , and thus $\mathcal{P}_Q(\Sigma) = i_Q(\mathcal{P}(Y))$. For two pants decompositions $v, v' \in \mathcal{P}_Q(\Sigma)$, we denote their distance in $\mathcal{P}_Q(\Sigma)$ as $d_Q(v, v')$. The main result in this paper is that $\mathcal{P}_Q(\Sigma)$ is totally geodesic in $\mathcal{P}(\Sigma)$ when Q is an $(n \times 1)$ -multicurve.

We will be examining the intersections of curves on Σ with subsurfaces of Σ , and as such we must often deal with properly embedded essential arcs. Thus, we make several more definitions pertaining to arcs. If α is a properly embedded essential arc in Σ (that is, α is not isotopic rel ∂ into $\partial\Sigma$), we say

α is a *wave* if $\partial\alpha$ lies in a single component of $\partial\Sigma$ or a *seam* if $\partial\alpha$ lies in different components of $\partial\Sigma$. When we wish to emphasize that we are interested in the isotopy class of an arc (or a collection of arcs) we use the notation $[\alpha]$.

3. SUBSURFACE PROJECTIONS

A crucial tool in our proof of the main theorem is the projection of a pants decomposition ν of Σ to a collection of curves in a disjoint union of complexity one subsurfaces. This projection is a special case of the Masur-Minsky subsurface projections defined in [MM00]. First, suppose that Y is a connected subsurface of Σ with $\xi(Y) = 1$ and that α is a properly embedded essential arc in Y . Define the projection of α to Y , denoted $\pi_Y(\alpha)$, to be the unique curve in Y that misses α . If Y is $\Sigma_{1,1}$, then α is a wave and $\partial\eta(\alpha \cup \partial Y)$ has two components which are isotopic in Y . This curve is $\pi_Y(\alpha)$. If Y is $\Sigma_{0,4}$ and α is a wave, one component of $\partial\eta(\alpha \cup \partial Y)$ is isotopic into ∂Y and the other component isotopic to $\pi_Y(\alpha)$. Otherwise, α is a seam, $\partial\eta(\alpha \cup \partial Y)$ has precisely one component, which is essential in Y , and this component is $\pi_Y(\alpha)$. See Figure 3. Note that these projections depend only on the free isotopy classes of arcs in Y , and for a collection of arcs Q in Y , let $[Q] = \{[\alpha] : \alpha \in Q\}$.

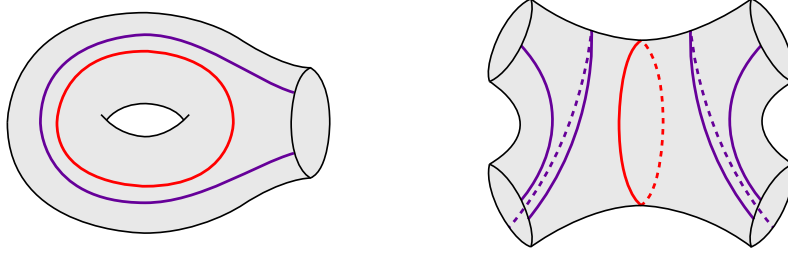


FIGURE 3. Arcs and their projection curves in $\Sigma_{1,1}$ and $\Sigma_{0,4}$.

For a curve β in Σ , the projection $\pi_Y(\beta)$ is defined as follows: first represent ∂Y and β by elements with minimal geometric intersection number (if β is isotopic to a component of ∂Y choose its representative to not intersect Y). If $\beta \cap \partial Y = \emptyset$, then either $\beta \subset Y$ and we set $\pi_Y(\beta) = \{\beta\}$, or $\beta \subset \Sigma \setminus Y$ and we set $\pi_Y(\beta) = \emptyset$. Otherwise, $\beta \cap Y = \{b_1, \dots, b_k\}$ is a nonempty collection of essential arcs in Y whose isotopy classes depend only on the isotopy class of β and set

$$\pi_Y(\beta) = \bigcup_{1 \leq i \leq k} \pi_Y(b_i).$$

For a multicurve \mathbf{v} , define $\pi_Y(\mathbf{v}) = \bigcup \pi_Y(v_i)$, where the v_i are the components of \mathbf{v} . If $\pi_Y(\mathbf{v}) \neq \emptyset$ then we say \mathbf{v} *meets* Y , and \mathbf{v} *misses* or *avoids* Y otherwise.

Suppose now that Y is the disjoint union of complexity one subsurfaces Y_1, \dots, Y_n of Σ . A pants decomposition \mathbf{v} of Σ meets each Y_i , and thus we define

$$\pi_Y(\mathbf{v}) = \{(w_1, \dots, w_n) \in \mathcal{P}(Y) : w_i \in \pi_{Y_i}(\mathbf{v})\}.$$

As such, we wish to characterize the distance $d_Y(\mathbf{v}, \mathbf{v}')$ in Y between projections of \mathbf{v} and \mathbf{v}' in $\mathcal{P}(\Sigma)$. However, $\pi_Y(\mathbf{v})$ is a set of pants decompositions of Y ; hence we make the following definition:

$$d_Y(\mathbf{v}, \mathbf{v}') = \max_{\mu \in \pi_Y(\mathbf{v})} \left\{ \min_{\mu' \in \pi_Y(\mathbf{v}')} \{d_Y(\mu, \mu')\} \right\}$$

where $d_Y(\mu, \mu')$ denotes the distance between μ and μ' in $\mathcal{P}(Y)$. If Q and Q' are multicurves or collections of arcs meeting each Y_i , we may define $d_Y(Q, Q')$ similarly. We caution the reader that this distance is, in general, not symmetric. It does, however, satisfy a triangle inequality: for multicurves Q, Q' , and Q'' meeting each Y_i , we have $d_Y(Q, Q'') \leq d_Y(Q, Q') + d_Y(Q', Q'')$. In addition, we recall that if γ is a curve contained in Y_i , then $\pi_{Y_i}(\gamma) = \{\gamma\}$; hence, if Q is an $(n \times 1)$ -multicurve with complementary subsurface Y and $\mathbf{v}, \mathbf{v}' \in \mathcal{P}_Q(\Sigma)$, then $\pi_Y(\mathbf{v}) = \{\mathbf{v} \cap \text{int}(Y)\}$ and $d_Y(\mathbf{v}, \mathbf{v}') = d_Q(\mathbf{v}, \mathbf{v}')$.

Note that for a complexity one surface Y , the pants graph $\mathcal{P}(Y)$ is a Farey graph, shown in Figure 4. If Y is $\Sigma_{1,1}$, an arbitrary multicurve Q in Σ intersects Y in at most three isotopy classes of arcs whose projections form a geodesic triangle in $\mathcal{P}(Y)$. Thus, the diameter of $\pi_Y(Q)$ is at most one. If Y is $\Sigma_{0,4}$, the situation is only slightly more complicated, as described below.

Lemma 3.1. *Given a multicurve Q in Σ and a 4-punctured sphere $Y \subset \Sigma$, the diameter of $\pi_Y(Q)$ is no more than two. Further, disjoint arcs α and α' in Y satisfy $d_Y(\pi_Y(\alpha), \pi_Y(\alpha')) = 2$ if and only if α and α' are nonisotopic seams with boundary in the same two components of ∂Y .*

Proof. Let α and α' be disjoint nonisotopic arcs in Y . Each component of ∂Y common to α and α' contributes at most two points of intersection to $\pi_Y(\alpha) \cap \pi_Y(\alpha')$. Thus, $d(\pi_Y(\alpha), \pi_Y(\alpha')) \leq 1$ unless α and α' have boundary in two common boundary components. We may verify that in this case, $|\pi_Y(\alpha) \cap \pi_Y(\alpha')| = 4$; thus $d_Y(\pi_Y(\alpha), \pi_Y(\alpha')) = 2$ (see Figure 5). If Q is a multicurve in Σ , then arcs of $Q \cap Y$ are pairwise disjoint, completing the proof. \square

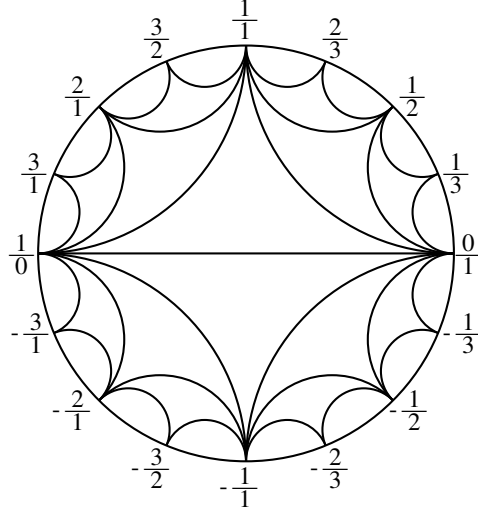


FIGURE 4. Part of a Farey graph, with edges realized as geodesics in the disk model of \mathbb{H}^2 . Two vertices a/b and c/d are connected by an edge whenever $|ad - bc| = 1$.

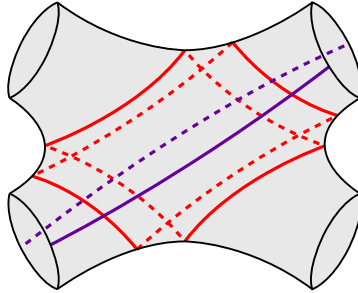


FIGURE 5. Two disjoint seams in $\Sigma_{0,4}$ that project to curves intersecting four times.

We require several technical lemmas before proceeding to the proof of the main points. From here on, we will let $\overline{\chi}(\cdot)$ denote $-\chi(\cdot)$. Suppose that X and Y are subsurfaces of Σ , with $X \cap Y \neq \emptyset$. We will always assume that these surfaces have been isotoped so that ∂X and ∂Y intersect minimally. In this context, we call $X \cap Y$ (or one of its components) a *cornered subsurface*. There is a cell decomposition of X induced by $X \cap \partial Y$ containing $X \cap Y$ as a subcomplex, and we may count the contribution of $X \cap Y$ to $\overline{\chi}(X)$ in this cell decomposition. We define

$$\overline{\chi}_X(Y) = \overline{\chi}(X \cap Y) - \frac{1}{2}\overline{\chi}(\text{Fr}_X Y),$$

where $\text{Fr}_X Y$ (the *frontier* of Y in X) denotes $X \cap \partial Y$.

Observe that the boundary components of a cornered subsurface are either curves contained in ∂X or ∂Y or $2n$ -gons consisting of arcs which alternate between $\text{Fr}_X(Y)$ and $\text{Fr}_Y(X)$. In addition, a cornered subsurface may not have any ‘‘corners;’’ that is, all boundary components may curves. Two particular cornered subsurfaces will be most relevant: If a component $A \subset X \cap Y$ is an annulus such that one component of ∂A is contained in X or Y and the other component is a rectangle, we say A is a *rectangular annulus*. Similarly, If $P \subset X \cap Y$ is a pair of pants such that two components of ∂P are contained in X or Y and the other component is a rectangle, we say P is a *rectangular pair of pants*. Note that $\bar{\chi}_X(A) = 1$ and $\bar{\chi}_X(P) = 2$. See Figure 6.

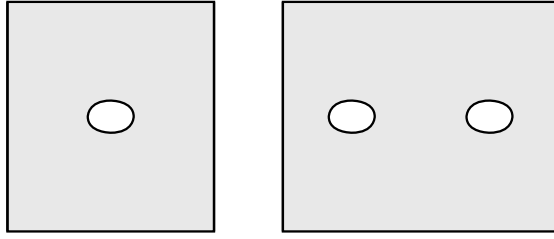


FIGURE 6. A rectangular annulus and a rectangular pair of pants.

Lemma 3.2. *For subsurfaces X and Y of Σ , we have $\bar{\chi}_X(Y) \leq \bar{\chi}(X)$.*

Proof. Consider a cell decomposition of X induced by $X \cap \partial Y$ containing $X \cap Y$ as a subcomplex, and let $\{Z_i\}$ denote the closures of the components of $X \setminus \partial Y$. Thus, each Z_i inherits a cell decomposition, and either $Z_i \subset X \cap Y$ or $Z_i \subset X \setminus Y$. Let f denote the number of faces in this decomposition, v_F and e_F the numbers of vertices and edges (respectively) contained in $\text{Fr}_X(Y)$, and v_Z and e_Z the numbers of vertices and edges (respectively) not contained in $\text{Fr}_X(Y)$. Note that if we compute $\sum \bar{\chi}(Z_i)$ and $\sum \bar{\chi}(\text{Fr}_X Z_i)$, vertices and edges contained in $\text{Fr}_X(Y)$ are counted twice, while faces and all other vertices and edges are counted once. Thus

$$\begin{aligned}
 \sum \bar{\chi}_X(Z_i) &= \sum \bar{\chi}(Z_i) - \frac{1}{2} \sum \bar{\chi}(\text{Fr}_X Z_i) \\
 &= (-2v_F - v_Z + 2e_F + e_Z - f) - \frac{1}{2}(-2v_F + 2e_F) \\
 &= -v_F - v_Z + e_F + e_Z - f \\
 &= \bar{\chi}(X).
 \end{aligned}$$

Requiring that X and Y are essential subsurfaces and $|\partial X \cap \partial Y|$ is minimal up to isotopy ensures that $\bar{\chi}_X(Z_i) \geq 0$ for all i . It follows that

$$\bar{\chi}_X(Y) = \sum_{Z_i \subset Y} \bar{\chi}_X(Z_i) \leq \sum \bar{\chi}_X(Z_i) \leq \bar{\chi}(X),$$

as desired. □

From the proof of the lemma, we may also conclude that $\bar{\chi}_X(Y) = \bar{\chi}(X)$ if and only if $\bar{\chi}_X(X \setminus \bigcup \eta(Y)) = 0$. See Figure 7.

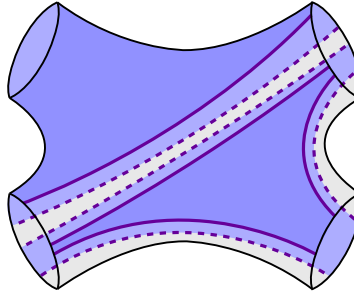


FIGURE 7. A 4-punctured sphere X containing a rectangular annulus D_1 and two hexagons D_2 and D_3 . Note that $\bar{\chi}(X) = \bar{\chi}_X(D_1) + \bar{\chi}_X(D_2) + \bar{\chi}_X(D_3)$ in this example.

In the next two lemmas, we examine the contribution of a complexity one subsurface Y to the Euler characteristic of another subsurface X under some assumptions on the distance from $\pi_Y(c)$ to $\pi_Y(\partial X)$ for a curve c in X . These lemmas will later be used to compare the support X of a path in $\mathcal{P}(\Sigma)$ to the complementary subsurface Y of an $(n \times 1)$ -multicurve.

Lemma 3.3. *Suppose that X and Y are subsurfaces of Σ , with $\xi(Y) = 1$ and $\partial X \cap Y \neq \emptyset$. Let c be a curve contained in X which meets Y . If $d_Y(c, \partial X) = 1$, then there is a cornered component D of $X \cap Y$ such that $\bar{\chi}_X(D) \geq 1$.*

Proof. The key observation here is that if every component D of $X \cap Y$ is a rectangle or a hexagon, then c satisfies $\pi_Y(c) \subset \pi_Y(\partial X)$, as any arc of $c \cap D$ is isotopic in Y to an arc in $\partial X \cap D$. Hence, if all components of $X \cap Y$ are $2n$ -gons, there is a $2n$ -gon D with $n \geq 4$; hence $\bar{\chi}_X(D) \geq 1$. See Figure 8.

If there is a component D of $X \cap Y$ which is not a topological disk, then D is a punctured sphere or torus, and if D has three or more punctures or is not planar, then $\bar{\chi}_X(D) \geq \bar{\chi}(D) \geq 1$. Thus, suppose that D is an annulus. If ∂D contains two or more arcs in $\text{Fr}_X(Y)$, then $\bar{\chi}_X(D) \geq 2 \cdot \frac{1}{2}$. Otherwise, one component of ∂D is the union of an arc in $\text{Fr}_X(Y)$ and a wave $\alpha \subset Y$

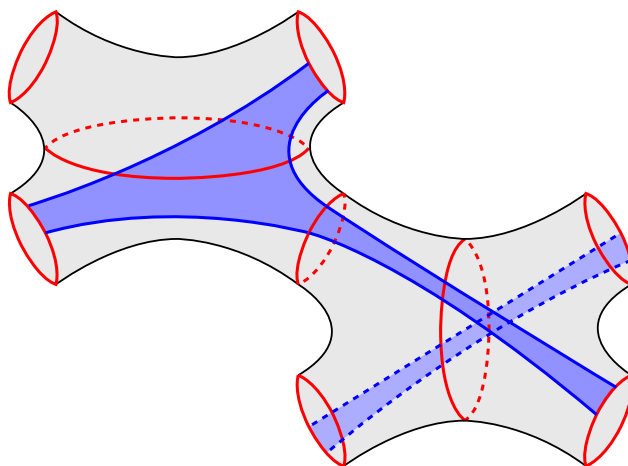


FIGURE 8. Components D_1 and D_2 of $X \cap Y$ in X , where D_1 is a hexagon and D_2 is a rectangle. For an interior curve c , any component of $c \cap D_i$ is parallel in Y to a component of $\partial X \cap Y$.

and the other component is a curve γ in X . If γ is essential in Y , then $\pi_Y(c) = \pi_Y(\partial X) = \{\gamma\}$, a contradiction. Thus, γ is isotopic into ∂Y , and it follows that $|\partial Y| > 1$, so Y is a 4-punctured sphere. However, if c intersects D , then each component β of the intersection $c \cap D$ is an essential arc with the property that $\pi_Y(\alpha) = \pi_Y(\beta)$ and $d_Y(c, \partial X) = 0$, a contradiction. See Figure 9. \square

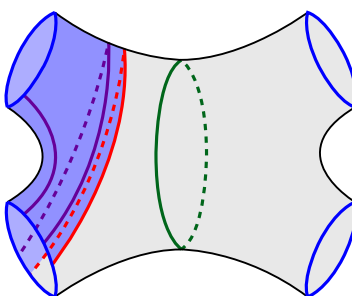


FIGURE 9. A depiction in Y of the case in which D is an annulus and ∂D contains one arc of $\text{Fr}_X(Y)$. Note that all arcs pictured project to the same curve in Y .

Lemma 3.4. *Suppose that X and Y are subsurfaces of Σ with Y a 4-punctured sphere and $\partial X \cap Y \neq \emptyset$. Let c be a curve contained in X . If $d_Y(c, \partial X) = 2$,*

then there is a cornered component D of $X \cap Y$ which is a rectangular pair of pants.

Proof. By Lemma 3.1, some arc α of $c \cap Y$ is a seam, and every arc of $\partial X \cap Y$ is a seam not isotopic to α but with endpoints on the same two components γ_1 and γ_2 of ∂Y as α . Any two distinct classes of arcs which are disjoint from α with endpoints on γ_1 and γ_2 must intersect, and thus all arcs of $\partial X \cap Y$ are isotopic in Y . Cutting Y along the arcs of $\partial X \cap Y$ yields some number of rectangles and the desired component D . \square

We present three final technical lemmas before proceeding to the proof of the main theorems.

Lemma 3.5. *Let P be a pair of pants and Z a subsurface of Σ . Let D be a cornered component of their intersection. If D is an octagon then D intersects all three components of ∂P , and if D is a rectangular annulus then D intersects two components of ∂P .*

Proof. First let D be an octagon. Suppose by way of contradiction that D avoids a boundary component p of P . Then $P \setminus \eta(D)$ has a component C which contains p . It follows that $\bar{\chi}(P) \geq \bar{\chi}_P(D) + \bar{\chi}_P(C) > 1 + 0$, a contradiction to Lemma 3.2.

Now let D be a rectangular annulus. First, note that the curve boundary component of D is isotopic into ∂P , so D can intersect at most two components of ∂P . Suppose by way of contradiction that D avoids two boundary components of P . Then one of them, call it p , is not isotopic to the curve boundary component of D , so $P \setminus \eta(D)$ has a component C which contains p . It follows that $\bar{\chi}(P) \geq \bar{\chi}_P(D) + \bar{\chi}_P(C) > 1 + 0$, a contradiction. \square

Lemma 3.6. *Let $X \subset \Sigma$ be a subsurface containing two curves γ_1 and γ_2 . Suppose Y is a 4-punctured sphere such that $X \cap Y$ contains a rectangular annulus A , where both γ_1 and γ_2 meet A . Then*

$$\max \{d_Y(w_1, w_2) : w_i \in \pi_Y(\gamma_i \cap A)\} \leq 2.$$

Proof. Up to isotopy, there are up to four possible seams and two possible waves contained in $\gamma_i \cap A$. See Figure 10. Let $\alpha, \beta \subset \partial A$ denote the arcs contained in ∂X . By Lemma 3.1, $d_Y(\pi_Y(\alpha), \pi_Y(\beta)) = 2$, and for any arc $\delta_i \subset \gamma_i \cap A$ which is not isotopic to α or β , we have $d_Y(\pi_Y(\delta_i), \pi_Y(\alpha)) \leq 1$. Thus for any two such arcs $\delta_1 \subset \gamma_1 \cap A$ and $\delta_2 \subset \gamma_2 \cap A$,

$$d_Y(\pi_Y(\delta_1), \pi_Y(\delta_2)) \leq d_Y(\pi_Y(\delta_1), \pi_Y(\alpha)) + d_Y(\pi_Y(\alpha), \pi_Y(\delta_2)) \leq 2.$$

\square

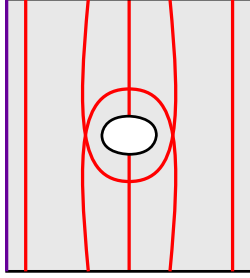


FIGURE 10. The six possibilities for arcs of $\gamma_i \cap A$ in A .

Lemma 3.7. *Let $X \subset \Sigma$ be an essential subsurface such that ν and ν' are pants decompositions of X related by an elementary move. Suppose Y is a 4-punctured sphere such that $X \cap Y$ contains a rectangular pair of pants P , where p_1 and p_2 denote the curve boundary components of P . If δ and δ' are arc components of $\nu \cap P$ and $\nu' \cap P$ (respectively) that avoid both p_1 and p_2 , then $d_Y(\pi_Y(\delta), \pi_Y(\delta')) \leq 2$.*

Proof. Let $w = \pi_Y(\delta)$ and $w' = \pi_Y(\delta')$, and note that $\partial X \cap Y$ contains a single class of arcs in Y , a seam $[\alpha]$. If both δ and δ' are waves or are isotopic to α , then by Lemma 3.1,

$$d_Y(w, w') \leq d_Y(w, \pi_Y(\alpha)) + d_Y(\pi_Y(\alpha), w') \leq 1 + 1 = 2.$$

Thus, suppose without loss of generality that δ' is a seam distinct from α and consider the possibilities for δ , observing that $\alpha \cap \delta = \emptyset$. If $\delta \cap \delta' = \emptyset$, the statement holds by Lemma 3.1. Otherwise, $\delta \cap \delta'$ can be at most two points with signed intersection at most ± 1 . We leave it to the reader to verify that, up to a homeomorphism of P , there is precisely one such seam δ_1 and two such waves δ_2 and δ_3 which are candidates for δ . See Figure 11.

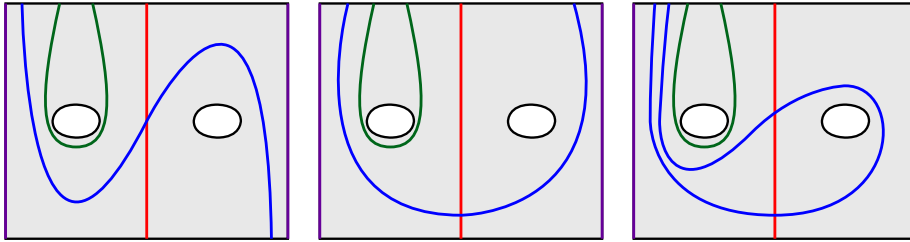


FIGURE 11. Three possibilities for a seam (left) or wave (middle and right) δ . Note that in each case there is a wave ε disjoint from δ and δ' .

However, we note that for each δ_i we may find a wave ε disjoint from $\delta_i \cup \delta'$, implying by Lemma 3.1 that $d_Y(w, w') \leq 2$. This completes the proof. \square

4. PROOF OF THE MAIN THEOREM

In order to prove the main theorem, we first turn to the proof of Theorem 4.1. We will not require the full generality of Theorem 4.1; however, it may be of independent interest. It provides a Lipschitz property for the projection of a path in $\mathcal{P}(\Sigma)$ to $\mathcal{P}(Y)$, where Y is the complementary subsurface of an $(n \times 1)$ -multicurve. The interested reader may compare Theorem 4.1 to Theorem 2 of [APS08] or Theorem 2 of [APS09].

Theorem 4.1. *Suppose that Q is an $(n \times 1)$ -multicurve in Σ such that $Y = \Sigma_Q$, and let v_0, \dots, v_p denote a path in $\mathcal{P}(\Sigma)$ such that $p \geq \bar{\chi}(Y)$. After a possible commutation of edges, there exists q such that $0 < q \leq p$ and*

$$d_Y(v_0, v_p) \leq q.$$

The proof of Theorem 4.1 is divided into Lemmas 4.1 and 4.2. For both lemmas, we suppose $Y = \cup_{i=1}^n Y_i$, where $\xi(Y_i) = 1$. In addition, let S_j denote the support of the j th elementary move and X_j denote the support of the path v_0, \dots, v_j . Note that $X_0 = \emptyset \subset X_1 \subset \dots \subset X_p \subset \Sigma$.

Lemma 4.1. *If X_p does not contain a component Y_i of Y , then*

$$d_Y(v_0, v_p) \leq p.$$

Proof. If $X_p \cap Y_i = \emptyset$, then $v_0 \cap Y_i = v_p \cap Y_i$ and $d_{Y_i}(v_0, v_p) = 0$. Otherwise $X_p \cap Y_i \neq \emptyset$ and Y_i contains an arc or curve $\alpha \subset \partial X_p \subset v_0 \cap v_p$. Observing that $d_{Y_i}(v_0, v_p) \leq d_{Y_i}(v_0, \pi_{Y_i}(\alpha))$, we may invoke Lemma 3.1, which implies that $d_{Y_i}(v_0, v_p) \leq 1$ if $Y_i = \Sigma_{1,1}$ and $d_{Y_i}(v_0, v_p) \leq 2$ if $Y_i = \Sigma_{0,4}$. Thus,

$$\begin{aligned} d_Y(v_0, v_p) &= \sum_{Y_i = \Sigma_{1,1}} d_{Y_i}(v_0, v_p) + \sum_{Y_i = \Sigma_{0,4}} d_{Y_i}(v_0, v_p) \\ &\leq \sum_{Y_i = \Sigma_{1,1}} 1 + \sum_{Y_i = \Sigma_{0,4}} 2 = \bar{\chi}(Y) \leq p, \end{aligned}$$

as desired. \square

Lemma 4.2. *If there exists $p' \leq p$ such that $X_{p'}$ contains a component Y_i of Y , then, after a possible commutation of edges, there exists q such that $0 < q \leq p'$ and*

$$d_Y(v_0, v_p) \leq q.$$

Proof. Choose an index $m < p'$, such that X_m does not contain a component Y_i of Y but X_{m+1} contains some Y_i . By commuting edges, we may further assume that X_{m+1} is connected. Note that if $m = 0$, then $X_{m+1} = Y_i$ for some

i and letting $q = 1$ completes the proof of the theorem. Thus, we may suppose that $m \geq 1$.

Let γ_j and γ'_j denote the unique curves in $v_{j-1} \setminus v_j$ and $v_j \setminus v_{j-1}$, respectively, so that the j th elementary move replaces $\gamma_j \in v_{j-1}$ with $\gamma'_j \in v_j$. For any j , $1 \leq j \leq m$, suppose for the moment that $X = X_j$ is connected, noting that $\xi(X) = |v_0 \setminus v_j| \leq j$. In addition, if g is the genus of X and $b = |\partial X|$, then $\xi(X) = 3g + b - 3$, whereas $\bar{\chi}(X) = 2g + b - 2$. Thus, $\bar{\chi}(X) \leq \xi(X) + 1$, with equality if and only if $g = 0$.

By assumption, no Y_i is contained in X , so for each Y_i that meets X , we have $d_{Y_i}(v_0, v_j) \leq 2$ as in the proof of Lemma 4.1. It follows that we may partition $\{Y_i\}$ into

$$\begin{aligned} T_0 &= \{Y_i : d_{Y_i}(v_0, v_j) = 0\}, \\ T_1 &= \{Y_i : d_{Y_i}(v_0, v_j) = 1\}, \\ T_2 &= \{Y_i : d_{Y_i}(v_0, v_j) = 2\}, \end{aligned}$$

and thus $d_Y(v_0, v_j) = |T_1| + 2|T_2|$. Let c_i denote any component of v_0 satisfying $d_{Y_i}(c, v_j) = d_{Y_i}(v_0, v_j)$. If $Y_i \in T_1, T_2$, then $c_i \subset \text{int}(X)$. Further, $\partial X \subset v_j$ and thus $d_{Y_i}(c_i, v_j) \leq d_{Y_i}(c_i, \partial X)$. It follows from Lemmas 3.3 and 3.4 that $\bar{\chi}_X(Y_i) \geq 1$ if $Y_i \in T_1$ and $\bar{\chi}_X(Y_i) \geq 2$ if $Y_i \in T_2$. Therefore $|T_1| + 2|T_2| \leq \sum \bar{\chi}_X(Y_i) \leq \bar{\chi}(X)$, and stringing inequalities together yields

$$(1) \quad d_Y(v_0, v_j) = |T_1| + 2|T_2| \leq \bar{\chi}(X) \leq \xi(X) + 1 \leq j + 1.$$

Of course, it may be the case that for some j' with $1 \leq j' \leq m$, the sub-surface $X_{j'}$ of Σ is not connected. However, for each connected component X of $X_{j'}$, we have that X is the union of supports of elementary moves, so we may perform a commutation of edges so that $X = X_j$ for some $j \leq j'$. (Here, X_j is the union of the first j elementary moves occurring in our new path of pants decompositions.) It follows that for any connected component $X (= X_j)$ of $X_{j'}$, if any of the inequalities in (1) is not sharp, the theorem is proved with $q = j$. Thus, we may suppose for the remainder of the proof that for such X ,

- (1) $|T_1| + 2|T_2| = \bar{\chi}(X)$, so that $\bar{\chi}_X(Y_i) = k$ for all $Y_i \in T_k$ ($k = 0, 1, 2$),
- (2) $\bar{\chi}(X) = \xi(X) + 1$, so that X is planar, and
- (3) $\xi(X) = j$, so that $\gamma'_k \neq \gamma_l$ for any $k, l \leq j$.

We break the remainder of the proof into a number of possibly overlapping cases, which in total will exhaust all possibilities, proving the statement in question.

Case 1. *There exists $j \leq m$ such that $X_j \cap \partial Y$ contains a wave.*

Proof. Let $X = X_j$ and suppose that for some i , there exists $\gamma \subset \partial Y_i$ such that $\gamma \cap X$ contains a wave δ . By the above arguments, we may assume X is connected after commuting edges in $\mathcal{P}(\Sigma)$. Since X is planar, δ separates X into two subsurfaces X' and X'' such that $\bar{\chi}_X(X') \equiv \bar{\chi}_X(X'') \equiv \frac{1}{2} \pmod{1}$. However, for every i , we have by our above assumptions on X that each Y_i contributes a component of integral Euler characteristic to X . It follows that either $\bar{\chi}_X(X' \setminus \cup\{Y_i\})$ or $\bar{\chi}_X(X'' \setminus \cup\{Y_i\})$ is positive; hence $|T_1| + 2|T_2| < \bar{\chi}(X)$ and the theorem is proved. \square

If a cornered component D of $X_j \cap Y_i$ has a bigon boundary component, then $X_j \cap \partial Y_i$ contains a wave and the theorem holds by Case 1. Thus, we may assume from this point forward that no D has a bigon boundary component. For any j , with $1 \leq j \leq m$, suppose that $X_j \cap Y_i$ contains a pair of pants component P such that $\partial P \subset \partial X_j \cup \partial Y_i$. We call such P a *full pair of pants*.

Case 2. *There is a j with $1 \leq j \leq m$ such that $X_j \cap Y$ contains a full pair of pants.*

Proof. Suppose X_j is connected and $X_j \cap Y_i$ contains a full pair of pants P . Then a component γ of ∂X_j is essential in Y_i , implying that $\pi_{Y_i}(v_0) = \pi_{Y_i}(v_j) = \{\gamma\}$. Hence $d_{Y_i}(v_0, v_j) = 0$ but $\bar{\chi}_{X_j}(Y_i) \geq 1$, and again $|T_1| + 2|T_2| < \bar{\chi}(X_j)$. \square

Case 3. *The curve $\gamma_{m+1} = v_m \setminus v_{m+1}$ is separating in X_{m+1} .*

Proof. Suppose without loss of generality that $Y_1 \subset X_{m+1}$. If $X_m \cap \partial Y_1 = \emptyset$, then $X_m \cap Y_1 = \emptyset$, as the only nontrivial subsurfaces of Y_1 have at least one boundary component isotopic into ∂Y_1 . Thus, X_{m+1} is the disjoint union of X_m and S_{m+1} and $Y_1 \subset S_{m+1}$. In this case we may commute edges in $\mathcal{P}(\Sigma)$ so that $Y_1 \subset S_1$ and $m = 0$, which is addressed above. Thus, suppose $X_m \cap \partial Y_1 \neq \emptyset$. If $\partial Y_1 \subset X_m$, then either Y_1 is contained in a component of X_m (which we have assumed does not occur) or $X_m \cap Y_1$ contains a full pair of pants P (which refers us to Case 2). Hence, assume that $\partial X_m \cap \partial Y_1 \neq \emptyset$. Since $\partial Y_1 \subset X_{m+1}$, we have that if γ_{m+1} separates X_{m+1} , then there is a component X' of X_m such that γ_{m+1} is isotopic in Σ to a single component γ of $\partial X'$, and $\partial X' \cap \partial Y_1 \subset \gamma \cap \partial Y_1$, implying that $X' \cap \partial Y_1$ contains a wave as in Case 1. \square

By ruling out Case 3, we may assume from this point forward that γ_{m+1} is nonseparating in X_{m+1} , and, as a consequence, X_m is connected and γ_{m+1} is isotopic in Σ to two distinct components of ∂X_m . In addition, $\bar{\chi}(X_m) = \bar{\chi}(X_{m+1})$, $\gamma'_k \neq \gamma_l$ for any $k, l \leq m$, and by (1) above, we have $d_Y(v_0, v_m) \leq m + 1$. Recall our assumption that Y_1 is contained in X_{m+1} .

Case 4. $Y_1 \subset X_{m+1}$ is a punctured torus.

Proof. Since $\bar{\chi}_{X_m}(Y_1) = \bar{\chi}_{X_{m+1}}(Y_1) = 1$, our previous assumptions imply $d_{Y_1}(v_0, v_m) = 1$ and there is a component R of $X_m \cap Y_1$ such that $\bar{\chi}_{X_m}(R) = 1$. If R is a full pair of pants, we refer to Case 2. Since $|\partial Y_1| = 1$, R is not a rectangular annulus; hence suppose that R is an octagon. If $X_m \cap \partial Y_1$ contains a wave, refer to Case 1. Otherwise $R \cap \partial Y_1$ consists of four seams in X_m connecting the two components γ' and γ'' of ∂X_m that are isotopic to γ_{m+1} . Any two of these seams separate the planar surface X_m ; hence four such seams cannot cobound an octagon R . \square

Case 5. $Y_1 \subset X_{m+1}$ is a 4-punctured sphere.

Proof. The bulk of the proof of the theorem will be devoted to this case, which can easily be seen to exhaust all possibilities. Since $\bar{\chi}_{X_m}(Y_1) = \bar{\chi}_{X_{m+1}}(Y_1) = 2$, our previous assumptions imply $d_{Y_1}(v_0, v_m) = 2$ and there is a component R of $X_m \cap Y_1$ such that $\bar{\chi}_{X_m}(R) = 2$. Lemma 3.4 asserts that R is a rectangular pair of pants such that $\partial X_m \cap Y_1$ contains a single class of arc, a seam $[\alpha]$. Let q_1 and q_2 denote the curve components of ∂R contained entirely in X_m , noting that q_1 and q_2 are isotopic to curves in ∂Y_1 .

By arguments in the proof of Lemma 4.1, we have $d_{Y_i}(v_0, v_{m+1}) \leq \bar{\chi}_{X_{m+1}}(Y_i)$ if Y_i is not contained in X_{m+1} . If for every i , $d_{Y_i}(v_0, v_{m+1}) \leq \bar{\chi}_{X_{m+1}}(Y_i)$ then as in (1) above,

$$(2) \quad d_Y(v_0, v_{m+1}) \leq \bar{\chi}(X_{m+1}) = \bar{\chi}(X_m) \leq \xi(X_m) + 1 \leq m + 1,$$

completing the proof. Otherwise, we may suppose without loss of generality that for, say, Y_1 we have $d_{Y_1}(v_0, v_{m+1}) > \bar{\chi}_{X_{m+1}}(Y_1)$. It follows that Y_1 must be contained in X_{m+1} , and we choose Y_1 so that $d_{Y_1}(v_0, v_{m+1})$ is maximal over $\{Y_i\}$. Note that $\gamma_{m+1} \in v_m$ intersects R in two arc boundary components isotopic to α in Y_1 . By assumption, every curve of $v_m \cap \text{int}(R)$ is one of the curves γ'_k , where $k \leq m$, and as $\gamma'_k \neq \gamma_{m+1}$, we have $\gamma'_k \in v_{m+1}$. If some γ'_k meets R in an arc or curve δ , then δ is also a component of $v_{m+1} \cap Y_1$. We will show that either one of the previous cases holds, or there is such a γ'_k and $\delta \subset \gamma'_k \cap R$ satisfying $d_{Y_1}(v_0, \delta) \leq 2$. In this case, $d_{Y_1}(v_0, v_{m+1}) \leq 2$ and (2) holds, completing the proof.

Suppose that for some $j < m$, $q_1 \cap X_j$ contains an arc. Since $q_1 \subset X_m$, we may choose j such that $q_1 \cap X_j$ contains an arc but q_1 is contained entirely within X_{j+1} . As X_{j+1} is planar, γ_j is separating in X_{j+1} , and there is a component X' of X_j such that γ_j is isotopic to a component of $\partial X'$ containing $q_1 \cap \partial X'$. Hence, $q_1 \cap X'$ contains a wave, and we refer to Case 1. A parallel

argument shows the same to be true if $q_2 \cap X_j$ contains an arc.

We now undertake a careful analysis of the stages at which $d_{Y_1}(v_0, v_j)$ grows with j . To this end, let r_1 be the smallest index for which $d_{Y_1}(v_0, v_{r_1}) > 0$. This implies $\overline{\chi}_{X_{r_1-1}}(Y_1) = 0$ and $\pi_{Y_1}(v_0) \subset \pi_{Y_1}(v_{r_1-1})$. After commutations, we may assume that X_{r_1-1} is connected. Suppose first that $d_{Y_1}(v_0, v_{r_1}) = 2$. Then $\overline{\chi}_{X_{r_1}}(Y_1) = 2$; hence $\overline{\chi}(X_{r_1} \setminus X_{r_1-1}) \geq 2$, which implies that X_{r_1} is the disjoint union of X_{r_1-1} and S_{r_1} . Thus, $S_{r_1} \cap Y_1$ is a rectangular pair of pants, q_1 and q_2 are isotopic into ∂S_{r_1} , and γ'_{r_1} meets R in an arc or curve δ . Applying Lemma 3.7 with $X = X_{r_1}$, for any component δ' of $v_{r_1-1} \cap Y_1$, we have $d_{Y_1}(\delta', \delta) \leq 2$. Thus, $d_{Y_1}(v_0, \delta) \leq d_{Y_1}(v_{r_1-1}, \delta) \leq 2$, completing the proof.

On the other hand, suppose that $d_{Y_1}(v_0, v_{r_1}) = 1$. As X_{r_1-1} is connected, $\overline{X_{r_1} \setminus X_{r_1-1}}$ is either a pair of pants (if X_{r_1-1} and $\text{int}(S_{r_1})$ overlap) or a 4-punctured sphere (if X_{r_1-1} and S_{r_1} are disjoint). By Lemma 3.3 and our previous assumptions, there is a component Q_1 of $X_{r_1} \cap Y_1$ such that $\overline{\chi}_{X_{r_1}}(Q_1) = 1$. If Q_1 is a full pair of pants, we refer to Case 2, so we may assume that Q_1 is either an octagon or a rectangular annulus. In addition, $d_{Y_1}(v_{r_1-1}, v_{r_1}) > 0$ implies that there is an arc $\mu \subset \gamma_{r_1} \cap Y_1$ such that $\pi_{Y_1}(\mu) \not\subset \pi_{Y_1}(v_{r_1})$. In particular, this implies that Q_1 meets γ_{r_1} . If $X_{r_1} \setminus X_{r_1-1}$ is a pair of pants, then $Q_1 \cap X_{r_1-1}$ is a collection of rectangles joining *distinct* boundary components of X_{r_1-1} , or else $X_{r_1-1} \cap \partial Y_1$ contains a wave and we refer to Case 1. In the former case, each arc of $\gamma_{r_1} \cap Y_1$ is parallel in Y_1 to an arc of $(v_0 \cap v_{r_1}) \cap Y_1$, and thus $\pi_{Y_1}(v_0) \subset \pi_{Y_1}(v_{r_1})$, a contradiction (see Figure 12). It follows that $\overline{X_{r_1} \setminus X_{r_1-1}}$ is the 4-punctured sphere S_{r_1} .

If a boundary arc of $Q_1 \subset R$ meets q_1 or q_2 , then $q_1 \cap X_{r_1}$ or $q_2 \cap X_{r_1}$ contains an arc, completing the proof of the theorem as described above. Otherwise, boundary arcs of Q_1 avoid q_1 and q_2 . Suppose that γ'_{r_1} meets Q_1 in an arc δ and let δ' be any arc of $v_{r_1-1} \cap Y_1$. If $\delta' \cap \delta = \emptyset$, then $d_{Y_1}(\delta', \delta) \leq 2$ by Lemma 3.1. On the other hand, if $\delta' \subset Q_1$ and Q_1 is a rectangular annulus, Lemma 3.6 asserts that $d_{Y_1}(\delta', \delta) \leq 2$. If $\delta' \subset Q_1$ and Q_1 is an octagon, then we note that $v_{r_1-1} \cap X_m$ and $v_{r_1} \cap X_m$ are pants decompositions of X_m , $\delta' \subset v_{r_1-1} \cap R$, $\delta \subset v_{r_1} \cap R$, and both δ and δ' avoid q_1 and q_2 . In this case we apply Lemma 3.7, which asserts $d_{Y_1}(\delta', \delta) \leq 2$. In any case, $d_{Y_1}(v_0, \delta) \leq d_{Y_1}(v_{r_1-1}, \delta) \leq 2$, completing the proof.

Thus, we may assume that γ'_{r_1} avoids Q_1 , and since $Q_1 \subset S_{r_1}$ and γ'_{r_1} cuts S_{r_1} into two pairs of pants, Q_1 cannot be an octagon by Lemma 3.5. For the

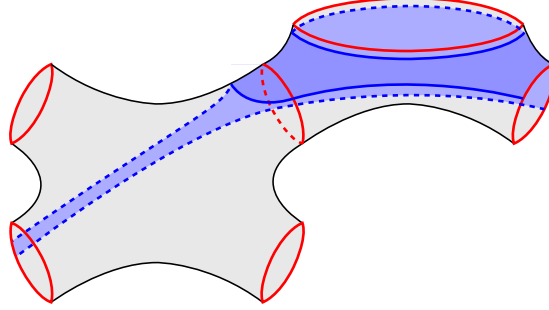


FIGURE 12. The case in which $\overline{X_{r_1} \setminus X_{r_1-1}}$ is a pair of pants. Here $\gamma_{r_1} \cap Y_1$ is parallel to an arc of $\partial X_{r_1} \cap Y_1$.

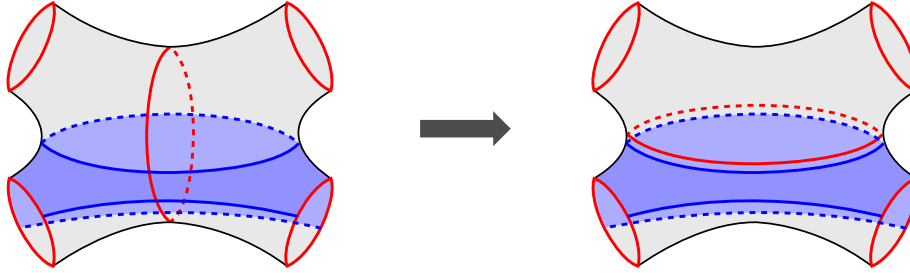


FIGURE 13. Pants move from v_{r_1-1} to v_{r_1} with support S_{r_1} . The curve γ'_{r_1} is isotopic to the curve component q of ∂Q_1 .

remainder of the proof, we suppose that Q_1 is a rectangular annulus and let q denote the boundary curve of Q_1 . As γ'_{r_1} avoids Q_1 , it must be isotopic to q by Lemma 3.5. In addition, $q \subset \text{int}(X_{r_1})$ implies $q \subset \partial Y_1$ and thus $q \subset \partial R$. See Figure 13. Suppose without loss of generality that $q = q_1$. Since Q_1 is a rectangular annulus, there is an arc component, call it β , of $\partial Q_1 \subset v_{r_1} \cap Y_1$ which is not isotopic to α . Note that β is a seam in Y_1 that separates q_1 from q_2 in R . See Figure 14.

Observe that $\beta \subset (\partial X_{r_1} \cap Y_1) \subset (v_0 \cap v_{r_1}) \cap Y_1$, so by Lemma 3.1, $d_{Y_1}(v_0, \beta) \leq 2$. If $[\beta] \in [v_m \cap Y_1]$, then there is an arc $\delta \subset v_m \cap R$ isotopic to β , and $d_{Y_1}(v_0, \delta) \leq 2$, completing the proof. Therefore, we suppose that $[\beta] \notin [v_m \cap Y_1]$. Let l denote the smallest index such that $[\beta] \notin [v_l \cap Y_1]$, let X'_{l-1} be the component of X_{l-1} containing Q_1 , and let X'_l be the component of X_l containing X'_{l-1} . Since $\beta \subset v_{r_1} \cap Y_1$, we have $r_1 < l$, and

by previous assumptions, $\overline{\chi}_{X'_l}(Y_1) = 1$ or 2 (since its value is an integer). We have assumed $[\beta] \in [v_{l-1} \cap Y_1]$ but $[\beta] \notin [v_l \cap Y_1]$, which implies that $[\beta] \in [\gamma_l \cap Y_1]$. By Lemma 3.1, we have that for any arc δ' of $v_0 \cap Y_1$, either $d_{Y_1}(\delta', \alpha) \leq 1$ or $d_{Y_1}(\delta', \beta) \leq 1$. It follows that $d_{Y_1}(v_0, v_{l-1}) = 1$. If, in addition, $d_{Y_1}(v_0, v_l) = 1$, then $\overline{\chi}_{X'_l}(Y_1) = 1$ and $X'_l \cap Y_1$ contains a rectangular annulus D such that $Q_1 \subset D$ and thus $[\beta] \in [\partial X'_l \cap D] \subset [v_l \cap Y_1]$, a contradiction.

It follows that $d_{Y_1}(v_0, v_l) = 2$, so that $X'_l \cap Y_1$ contains a rectangular pair of pants, which is necessarily contained in R . Also, $X'_l \setminus \eta(\gamma_l)$ has two components, X'_{l-1} and another component we will call S , where $\overline{\chi}_S(Y_1) = 1$ and $S \cap Y_1$ contains a rectangular annulus Q' . Let q' denote the boundary curve of Q' , noting that q' is isotopic to q_2 .

If S is a pair of pants, q' is isotopic to a curve in ∂X_l . As $Q' \subset S_l$ we have that γ'_l meets Q' by Lemma 3.5, and since q_1 is isotopic to γ'_r , both γ_l and γ'_l avoid q_1 and q_2 . Further, $v_{l-1} \cap X_m$ and $v_l \cap X_m$ are pants decompositions of X_m which avoid q_1 and q_2 , so we satisfy the hypotheses of Lemma 3.7. Following the proof of Lemma 3.7, we have that $v_{l-1} \cap R$ contains seams isotopic to α and β . If δ is an arc of $\gamma'_l \cap Q_1 \subset \gamma'_l \cap R$, then δ is disjoint from α and either δ disjoint from β , or δ is one of δ_1 , δ_2 , or δ_3 , where δ_1 is a seam meeting β once, δ_2 is a wave meeting β once, and δ_3 is a wave meeting β twice, as pictured in Figure 11. Lemma 3.7 implies that for such δ , we have $d_{Y_1}(\alpha, \delta) \leq 1$ unless $\delta = \delta_1$, in which case $d_{Y_1}(\alpha, \delta_1) = 2$, and for all δ , $d_{Y_1}(\beta, \delta) \leq 2$. Now, let δ' be any arc of $v_0 \cap Y_1$ such that $[\delta'] \neq [\alpha], [\beta]$. As $[\alpha], [\beta] \in [v_0 \cap Y_1]$, we may regard δ' as an arc in R disjoint from α and β , so by Lemma 3.1, $d_{Y_1}(\delta', \alpha) = 1$. For $\delta \neq \delta_1$,

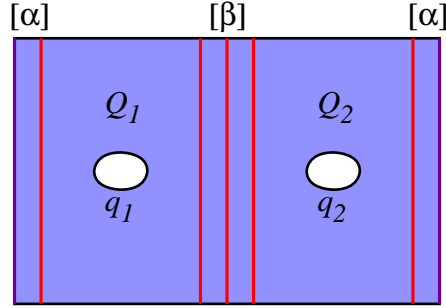
$$(3) \quad d_{Y_1}(\delta', \delta) \leq d_{Y_1}(\delta', \alpha) + d_{Y_1}(\alpha, \delta) \leq 2.$$

On the other hand, there is a wave ε disjoint from both δ' and δ_1 , so

$$(4) \quad d_{Y_1}(\delta', \delta) \leq d_{Y_1}(\delta', \varepsilon) + d_{Y_1}(\varepsilon, \delta) \leq 2.$$

Therefore, $d_{Y_1}(v_0, \delta) \leq 2$, completing the proof.

Suppose now that S is not a pair of pants, so that S is a component of X_{l-1} that is not X'_{l-1} . As such, we may (temporarily) commute edges in $\mathcal{P}(\Sigma)$ so that $S = X_j$ for some j . Recall that $\overline{\chi}_S(Y_1) = 1$, and since $S = X_j$ is connected, we have that $d_{Y_1}(v_0, v_j) = 1$ and there exists an index s such that $d_{Y_1}(v_0, v_s) = 1$ but $d_{Y_1}(v_0, v_{s-1}) = 0$. A parallel argument to the one above pertaining to Q_1 shows that there is a component $Q_2 \subset Q'$ of $X_s \cap Y_1$ contained in the 4-punctured sphere S_s such that Q_2 is a rectangular annulus whose curve boundary q_2 is isotopic to the curve γ'_s , the unique curve in

FIGURE 14. The rectangular annulus R .

$v_s \setminus v_{s-1}$. Now, note that reversing the commutation may result in a reindexing, but the sets of curves $\{\gamma'_1, \dots, \gamma'_m\}$ and supports $\{S_1, \dots, S_m\}$ are not changed. Thus, we conclude that s corresponds to some index r_2 after reversing the commutation such that $Q_2 \subset X_{r_2} \cap Y_1$, $Q_2 \subset S_{r_2}$, and the boundary curve q_2 of Q_2 is isotopic to γ'_{r_2} .

To summarize, we have that $X_m \cap Y_1 = R$, a rectangular annulus, and R is a union of Q_1 , Q_2 , and (possibly) some rectangles. Further, for $i = 1, 2$ the arc components of $\text{Fr}_{Y_1} Q_i$ are isotopic to α and β , and γ'_{r_i} is isotopic to q_i , the curve boundary component of Q_i , which coincides with a curve boundary component of R . See Figure 14 for a schematic of R . Since $Q_i \subset S_{r_i}$, it follows that $\Sigma \setminus \eta(v_{r_i})$ has a pair of pants component P_i containing Q_i . Since $[\beta] \in [v_{r_1} \cap Y_1]$ but $[\beta] \notin [v_m \cap Y_1]$, there is (at least) one boundary component σ_i of P_i such that $\sigma_i \notin v_m$. If two boundary components σ_i and σ'_i of P_i are not in v_m , choose σ_i so that there is an index t_i such that $\sigma_i \notin v_{t_i}$ but $\sigma'_i \in v_{t_i}$.

There are two final possibilities to consider which will complete the proof of the theorem. First, suppose that $\sigma_1 = \sigma_2$ in Σ (see Figure 15). In this case, $Q_1 \cup Q_2$ is contained in the support S_t of an elementary move; as such the intersection of S_t and Y_1 contains a rectangular pair of pants, which necessarily meets γ'_t in an arc δ . We note that $v_{t-1} \cap X_m$ and $v_t \cap X_m$ are pants decompositions of X_m meeting the hypotheses of Lemma 3.7. Further, as discussed above, since $[\alpha], [\beta] \in v_0 \cap Y_1$, we have that for any arc δ' of $v_0 \cap Y_1$ such that $[\delta'] \neq [\alpha], [\beta]$, either (3) or (4) is satisfied. It follows that $d_{Y_1}(v_0, \delta) \leq 2$, completing the proof.

The other possibility is that $\sigma_1 \neq \sigma_2$ (see Figure 16). In this case, we may suppose without loss of generality that σ_1 is replaced in an elementary move before the replacement of σ_2 , so that there is an index t such that

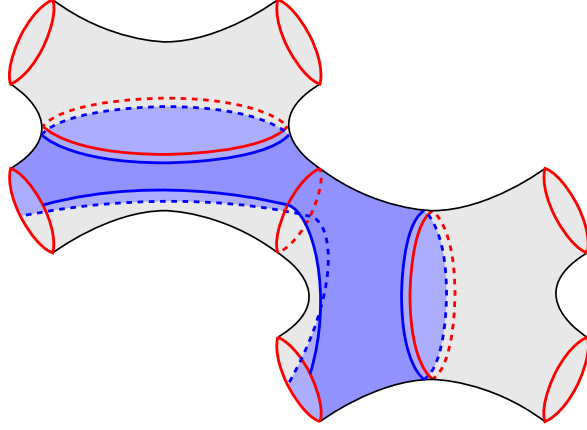


FIGURE 15. A possible embedding of R in X_m in the case that $\sigma_1 = \sigma_2$.

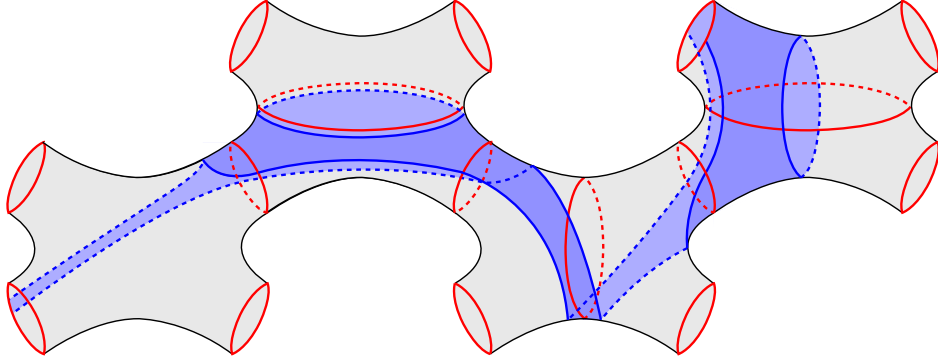


FIGURE 16. A possible embedding of R in X_m in the case that $\sigma_1 \neq \sigma_2$. Here we have shown the case in which $\sigma_1 = \gamma_t$ is replaced by an elementary move before γ_{r_2} (far right) is replaced by γ'_{r_2} , isotopic to q_2 .

$\sigma_1 = \gamma_t \notin v_t$ and $\sigma_2 \in v_t$. Thus, γ_t is a boundary component of P_1 and we have $Q_1 \subset P_1 \subset S_t$. Further, q_1 is isotopic to a curve in ∂S_t , so by Lemma 3.5, γ'_t meets Q_1 and there is an arc $\delta \subset \gamma'_t \cap (Y_1 \setminus \eta(Q_2))$. Let δ' be any arc of $v_0 \cap Y_1$. As $[\alpha], [\beta] \in [v_0 \cap Y_1]$, we have that either $\delta' \subset Q_2$ or $\delta \cap Q_2 = \emptyset$. In the first case, $d_{Y_1}(\delta', \delta) \leq 2$ by Lemma 3.1. Otherwise, $\delta \subset Y_1 \setminus \eta(Q_2)$, and since $Y_1 \setminus \eta(Q_2)$ is a rectangular annulus, we may invoke Lemma 3.6 to conclude that $d_{Y_1}(\delta', \delta) \leq 2$. In any case, we have $d_{Y_1}(v_0, \delta) \leq 2$, as desired. \square

This exhausts all possible cases, completing the proof of the lemma. \square

Before proceeding, we note that Lemma 4.2 holds for paths of any length, not only those of length $\overline{\chi}(Y)$ or greater.

Proof of the Main Theorem. Let v_0, \dots, v_p be a geodesic in $\mathcal{P}(\Sigma)$ such that v_0 and v_p contain Q , with $Y = \bigcup Y_i$ the complementary subsurface of Q . Recall that $d_Q(v_0, v_p) = d_Y(v_0, v_p)$, and suppose towards a contradiction that v_1 does not contain Q . Then any curve γ in $v_0 \cap \text{int}(Y)$ is also in v_1 ; hence $\pi_Y(v_0) = \pi_Y(v_1)$. Let q be an index such that

$$d_Y(v_1, v_q) \leq q - 1,$$

chosen so that q is maximal with respect to all possible commutations of the path v_1, \dots, v_p . We will prove that $q = p$, which implies that

$$d(v_0, v_p) \leq d_Q(v_0, v_p) = d_Y(v_0, v_p) = d_Y(v_1, v_p) = p - 1.$$

This will contradict the assumption that v_0, \dots, v_p is a geodesic and will complete the proof of the theorem.

Trivially, $q \geq 1$. Let X_j denote the support of the path v_q, \dots, v_p , where $q \leq j \leq p$. By Lemma 4.2, if X_p contains a component Y_i of Y , then after a possible commutation of edges there exists q' such that $q < q' \leq p$ and $d_Y(v_q, v_{q'}) \leq q' - q$, and thus

$$d_Y(v_1, v_{q'}) \leq d_Y(v_1, v_q) + d_Y(v_q, v_{q'}) \leq q' - 1,$$

contradicting the maximality of q . Thus, we may assume that X_p does not contain a component Y_i of Y .

We will show that $v_p \cap Y \subset v_q \cap Y$. Suppose by way of contradiction that there is an index i and a curve $\gamma' \subset v_p \cap Y_i$ such that $\gamma' \not\subset v_q$. Then $\gamma' \subset \text{int}(X_p)$. For each curve $\gamma'' \subset \partial Y_i$, either $\gamma'' \not\subset v_q$, in which case $\gamma'' \subset \text{int}(X_p)$ or $\gamma'' \in v_q$, in which case $\gamma'' \subset \partial X_p$. In any case, we have $Y_i \subset X_p$, a contradiction.

Since $v_p \cap Y$ contains only curves, $v_p \cap Y \subset v_q \cap Y$ implies $\pi_Y(v_p) = \pi_Y(v_q)$ and $d_Y(v_q, v_p) = 0$; thus by the maximality of q , we conclude $q = p$. Hence, as noted above, we have that $d(v_0, v_p) \leq p - 1$, contradicting that our path is a geodesic and completing the proof. \square

REFERENCES

- [ALPS12] Javier Aramayona, Cyril Lecuire, Hugo Parlier, and Kenneth J Shackleton, *Convexity of strata in diagonal pants graphs of surfaces*, Publicacions Matemàtiques **57** (2012), no. 1, 219–237.
- [APS08] Javier Aramayona, Hugo Parlier, and Kenneth J Shackleton, *Totally geodesic subgraphs of the pants complex*, Math. Res. Lett **15** (2008), no. 2, 309–320.

- [APS09] Javier Aramayona, Hugo Parlier, and Kenneth Shackleton, *Constructing convex planes in the pants complex*, Proceedings of the American Mathematical Society **137** (2009), no. 10, 3523–3531.
- [Ara10] Javier Aramayona, *Simplicial embeddings between pants graphs*, Geometriae Dedicata **144** (2010), no. 1, 115–128.
- [BF06] Jeffrey Brock and Benson Farb, *Curvature and rank of Teichmüller space*, American journal of mathematics (2006), 1–22.
- [BM07] Jeffrey Brock and Dan Margalit, *Weil–petersson isometries via the pants complex*, Proceedings of the American Mathematical Society **135** (2007), no. 3, 795–803.
- [BM08] Jason A Behrstock and Yair N Minsky, *Dimension and rank for mapping class groups*, Annals of Mathematics **167** (2008), 1055–1077.
- [BMM11] Jeffrey Brock, Howard Masur, and Yair Minsky, *Asymptotics of weil–petersson geodesics ii: bounded geometry and unbounded entropy*, Geometric and Functional Analysis **21** (2011), no. 4, 820–850.
- [Bro01] Jeffrey Brock, *Weil–Petersson translation distance and volumes of mapping tori*, Comm. Anal. Geom (2001).
- [Bro03] ———, *The Weil–Petersson metric and volumes of 3-dimensional hyperbolic convex cores*, Journal of the American Mathematical Society **16** (2003), no. 3, 495–535.
- [Est13] José L Estévez, *Large flats in the pants graph*, arXiv preprint arXiv:1306.3170 (2013).
- [Ham05] Ursula Hamenstaedt, *Geometry of the mapping class groups III: Quasi-isometric rigidity*, arXiv preprint math/0512429 (2005).
- [Joh06] Jesse Johnson, *Heegaard splittings and the pants complex*, Algebraic & Geometric Topology **6** (2006), 853–874.
- [Mar04] Dan Margalit, *Automorphisms of the pants complex*, Duke Mathematical Journal **121** (2004), no. 3, 457–480.
- [Mas76] Howard Masur, *The extension of the Weil–Petersson metric to the boundary of Teichmüller space*, Duke Mathematical Journal **43** (1976), no. 3, 623–635.
- [MM00] Howard A Masur and Yair N Minsky, *Geometry of the complex of curves II: Hierarchical structure*, Geometric and Functional Analysis **10** (2000), no. 4, 902–974.
- [Wol03] Scott A. Wolpert, *Geometry of the Weil–Petersson completion of Teichmüller space*, Surveys in Differential Geometry **VIII** (2003), 357–393.
- [Zup13] Alexander Zupan, *Bridge and pants complexities of knots*, Journal of the London Mathematical Society **87** (2013), no. 1, 43–68.

DEPARTMENT OF MATHEMATICS, UNIVERSITY OF TEXAS AT AUSTIN, 1 UNIVERSITY STATION C1200, AUSTIN, TX 78712, U.S.A.

E-mail address: staylor@math.utexas.edu

DEPARTMENT OF MATHEMATICS, UNIVERSITY OF TEXAS AT AUSTIN, 1 UNIVERSITY STATION C1200, AUSTIN, TX 78712, U.S.A.

E-mail address: zupan@math.utexas.edu