

Graphical law beneath each written natural language

Anindya Kumar Biswas, Department of Physics;
North-Eastern Hill University, Mawkynroh-Umshing, Shillong-793022.
email:anindya@nehu.ac.in

December 3, 2024

Abstract

We study twenty four written natural languages. We draw in the log scale, number of words starting with a letter vs rank of the letter, both normalised. We find that all the graphs are of the similar type. The graphs are tantalisingly closer to the curves of reduced magnetisation vs reduced temperature for magnetic materials. We make a weak conjecture that a curve of magnetisation underlies a written natural language.

I Introduction

Our world is alive with languages. Some are spoken by many. Some are spoken by few. English is a language known to large part of the world. Languages are there yet to be discovered.

Like English there are languages which use written scripts. Many others exist in spoken form. A subset of languages of the world use alphabets. A subset have dictionaries. Official language in most part of the world is English. Dictionaries from English to a natural language is of common availability.

A Dictionary is where words beginning with alphabets are recorded in their relative abundances. Few alphabets are heavily used. Few are scantily done so. Number of alphabets vary from a language to another language.

Linguistics about Zipf's law and its variants has been a subject of interesting intense computational physics study for quite some time [1]. Moreover, Drod etal, [2], have observed trace of scaling in verbs, in English and Polish languages respectively. In this work we study the word contents along the alphabets in a language. We arrange the alphabets in ascending order of their ranks. The alphabet with the highest number of words starting with is of rank one. For a natural language, a dictionary from it to English, is a natural choice for this type of study.

In the next section we describe our method of study. In the following section, we describe the standard curves of magnetisation of Ising model. In the ensuing

section, section IV, we describe our graphical results. Then we comment about the generality and then pre-conclude about the graphical law, the tantalising similarity of the curves to that of curves of magnetisation, in the in the section V. We go on to add two more languages to our study in the section VI, followed by a section, section VII, on successive normalisations. We end up through conclusion, acknowledgement and an appendix providing language datas of this module in the sections VIII, IX and X. In the next five modules, we extend our conjecture of graphical law to verbs, adverbs and adjectives, before proceeding to verify the existence of the graphical law in the chinese usages and in all components of the Lakher(Mara) language.

II Method of study

We take bilingual dictionaries of different languages ([3]-[26]), say Spanish to English, English to English, Sanskrit to English etc. Then we count pages associated with each letter and multiply with average number of words belonging to a page. In the case of Webster's dictionary the variation of words from page to page is more. For other dictionaries, variation is very less, of two to three words. We have counted each dictionary only once. Hence, our quantitative method is semi-rigorous.

For each language, we assort the letters according to their rankings. We take natural logarithm of both number of words, denoted by f and the respective rank, denoted by k . k is a positive integer starting from one. Since each language has a letter, number of words initiating with it being very close to one, we attach a limiting rank, k_{lim} , and a limiting number of word to each language. The limiting rank is just maximum rank plus one and the limiting number of word is one. As a result both $\frac{\ln f}{\ln f_{max}}$ and $\frac{\ln k}{\ln k_{lim}}$ varies from zero to one. Then we plot $\frac{\ln f}{\ln f_{max}}$ against $\frac{\ln k}{\ln k_{lim}}$.

III Magnetisation

For an Ising model, in Bragg-Williams approximation([29], [30]), in absence of magnetic field, spontaneous magnetisation per lattice site, in unit of Bohr magneton, or, reduced spontaneous magnetisation, $\frac{M}{M_{max}}$ is \bar{L}_0 . \bar{L}_0 ranges from zero to one in magnitude. Variation of magnetisation with reduced temperature, $\frac{T}{T_c}$, is given by

$$\ln \frac{1 + \bar{L}_0}{1 - \bar{L}_0} = \frac{2\bar{L}_0}{\frac{T}{T_c}}. \quad (1)$$

Plot of \bar{L}_0 vs $\frac{T}{T_c}$ is used as reference curve. In the presence of magnetic field, the curve bulges outward.

Bragg-Williams approximation is a Mean-Field theory approximation. An approximation of Ising model, which is improvement over Bragg-Williams, is Bethe-Peierls approximation([29]). For γ neighbours, in Bethe-Peierls approximation([29]),

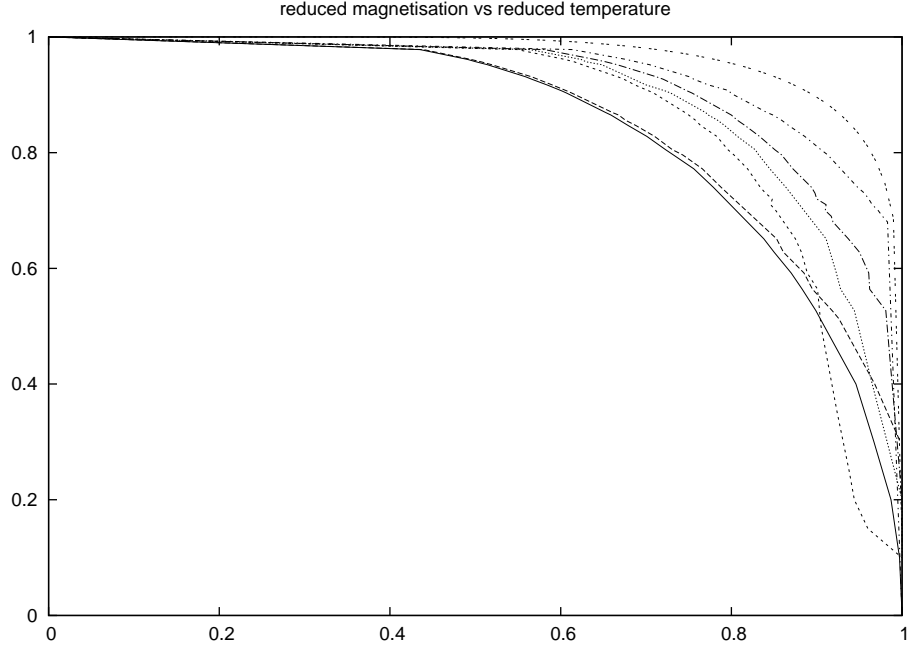


Figure 1: Reduced magnetisation vs reduced reduced temperature for Bragg-Williams(lower two curves, outer one in presence of magnetic field, $c = 0.01$) , Bethe-Peierls(middle lines, for $\gamma = 3.9, 4, 4.1, 4.3$, outward) and Onsager solutions(upper graph). Vertical axis refers to reduced magnetisation and horizontal axis represents reduced temperature.

reduced magnetisation varies with reduced temperature as

$$\frac{0.693}{\ln \frac{factor-1}{factor^{\frac{\gamma-1}{\gamma}} - factor^{\frac{1}{\gamma}}}} = \frac{T}{T_c}; factor = \frac{\frac{M}{M_{max}} + 1}{1 - \frac{M}{M_{max}}}. \quad (2)$$

In the case of exact, unapproximated, solution of two dimensional Ising model, by Onsager, reduced spontaneous magnetisation varies with reduced temperature as [31]

$$\frac{M}{M_{max}} = [1 - (\sinh 2 \frac{0.4406868}{T_c})^{-4}]^{1/8}.$$

The three curves are shown in the same figure, fig.1.

For a snapshot of different kind of magnetisation curves for magnetic materials the reader is urged to give a google search "reduced magnetisation vs reduced temperature curve". Moreover, whenever we write Bragg, it will stand for Bragg-Williams approximation; Bethe will represent Bethe-Peierls approximation.

IV Results

English, German, French, Italian, Spanish, Russian are some languages from Europe. Turkmen is the language of Turkmenistan. In South-Africa, a version of English termed South-African English is in vogue. Arabic is one major language in the Middle-East. In South-East Asia, Sanskrit, Urdu, Hindi, Kachin, Tibetan, Sinhalese, Nepali, Kannada, Assamese are among the main languages. In India few tribal languages are Onge in little Andaman; Taraon, Abor-Miri in Arunachal Pradesh; Lushai(Mizo) in Mizoram; Khasi, Garo in Meghalaya.

We study dictionaries([3]-[26]) of these languages. We put our results in the form of plots in separate panels,(25-5). On each plot we superimpose the best fit curve of magnetisation as a comparator. On the reference curve by reference curve basis, we put our results in graphical form, here, in different subsections. In the panel, fig.6, we superimpose Onsager solution on six selected languages for closer scrutiny.

IV.1 Bragg-Williams approximation

We start our results with languages very close to Bragg-Williams approximation line, fig.25 and fig.26.

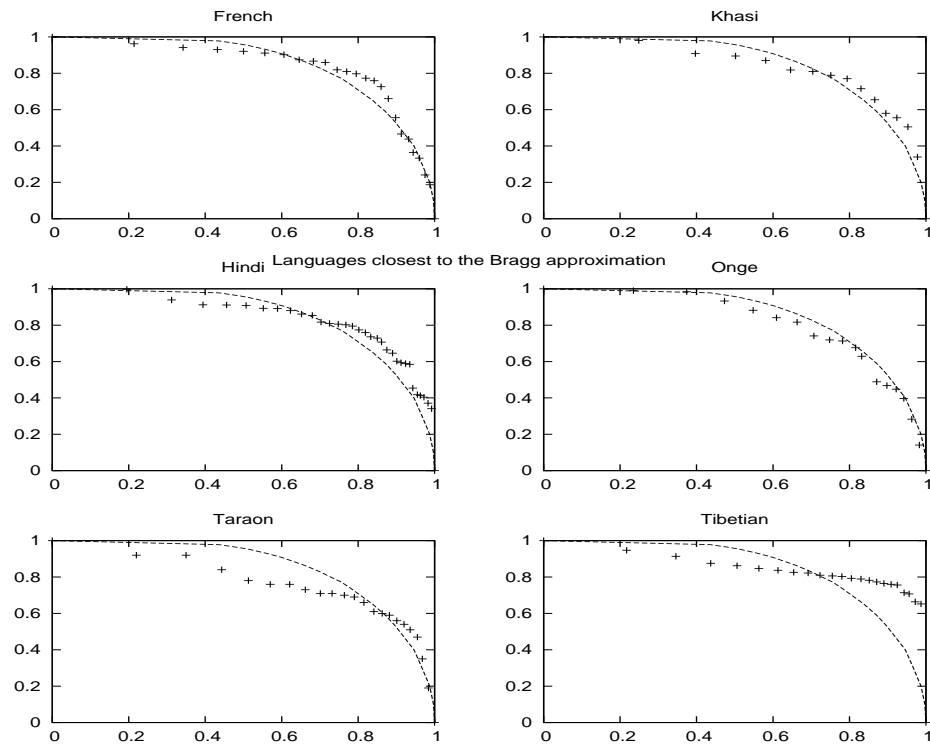


Figure 2: Vertical axis is $\frac{\ln f}{\ln f_{max}}$ and horizontal axis is $\frac{\ln k}{\ln k_{lim}}$. The + points represent the languages in the titles, ([3]-[8]). The dashed line is the Bragg-Williams line as the reference curve.

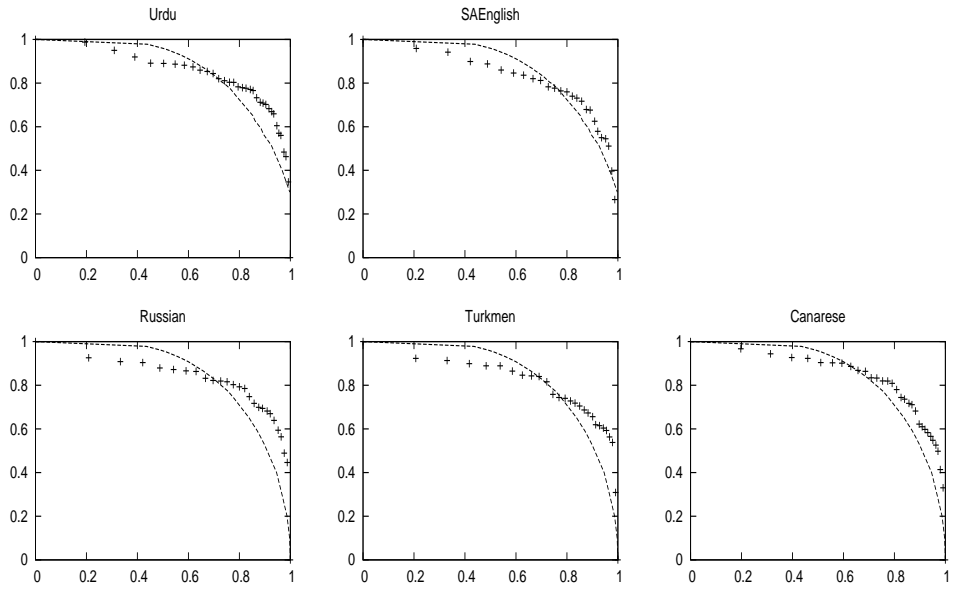


Figure 3: Vertical axis is $\frac{\ln f}{\ln f_{max}}$ and horizontal axis is $\frac{\ln k}{\ln k_{lim}}$. The + points represent the languages in the titles, ([11]-[12],[18],[15]). The dashed line is the Bragg-Williams line as the reference curve in the bottom row and in the top row the Bragg-Williams line in presence of little magnetic field.

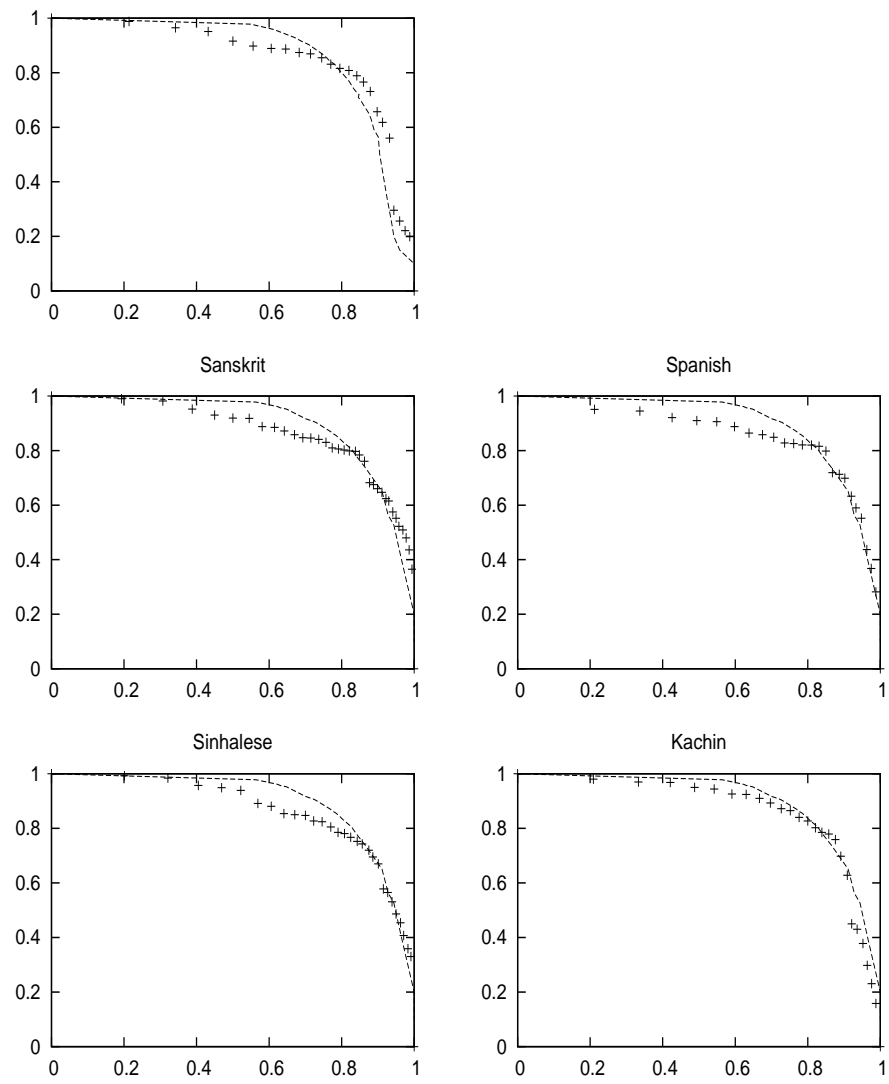


Figure 4: Vertical axis is $\frac{\ln f}{\ln f_{max}}$ and horizontal axis is $\frac{\ln k}{\ln k_{lim}}$. The + points represent the languages in the titles. The dashed line is the Bethe line, for four nearest neighbours, as the reference curve for languages([13]-[17]). The dashed line is the Bethe line, for $\gamma = 3.9$, as the reference curve for Italiano([9]).

IV.2 Bethe-Peierls approximation

In this subsection, we present the languages which fall on the Bethe lines, for different nearest neighbours, fig.4 and fig.5. We note, Bethe curve for four nearest neighbours, is falling on the Kachin language completely.

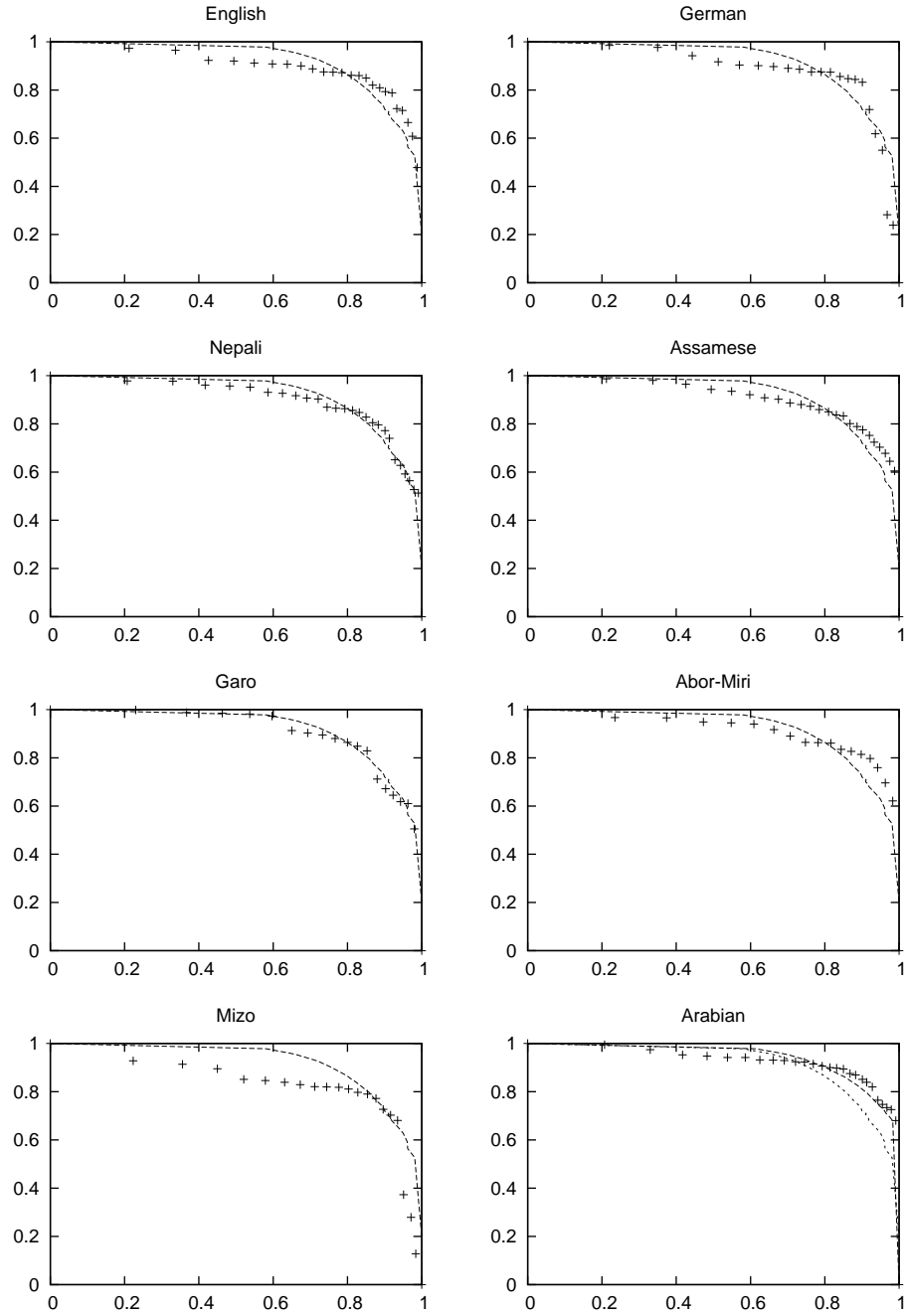


Figure 5: Vertical axis is $\frac{\ln f}{\ln f_{max}}$ and horizontal axis is $\frac{\ln k}{\ln k_{lim}}$. The + points represent the languages in the titles, ([19]-[26]). The dashed line is the Bethe line, for $\gamma = 4.1$, as the common reference curve. The other line in the last figure is the Bethe line, for $\gamma = 4.3$

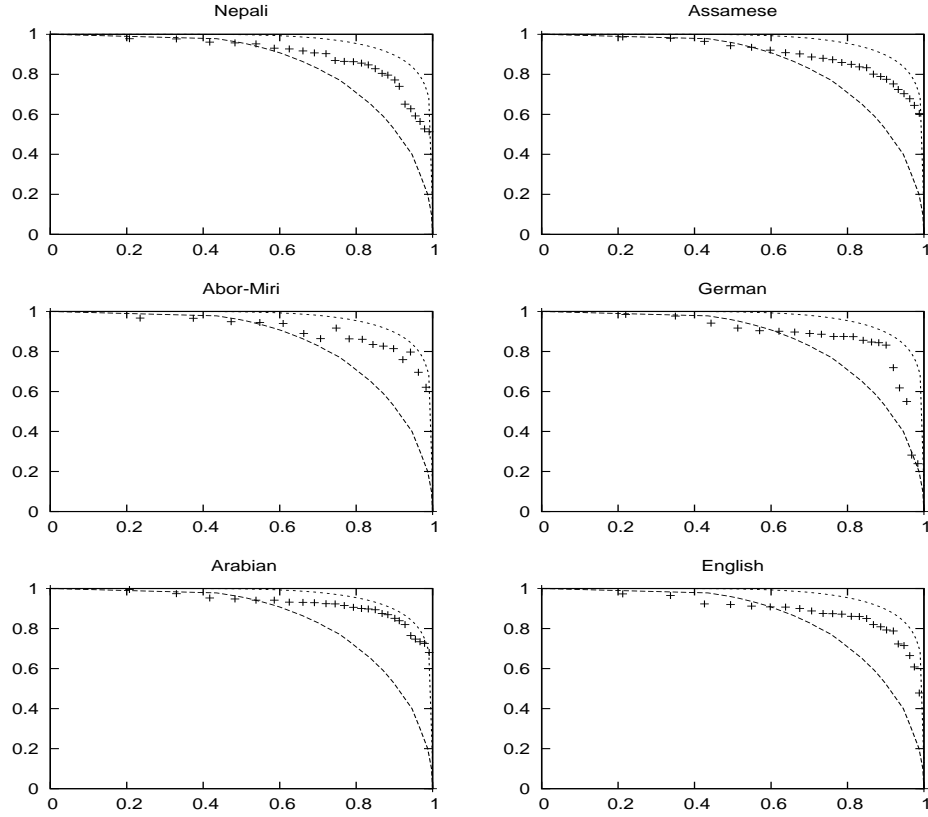


Figure 6: The + points represent the languages in the title. Vertical axis is $\frac{\ln f}{\ln f_{max}}$ and horizontal axis is $\frac{\ln k}{\ln k_{lim}}$. The upper line refers to the Onsager solution. The lower line is for the Bragg-Williams approximation.

IV.3 Exact, Onsager Solution

In this subsection, we present the curves of the languages, fig.6 which are almost tending to the exact solution of Ising model, in absence of magnetic field. We observe that Arabian comes closest to the Onsager solution.

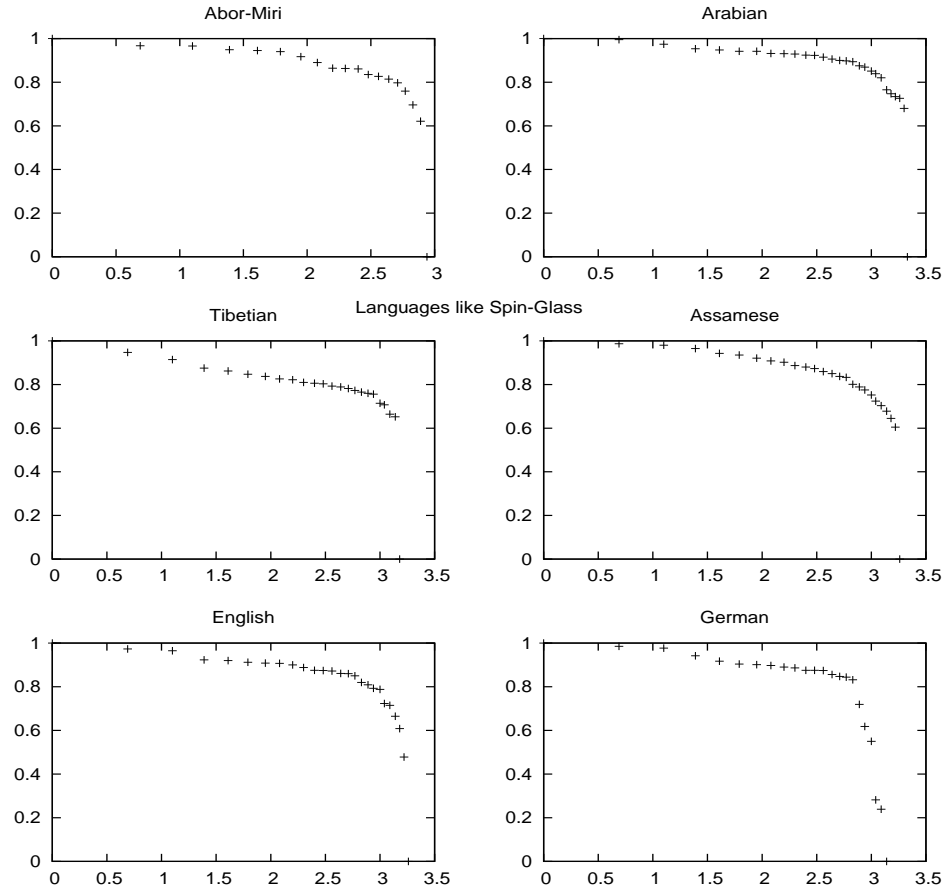


Figure 7: The + points represent the languages in the title. Vertical axis is $\frac{\ln f}{\ln f_{max}}$ and horizontal axis is $\ln k$.

IV.4 Spin glass

In this subsection, we collect the languages, the graphical behaviours of which come closer to the disordered Ising model in presence of magnetic field, rather than ordered Ising model in absence of magnetic field.

The plots in the figure fig.7 show interesting features. Coming from the far end of lnk it shows steep rise upto a point, followed by very little increase as we decrease lnk . The steep rise part can be thought of as segment of rectangular hyperbolic growth, as is characteristic of paramagnetic magnetisation as we decrease temperature, in presence of a constant external magnetic field. The near-constant part is the analogue of Spin-Glass phase, ([32]). The turning point in each plot is the analogue of Spin-Glass phase transition temperature. Hence, $\frac{lnf}{lnf_{max}}$ vs lnk plot for each language above appears to be equivalent to a magnetisation vs temperature plot for a Spin-Glass in an external magnetic field.

IV.5 Classification

From our results, we can tentatively make a classification of the twenty four languages we have studied,

- a. The languages which underlie the Bragg-williams approximation curve in absence or, presence of liitle magnetic field are French, Khasi, Hindi, Onge, Taraon, Russian, Turkmen, Canarese, Tibetan, Urdu and South-African English
- b. The language which fall under Bethe approximation for $\gamma = 3.9$ is Italiano.
- c. The languages which fall under Bethe approximation for $\gamma = 4$ are Sanskrit, Spanish, sinhalese, Kachin.
- d. The languages which has Bethe approximation for $\gamma = 4.1$ beneath are English, German, Nepali, Assamese, Garo, Abor-Miri, Mizo.
- e. Arabian is the only language with $\frac{lnf}{lnf_{max}}$ vs $\frac{lnk}{lnk_{lim}}$ curve having Bethe approximation line for $\gamma = 4.3$ as the best fit.
- f. It seems German, English languages qualify better to be like Spin-Glass, rather than the Bethe approximation line for $\gamma = 4.1$ underlying those. We require a serious study for this point.

IV.6 Towards error analysis

An unabridged dictionary is where full stock of words of a language at an instant in its evolution is expected to be fully recorded. There are two kinds of errors about a data, here number of words starting with an alphabet. Lexicographical uncertainty and counting error. This two adds up. Lexicographical uncertainty is the least , ideally zero, in the case of an unabridged dictionary. It's one sided, a systematic error. On the otherhand, counting errors, random in nature, are of two types. If one counts all the words, then it is personal random error. It tends to zero, if the counting is done large number of times. If words are counted the way we have done, by counting pages and multiplying by the average number

of words per page, then one has to find most probable error from a sample of counted number of words per page.

We have taken dictionaries of various formats, hence we do not have any control over Lexicographical uncertainty. Moreover, we have counted average number of words per page from a small sample set. Hence, dispersion and therefrom most probable error is not reliable. In case of few Webster dictionaries dispersion is high, but for others it's very small. But those being of abridged or, concise or, pocket varieties, Lexicographical uncertainties are expected to be higher. Hence, we dispense with error analysis and putting error bar and remain within the contour of semi-rigorous approach. But since we take fraction of natural logarithms, these uncertainties smoothen out to some extent. In the case of rigorous treatment, one will go in the following way. If we denote $\frac{\ln f}{\ln f_{max}}$ by y , then for $y \neq 1$,

$$\delta y = \pm \delta y_{counting} + \delta y_{Lexicographical},$$

$$\delta y_{counting} = \frac{p}{average \ln f_{max}} \frac{1}{(1+y)},$$

where, the probable error, p , in the average is equal to 0.8453 (dispersion/square root of the number of different pages counted to get to the average),([33]).

V Pre-conclusion

Languages seem to follow the one or, another curve of magnetisations to a high degree. Hence, we tend to conjecture, behind each written language there is a curve of magnetisation. At least for the languages, we have studied, with the proviso,

$$\frac{\ln f}{\ln f_{max}} \longleftrightarrow \frac{M}{M_{max}},$$

$$\ln k \longleftrightarrow T.$$

VI Two more languages

In Nagaland, one state in North-Eastern India, there are two tribes among many, distinct from each other linguistically, are Lotha and Sema. We study their dictionaries([27],[28]) and show our results in the following panel. We subject our results vis a vis our conjecture.

In the panel to follow we see that our conjecture, in the strong form, is valid for the Lotha language. But the Sema language deviates too much from the reference curve, in the topmost row of the figure, fig.8. We then ignore the letter with the highest number of words and redo the plot, normalising the lnf 's with next-to-maximum lnf , and starting from $k = 2$. We see, to our surprise, that the resulting curve, second row first column, almost falls on the Bragg-Williams line. We do little more graphical study of the Sema language and the results are shown in the rest three plots of the panel, in case it helps a curious reader.

We surmise from here two things. The letter with the rank one, here it is a , is simply inadequate to describe all the words beginning with it. The language requires two letters there. Or, the conjecture, in the strong form, is valid provided we go up to rank2 and normalise with next-to-maximum, $lnf_{next-to-maximum}$.

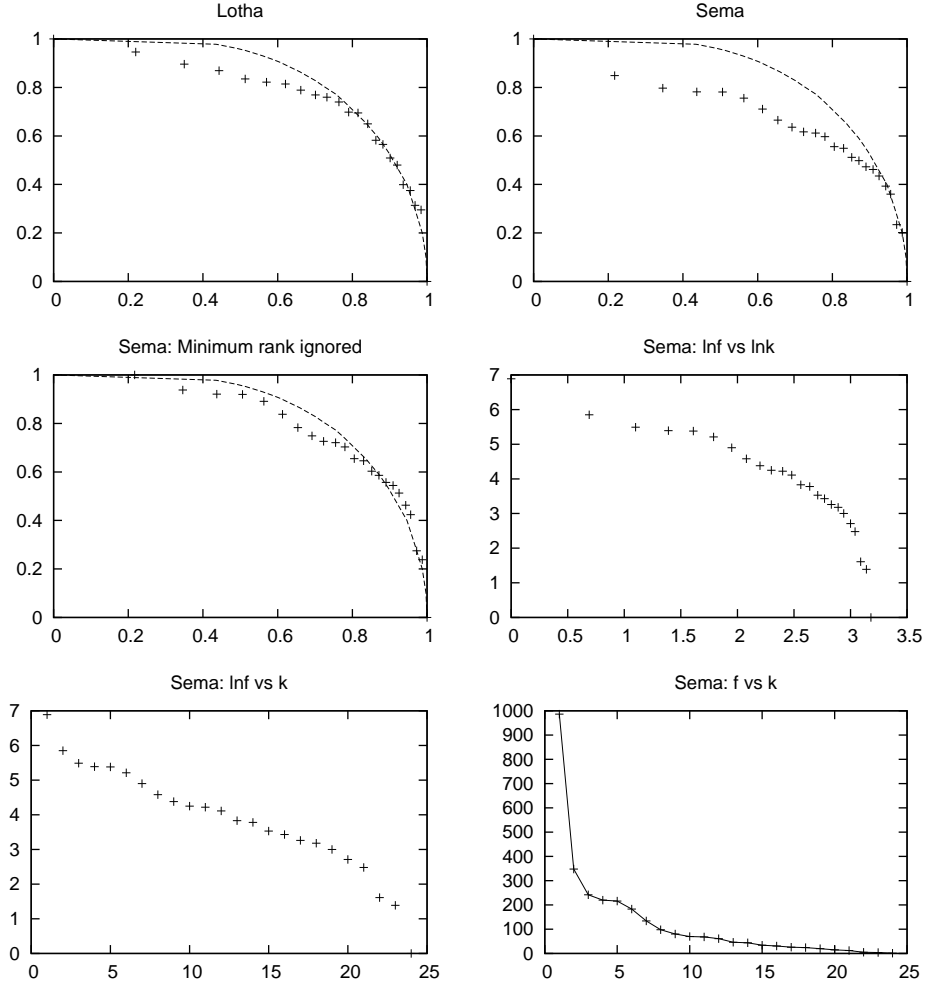


Figure 8: The + points represent the languages in the title, ([27],[28]). The dashed line is for the Bragg-Williams approximation. In the first row in the two unmentioned plots, vertical axis is $\frac{\ln f}{\ln f_{max}}$ and horizontal axis is $\frac{\ln k}{\ln k_{lim}}$. In the second row, first column, unmentioned plot, vertical axis is $\frac{\ln f}{\ln f_{nextmax}}$ and horizontal axis is $\frac{\ln k}{\ln k_{lim}}$.

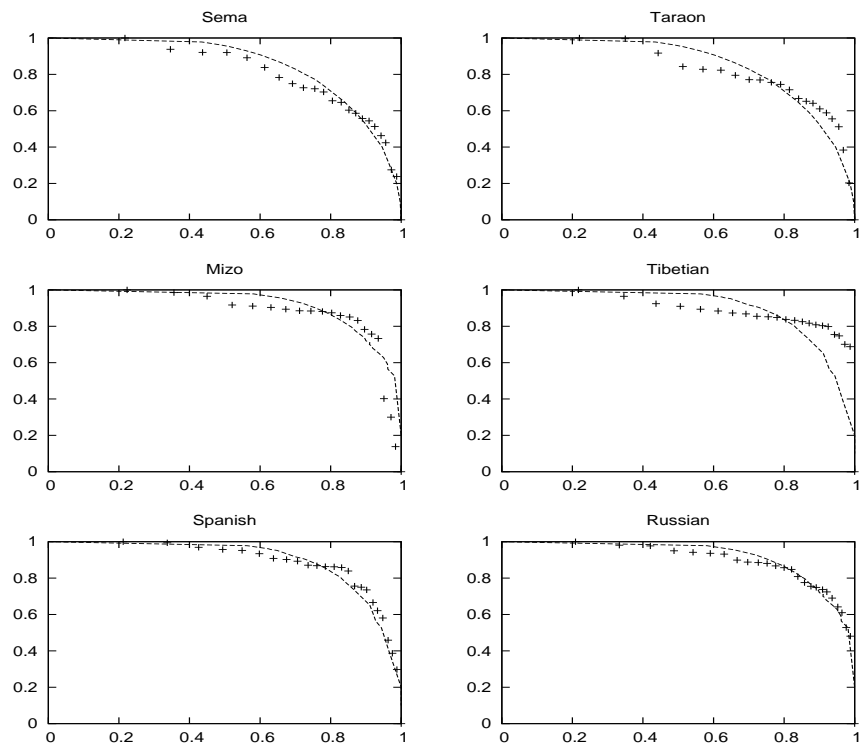


Figure 9: The + points represent the languages in the title. Vertical axis is $\frac{\ln f}{\ln f_{nextmax}}$ and horizontal axis is $\frac{\ln k}{\ln k_{lim}}$. The fit curve is different for different figures. For Sema and Taraon it is Bragg-Williams; for Spanish and Tibetan it is the Bethe line, for four nearest neighbours; for Mizo and Russian it is the Bethe line, for $\gamma = 4.1$.

VII Successive Normalisation

We note that in case of languages other than Sema, $\ln f$ and $\ln f_{next-to-maximum}$ are almost the same. The six languages, among the twenty four plus two languages we have studied, which get better fit, see fig.9. For the languages, in which the fit with curves of magnetisation is not that well for normalisation with f_{max} or, $f_{next-max}$, we do higher order normalisation with f_{nnmax} and f_{nnnmax} and try to see whether fit improves and if so whether two consecutive fits converge. We notice that this does happen. We describe our results in fig.10-fig.12 and the next table.

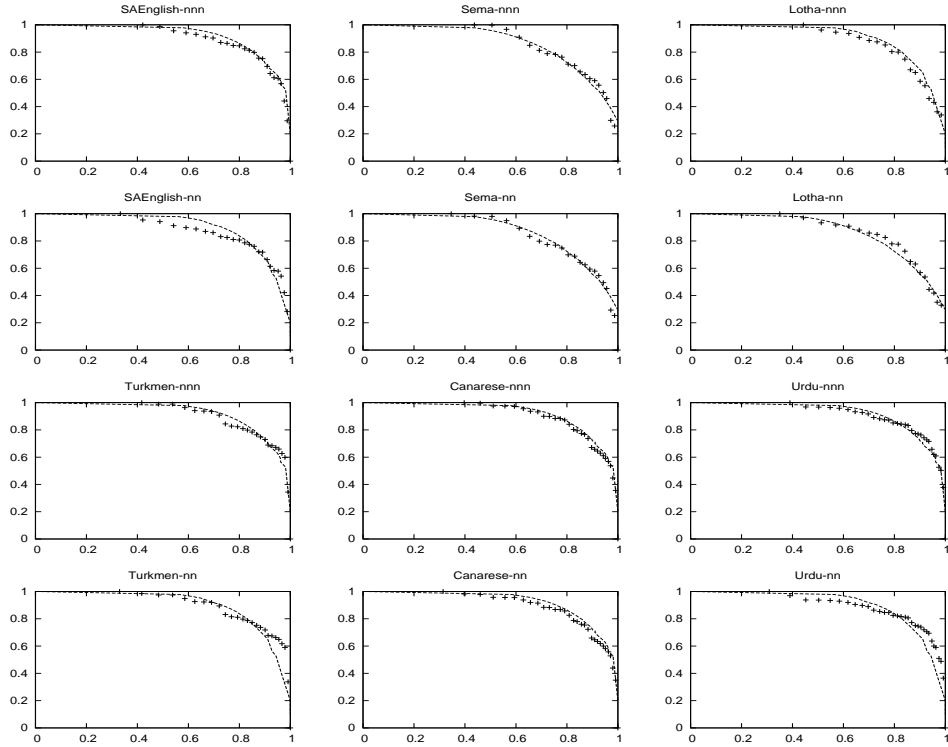


Figure 10: The + points represent the languages in the title. Vertical axis is $\frac{\ln f}{\ln f_{nnmax}} (\frac{\ln f}{\ln f_{nnnmax}})$ and horizontal axis is $\frac{\ln k}{\ln k_{lim}}$ for even(odd) rows. The fit curve is different for different figures. For Turkmen, South-African English and Urdu the fit curve is Bethe(Bethe(4.1)). For Canarese these are Bethe(4.1). For Sema these are Bragg-Williams line with little magnetic field. For Lotha these are Bragg-Williams line with little magnetic field and Bethe line for four neighbours.

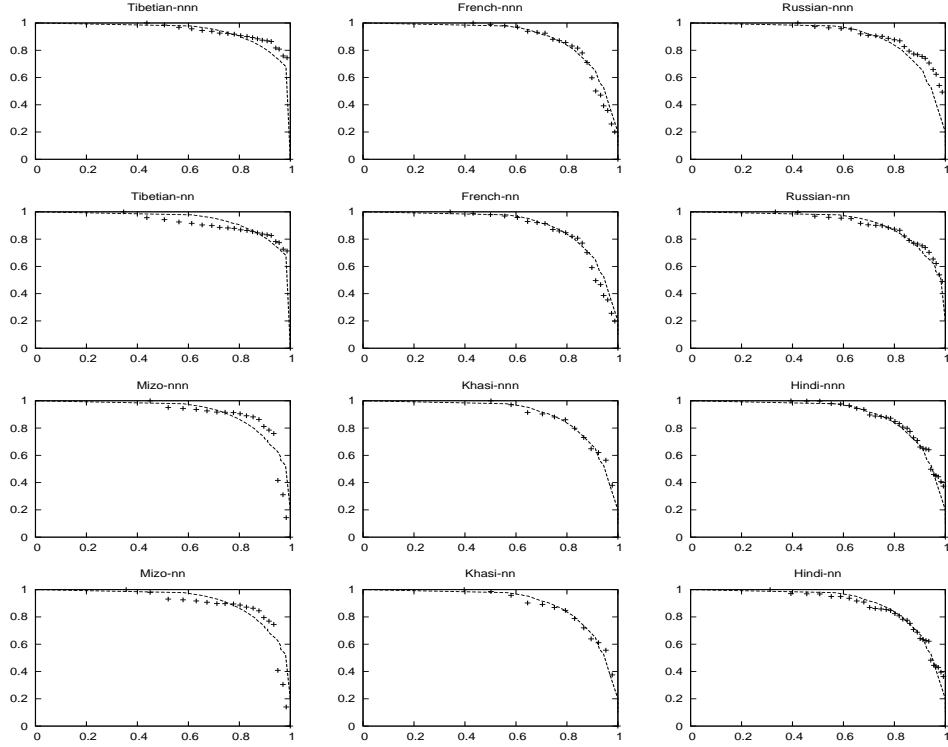


Figure 11: The + points represent the languages in the title. Vertical axis is $\frac{\ln f}{\ln f_{nnmax}}$ ($\frac{\ln f}{\ln f_{nnmax}}$) and horizontal axis is $\frac{\ln k}{\ln k_{lim}}$. The fit curve is different for different figures. For French, Hindi and Khasi this is Bethe line for four neighbours. For Mizo(Lushai), and Russian this is Bethe line for $\gamma = 4.1$. For Tibetan this is Bethe line for $\gamma = 4.3$.

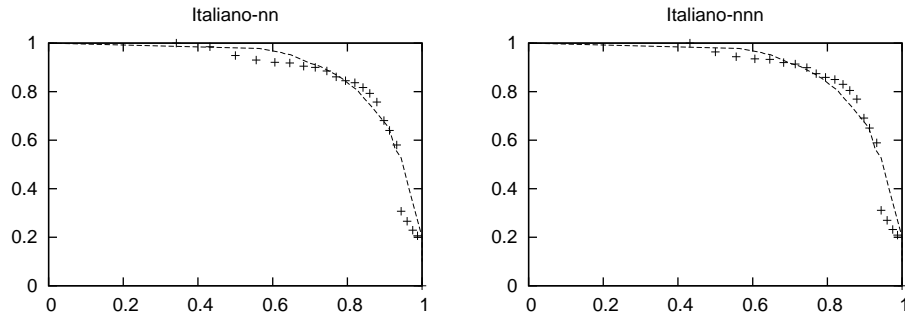


Figure 12: The + points represent the Italian language. Vertical axis is $\frac{\ln f}{\ln f_{nnmax}}$ ($\frac{\ln f}{\ln f_{nnmax}}$) and horizontal axis is $\frac{\ln k}{\ln k_{lim}}$. The fit curve is the Bethe line, for $\gamma = 4$.

	French	Hindi	Khasi	Tibetan	Italiano	Turkmen	Russian	Camnarese	SA English	Urdu	Lushai	Lotha	Sema
f/f_{max}	BW	BW(c=0.01)	BW	BW	Bethe(3.9)	BW	BW	BW	BW(c=0.01)	BW(c=0.01)	Bethe(4.1)	BW	BW
$f/f_{nextmax}$	BW	BW(c=0.01)	BW	Bethe(4)	Bethe(3.9)	BW(c=0.01)	Bethe(4.1)	BW(c=0.01)	BW(c=0.01)	Bethe(4)	Bethe(4.1)	BW	BW
f/f_{nnmax}	Bethe(4)	Bethe(4)	Bethe(4)	Bethe(4.3)	Bethe(4) almost	Bethe(4)	Bethe(4.1)	Bethe(4.1) almost	Bethe(4)	Bethe(4)	Bethe(4.1)	BW(c=0.01)	BW(c=0.01)
f/f_{nnnmax}	Bethe(4)	Bethe(4)	Bethe(4)	Bethe(4.3)	Bethe(4)	Bethe(4.1)	Bethe(4.1)	Bethe(4.1)	Bethe(4.1) almost	Bethe(4.1)	Bethe(4.1)	Bethe(4) almost	BW(c=0.01)

VIII Conclusion

Hence we conjecture, behind each natural written language, there is a curve of magnetisation. A correspondance of the following form also exists,

$$\frac{\ln f}{Normaliser} \longleftrightarrow \frac{M}{M_{max}},$$

$$\ln k \longleftrightarrow T.$$

where, the *Normaliser* may be $\ln f_{max}$ or, $\ln f_{next-to-maximum}$ or, $\ln f_{next-to-next-maximum}$ or, higher one.

IX Acknowledgement

We would like to thank various persons for lending us bilingual dictionaries say Langjaw Kyang Ying for Kachin to English; Anthropological Survey of India, Shillong branch, for allowing us to use Taron to English, Onge to English; State Central Library, Shillong, for Spanish to English, Italian to English, Sinhalese to English; NEHU library for many other dictionaries. We would like to thank Physics Department members of NEHU and many others for discussion. The author's special thanks goes to Jayant Kumar Nayak, Center for Anthropological Study, Central University of Orissa, for discussions. We have used gnuplot for drawing the figures.

X appendix

X.1 French

A	B	C	D	E	F	G	H	I	J	K	L	M	N	O	P	Q	R	S	T	U	V	W	X	Y	Z
1097	630	1701	882	1008	630	441	284	599	136	15	378	819	221	315	1292	63	945	882	662	32	410	12	4	6	26

k	lnk	lnk/ lnk_{lim}	f	lnf	lnf/ lnf_{max}	lnf/ $lnf_{next-max}$	lnf/ lnf_{nnmax}	lnf/ lnf_{nnnmax}
1	0	0	1701	7.44	1	Blank	Blank	Blank
2	0.69	0.214	1292	7.16	0.962	1	Blank	Blank
3	1.10	0.342	1097	7.00	0.941	0.978	1	Blank
4	1.39	0.432	1008	6.92	0.930	0.966	.989	1
5	1.61	0.500	945	6.85	0.921	0.957	.979	.990
6	1.79	0.556	882	6.78	0.911	0.947	.969	.980
7	1.95	0.606	819	6.71	0.902	0.937	.959	.970
8	2.08	0.646	662	6.50	0.874	0.908	.929	.939
9	2.20	0.683	630	6.45	0.867	0.901	.921	.932
10	2.30	0.714	599	6.40	0.860	0.894	.914	.925
11	2.40	0.745	441	6.09	0.819	0.851	.870	.880
12	2.48	0.770	410	6.02	0.809	0.841	.860	.870
13	2.56	0.795	378	5.93	0.797	0.828	.847	.857
14	2.64	0.820	315	5.75	0.773	0.803	.821	.831
15	2.71	0.842	284	5.65	0.759	0.789	.807	.816
16	2.77	0.860	221	5.40	0.726	0.754	.771	.780
17	2.83	0.879	136	4.91	0.660	0.686	.701	.710
18	2.89	0.898	63	4.14	0.556	0.578	.591	.598
19	2.94	0.913	32	3.47	0.466	0.485	.496	.501
20	3.00	0.932	26	3.26	0.438	0.455	.466	.471
21	3.04	0.944	15	2.71	0.364	0.378	.387	.392
22	3.09	0.960	12	2.48	0.333	0.346	.354	.358
23	3.14	0.975	6	1.79	0.241	0.250	.256	.259
24	3.18	0.988	4	1.39	0.187	0.194	.199	.201
25	3.22	1	1	0	0	0	0	0

X.2 Hindi

1	2	3	4	5	6	7	8	9	10	11	12	13	14	15	16	17	18	19	20	21	22	23	24	25	26	27	28	29	30	31	32	33	34	35	36	37	38	39	40	41
750	280	72	15	280	19	15	80	20	27	21	750	324	600	250	740	210	500	170	200	210	125	75	525	70	600	200	650	1400	250	925	340	760	110	360	380	600	350	12	1490	350

Here, the first row represents Hindi alphabets in the serial order.

k	lnk	lnk/ lnk_{lim}	f	lnf	lnf/ lnf_{max}	lnf/ $lnf_{nextmax}$	lnf/ lnf_{nnmax}	lnf/ lnf_{nnnmax}
1	0	0	1430	7.27	1	Blank	Blank	Blank
2	0.69	0.195	1400	7.24	0.997	1	Blank	Blank
3	1.10	0.312	925	6.83	0.939	0.943	1	Blank
4	1.39	0.394	760	6.63	0.912	0.916	.971	1
5	1.61	0.456	750	6.62	0.911	0.914	.969	.998
6	1.79	0.507	740	6.61	0.909	0.913	.968	.997
7	1.95	0.552	660	6.49	0.893	0.896	.950	.979
8	2.08	0.589	650	6.48	0.891	0.895	.949	.977
9	2.20	0.623	600	6.40	0.880	0.884	.937	.965
10	2.30	0.652	525	6.26	0.861	0.865	.917	.944
11	2.40	0.680	500	6.21	0.854	0.858	.909	.937
12	2.48	0.703	380	5.94	0.817	0.820	.870	.896
13	2.56	0.725	360	5.89	0.810	0.814	.862	.888
14	2.64	0.748	350	5.86	0.806	0.809	.858	.884
15	2.71	0.768	340	5.83	0.802	0.805	.854	.879
16	2.77	0.785	324	5.78	0.795	0.798	.846	.872
17	2.83	0.802	280	5.63	0.774	0.778	.824	.849
18	2.89	0.819	250	5.52	0.759	0.762	.808	.833
19	2.94	0.833	210	5.35	0.736	0.739	.783	.807
20	3.00	0.850	200	5.30	0.729	0.732	.776	.799
21	3.04	0.861	170	5.14	0.707	0.710	.753	.775
22	3.09	0.875	125	4.83	0.664	0.667	.707	.729
23	3.14	0.890	110	4.70	0.646	0.649	.688	.709
24	3.18	0.901	80	4.38	0.602	0.605	.641	.661
25	3.22	0.912	75	4.32	0.594	0.597	.633	.652
26	3.26	0.924	72	4.28	0.589	0.591	.627	.646
27	3.30	0.935	70	4.25	0.585	0.587	.622	.641
28	3.33	0.943	27	3.30	0.454	0.456	.483	.498
29	3.37	0.955	21	3.04	0.418	0.420	.445	.459
30	3.40	0.963	20	3.00	0.413	0.414	.439	.452
31	3.43	0.972	19	2.94	0.404	0.406	.430	.443
32	3.47	0.983	15	2.70	0.371	0.373	.395	.407
33	3.50	0.992	12	2.48	0.341	0.343	.363	.374
34	3.53	1	1	0	0	0	0	0

X.3 Khasi

1	2	3	4	5	6	7	8	9	10	11	12	13		P	R	S	T	U	W	Y
11	125	129	2	76	7	76	28	76	98	38	9	4	136	34	9	55	33	2	22	10

k	lnk	lnk/ lnk_{lim}	f	lnf	lnf/ lnf_{max}	lnf/ $lnf_{next-max}$	lnf/ lnf_{nnmax}	lnf/ lnf_{nnnmax}
1	0	0	1150	7.05	1	Blank	Blank	Blank
2	0.69	0.249	1000	6.91	0.980	1	Blank	Blank
3	1.10	0.397	600	6.40	0.908	0.926	1	Blank
4	1.39	0.502	550	6.31	0.895	0.913	.986	1
5	1.61	0.581	460	6.13	0.870	0.887	.958	.971
6	1.79	0.646	320	5.77	0.818	0.835	.902	.914
7	1.95	0.704	300	5.70	0.809	0.825	.891	.903
8	2.08	0.751	260	5.56	0.789	0.805	.869	.881
9	2.20	0.794	230	5.43	0.770	0.786	.848	.861
10	2.30	0.830	154	5.04	0.715	0.729	.788	.799
11	2.40	0.866	100	4.61	0.654	0.667	.720	.731
12	2.48	0.895	60	4.09	0.580	0.592	.639	.648
13	2.56	0.924	50	3.91	0.555	0.566	.611	.620
14	2.64	0.953	35	3.56	0.505	0.515	.556	.564
15	2.71	0.978	11	2.40	0.340	0.347	.375	.380
16	2.77	1	1	0	0	0	0	0

X.4 Onge

1	2	3	4	5	6	7	8	9	10	11	12	13	14	15	16	17	18	19	20	21
11	125	129	62	76	7	76	28	76	98	38	9	4	136	34	9	55	33	2	22	10

Here, the first row represents Onge alphabets in the serial order.

k	lnk	lnk/ lnk_{lim}	f	lnf	lnf/ lnf_{max}	lnf/ $lnf_{next-max}$
1	0	0	136	4.91	1	Blank
2	0.69	0.235	129	4.86	0.990	1
3	1.10	0.374	125	4.83	0.984	0.994
4	1.39	0.473	98	4.58	0.933	0.942
5	1.61	0.548	76	4.33	0.882	0.891
6	1.79	0.609	62	4.13	0.841	0.850
7	1.95	0.663	55	4.01	0.817	0.825
8	2.08	0.707	38	3.64	0.741	0.749
9	2.20	0.748	34	3.53	0.719	0.726
10	2.30	0.782	33	3.50	0.713	0.720
11	2.40	0.816	28	3.32	0.676	0.683
12	2.48	0.832	22	3.09	0.629	0.636
13	2.56	0.871	11	2.40	0.489	0.494
14	2.64	0.898	10	2.30	0.468	0.473
15	2.71	0.922	9	2.20	0.448	0.453
16	2.77	0.942	7	1.95	0.397	0.401
17	2.83	0.963	4	1.39	0.283	0.286
18	2.89	0.983	2	0.69	0.141	0.142
19	2.94	1	1	0	0	0

X.5 Taron

1	2	3	4	5	6	7	8	9	10	11	12	13	14	15	16	17	18	19	20	21	22	23	24	25	26	27
34	143	27	16	3	220	65	60	3	32	24	37	357	48	86	56	96	16	88	224	8	64	74	64	56	20	224

k	lnk	lnk/ lnk_{lim}	f	lnf	lnf/ lnf_{max}	lnf/ $lnf_{next-max}$
1	0	0	357	5.88	1	Blank
2	0.69	0.220	224	5.41	0.920	1
3	1.10	0.350	220	5.39	0.920	0.996
4	1.39	0.443	143	4.96	0.840	0.917
5	1.61	0.513	96	4.56	0.78	0.843
6	1.79	0.570	88	4.48	0.76	0.828
7	1.95	0.621	86	4.45	0.76	0.823
8	2.08	0.662	74	4.30	0.73	0.795
9	2.20	0.701	65	4.17	0.71	0.771
10	2.30	0.732	64	4.16	0.71	0.769
11	2.40	0.764	60	4.09	0.70	0.756
12	2.48	0.790	56	4.03	0.69	0.745
13	2.56	0.815	48	3.87	0.66	0.715
14	2.64	0.841	37	3.61	0.61	0.667
15	2.71	0.863	34	3.53	0.60	0.652
16	2.77	0.882	32	3.47	0.59	0.641
17	2.83	0.901	27	3.30	0.56	0.610
18	2.89	0.920	24	3.18	0.54	0.588
19	2.94	0.936	20	3.00	0.51	0.555
20	3.00	0.955	16	2.77	0.47	0.512
21	3.04	0.968	8	2.08	0.35	0.384
22	3.09	0.984	3	1.10	0.19	0.203
23	3.14	1	1	0	0	0

X.6 Tibetan

1	2	3	4	5	6	7	8	9	10	11	12	13	14	15	16	17	18	19	20	21	22	23	24	25	26	27	28	29	30
1650	1475	3050	650	625	1050	600	900	5	5	4775	1100	825	1200	2300	1100	625	925	425	5	700	700	250	800	950	750	700	1300	400	275

Here, the first row represents Tibetan alphabets in the serial order.

k	lnk	lnk/ lnk_{lim}	f	lnf	lnf/ lnf_{max}	lnf/ $lnf_{next-max}$
1	0	0	4775	8.47	1	Blank
2	0.69	0.217	3050	8.02	0.947	1
3	1.10	0.346	2300	7.74	0.914	0.965
4	1.39	0.437	1650	7.41	0.875	0.924
5	1.61	0.506	1475	7.30	0.862	0.910
6	1.79	0.563	1300	7.17	0.847	0.894
7	1.95	0.613	1200	7.09	0.837	0.884
8	2.08	0.654	1100	7.00	0.826	0.873
9	2.20	0.692	1050	6.96	0.822	0.868
10	2.30	0.723	950	6.86	0.810	0.855
11	2.40	0.755	925	6.83	0.806	0.852
12	2.48	0.780	900	6.80	0.803	0.848
13	2.56	0.805	825	6.72	0.793	0.838
14	2.64	0.830	800	6.68	0.789	0.833
15	2.71	0.852	750	6.62	0.782	0.825
16	2.77	0.871	700	6.55	0.773	0.817
17	2.83	0.890	650	6.48	0.765	0.808
18	2.89	0.909	625	6.44	0.760	0.803
19	2.94	0.925	600	6.40	0.756	0.798
20	3.00	0.943	425	6.05	0.714	0.754
21	3.04	0.956	400	5.99	0.707	0.747
22	3.09	0.972	275	5.62	0.664	0.701
23	3.14	0.987	250	5.52	0.652	0.688
24	3.18	1	1	0	0	0

X.7 Italiano

A	B	C	D	E	F	G	H	I	L	M	N	O	P	Q	R	S	T	U	V	W	X	Y	Z
2513	1025	3025	1325	700	1150	844	11	1688	600	1350	375	500	2225	150	1444	3338	1200	206	750	8	6	5	94

k	lnk	lnk/ lnk_{lim}	f	lnf	lnf/ lnf_{max}	lnf/ $lnf_{next-max}$	lnf/ lnf_{nnmax}	lnf/ lnf_{nnnmax}
1	0	0	3338	8.11	1	Blank	Blank	Blank
2	0.69	0.214	3025	8.01	0.988	1	Blank	Blank
3	1.10	0.342	2513	7.83	0.965	0.978	1	Blank
4	1.39	0.432	2225	7.71	0.951	0.963	.985	1
5	1.61	0.500	1688	7.43	0.916	0.928	.949	.964
6	1.79	0.556	1444	7.28	0.898	0.909	.930	.944
7	1.95	0.606	1350	7.21	0.889	0.900	.921	.935
8	2.08	0.646	1325	7.19	0.887	0.898	.918	.933
9	2.20	0.683	1200	7.09	0.874	0.885	.905	.920
10	2.30	0.714	1150	7.05	0.869	0.880	.900	.914
11	2.40	0.745	1025	6.93	0.855	0.865	.885	.899
12	2.48	0.770	844	6.74	0.831	0.841	.861	.874
13	2.56	0.795	750	6.62	0.816	0.826	.845	.859
14	2.64	0.820	700	6.55	0.808	0.818	.837	.850
15	2.71	0.842	600	6.40	0.789	0.799	.817	.830
16	2.77	0.860	500	6.21	0.766	0.775	.793	.805
17	2.83	0.879	375	5.93	0.731	0.740	.757	.769
18	2.89	0.898	206	5.33	0.657	0.665	.681	.691
19	2.94	0.913	150	5.01	0.618	0.625	.640	.650
20	3.00	0.932	94	4.54	0.560	0.567	.580	.589
21	3.04	0.944	11	2.40	0.296	0.300	.307	.311
22	3.09	0.960	8	2.08	0.256	0.260	.266	.270
23	3.14	0.975	6	1.79	0.221	0.223	.229	.232
24	3.18	0.988	5	1.61	0.199	0.201	.206	.209
25	3.22	1	1	0	0	0	0	0

X.8 Turkmen

A	B	C	D	Ä	F	G	H	I	J	£	K	L	M	N	O	Ö	P	R	S	?	T	U	Ü	W	Ý	Y	Z
397	473	404	710	46	55	1241	443	222	165	9	561	74	410	177	194	151	332	120	665	200	597	133	68	82	560	107	80

k	lnk	lnk/ lnk_{lim}	f	lnf	lnf/ lnf_{max}	lnf/ $lnf_{nextmax}$	lnf/ lnf_{nnmax}	lnf/ lnf_{nnnmax}
1	0	0	1241	7.12	1	Blank	Blank	Blank
2	0.69	0.207	710	6.57	0.923	1	Blank	Blank
3	1.10	0.330	665	6.50	0.913	0.989	1	Blank
4	1.39	0.417	597	6.40	0.899	0.974	.985	1
5	1.61	0.483	561	6.33	0.889	0.963	.974	.989
6	1.79	0.538	560	6.33	0.889	0.963	.974	.989
7	1.95	0.586	473	6.16	0.865	0.938	.948	.963
8	2.08	0.625	410	6.02	0.846	0.916	.926	.941
9	2.20	0.661	404	6.00	0.843	0.913	.923	.938
10	2.30	0.691	397	5.98	0.840	0.910	.920	.934
11	2.40	0.721	332	5.81	0.816	0.884	.894	.908
12	2.48	0.745	222	5.40	0.758	0.822	.831	.844
13	2.56	0.769	200	5.30	0.744	0.807	.815	.828
14	2.64	0.793	194	5.27	0.740	0.802	.811	.823
15	2.71	0.814	177	5.18	0.728	0.788	.797	.809
16	2.77	0.832	165	5.11	0.718	0.778	.786	.798
17	2.83	0.850	151	5.02	0.705	0.764	.772	.784
18	2.89	0.868	133	4.89	0.687	0.744	.752	.764
19	2.94	0.883	120	4.79	0.673	0.729	.737	.748
20	3.00	0.901	107	4.67	0.656	0.711	.718	.730
21	3.04	0.913	82	4.41	0.619	0.671	.678	.689
22	3.09	0.928	80	4.38	0.615	0.667	.674	.684
23	3.14	0.943	74	4.30	0.604	0.654	.662	.672
24	3.18	0.955	68	4.22	0.593	0.642	.649	.659
25	3.22	0.967	55	4.01	0.563	0.610	.617	.627
26	3.26	0.979	46	3.83	0.538	0.583	.589	.598
27	3.30	0.991	9	2.20	0.309	0.335	.338	.344
28	3.33	1	1	0	0	0	0	0

X.9 Russian

1	2	3	4	5	6	7	8	9	10	11	12	13	14	15	16	17	18	19	20	21	22	23	24	25	26	27	28	29
775	2232	4557	1457	2046	248	496	2976	1550	9	3069	1023	1705	3472	4340	10602	3224	5301	1984	1922	558	620	248	651	620	93	372	62	186

Here, the first row represents Russian alphabets in the serial order.

k	lnk	lnk/ lnk_{lim}	f	lnf	lnf/ lnf_{max}	lnf/ $lnf_{next-max}$	lnf/ lnf_{nnmax}	lnf/ lnf_{nnnmax}
1	0	0	10602	9.27	1	Blank	Blank	Blank
2	0.69	0.209	5301	8.58	0.926	1	Blank	Blank
3	1.10	0.333	4557	8.42	0.908	0.981	1	Blank
4	1.39	0.421	4340	8.38	0.904	0.977	.995	1
5	1.61	0.488	3472	8.15	0.879	0.950	.968	.973
6	1.79	0.542	3224	8.08	0.872	0.942	.960	.964
7	1.95	0.591	3069	8.03	0.866	0.936	.954	.958
8	2.08	0.630	2976	8.00	0.863	0.932	.950	.955
9	2.20	0.667	2232	7.71	0.832	0.899	.916	.920
10	2.30	0.697	2046	7.62	0.822	0.888	.905	.909
11	2.40	0.727	1984	7.59	0.819	0.885	.901	.906
12	2.48	0.752	1922	7.56	0.816	0.881	.898	.902
13	2.56	0.776	1705	7.44	0.803	0.867	.884	.888
14	2.64	0.800	1550	7.35	0.793	0.857	.873	.877
15	2.71	0.821	1457	7.28	0.785	0.848	.865	.869
16	2.77	0.839	1023	6.93	0.748	0.808	.823	.827
17	2.83	0.858	775	6.65	0.717	0.775	.790	.794
18	2.89	0.876	651	6.48	0.699	0.755	.770	.773
19	2.94	0.891	620	6.43	0.694	0.749	.764	.767
20	3.00	0.909	558	6.32	0.682	0.737	.751	.754
21	3.04	0.921	496	6.21	0.670	0.724	.738	.741
22	3.09	0.936	372	5.92	0.639	0.690	.703	.706
23	3.14	0.952	248	5.51	0.594	0.642	.654	.658
24	3.18	0.964	186	5.23	0.564	0.610	.621	.624
25	3.22	0.976	93	4.53	0.489	0.528	.538	.541
26	3.26	0.988	62	4.13	0.446	0.481	.490	.493
27	3.30	1	1	0	0	0	0	0

X.10 Canarese

1	2	3	4	5	6	7	8	9	10	11	12	13	14	15	16	17	18	19	20	21	22	23	24	25	26	27	28	29	30	31	32	33	34	35	36	37	38	39	40	41	42	43	44	45	46	47	48	49	50	51
2820	840	420	120	765	60	15	0	300	90	60	420	135	60	0	3000	150	1635	135	0	900	165	825	75	0	105	30	105	15	2	1650	15	945	165	1245	2025	60	1440	270	1950	270	450	345	1200	600	30	2010	1665	1	15	

Here, the first row represents Canarese alphabets in the serial order.

k	lnk	lnk/lnk _{lim}	f	lnf	lnf/lnf _{max}	lnf/lnf _{nextmax}	lnf/lnf _{nnmax}	lnf/lnf _{nnnmax}
1	0	0	3690	8.21	1	Blank	Blank	Blank
2	0.69	0.197	2820	7.94	0.967	1	Blank	Blank
3	1.10	0.314	2325	7.75	0.944	0.976	1	Blank
4	1.39	0.397	2010	7.61	0.927	0.958	.982	1
5	1.61	0.460	1950	7.58	0.923	0.955	.978	.996
6	1.79	0.511	1665	7.42	0.904	0.935	.957	.975
7	1.95	0.557	1650	7.41	0.903	0.933	.956	.974
8	2.08	0.594	1635	7.40	0.901	0.932	.955	.972
9	2.20	0.629	1440	7.27	0.886	0.916	.938	.955
10	2.30	0.657	1245	7.13	0.868	0.898	.920	.937
11	2.40	0.686	1200	7.09	0.864	0.893	.915	.932
12	2.48	0.709	945	6.85	0.834	0.863	.884	.900
13	2.56	0.731	940	6.84	0.833	0.861	.883	.899
14	2.64	0.754	830	6.73	0.820	0.848	.868	.884
15	2.71	0.774	825	6.72	0.819	0.846	.867	.883
16	2.77	0.791	765	6.64	0.809	0.836	.857	.873
17	2.83	0.809	600	6.40	0.780	0.806	.826	.841
18	2.89	0.826	450	6.11	0.744	0.770	.788	.803
19	2.94	0.840	420	6.04	0.736	0.761	.779	.794
20	3.00	0.857	360	5.89	0.717	0.742	.760	.774
21	3.04	0.869	345	5.84	0.711	0.736	.754	.767
22	3.09	0.883	270	5.60	0.682	0.705	.723	.736
23	3.14	0.897	165	5.11	0.622	0.644	.659	.671
24	3.18	0.909	150	5.01	0.610	0.631	.646	.658
25	3.22	0.920	135	4.91	0.598	0.618	.634	.645
26	3.26	0.931	120	4.79	0.583	0.603	.618	.629
27	3.30	0.943	105	4.65	0.566	0.586	.600	.611
28	3.33	0.951	90	4.50	0.548	0.567	.581	.591
29	3.37	0.963	75	4.32	0.526	0.544	.557	.568
30	3.40	0.971	60	4.09	0.498	0.515	.528	.537
31	3.43	0.980	30	3.40	0.414	0.428	.439	.447
32	3.47	0.991	15	2.71	0.330	0.341	.350	.356
33	3.50	1	1	0	0	0	0	0

X.11 Sanskrit

1	2	3	4	5	6	7	8	9	10	11	12	13	14	15	16	17	18	19	20	21	22	23	24	25	26	27	28	29	30	31	32	33	34	35	36	37	38	39	40	41	42	43	44	45
12500	3800	650	150	4933	250	400	4	3	2	566	200	133	400	9366	700	3366	500	3	2400	366	2100	100	2	66	10	100	33	3	3400	15	4333	1500	5000	14766	2300	2900	6700	2133	3200	1866	13366	6750	7550	2200

k	lnk	lnk/ lnk_{lim}	f	lnf	lnf/ lnf_{max}	lnf/ $lnf_{nextmax}$
1	0	0	14766	9.60	1	Blank
2	0.69	0.193	13366	9.50	0.990	1
3	1.10	0.307	12500	9.43	0.982	0.993
4	1.39	0.388	9366	9.14	0.952	0.962
5	1.61	0.450	7550	8.93	0.930	0.940
6	1.79	0.500	6750	8.82	0.919	0.928
7	1.95	0.545	6700	8.81	0.918	0.927
8	2.08	0.581	5000	8.52	0.888	0.897
9	2.20	0.615	4933	8.50	0.885	0.895
10	2.30	0.642	4333	8.37	0.872	0.881
11	2.40	0.670	3800	8.24	0.858	0.867
12	2.48	0.693	3400	8.13	0.847	0.856
13	2.56	0.715	3366	8.12	0.846	0.855
14	2.64	0.737	3200	8.07	0.841	0.849
15	2.71	0.757	2900	7.97	0.830	0.839
16	2.77	0.774	2400	7.78	0.810	0.819
17	2.83	0.791	2300	7.74	0.806	0.815
18	2.89	0.807	2200	7.70	0.802	0.811
19	2.94	0.821	2133	7.67	0.799	0.807
20	3.00	0.838	2100	7.65	0.797	0.805
21	3.04	0.849	1866	7.53	0.784	0.793
22	3.09	0.863	1500	7.31	0.761	0.769
23	3.14	0.877	700	6.55	0.682	0.689
24	3.18	0.888	650	6.48	0.675	0.682
25	3.22	0.899	566	6.34	0.660	0.667
26	3.26	0.911	500	6.21	0.647	0.654
27	3.30	0.922	400	5.99	0.624	0.631
28	3.33	0.930	366	5.90	0.615	0.621
29	3.37	0.941	250	5.52	0.575	0.581
30	3.40	0.950	200	5.30	0.552	0.558
31	3.43	0.958	150	5.01	0.522	0.527
32	3.47	0.969	133	4.89	0.509	0.515
33	3.50	0.978	100	4.61	0.480	0.485
34	3.53	0.986	66	4.19	0.436	0.441
35	3.56	0.994	33	3.50	0.365	0.368
36	3.58	1	1	0	0	0

X.12 Sinhalese

1	2	3	4	5	6	7	8	9	10	11	12	13	14	15	16	17	18	19	20	21	22	23	24	25	26	27	28	29	30	31	32	33	34	35	36	37	38	39	40	41	42	43	44	45	46	47	48	49
3093	928	498	35	543	53	1138	105	35	0	350	158	35	158	70	18	3710	140	1750	158	0	665	718	18	23	35	35	3	35	3	9	1088	6	2433	350	2240	6300	105	1656	4043	665	1348	823	4316	963	70	5506	1400	70

Here, the first row represents Sinhalese alphabets in the serial order.

k	lnk	lnk/ lnk_{lim}	f	lnf	lnf/ lnf_{max}	lnf/ $lnf_{nextmax}$
1	0	0	6300	8.75	1	Blank
2	0.69	0.201	5933	8.69	0.993	1
3	1.10	0.321	5506	8.61	0.984	0.991
4	1.39	0.405	4316	8.37	0.957	0.963
5	1.61	0.469	4043	8.30	0.949	0.955
6	1.79	0.522	3710	8.22	0.939	0.946
7	1.95	0.569	2433	7.80	0.891	0.898
8	2.08	0.606	2240	7.71	0.881	0.887
9	2.20	0.641	1750	7.47	0.854	0.860
10	2.30	0.671	1698	7.44	0.850	0.856
11	2.40	0.700	1656	7.41	0.847	0.853
12	2.48	0.723	1400	7.24	0.827	0.833
13	2.56	0.746	1348	7.21	0.824	0.830
14	2.64	0.770	1138	7.04	0.805	0.810
15	2.71	0.790	963	6.87	0.785	0.791
16	2.77	0.808	928	6.83	0.781	0.786
17	2.83	0.825	823	6.71	0.767	0.772
18	2.89	0.843	718	6.58	0.752	0.757
19	2.94	0.857	665	6.50	0.743	0.748
20	3.00	0.875	543	6.30	0.720	0.725
21	3.04	0.886	438	6.08	0.695	0.700
22	3.09	0.901	350	5.86	0.670	0.674
23	3.14	0.915	158	5.06	0.578	0.582
24	3.18	0.927	140	4.94	0.565	0.568
25	3.22	0.939	105	4.65	0.531	0.535
26	3.26	0.950	70	4.25	0.486	0.489
27	3.30	0.962	53	3.97	0.454	0.457
28	3.33	0.971	35	3.56	0.407	0.410
29	3.37	0.983	23	3.14	0.359	0.361
30	3.40	0.991	18	2.89	0.330	0.333
31	3.43	1	1	0	0	0

X.13 South African English

A	B	C	D	E	F	G	H	I	J	K	L	M	N	O	P	Q	R	S	T	U	V	W	X	Y	Z
110	330	115	143	28	60	101	135	61	44	297	83	231	88	99	182	11	157	426	215	33	168	77	5	22	27

k	lnk	lnk/ lnk_{lim}	f	lnf	lnf/ lnf_{max}	lnf/ $lnf_{nextmax}$	lnf/ lnf_{nnmax}	lnf/ lnf_{nnnmax}
1	0	0	426	6.05	1	Blank	Blank	Blank
2	0.69	0.209	330	5.80	0.959	1	Blank	Blank
3	1.10	0.333	297	5.70	0.942	0.983	1	Blank
4	1.39	0.421	231	5.44	0.899	0.938	.954	1
5	1.61	0.488	215	5.37	0.888	0.926	.942	.987
6	1.79	0.542	182	5.20	0.860	0.897	.912	.956
7	1.95	0.591	168	5.12	0.846	0.883	.898	.941
8	2.08	0.630	157	5.06	0.836	0.872	.888	.930
9	2.20	0.667	143	4.96	0.820	0.855	.870	.912
10	2.30	0.697	135	4.91	0.812	0.847	.861	.903
11	2.40	0.727	115	4.74	0.783	0.817	.832	.871
12	2.48	0.752	110	4.70	0.777	0.810	.825	.864
13	2.56	0.776	101	4.62	0.764	0.797	.811	.849
14	2.64	0.800	99	4.60	0.760	0.793	.807	.846
15	2.71	0.821	88	4.48	0.740	0.772	.786	.824
16	2.77	0.839	83	4.42	0.731	0.762	.775	.813
17	2.83	0.858	77	4.34	0.717	0.748	.761	.798
18	2.89	0.876	61	4.11	0.679	0.709	.721	.756
19	2.94	0.891	60	4.09	0.676	0.705	.718	.752
20	3.00	0.909	44	3.78	0.625	0.652	.663	.695
21	3.04	0.921	33	3.50	0.579	0.603	.614	.643
22	3.09	0.936	28	3.33	0.550	0.574	.584	.612
23	3.14	0.952	27	3.30	0.545	0.569	.579	.607
24	3.18	0.964	22	3.09	0.511	0.533	.542	.568
25	3.22	0.976	11	2.40	0.397	0.414	.421	.441
26	3.26	0.988	5	1.61	0.266	0.278	.282	.296
27	3.30	1	1	0	0	0	0	0

X.14 Spanish

A	B	C	D	E	F	G	H	I	J	K	L	LI	M	N	Ñ	O	P	Q	R	S	T	U	V	X	Y	Z
2310	858	3465	1607	2205	840	770	665	805	298	1400	850	90	1663	333	20	350	1830	123	1085	1015	1143	123	793	10	35	175

k	lnk	lnk/ lnk_{lim}	f	lnf	lnf/ lnf_{max}	lnf/ $lnf_{next-max}$
1	0	0	3465	8.15	1	Blank
2	0.69	0.212	2310	7.75	0.951	1
3	1.10	0.337	2205	7.70	0.945	0.994
4	1.39	0.426	1830	7.51	0.921	0.969
5	1.61	0.494	1663	7.42	0.910	0.957
6	1.79	0.549	1607	7.38	0.906	0.952
7	1.95	0.598	1400	7.24	0.888	0.934
8	2.08	0.638	1143	7.04	0.864	0.908
9	2.20	0.675	1085	6.99	0.858	0.902
10	2.30	0.706	1015	6.92	0.849	0.893
11	2.40	0.736	858	6.75	0.828	0.871
12	2.48	0.761	840	6.73	0.826	0.868
13	2.56	0.785	805	6.69	0.821	0.863
14	2.64	0.810	793	6.68	0.820	0.862
15	2.71	0.831	770	6.65	0.816	0.858
16	2.77	0.850	665	6.50	0.798	0.839
17	2.83	0.868	350	5.86	0.719	0.756
18	2.89	0.887	333	5.81	0.713	0.750
19	2.94	0.902	298	5.70	0.699	0.735
20	3.00	0.920	175	5.16	0.633	0.666
21	3.04	0.933	123	4.81	0.590	0.621
22	3.09	0.948	90	4.50	0.552	0.581
23	3.14	0.963	35	3.56	0.437	0.459
24	3.18	0.975	20	3.00	0.368	0.387
25	3.22	0.988	10	2.30	0.282	0.297
26	3.26	1	1	0	0	0

X.15 Kachin

A	Ä..o	U	Ai	Au	Aw	Oi	B	Chy	D	G	H	J	K	HK	L	M	N	P	HP	R	S	Sh	T	Ts	Ht	V	W	Y	Z
570	0	200	8	5	20	23	350	270	640	930	3	440	860	730	760	1080	870	240	420	240	510	630	200	130	320	14	240	230	80

k	lnk	lnk/ lnk_{lim}	f	lnf	lnf/ lnf_{max}	lnf/ $lnf_{next-next-max}$
1	0	0	1080	6.98	1	Blank
2	0.69	0.209	930	6.84	0.980	1
3	1.10	0.333	870	6.77	0.970	0.990
4	1.39	0.421	860	6.76	0.968	0.988
5	1.61	0.488	760	6.63	0.950	0.969
6	1.79	0.542	730	6.59	0.944	0.963
7	1.95	0.591	640	6.46	0.926	0.944
8	2.08	0.630	630	6.45	0.924	0.943
9	2.20	0.667	570	6.35	0.910	0.928
10	2.30	0.697	510	6.23	0.893	0.911
11	2.40	0.727	440	6.09	0.872	0.890
12	2.48	0.752	420	6.04	0.865	0.883
13	2.56	0.776	350	5.86	0.840	0.857
14	2.64	0.800	320	5.77	0.827	0.844
15	2.71	0.821	270	5.60	0.802	0.819
16	2.77	0.839	240	5.48	0.785	0.801
17	2.83	0.858	230	5.44	0.779	0.795
18	2.89	0.876	200	5.30	0.759	0.775
19	2.94	0.891	130	4.87	0.698	0.712
20	3.00	0.909	80	4.38	0.628	0.640
21	3.04	0.921	23	3.14	0.450	0.459
22	3.09	0.936	20	3.00	0.430	0.439
23	3.14	0.952	14	2.64	0.378	0.386
24	3.18	0.964	8	2.08	0.298	0.304
25	3.22	0.976	5	1.61	0.231	0.235
26	3.26	0.988	3	1.10	0.158	0.161
27	3.30	1	1	0	0	0

X.16 Urdu

Alef	be	pe	te	be	se	ji	che	he	khe	dal	dāl	zal	re	re	ze	zhe	Sim	Shin	sad	zad	toe	zoe	ain	ghain	fe	qaf	kaf	gaf	lam	min	num	vao	he	vā
3159	2327	1440	1400	307	52	1050	980	517	700	1252	217	97	805	0	324	17	1427	542	332	105	236	44	595	263	560	577	1820	1111	709	3491	1339	394	753	140

k	lnk	lnk/ lnk_{lim}	f	lnf	lnf/ lnf_{max}	lnf/ $lnf_{nextmax}$	lnf/ lnf_{nnmax}	lnf/ lnf_{nnnmax}
1	0	0	3491	8.16	1	Blank	Blank	Blank
2	0.69	0.194	3159	8.06	0.988	1	Blank	Blank
3	1.10	0.309	2327	7.75	0.950	0.962	1	Blank
4	1.39	0.390	1820	7.51	0.920	0.932	.969	1
5	1.61	0.452	1440	7.27	0.891	0.902	.938	.968
6	1.79	0.503	1427	7.26	0.890	0.901	.937	.967
7	1.95	0.548	1400	7.24	0.887	0.898	.934	.964
8	2.08	0.584	1339	7.20	0.882	0.893	.929	.959
9	2.20	0.618	1252	7.13	0.874	0.885	.920	.949
10	2.30	0.646	1111	7.01	0.859	0.870	.905	.933
11	2.40	0.674	1050	6.96	0.853	0.864	.898	.927
12	2.48	0.697	980	6.89	0.844	0.855	.889	.917
13	2.56	0.719	805	6.69	0.820	0.830	.863	.891
14	2.64	0.742	753	6.62	0.811	0.821	.854	.881
15	2.71	0.761	709	6.56	0.804	0.814	.846	.874
16	2.77	0.778	700	6.55	0.803	0.813	.845	.872
17	2.83	0.795	595	6.39	0.783	0.793	.825	.851
18	2.89	0.812	577	6.36	0.779	0.789	.821	.847
19	2.94	0.826	560	6.33	0.776	0.785	.817	.843
20	3.00	0.843	542	6.29	0.771	0.780	.812	.838
21	3.04	0.854	517	6.25	0.766	0.775	.806	.832
22	3.09	0.868	394	5.98	0.733	0.742	.772	.796
23	3.14	0.882	332	5.81	0.712	0.721	.750	.774
24	3.18	0.893	324	5.78	0.708	0.717	.746	.770
25	3.22	0.904	307	5.73	0.702	0.711	.739	.763
26	3.26	0.916	263	5.57	0.683	0.691	.719	.742
27	3.30	0.927	236	5.46	0.669	0.677	.705	.727
28	3.33	0.935	217	5.38	0.659	0.667	.694	.716
29	3.37	0.947	140	4.94	0.605	0.613	.637	.658
30	3.40	0.955	105	4.65	0.570	0.577	.600	.619
31	3.43	0.963	97	4.57	0.560	0.567	.590	.609
32	3.47	0.975	52	3.95	0.484	0.490	.510	.526
33	3.50	0.983	44	3.78	0.463	0.469	.488	.503
34	3.53	0.992	17	2.83	0.347	0.351	.365	.377
35	3.56	1	1	0	0	0	0	0

X.17 English

A	B	C	D	E	F	G	H	I	J	K	L	M	N	O	P	Q	R	S	T	U	V	W	X	Y	Z
5540	4970	9170	4900	3640	4095	3150	3605	3521	875	816	3196	5180	1960	2170	8400	508	4585	11760	5705	1610	1680	2870	88	298	245

k	lnk	lnk/ $\ln k_{lim}$	f	lnf	lnf/ $\ln f_{max}$	lnf/ $\ln f_{nextmax}$
1	0	0	11760	9.37	1	Blank
2	0.69	0.212	9170	9.12	0.973	1
3	1.10	0.337	8400	9.04	0.965	0.991
4	1.39	0.426	5705	8.65	0.923	0.948
5	1.61	0.494	5540	8.62	0.920	0.945
6	1.79	0.549	5180	8.55	0.912	0.938
7	1.95	0.598	4970	8.51	0.908	0.933
8	2.08	0.638	4900	8.50	0.907	0.932
9	2.20	0.675	4585	8.43	0.900	0.924
10	2.30	0.706	4095	8.32	0.888	0.912
11	2.40	0.736	3640	8.20	0.875	0.899
12	2.48	0.761	3605	8.19	0.874	0.898
13	2.56	0.785	3521	8.17	0.872	0.896
14	2.64	0.810	3196	8.07	0.861	0.885
15	2.71	0.831	3150	8.06	0.860	0.884
16	2.77	0.850	2870	7.96	0.850	0.873
17	2.83	0.868	2170	7.68	0.820	0.842
18	2.89	0.887	1960	7.58	0.809	0.831
19	2.94	0.902	1680	7.43	0.793	0.815
20	3.00	0.920	1610	7.38	0.788	0.809
21	3.04	0.933	875	6.77	0.723	0.742
22	3.09	0.948	816	6.70	0.715	0.735
23	3.14	0.963	508	6.23	0.665	0.683
24	3.18	0.975	298	5.70	0.608	0.625
25	3.22	0.988	88	4.48	0.478	0.491
26	3.26	1	1	0	0	0

X.18 Nepali

1	2	3	4	5	6	7	8	9	10	11	12	13	14	15	16	17	18	19	20	21	22	23	24	25	26	27	28	29	30	31	32	33	34	35
1218	434	84	8	525	2	13	105	56	140	63	1904	882	1246	11	1778	1470	0	2590	1358	896	1848	560	2163	924	1512	140	784	840	336	336	168	4	2184	672

Here, the first row represents Nepali alphabets in the serial order.

k	lnk	lnk/ lnk_{lim}	f	lnf	lnf/ lnf_{max}	lnf/ $lnf_{nextmax}$
1	0	0	2590	7.86	1	Blank
2	0.69	0.207	2184	7.69	0.978	1
3	1.10	0.330	2163	7.68	0.977	0.999
4	1.39	0.417	1904	7.55	0.961	0.982
5	1.61	0.483	1848	7.52	0.957	0.978
6	1.79	0.538	1778	7.48	0.952	0.973
7	1.95	0.586	1512	7.32	0.931	0.952
8	2.08	0.625	1470	7.29	0.927	0.948
9	2.20	0.661	1358	7.21	0.917	0.938
10	2.30	0.691	1246	7.13	0.907	0.927
11	2.40	0.721	1218	7.10	0.903	0.923
12	2.48	0.745	924	6.83	0.869	0.888
13	2.56	0.769	896	6.80	0.865	0.884
14	2.64	0.793	882	6.78	0.863	0.882
15	2.71	0.814	840	6.73	0.856	0.875
16	2.77	0.832	784	6.66	0.847	0.866
17	2.83	0.850	672	6.51	0.828	0.847
18	2.89	0.868	560	6.33	0.805	0.823
19	2.94	0.883	525	6.26	0.796	0.814
20	3.00	0.901	434	6.07	0.772	0.789
21	3.04	0.913	336	5.82	0.740	0.757
22	3.09	0.928	168	5.12	0.651	0.666
23	3.14	0.943	140	4.94	0.628	0.642
24	3.18	0.955	105	4.65	0.592	0.605
25	3.22	0.967	84	4.43	0.564	0.576
26	3.26	0.979	63	4.14	0.527	0.538
27	3.30	0.991	56	4.03	0.513	0.524
28	3.33	1	1	0	0	0

X.19 Garo

A	B	C	D	E	G	H	I	J	K	L	M	N	O	P	R	S	T	U	W
1278	1558	822	718	115	1365	94	88	508	766	41	1418	718	251	648	1540	1400	570	140	443

k	lnk	lnk/ $\ln k_{lim}$	f	lnf	lnf/ $\ln f_{max}$	lnf/ $\ln f_{next-max}$
1	0	0	1558	7.35	1	Blank
2	0.69	0.230	1540	7.34	0.999	1
3	1.10	0.367	1418	7.26	0.988	0.989
4	1.39	0.463	1400	7.24	0.985	0.986
5	1.61	0.537	1365	7.22	0.982	0.984
6	1.79	0.597	1278	7.15	0.973	0.974
7	1.95	0.650	822	6.71	0.913	0.914
8	2.08	0.693	766	6.64	0.903	0.905
9	2.20	0.733	718	6.58	0.895	0.896
10	2.30	0.767	648	6.47	0.880	0.881
11	2.40	0.800	570	6.35	0.864	0.865
12	2.48	0.827	508	6.23	0.848	0.849
13	2.56	0.853	443	6.09	0.829	0.830
14	2.64	0.880	251	5.23	0.712	0.713
15	2.71	0.903	140	4.94	0.672	0.673
16	2.77	0.923	115	4.74	0.645	0.646
17	2.83	0.943	94	4.54	0.618	0.619
18	2.89	0.963	88	4.48	0.610	0.610
19	2.94	0.980	41	3.71	0.505	0.505
20	3.00	1	1	0	0	0

X.20 Lushai

A	AW	B	CH	D	E	F	G	H	I	K	L	M	N	O	P	R	S	T	U	V	Z
900	350	1450	2225	1075	525	425	11	2610	1520	2950	1260	950	1180	3	1260	1160	1360	5475	25	775	1140

k	lnk	lnk/ lnk_{lim}	f	lnf	lnf/ lnf_{max}	lnf/ $lnf_{next-max}$	lnf/ lnf_{nnmax}	lnf/ lnf_{nnnmax}
1	0	0	5475	8.61	1	Blank	Blank	Blank
2	0.69	0.223	2950	7.99	0.928	1	Blank	Blank
3	1.10	0.356	2610	7.87	0.914	0.985	1	Blank
4	1.39	0.450	2225	7.71	0.895	0.965	.980	1
5	1.61	0.521	1520	7.33	0.851	0.917	.931	.951
6	1.79	0.579	1450	7.28	0.846	0.911	.925	.944
7	1.95	0.631	1360	7.22	0.839	0.904	.917	.936
8	2.08	0.673	1260	7.14	0.829	0.894	.907	.926
9	2.20	0.712	1180	7.07	0.821	0.885	.898	.917
10	2.30	0.744	1160	7.06	0.820	0.884	.897	.916
11	2.40	0.777	1140	7.04	0.818	0.881	.895	.913
12	2.48	0.803	1075	6.98	0.811	0.874	.887	.905
13	2.56	0.828	950	6.86	0.797	0.859	.872	.890
14	2.64	0.854	900	6.80	0.790	0.851	.864	.882
15	2.71	0.877	775	6.65	0.772	0.832	.845	.863
16	2.77	0.896	525	6.26	0.727	0.783	.795	.812
17	2.83	0.916	425	6.05	0.703	0.757	.769	.785
18	2.89	0.935	350	5.86	0.681	0.733	.745	.760
19	2.94	0.951	25	3.21	0.373	0.402	.408	.416
20	3.00	0.971	11	2.40	0.279	0.300	.305	.311
21	3.04	0.984	3	1.10	0.128	0.138	.140	.143
22	3.09	1	1	0	0	0	0	0

X.21 German

A	B	C	D	E	F	G	H	I	J	K	L	M	N	O	P	Q	R	S	T	U	V	W	X	Y	Z
3080	2860	88	997	1496	1247	1584	1408	352	154	1760	1071	1364	880	352	1254	88	1232	3457	968	1540	2156	1364	10	7	1232

k	lnk	lnk/ $\ln k_{lim}$	f	lnf	lnf/ $\ln f_{max}$	lnf/ $\ln f_{next-max}$
1	0	0	3457	8.15	1	Blank
2	0.69	0.220	3080	8.03	0.985	1
3	1.10	0.350	2860	7.96	0.977	0.991
4	1.39	0.443	2156	7.68	0.942	0.956
5	1.61	0.513	1760	7.47	0.917	0.930
6	1.79	0.570	1584	7.37	0.904	0.918
7	1.95	0.621	1540	7.34	0.901	0.914
8	2.08	0.662	1496	7.31	0.897	0.910
9	2.20	0.701	1408	7.25	0.890	0.903
10	2.30	0.732	1364	7.22	0.886	0.899
11	2.40	0.764	1254	7.13	0.875	0.888
12	2.48	0.790	1247	7.13	0.875	0.888
13	2.56	0.815	1232	7.12	0.874	0.887
14	2.64	0.841	1071	6.98	0.856	0.869
15	2.71	0.863	997	6.90	0.847	0.859
16	2.77	0.882	968	6.88	0.844	0.857
17	2.83	0.901	880	6.78	0.832	0.844
18	2.89	0.920	352	5.86	0.719	0.730
19	2.94	0.936	154	5.04	0.618	0.628
20	3.00	0.955	88	4.48	0.550	0.558
21	3.04	0.968	10	2.30	0.282	0.286
22	3.09	0.984	7	1.95	0.239	0.243
23	3.14	1	1	0	0	0

X.22 Assamese

1	2	3	4	5	6	7	8	9	10	11	12	13	14	15	16	17	18	19	20	21	22	23	24	25	26	27	28	29	30	31	32	33	34	35	36	37
612	672	72	372	204	8	96	7	1020	504	528	244	1	744	588	2	240	96	144	120	1	360	144	432	168	480	912	264	1080	408	792	5	288	480	1176	504	5

Here, the first row represents Assamese alphabets in the serial order.

k	lnk	lnk/ $\ln k_{lim}$	f	lnf	lnf/ $\ln f_{max}$	lnf/ $\ln f_{next-max}$
1	0	0	1176	7.07	1	Blank
2	0.69	0.212	1080	6.98	0.987	1
3	1.10	0.337	1020	6.93	0.980	0.993
4	1.39	0.426	912	6.82	0.965	0.977
5	1.61	0.494	792	6.67	0.943	0.956
6	1.79	0.549	744	6.61	0.935	0.947
7	1.95	0.598	672	6.51	0.921	0.933
8	2.08	0.638	612	6.42	0.908	0.920
9	2.20	0.675	588	6.38	0.902	0.914
10	2.30	0.706	528	6.27	0.887	0.898
11	2.40	0.736	504	6.22	0.880	0.891
12	2.48	0.761	480	6.17	0.873	0.884
13	2.56	0.785	432	6.07	0.859	0.870
14	2.64	0.810	408	6.01	0.850	0.861
15	2.71	0.831	372	5.92	0.837	0.848
16	2.77	0.850	360	5.89	0.833	0.844
17	2.83	0.868	288	5.66	0.801	0.811
18	2.89	0.887	264	5.58	0.789	0.799
19	2.94	0.902	240	5.48	0.775	0.785
20	3.00	0.920	204	5.32	0.752	0.762
21	3.04	0.933	168	5.12	0.724	0.734
22	3.09	0.948	144	4.97	0.703	0.712
23	3.14	0.963	120	4.79	0.678	0.686
24	3.18	0.975	96	4.56	0.645	0.653
25	3.22	0.988	72	4.28	0.605	0.613
26	3.26	1	1	0	0	0

X.23 Abor-Miri

A	B	D	E	G	I	J	K	L	M	N	O	P	R	S	T	U	Y
824	331	328	235	256	210	107	650	471	552	390	162	585	270	568	656	65	325

k	lnk	lnk/ lnk_{lim}	f	lnf	lnf/ lnf_{max}	lnf/ $lnf_{next-max}$
1	0	0	824	6.71	1	Blank
2	0.69	0.235	656	6.49	0.967	1
3	1.10	0.374	650	6.48	0.966	0.998
4	1.39	0.473	585	6.37	0.949	0.982
5	1.61	0.548	568	6.34	0.945	0.977
6	1.79	0.609	552	6.31	0.940	0.972
7	1.95	0.663	471	6.15	0.917	0.948
8	2.08	0.707	390	5.97	0.890	0.920
9	2.20	0.748	331	5.80	0.864	0.894
10	2.30	0.782	328	5.79	0.863	0.892
11	2.40	0.816	325	5.78	0.861	0.891
12	2.48	0.844	270	5.60	0.835	0.863
13	2.56	0.871	256	5.55	0.827	0.855
14	2.64	0.898	235	5.46	0.814	0.841
15	2.71	0.922	210	5.35	0.797	0.824
16	2.77	0.942	162	5.09	0.759	0.784
17	2.83	0.963	107	4.67	0.696	0.720
18	2.89	0.983	65	4.17	0.621	0.643
19	2.94	1	1	0	0	0

X.24 Arabian

1	2	3	4	5	6	7	8	9	10	11	12	13	14	15	16	17	18	19	20	21	22	23	24	25	26	vao	28
525	1080	300	270	960	1380	1200	915	255	1440	660	1320	1150	760	345	600	915	1970	795	1210	1680	1005	945	1140	2050	1230	1330	180

Here, the first row represents Arabian alphabets in the serial order.

k	lnk	lnk/ lnk_{lim}	f	lnf	lnf/ lnf_{max}	lnf/ $lnf_{nextmax}$
1	0	0	2050	7.63	1	Blank
2	0.69	0.207	1970	7.59	0.995	1
3	1.10	0.330	1680	7.43	0.974	0.979
4	1.39	0.417	1440	7.27	0.953	0.958
5	1.61	0.483	1380	7.23	0.948	0.953
6	1.79	0.538	1330	7.19	0.942	0.947
7	1.95	0.586	1320	7.19	0.942	0.947
8	2.08	0.625	1230	7.11	0.932	0.937
9	2.20	0.661	1210	7.10	0.931	0.935
10	2.30	0.691	1200	7.09	0.929	0.934
11	2.40	0.721	1150	7.05	0.924	0.929
12	2.48	0.745	1140	7.04	0.923	0.928
13	2.56	0.769	1080	6.98	0.915	0.920
14	2.64	0.793	1005	6.91	0.906	0.910
15	2.71	0.814	960	6.87	0.900	0.905
16	2.77	0.832	945	6.85	0.898	0.903
17	2.83	0.850	915	6.82	0.894	0.899
18	2.89	0.868	795	6.68	0.875	0.880
19	2.94	0.883	760	6.63	0.869	0.874
20	3.00	0.901	660	6.49	0.851	0.855
21	3.04	0.913	600	6.40	0.839	0.843
22	3.09	0.928	525	6.26	0.820	0.825
23	3.14	0.943	345	5.84	0.765	0.769
24	3.18	0.955	300	5.70	0.747	0.751
25	3.22	0.967	270	5.60	0.734	0.738
26	3.26	0.979	255	5.54	0.726	0.730
27	3.30	0.991	180	5.19	0.680	0.684
28	3.33	1	1	0	0	0

X.25 Lotha

A	B	C	E	G	H	J	K	L	M	N	O	P	Q	R	S	T	Ü	U	V	W	Y	Z
24	8	74	753	7	102	14	315	134	230	524	251	185	8	153	219	377	29	12	42	47	162	99

k	lnk	lnk/ lnk_{lim}	f	lnf	lnf/ lnf_{max}	lnf/ $lnf_{next-max}$	lnf/ lnf_{nnmax}	lnf/ lnf_{nnnmax}
1	0	0	753	6.62	1	Blank	Blank	Blank
2	0.69	0.220	524	6.26	0.946	1	Blank	Blank
3	1.10	0.350	377	5.93	0.896	0.947	1	Blank
4	1.39	0.443	315	5.75	0.869	0.919	.970	1
5	1.61	0.513	251	5.53	0.835	0.883	.933	.962
6	1.79	0.570	230	5.44	0.822	0.869	.917	.946
7	1.95	0.621	219	5.39	0.814	0.861	.909	.937
8	2.08	0.662	185	5.22	0.789	0.834	.880	.908
9	2.20	0.701	162	5.09	0.769	0.813	.858	.885
10	2.30	0.732	153	5.03	0.760	0.804	.848	.875
11	2.40	0.764	134	4.90	0.740	0.783	.826	.852
12	2.48	0.790	102	4.62	0.698	0.738	.779	.803
13	2.56	0.815	99	4.60	0.695	0.735	.776	.800
14	2.64	0.841	74	4.30	0.650	0.687	.725	.748
15	2.71	0.863	47	3.85	0.582	0.615	.649	.670
16	2.77	0.882	42	3.74	0.565	0.597	.631	.650
17	2.83	0.901	29	3.37	0.509	0.538	.568	.586
18	2.89	0.920	24	3.18	0.480	0.510	.536	.553
19	2.94	0.936	14	2.64	0.399	0.422	.445	.459
20	3.00	0.955	12	2.48	0.375	0.396	.418	.431
21	3.04	0.968	8	2.08	0.314	0.332	.351	.362
22	3.09	0.984	7	1.95	0.295	0.312	.329	.339
23	3.14	1	1	0	0	0	0	0

X.26 Sema

A	B	C	D	E	F	G	H	I	J	K	L	M	N	O	P	Q	S	T	U	V	W	X	Y	Z
986	20	34	15	1	4	80	61	134	46	348	98	220	70	1	242	44	183	216	5	31	12	26	24	68

k	lnk	lnk/ lnk_{lim}	f	lnf	lnf/ lnf_{max}	lnf/ $lnf_{next-max}$	lnf/ lnf_{nnmax}	lnf/ lnf_{nnnmax}
1	0	0	986	6.89	1	Blank	Blank	Blank
2	0.69	0.217	348	5.85	0.849	1	Blank	Blank
3	1.10	0.346	242	5.49	0.797	0.938	1	Blank
4	1.39	0.437	220	5.39	0.782	0.921	.982	1
5	1.61	0.506	216	5.38	0.781	0.920	.980	.998
6	1.79	0.563	183	5.21	0.756	0.891	.949	.967
7	1.95	0.613	134	4.90	0.711	0.838	.893	.909
8	2.08	0.654	98	4.58	0.665	0.783	.834	.850
9	2.20	0.692	80	4.38	0.636	0.749	.798	.813
10	2.30	0.723	70	4.25	0.617	0.726	.774	.788
11	2.40	0.755	68	4.22	0.612	0.721	.769	.783
12	2.48	0.780	61	4.11	0.597	0.703	.749	.763
13	2.56	0.805	46	3.83	0.556	0.655	.698	.711
14	2.64	0.830	44	3.78	0.549	0.646	.689	.701
15	2.71	0.852	34	3.53	0.512	0.603	.643	.655
16	2.77	0.871	31	3.43	0.498	0.586	.625	.636
17	2.83	0.890	26	3.26	0.473	0.557	.594	.605
18	2.89	0.909	24	3.18	0.462	0.544	.579	.590
19	2.94	0.925	20	3.00	0.435	0.513	.546	.557
20	3.00	0.943	15	2.71	0.393	0.463	.494	.503
21	3.04	0.956	12	2.48	0.360	0.424	.452	.460
22	3.09	0.972	5	1.61	0.234	0.275	.293	.299
23	3.14	0.987	4	1.39	0.202	0.238	.253	.258
24	3.18	1	1	0	0	0	0	0

Verbs and Graphical law beneath a written natural language

Abstract

We study more than five written natural languages. We draw in the log scale, number of verbs starting with a letter vs rank of the letter, both normalised. We find that all the graphs are closer to the curves of reduced magnetisation vs reduced temperature for various approximations of Ising model. We make a weak conjecture that a curve of magnetisation underlies a written natural language, even if we consider verbs exclusively.

XI

In this module, we take a smaller set of languages, six in number, and study verbs in place of words. The languages are German, French, Abor-Miri, Khasi, Garo and Hindi respectively. The organisation of this module is as follows: We explain our method of study in the section XII. In the ensuing section, section XIII, we narrate our graphical results. Then we conclude with a conjecture about the graphical law, in the section XIV. In the section XV, we adjoin tables related to the plots of this module.

XII Method of study

We take bilingual dictionaries of this six languages say French to English, Khasi to English etc. Then we count the verbs, one by one from the beginning to the end, starting with different letters. For the French language, [3], we have taken verbs marked vt, vi; did not count verbs marked v.r. i.e. starting with se. For the Garo language, [21], we have taken simple verbs only into counting, avoided counting verbs like Miksi-mikat daka. Moreover, we have counted a verb with different meanings, but the same spelling, only once. For the German language, [23], we have taken only one entry for a verb. For the Abor-Miri language, [25], we have counted a verb with various meanings but the same spelling only once. For each language, we assort the letters according to their rankings. We take natural logarithm of both number of verbs, denoted by f and the respective rank, denoted by k . k is a positive integer starting from one. Since each language has a letter, number of verbs initiating with it being very close to one or, one, we attach a limiting rank, k_{lim} , and a limiting number of verb to each language. The limiting rank is just maximum rank (maximum rank plus one) if it is one (close to one) and the limiting number of verb is one. As a result both $\frac{\ln f}{\ln f_{max}}$ and $\frac{\ln k}{\ln k_{lim}}$ varies from zero to one. Then we plot $\frac{\ln f}{\ln f_{max}}$ against $\frac{\ln k}{\ln k_{lim}}$. We note that the ranking of the letters in a language for the verbs is independent of the ranking for the words used in the first module.

XIII Results

We describe our results, here, in three consecutive subsections.

XIII.1 Verbs

In this first subsection, we plot $\frac{\ln f}{\ln f_{max}}$ vs $\frac{\ln k}{\ln k_{lim}}$ for the six languages([3]-[25]). On each plot we superimpose a curve of magnetisation. For German and Khasi languages, it is Bragg-Williams line as a comparator. For Garo, Bethe-Peierls curve for four neighbour is used as fit curve. Bethe-Peierls curve for $\gamma = 4.1$ is used for Abor-Miri. Bragg-Williams curve in presence of little magnetic field, $c = 0.01$, is utilised for matching with French and Hindi languages.

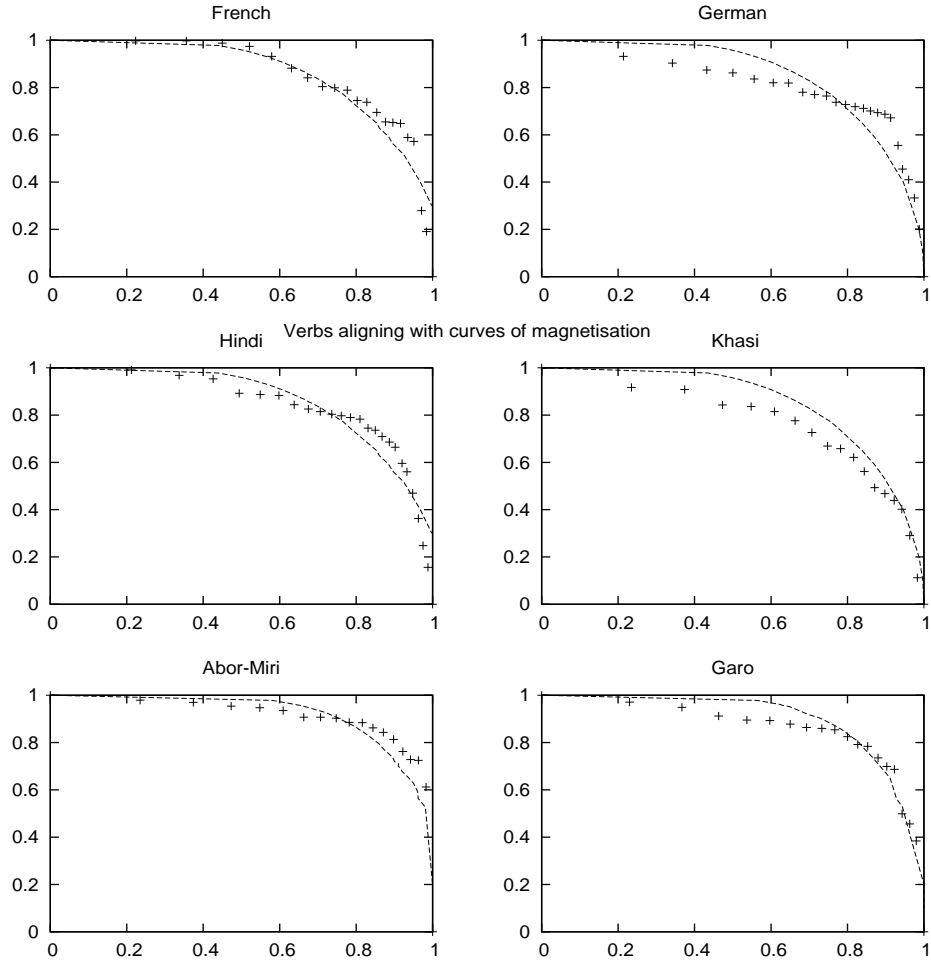


Figure 13: Vertical axis is $\frac{\ln f}{\ln f_{max}}$ and horizontal axis is $\frac{\ln k}{\ln k_{lim}}$. The + points represent the languages in the titles. The fit curve is different for different languages. For German and Khasi it is Bragg-Williams; for Garo and Abor-Miri it is the Bethe line, for $\gamma = 4, 4.1$; for French and Hindi it is the Bragg-Williams line in presence of little magnetic field.

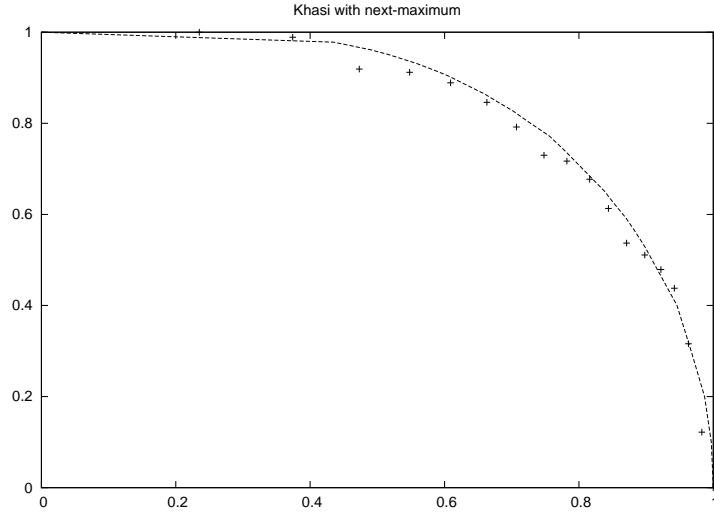


Figure 14: The + points represent the Khasi language. Vertical axis is $\frac{\ln f}{\ln f_{nextmax}}$ and horizontal axis is $\frac{\ln k}{\ln k_{lim}}$. The fit curve is the Bragg-Williams line.

XIII.2 Khasi language with next-to-maximum

We observe that the Khasi language is not matched with Bragg-Williams line fully in fig.13. We then ignore the letter with the highest number of verbs and redo the plot, normalising the $\ln f$ s with next-to-maximum $\ln f$, and starting from $k = 2$. We see, to our surprise, that the resulting points almost fall on the Bragg-Williams line in the absence of magnetic field. Hence, we can put the six languages in the following classification

French	Garo	Abor-Miri	Hindi	Khasi	German
Bragg-Williams($c=0.01$)	Bragg-Williams($c=0.01$)	Bragg-Williams	Bragg-Williams	Bethe(4)	Bethe(4.1)

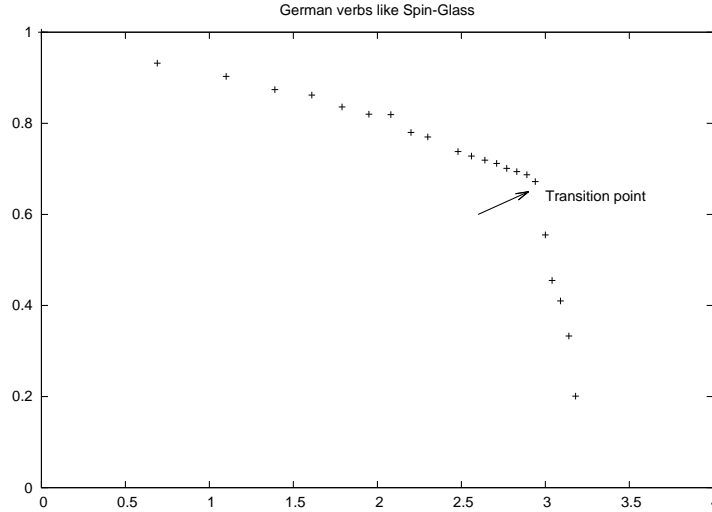


Figure 15: Vertical axis is $\frac{\ln f}{\ln f_{max}}$ and horizontal axis is $\ln k$. The + points represent the German language.

XIII.3 Spin-Glass

We note that the pointsline in the figure fig.15 has a clear-cut transition point. Hence, it seems that the German language is better suited to be described by a Spin-Glass magnetisation curve, in presence of magnetic field. The same feature we have observed for this language, in the previous module, in relation to words.

XIV Conclusion

From the figures (fig.13-fig.15), hence, we tend to conjecture, behind each written language there is a curve of magnetisation, even if verbs only are considered. Moreover, for the languages we have studied here, excepting Khasi, the following correspondance works,

$$\frac{\ln f}{\ln f_{max}} \longleftrightarrow \frac{M}{M_{max}},$$

$$\ln k \longleftrightarrow T.$$

For the Khasi language, the correspondance is similar with $\ln f_{next-to-maximum}$ coming in place of $\ln f_{max}$.

XV appendix

XV.1 Khasi

A	B	K	D	E	G	NG	H	I	J	L	M	N	O	P	R	S	T	U	W	Y
14	50	96	29	4	0	5	4	29	48	49	19	6	0	41	17	111	54	4	1	0

k	lnk	lnk/ lnk_{lim}	f	lnf	lnf/ lnf_{max}	lnf/ $lnf_{next-next-max}$
1	0	0	111	4.71	1	Blank
2	0.69	0.255	96	4.56	0.968	Blank
3	1.10	0.406	54	3.99	0.847	1
4	1.39	0.513	50	3.91	0.830	0.980
5	1.61	0.594	49	3.89	0.826	0.975
6	1.79	0.661	48	3.87	0.822	0.970
7	1.95	0.720	41	3.71	0.788	0.930
8	2.08	0.768	29	3.37	0.715	0.845
9	2.20	0.812	19	2.94	0.624	0.737
10	2.30	0.849	17	2.83	0.601	0.709
11	2.40	0.886	14	2.64	0.561	0.662
12	2.48	0.915	6	1.79	0.380	0.449
13	2.56	0.945	5	1.61	0.342	0.404
14	2.64	0.974	4	1.39	0.295	0.348
15	2.71	1	1	0	0	0

XV.2 French

A	B	C	D	E	F	G	H	I	J	K	L	M	N	O	P	Q	R	S	T	U	V	W	X	Y	Z
183	84	231	126	140	114	57	49	279	21	2	59	179	63	64	230	14	135	212	95	16	99	1	0	1	4

k	lnk	lnk/ lnk_{lim}	f	lnf	lnf/ lnf_{max}
1	0	0	279	5.63	1
2	0.69	0.217	231	5.44	0.966
3	1.10	0.346	230	5.44	0.966
4	1.39	0.437	212	5.36	0.952
5	1.61	0.506	183	5.21	0.925
6	1.79	0.563	179	5.19	0.922
7	1.95	0.613	140	4.94	0.877
8	2.08	0.654	135	4.91	0.872
9	2.20	0.692	126	4.84	0.860
10	2.30	0.723	114	4.74	0.842
11	2.40	0.755	99	4.60	0.817
12	2.48	0.780	95	4.55	0.808
13	2.56	0.805	84	4.43	0.787
14	2.64	0.830	64	4.16	0.739
15	2.71	0.852	63	4.14	0.735
16	2.77	0.871	59	4.08	0.725
17	2.83	0.890	57	4.04	0.718
18	2.89	0.909	49	3.89	0.691
19	2.94	0.925	21	3.04	0.540
20	3.00	0.943	16	2.77	0.492
21	3.04	0.956	14	2.64	0.469
22	3.09	0.972	4	1.39	0.247
23	3.14	0.987	2	.693	0.123
24	3.18	1	1	0	0

XV.3 Abor-Miri

A	B	D	E	G	I	J	K	L	M	N	O	P	R	S	T	U	Y
28	10	6	3	4	3	3	15	4	8	8	6	9	3	26	10	4	8

k	lnk	lnk/ lnk_{lim}	f	lnf	lnf/ lnf_{max}	lnf/ $lnf_{next-next-max}$
1	0	0	28	3.33	1	Blank
2	0.69	0.3	26	3.26	0.979	Blank
3	1.10	0.478	15	2.71	0.814	1
4	1.39	0.604	10	2.30	0.691	0.849
5	1.61	0.7	9	2.20	0.661	0.812
6	1.79	0.778	8	2.08	0.625	0.768
7	1.95	0.848	6	1.79	0.538	0.661
8	2.08	0.904	4	1.39	0.417	0.512
9	2.20	0.957	3	1.10	0.330	0.405
10	2.30	1	1	0	0	0

XV.4 Garo

A	B	C	D	E	G	H	I	J	K	L	M	N	O	P	R	S	T	U	W
104	213	94	64	15	190	9	8	38	108	3	153	56	24	96	189	133	55	9	18

k	lnk	lnk/ lnk_{lim}	f	lnf	lnf/ lnf_{max}
1	0	0	213	5.36	1
2	0.69	0.230	190	5.25	0.979
3	1.10	0.367	189	5.24	0.978
4	1.39	0.463	153	5.03	0.938
5	1.61	0.537	133	4.89	0.912
6	1.79	0.597	108	4.68	0.873
7	1.95	0.650	104	4.64	0.866
8	2.08	0.693	96	4.56	0.851
9	2.20	0.733	94	4.54	0.847
10	2.30	0.767	64	4.16	0.776
11	2.40	0.800	56	4.03	0.752
12	2.48	0.827	55	4.01	0.748
13	2.56	0.853	38	3.64	0.679
14	2.64	0.880	24	3.18	0.593
15	2.71	0.903	18	2.89	0.539
16	2.77	0.923	15	2.71	0.506
17	2.83	0.943	9	2.20	0.410
18	2.89	0.963	8	2.08	0.388
19	2.94	0.980	3	1.10	0.205
20	3.00	1	1	0	0

XV.5 German

A	B	C	D	E	F	G	H	I	J	K	L	M	N	O	P	Q	R	S	T	U	V	W	X	Y	Z
346	282	15	138	257	200	318	205	284	24	219	81	307	125	67	76	10	163	492	122	651	319	210	4	0	137

k	lnk	$\ln k / \ln k_{lim}$	f	lnf	$\ln f / \ln f_{max}$	$\ln f / \ln f_{next-next-max}$
1	0	0	651	6.48	1	Blank
2	0.69	0.212	492	6.20	0.957	Blank
3	1.10	0.337	346	5.85	0.903	1
4	1.39	0.426	319	5.77	0.890	0.986
5	1.61	0.494	318	5.76	0.889	0.985
6	1.79	0.549	307	5.73	0.884	0.979
7	1.95	0.598	284	5.65	0.872	0.966
8	2.08	0.638	282	5.64	0.870	0.964
9	2.20	0.675	257	5.55	0.856	0.949
10	2.30	0.706	219	5.39	0.832	0.921
11	2.40	0.736	210	5.35	0.826	0.915
12	2.48	0.761	205	5.32	0.821	0.909
13	2.56	0.785	200	5.30	0.818	0.906
14	2.64	0.810	163	5.09	0.785	0.870
15	2.71	0.831	138	4.93	0.761	0.843
16	2.77	0.850	137	4.92	0.759	0.841
17	2.83	0.868	125	4.83	0.745	0.826
18	2.89	0.887	122	4.80	0.741	0.821
19	2.94	0.902	81	4.39	0.677	0.750
20	3.00	0.920	76	4.33	0.668	0.740
21	3.04	0.933	67	4.20	0.648	0.718
22	3.09	0.948	24	3.18	0.491	0.544
23	3.14	0.963	15	2.71	0.418	0.463
24	3.18	0.975	10	2.30	0.355	0.393
25	3.22	0.988	4	1.39	0.215	0.238
26	3.26	1	1	0	0	0

XV.6 Hindi

1	2	3	4	5	6	7	8	9	10	11	12	13	14	15	16	17	18	19	20	21	22	23	24	25	26	27	28	29	30	31	32	33	34	35	36	37	38	39	40	41
288	50	16	2	67	8	1	23	8	4	6	113	53	77	20	118	24	54	10	7	10	10	9	70	8	95	15	158	179	28	160	38	92	8	26	56	97	32	3	238	35

Here, the first row represents Hindi alphabets in the serial order.

k	lnk	$\ln k / \ln k_{lim}$	f	lnf	$\ln f / \ln f_{max}$	$\ln f / \ln f_{nextnextmax}$
1	0	0	288	5.66	1	Blank
2	0.69	0.193	238	5.47	0.966	Blank
3	1.10	0.307	179	5.19	0.917	1
4	1.39	0.388	160	5.08	0.898	0.979
5	1.61	0.450	158	5.06	0.894	0.975
6	1.79	0.500	118	4.77	0.843	0.919
7	1.95	0.545	113	4.73	0.836	0.912
8	2.08	0.581	97	4.57	0.807	0.880
9	2.20	0.615	95	4.55	0.804	0.877
10	2.30	0.642	92	4.52	0.799	0.871
11	2.40	0.670	77	4.34	0.767	0.836
12	2.48	0.693	70	4.25	0.751	0.819
13	2.56	0.715	67	4.20	0.742	0.809
14	2.64	0.737	56	4.03	0.712	0.776
15	2.71	0.757	54	3.99	0.705	0.769
16	2.77	0.774	53	3.97	0.701	0.764
17	2.83	0.791	50	3.91	0.691	0.754
18	2.89	0.807	38	3.64	0.643	0.701
19	2.94	0.821	35	3.56	0.629	0.686
20	3.00	0.838	32	3.47	0.613	0.668
21	3.04	0.849	28	3.33	0.588	0.641
22	3.09	0.863	26	3.26	0.576	0.628
23	3.14	0.877	24	3.18	0.562	0.613
24	3.18	0.888	23	3.14	0.555	0.605
25	3.22	0.899	20	3.00	0.530	0.578
26	3.26	0.911	16	2.77	0.489	0.533
27	3.30	0.922	15	2.71	0.479	0.522
28	3.33	0.930	10	2.30	0.406	0.443
29	3.37	0.941	9	2.20	0.389	0.424
30	3.40	0.950	8	2.08	0.367	0.400
31	3.43	0.958	7	1.95	0.345	0.376
32	3.47	0.969	6	1.79	0.316	0.345
33	3.50	0.978	4	1.39	0.246	0.268
34	3.53	0.986	3	1.10	0.194	0.212
35	3.56	0.994	2	0.693	0.122	0.133
36	3.58	1	1	0	0	0

Adverbs and Graphical law beneath a written natural language

Abstract

We study more than five written natural languages. We draw in the log scale, number of adverbs starting with a letter vs rank of the letter, both normalised. We find that all the graphs are closer to the curves of reduced magnetisation vs reduced temperature for various approximations of Ising model. We make a weak conjecture that a curve of magnetisation underlies a written natural language, even if we consider adverbs exclusively.

XVI

In this module, we take the same set of six languages and study adverbs in place of verbs. The organisation of this module is as follows:

We explain our method of study in the section XVII. In the ensuing section, section XVIII, we narrate our graphical results. Then we conclude with a conjecture about the graphical law, in the section XIX. In an adjoining appendix, section XX, we give the adverb datas for the six languages.

XVII Method of study

We take bilingual dictionaries of six different languages ([3]-[25]), say French to English, Khasi to English etc. Then we count the adverbs, one by one from the beginning to the end, starting with different letters.

For each language, we assort the letters according to their rankings. We take natural logarithm of both number of adverbs, denoted by f and the respective rank, denoted by k . k is a positive integer starting from one. Since each language has a letter, number of adverbs initiating with it being very close to one or, one, we attach a limiting rank, k_{lim} , and a limiting number of adverb to each language. The limiting rank is just maximum rank (maximum rank plus one) if it is one (close to one) and the limiting number of adverb is one. As a result both $\frac{\ln f}{\ln f_{max}}$ and $\frac{\ln k}{\ln k_{lim}}$ varies from zero to one. Then we plot $\frac{\ln f}{\ln f_{max}}$ against $\frac{\ln k}{\ln k_{lim}}$. We note that the ranking of the letters in a language for the adverbs is independent of the ranking for the words and verbs used in the previous two modules.

XVIII Results

We describe our results, here, in four consecutive subsections.

XVIII.1 Adverbs

In this first subsection, we plot $\frac{\ln f}{\ln f_{max}}$ vs $\frac{\ln k}{\ln k_{lim}}$ for the languages([3]-[25]) . On each plot we superimpose a curve of magnetisation. For French, Hindi and Khasi languages, it is Bragg-Williams line is placed as a comparator. For Garo, Bethe-Peierls curve for four neighbour is used as fit curve. Bethe-Peierls curve for $\gamma = 3.9$ is used for Abor-Miri. Bragg-Williams curve in presence of little magnetic field, $c = 0.01$, is utilised for matching with the German language.

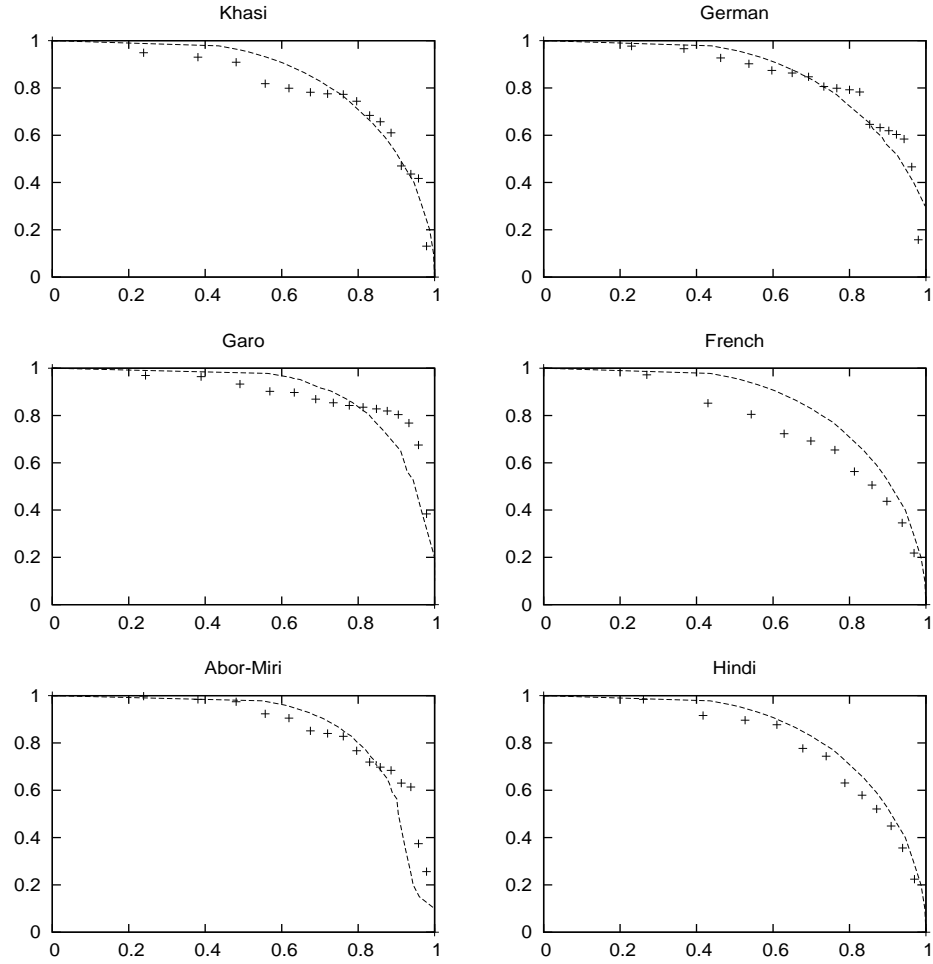


Figure 16: Vertical axis is $\frac{\ln f}{\ln f_{max}}$ and horizontal axis is $\frac{\ln k}{\ln k_{lim}}$. The + points represent the languages in the titles, ([3]-[25]). The fit curve is different for different languages. For French, Hindi and Khasi it is Bragg-Williams; for Garo and Abor-Miri it is the Bethe line, for $\gamma = 4, 3.9$; for German it is the Bragg-Williams line in presence of little magnetic field.

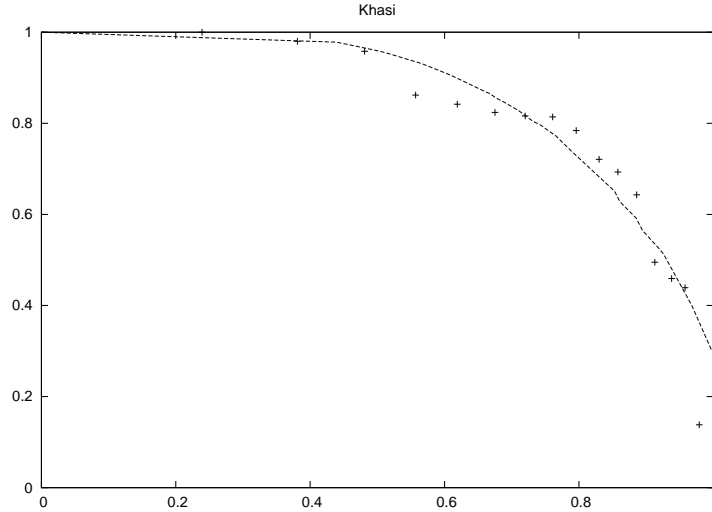


Figure 17: The + points represent the Khasi language. Vertical axis is $\frac{\ln f}{\ln f_{nextmax}}$ and horizontal axis is $\frac{\ln k}{\ln k_{lim}}$. The fit curve is the Bragg-Williams line with little magnetic field.

XVIII.2 Khasi language with next-to-maximum

We observe that the Khasi language is not matched with Bragg-Williams line fully in fig.16. We then ignore the letter with the highest number of adverbs and redo the plot, normalising the $\ln f$ s with next-to-maximum $\ln f$, and starting from $k = 2$. We see, to our surprise, that the resulting points almost fall on the Bragg-Williams line in the presence of little magnetic field, $c = 0.01$.

XVIII.3 French and Hindi with next-to-next-to-maximum

We observe that the French and Hindi languages are not matched with Bragg-Williams line fully in fig.16. We then ignore the letters with the highest and next highest number of adverbs and redo the plot, normalising the $\ln f$ s with next-to-next-to-maximum $\ln f_{nextnextmax}$, and starting from $k = 3$. We see, to our surprise, that the resulting points almost fall on the Bragg-Williams line. Hence, we can put the six languages in the following classification

French	Garo	Abor-Miri	Hindi	Khasi	German
Bragg-Williams	Bethe(4)	Bethe(3.9)	Bragg-Williams	Bragg-Williams($c=0.01$)	Bragg-Williams($c=0.01$)

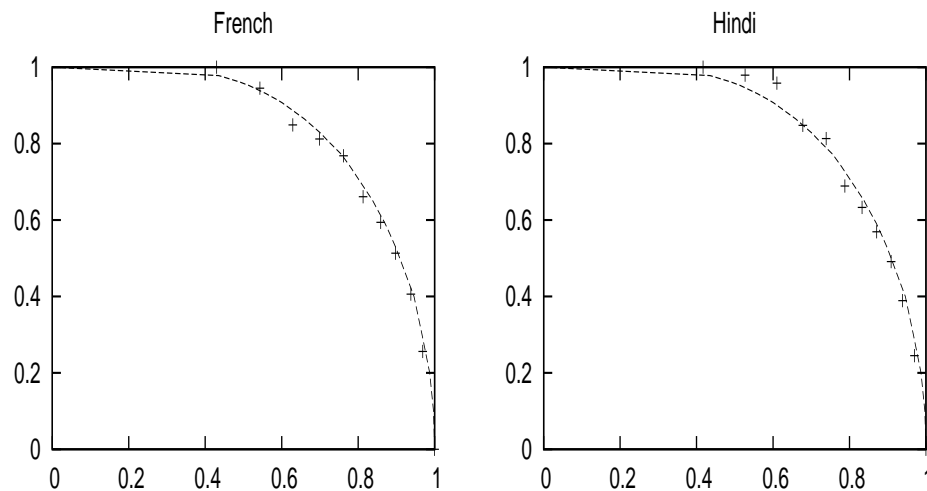


Figure 18: The + points represent the languages in the title. Vertical axis is $\frac{\ln f}{\ln f_{nextnextmax}}$ and horizontal axis is $\frac{\ln k}{\ln k_{lim}}$. The fit curve is the Bragg-Williams line.

XVIII.4 Spin-Glass

We note that the pointslines in the fig.19 has a clear-cut transition point, at least for Garo. Hence, it seems that at least the Garo language is better suited to be described by a Spin-Glass magnetisation curve, [32], in presence of magnetic field.

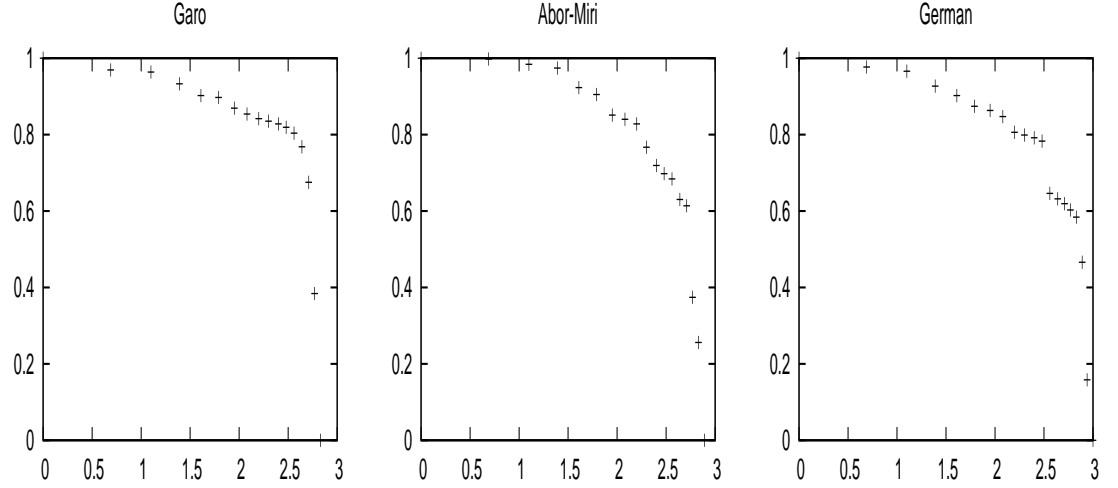


Figure 19: Vertical axis is $\frac{\ln f}{\ln f_{max}}$ and horizontal axis is $\ln k$. The + points represent the languages in the title.

XIX Conclusion

From the figures (fig.16-fig.19), hence, we tend to conjecture, behind each written language there is a curve of magnetisation, even if adverbs only are considered.

Moreover, for the languages we have studied here, excepting Khasi, Hindi and French, the following correspondance works,

$$\frac{\ln f}{\ln f_{max}} \longleftrightarrow \frac{M}{M_{max}},$$

$$\ln k \longleftrightarrow T.$$

For the Khasi language, the correspondance is similar with $\ln f_{next-to-maximum}$ coming in place of $\ln f_{max}$. For French and Hindi languages, the correspondance is also similar with $\ln f_{next-to-next-to-maximum}$ coming in place of $\ln f_{max}$.

XX appendix

XX.1 Khasi

A	B	K	D	E	G	NG	H	I	J	L	M	N	O	P	R	S	T	U	W	Y
12	62	196	37	2	0	25	59	10	75	150	60	32	1	68	51	135	122	1	9	2

k	lnk	lnk/ lnk_{lim}	f	lnf	lnf/ lnf_{max}	lnf/ $lnf_{next-max}$
1	0	0	196	5.28	1	Blank
2	0.69	0.239	150	5.01	0.949	1
3	1.10	0.381	135	4.91	0.930	0.98
4	1.39	0.481	122	4.80	0.909	0.958
5	1.61	0.557	75	4.32	0.818	0.862
6	1.79	0.619	68	4.22	0.799	0.842
7	1.95	0.675	62	4.13	0.782	0.824
8	2.08	0.720	60	4.09	0.775	0.816
9	2.20	0.761	59	4.08	0.773	0.814
10	2.30	0.796	51	3.93	0.744	0.784
11	2.40	0.830	37	3.61	0.684	0.721
12	2.48	0.858	32	3.47	0.657	0.693
13	2.56	0.886	25	3.22	0.610	0.643
14	2.64	0.913	12	2.48	0.470	0.495
15	2.71	0.938	10	2.30	0.436	0.459
16	2.77	0.958	9	2.20	0.417	0.439
17	2.83	0.979	2	.693	0.131	0.138
18	2.89	1	1	0	0	0

XX.2 French

A	B	C	D	E	F	G	H	I	J	K	L	M	N	O	P	Q	R	S	T	U	V	W	X	Y	Z
24	4	13	15	10	5	5	8	9	4	0	9	13	8	3	22	3	2	15	10	0	6	0	0	1	0

k	lnk	lnk/ lnk_{lim}	f	lnf	lnf/ lnf_{max}	lnf/ $lnf_{nextnextmax}$
1	0	0	24	3.18	1	Blank
2	0.69	0.27	22	3.09	0.972	Blank
3	1.10	0.430	15	2.71	0.852	1
4	1.39	0.543	13	2.56	0.805	0.945
5	1.61	0.629	10	2.30	0.723	0.849
6	1.79	0.699	9	2.20	0.692	0.812
7	1.95	0.762	8	2.08	0.654	0.768
8	2.08	0.813	6	1.79	0.563	0.661
9	2.20	0.859	5	1.61	0.506	0.594
10	2.30	0.898	4	1.39	0.437	0.513
11	2.40	0.838	3	1.10	0.346	0.406
12	2.48	0.969	2	.693	0.218	0.256
13	2.56	1	1	0	0	0

XX.3 Abor-Miri

A	B	D	E	G	I	J	K	L	M	N	O	P	R	S	T	U	Y
69	27	39	22	15	14	5	66	73	53	19	20	35	27	74	49	3	37

k	lnk	$\ln k / \ln k_{im}$	f	lnf	$\ln f / \ln f_{max}$
1	0	0	74	4.30	1
2	0.69	0.239	73	4.29	0.998
3	1.10	0.381	69	4.23	0.984
4	1.39	0.481	66	4.19	0.974
5	1.61	0.557	53	3.97	0.923
6	1.79	0.619	49	3.89	0.905
7	1.95	0.675	39	3.66	0.851
8	2.08	0.720	37	3.61	0.840
9	2.20	0.761	35	3.56	0.828
10	2.30	0.796	27	3.30	0.767
11	2.40	0.830	22	3.09	0.719
12	2.48	0.858	20	3.00	0.698
13	2.56	0.886	19	2.94	0.684
14	2.64	0.913	15	2.71	0.630
15	2.71	0.938	14	2.64	0.614
16	2.77	0.958	5	1.61	0.374
17	2.83	0.979	3	1.10	0.256
18	2.89	1	1	0	0

XX.4 Garo

A	B	C	D	E	G	H	I	J	K	L	M	N	O	P	R	S	T	U	W
34	58	32	50	0	31	5	33	57	43	0	44	29	17	31	38	66	25	43	36

k	lnk	$\ln k / \ln k_{lim}$	f	lnf	$\ln f / \ln f_{max}$
1	0	0	66	4.19	1
2	0.69	0.244	58	4.06	0.969
3	1.10	0.389	57	4.04	0.964
4	1.39	0.491	50	3.91	0.933
5	1.61	0.569	44	3.78	0.902
6	1.79	0.633	43	3.76	0.897
7	1.95	0.689	38	3.64	0.869
8	2.08	0.735	36	3.58	0.854
9	2.20	0.777	34	3.53	0.842
10	2.30	0.813	33	3.50	0.835
11	2.40	0.848	32	3.47	0.828
12	2.48	0.876	31	3.43	0.819
13	2.56	0.905	29	3.37	0.804
14	2.64	0.933	25	3.22	0.768
15	2.71	0.958	17	2.83	0.675
16	2.77	0.979	5	1.61	0.384
17	2.83	1	1	0	0

XX.5 German

A	B	C	D	E	F	G	H	I	J	K	L	M	N	O	P	Q	R	S	T	U	V	W	X	Y	Z
52	32	2	80	33	17	31	69	34	15	14	16	32	44	13	12	2	12	72	15	41	52	58	1	0	46

k	lnk	$\ln k / \ln k_{lim}$	f	lnf	$\ln f / \ln f_{max}$
1	0	0	80	4.38	1
2	0.69	0.230	72	4.28	0.977
3	1.10	0.367	69	4.23	0.966
4	1.39	0.463	58	4.06	0.927
5	1.61	0.537	52	3.95	0.902
6	1.79	0.597	46	3.83	0.874
7	1.95	0.650	44	3.78	0.863
8	2.08	0.693	41	3.71	0.847
9	2.20	0.733	34	3.53	0.806
10	2.30	0.767	33	3.50	0.799
11	2.40	0.800	32	3.47	0.792
12	2.48	0.827	31	3.43	0.783
13	2.56	0.853	17	2.83	0.646
14	2.64	0.880	16	2.77	0.632
15	2.71	0.903	15	2.71	0.619
16	2.77	0.923	14	2.64	0.603
17	2.83	0.943	13	2.56	0.584
18	2.89	0.963	12	2.48	0.566
19	2.94	0.980	2	.693	0.158
20	3.00	1	1	0	0

XX.6 Hindi

1	2	3	4	5	6	7	8	9	10	11	12	13	14	15	16	17	18	19	20	21	22	23	24	25	26	27	28	29	30	31	32	33	34	35	36	37	38	39	40	41
22	11	3	0	2	1	0	3	1	0	2	21	5	2	0	7	0	10	2	2	1	0	0	10	0	11	5	11	15	4	17	4	6	6	2	2	6	4	0	16	5

Here, the first row represents Hindi alphabets in the serial order.

k	lnk	lnk/ lnk_{lim}	f	lnf	lnf/ lnf_{max}	lnf/ $lnf_{nextnextmax}$
1	0	0	22	3.09	1	Blank
2	0.69	0.261	21	3.04	0.984	Blank
3	1.10	0.417	17	2.83	0.916	1
4	1.39	0.527	16	2.77	0.896	0.979
5	1.61	0.610	15	2.71	0.877	0.958
6	1.79	0.678	11	2.40	0.777	0.848
7	1.95	0.739	10	2.30	0.744	0.813
8	2.08	0.788	7	1.95	0.631	0.689
9	2.20	0.833	6	1.79	0.579	0.633
10	2.30	0.871	5	1.61	0.521	0.569
11	2.40	0.909	4	1.39	0.449	0.491
12	2.48	0.939	3	1.10	0.356	0.389
13	2.56	0.970	2	0.693	0.224	0.245
14	2.64	1	1	0	0	0

Adjectives and Graphical law beneath a written natural language

Abstract

We study more than five written natural languages. We draw in the log scale, number of adjectives starting with a letter vs rank of the letter, both normalised. We find that all the graphs are closer to the curves of reduced magnetisation vs reduced temperature for various approximations of Ising model. We make a weak conjecture that a curve of magnetisation underlies a written natural language, even if we consider adjectives exclusively.

XXI

In this module, we study adjectives for German, French, Abor-Miri, Khasi, Garo and Hindi respectively. The organisation of this module is as follows:

We explain our method of study in the section XXII. In the ensuing section, section XXIII, we narrate our graphical results. Then we conclude with a conjecture about the graphical law, in the section XXIV. In an adjoining appendix, section XXV, we give the adjective datas for the six languages.

XXII Method of study

We take bilingual dictionaries of six different languages ([3]-[25]), say French to English, Khasi to English etc. Then we count the adjectives, one by one from the beginning to the end, starting with different letters.

For each language, we assort the letters according to their rankings. We take natural logarithm of both number of adjectives, denoted by f and the respective rank, denoted by k . k is a positive integer starting from one. Since each language has a letter, number of adjectives initiating with it being very close to one or, one, we attach a limiting rank, k_{lim} , and a limiting number of adjective to each language. The limiting rank is just maximum rank (maximum rank plus one) if it is one (close to one) and the limiting number of adjective is one. As a result both $\frac{\ln f}{\ln f_{max}}$ and $\frac{\ln k}{\ln k_{lim}}$ varies from zero to one. Then we plot $\frac{\ln f}{\ln f_{max}}$ against $\frac{\ln k}{\ln k_{lim}}$. We note that the ranking of the letters in a language for the adjectives is independent of the ranking for that of the words, verbs and adverbs.

XXIII Results

We plot $\frac{\ln f}{\ln f_{max}}$ vs $\frac{\ln k}{\ln k_{lim}}$ for the languages([3]-[25]) . On each plot we superimpose a curve of magnetisation. For French, German and Garo languages, Bragg-Williams curve in presence of little magnetic field, $c = 0.01$, is placed as a comparator. For Hindi, Khasi, Abor-Miri Bragg-Williams line is used as a fit.

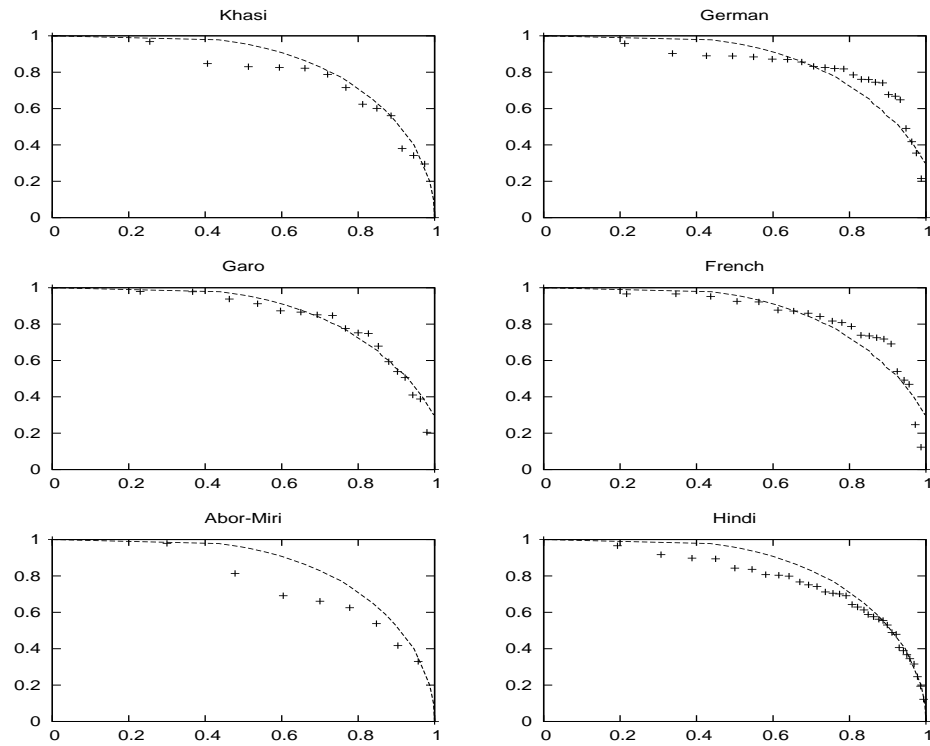


Figure 20: Vertical axis is $\frac{\ln f}{\ln f_{max}}$ and horizontal axis is $\frac{\ln k}{\ln k_{lim}}$. The + points represent the languages in the titles. The fit curve is different for different languages. For Abor-Miri, Hindi and Khasi it is Bragg-Williams; For Garo, French and German it is the Bragg-Williams line in presence of little magnetic field.

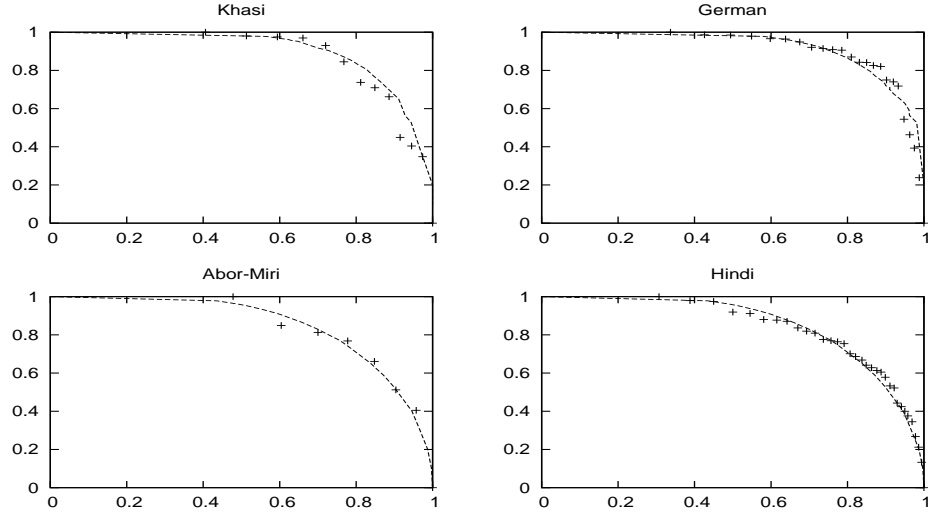


Figure 21: The + points represent the languages in the title. Vertical axis is $\frac{\ln f}{\ln f_{nextnextmax}}$ and horizontal axis is $\frac{\ln k}{\ln k_{lim}}$. The fit curve is the Bragg-Williams line for Hindi and Abor-Miri. For German and Khasi fit curves are Bethe line for $\gamma = 4.1, 4$.

We observe that the German, Khasi, Hindi and Abor-Miri are not matched with Bragg-Williams line, in presence or, absence of magnetic field, fully in fig.20. We then ignore the letters with the highest and next highest number of adjectives and redo the plot, normalising the $\ln fs$ with next-to-next-to-maximum $\ln f_{nextnextmax}$, and starting from $k = 3$. We see, to our surprise, that the resulting points almost fall on the Bragg-Williams line for Hindi , Abor-Miri languages and on Bethe lines for $\gamma = 4, 4.1$ neighbours for Khasi and German languages.

Hence, we can put the six languages in the following classification

French	Garro	Abor-Miri	Hindi	Khasi	German
Bragg-Williams($c=0.01$)	Bragg-Williams($c=0.01$)	Bragg-Williams	Bragg-Williams	Bethe(4)	Bethe(4.1)

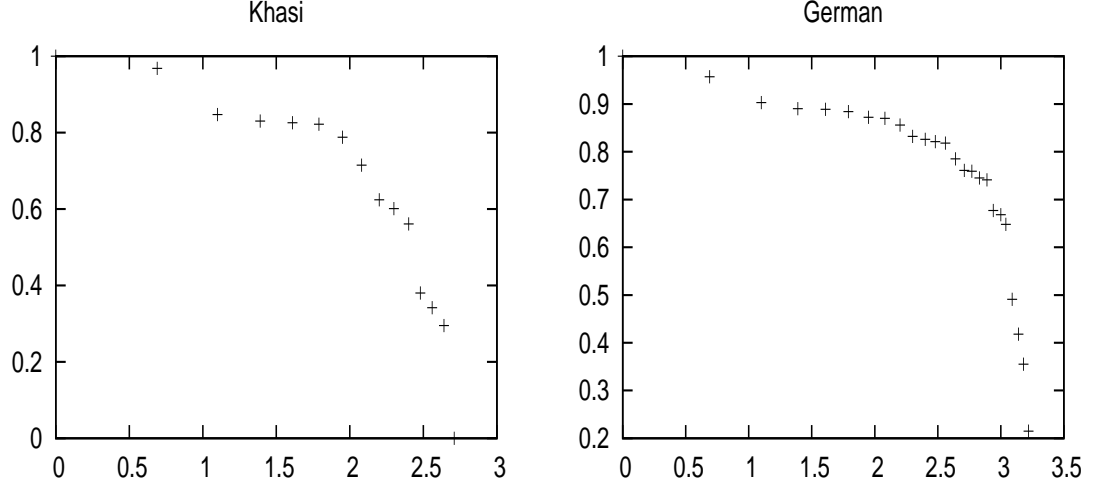


Figure 22: Vertical axis is $\frac{\ln f}{\ln f_{max}}$ and horizontal axis is $\ln k$. The + points represent the languages in the title.

We also observe that the pointlines in the fig.4 for German and Khasi appear like Spin-Glass magnetisation curve,[32], in presence of magnetic field, if we leave the maximum and the next-to-maximum points.

XXIV Conclusion

From the figures (fig.20-fig.22), hence, we tend to conjecture, behind each written language there is a curve of magnetisation, even if adjectives only are considered.

Moreover, for the languages we have studied here the following correspondance works,

$$\frac{\ln f}{\ln f_{max}} \text{ or, } \frac{\ln f}{\ln f_{next-to-next-to-maximum}} \longleftrightarrow \frac{M}{M_{max}},$$

$$\ln k \longleftrightarrow T.$$

XXV appendix

XXV.1 Khasi

A	B	K	D	E	G	NG	H	I	J	L	M	N	O	P	R	S	T	U	W	Y
14	50	96	29	4	0	5	4	29	48	49	19	6	0	41	17	111	54	4	1	0

k	lnk	lnk/ lnk_{lim}	f	lnf	lnf/ lnf_{max}	lnf/ $lnf_{next-next-max}$
1	0	0	111	4.71	1	Blank
2	0.69	0.255	96	4.56	0.968	Blank
3	1.10	0.406	54	3.99	0.847	1
4	1.39	0.513	50	3.91	0.830	0.980
5	1.61	0.594	49	3.89	0.826	0.975
6	1.79	0.661	48	3.87	0.822	0.970
7	1.95	0.720	41	3.71	0.788	0.930
8	2.08	0.768	29	3.37	0.715	0.845
9	2.20	0.812	19	2.94	0.624	0.737
10	2.30	0.849	17	2.83	0.601	0.709
11	2.40	0.886	14	2.64	0.561	0.662
12	2.48	0.915	6	1.79	0.380	0.449
13	2.56	0.945	5	1.61	0.342	0.404
14	2.64	0.974	4	1.39	0.295	0.348
15	2.71	1	1	0	0	0

XXV.2 French

A	B	C	D	E	F	G	H	I	J	K	L	M	N	O	P	Q	R	S	T	U	V	W	X	Y	Z
183	84	231	126	140	114	57	49	279	21	2	59	179	63	64	230	14	135	212	95	16	99	1	0	1	4

k	lnk	lnk/ lnk_{lim}	f	lnf	lnf/ lnf_{max}
1	0	0	279	5.63	1
2	0.69	0.217	231	5.44	0.966
3	1.10	0.346	230	5.44	0.966
4	1.39	0.437	212	5.36	0.952
5	1.61	0.506	183	5.21	0.925
6	1.79	0.563	179	5.19	0.922
7	1.95	0.613	140	4.94	0.877
8	2.08	0.654	135	4.91	0.872
9	2.20	0.692	126	4.84	0.860
10	2.30	0.723	114	4.74	0.842
11	2.40	0.755	99	4.60	0.817
12	2.48	0.780	95	4.55	0.808
13	2.56	0.805	84	4.43	0.787
14	2.64	0.830	64	4.16	0.739
15	2.71	0.852	63	4.14	0.735
16	2.77	0.871	59	4.08	0.725
17	2.83	0.890	57	4.04	0.718
18	2.89	0.909	49	3.89	0.691
19	2.94	0.925	21	3.04	0.540
20	3.00	0.943	16	2.77	0.492
21	3.04	0.956	14	2.64	0.469
22	3.09	0.972	4	1.39	0.247
23	3.14	0.987	2	.693	0.123
24	3.18	1	1	0	0

XXV.3 Abor-Miri

A	B	D	E	G	I	J	K	L	M	N	O	P	R	S	T	U	Y
28	10	6	3	4	3	3	15	4	8	8	6	9	3	26	10	4	8

k	lnk	lnk/ lnk_{lim}	f	lnf	lnf/ lnf_{max}	lnf/ $lnf_{next-next-max}$
1	0	0	28	3.33	1	Blank
2	0.69	0.3	26	3.26	0.979	Blank
3	1.10	0.478	15	2.71	0.814	1
4	1.39	0.604	10	2.30	0.691	0.849
5	1.61	0.7	9	2.20	0.661	0.812
6	1.79	0.778	8	2.08	0.625	0.768
7	1.95	0.848	6	1.79	0.538	0.661
8	2.08	0.904	4	1.39	0.417	0.512
9	2.20	0.957	3	1.10	0.330	0.405
10	2.30	1	1	0	0	0

XXV.4 Garo

A	B	C	D	E	G	H	I	J	K	L	M	N	O	P	R	S	T	U	W
104	213	94	64	15	190	9	8	38	108	3	153	56	24	96	189	133	55	9	18

k	lnk	lnk/ lnk_{lim}	f	lnf	lnf/ lnf_{max}
1	0	0	213	5.36	1
2	0.69	0.230	190	5.25	0.979
3	1.10	0.367	189	5.24	0.978
4	1.39	0.463	153	5.03	0.938
5	1.61	0.537	133	4.89	0.912
6	1.79	0.597	108	4.68	0.873
7	1.95	0.650	104	4.64	0.866
8	2.08	0.693	96	4.56	0.851
9	2.20	0.733	94	4.54	0.847
10	2.30	0.767	64	4.16	0.776
11	2.40	0.800	56	4.03	0.752
12	2.48	0.827	55	4.01	0.748
13	2.56	0.853	38	3.64	0.679
14	2.64	0.880	24	3.18	0.593
15	2.71	0.903	18	2.89	0.539
16	2.77	0.923	15	2.71	0.506
17	2.83	0.943	9	2.20	0.410
18	2.89	0.963	8	2.08	0.388
19	2.94	0.980	3	1.10	0.205
20	3.00	1	1	0	0

XXV.5 German

A	B	C	D	E	F	G	H	I	J	K	L	M	N	O	P	Q	R	S	T	U	V	W	X	Y	Z
346	282	15	138	257	200	318	205	284	24	219	81	307	125	67	76	10	163	492	122	651	319	210	4	0	137

k	lnk	lnk/ lnk_{lim}	f	lnf	lnf/ lnf_{max}	lnf/ $lnf_{next-next-max}$
1	0	0	651	6.48	1	Blank
2	0.69	0.212	492	6.20	0.957	Blank
3	1.10	0.337	346	5.85	0.903	1
4	1.39	0.426	319	5.77	0.890	0.986
5	1.61	0.494	318	5.76	0.889	0.985
6	1.79	0.549	307	5.73	0.884	0.979
7	1.95	0.598	284	5.65	0.872	0.966
8	2.08	0.638	282	5.64	0.870	0.964
9	2.20	0.675	257	5.55	0.856	0.949
10	2.30	0.706	219	5.39	0.832	0.921
11	2.40	0.736	210	5.35	0.826	0.915
12	2.48	0.761	205	5.32	0.821	0.909
13	2.56	0.785	200	5.30	0.818	0.906
14	2.64	0.810	163	5.09	0.785	0.870
15	2.71	0.831	138	4.93	0.761	0.843
16	2.77	0.850	137	4.92	0.759	0.841
17	2.83	0.868	125	4.83	0.745	0.826
18	2.89	0.887	122	4.80	0.741	0.821
19	2.94	0.902	81	4.39	0.677	0.750
20	3.00	0.920	76	4.33	0.668	0.740
21	3.04	0.933	67	4.20	0.648	0.718
22	3.09	0.948	24	3.18	0.491	0.544
23	3.14	0.963	15	2.71	0.418	0.463
24	3.18	0.975	10	2.30	0.355	0.393
25	3.22	0.988	4	1.39	0.215	0.238
26	3.26	1	1	0	0	0

XXV.6 Hindi

1	2	3	4	5	6	7	8	9	10	11	12	13	14	15	16	17	18	19	20	21	22	23	24	25	26	27	28	29	30	31	32	33	34	35	36	37	38	39	40	41
288	50	16	2	67	8	1	23	8	4	6	113	53	77	20	118	24	54	10	7	10	10	9	70	8	95	15	158	179	28	160	38	92	8	26	56	97	32	3	238	35

Here, the first row represents Hindi alphabets in the serial order.

k	lnk	$\ln k / \ln k_{lim}$	f	lnf	$\ln f / \ln f_{max}$	$\ln f / \ln f_{nextnextmax}$
1	0	0	288	5.66	1	Blank
2	0.69	0.193	238	5.47	0.966	Blank
3	1.10	0.307	179	5.19	0.917	1
4	1.39	0.388	160	5.08	0.898	0.979
5	1.61	0.450	158	5.06	0.894	0.975
6	1.79	0.500	118	4.77	0.843	0.919
7	1.95	0.545	113	4.73	0.836	0.912
8	2.08	0.581	97	4.57	0.807	0.880
9	2.20	0.615	95	4.55	0.804	0.877
10	2.30	0.642	92	4.52	0.799	0.871
11	2.40	0.670	77	4.34	0.767	0.836
12	2.48	0.693	70	4.25	0.751	0.819
13	2.56	0.715	67	4.20	0.742	0.809
14	2.64	0.737	56	4.03	0.712	0.776
15	2.71	0.757	54	3.99	0.705	0.769
16	2.77	0.774	53	3.97	0.701	0.764
17	2.83	0.791	50	3.91	0.691	0.754
18	2.89	0.807	38	3.64	0.643	0.701
19	2.94	0.821	35	3.56	0.629	0.686
20	3.00	0.838	32	3.47	0.613	0.668
21	3.04	0.849	28	3.33	0.588	0.641
22	3.09	0.863	26	3.26	0.576	0.628
23	3.14	0.877	24	3.18	0.562	0.613
24	3.18	0.888	23	3.14	0.555	0.605
25	3.22	0.899	20	3.00	0.530	0.578
26	3.26	0.911	16	2.77	0.489	0.533
27	3.30	0.922	15	2.71	0.479	0.522
28	3.33	0.930	10	2.30	0.406	0.443
29	3.37	0.941	9	2.20	0.389	0.424
30	3.40	0.950	8	2.08	0.367	0.400
31	3.43	0.958	7	1.95	0.345	0.376
32	3.47	0.969	6	1.79	0.316	0.345
33	3.50	0.978	4	1.39	0.246	0.268
34	3.53	0.986	3	1.10	0.194	0.212
35	3.56	0.994	2	0.693	0.122	0.133
36	3.58	1	1	0	0	0

Contemporary Chinese usage and Graphical law

Abstract

We study Chinese-English dictionary of contemporary usage. We draw in the log scale, number of usages starting with a letter vs rank of the letter, both normalised. We find that the graphs are closer to the curves of reduced magnetisation vs reduced temperature for various approximations of Ising model.

XXVI

In this module, we continue our enquiry into the chinese language. Chinese is comparable in terms of natural language users to English. Originally, chinese language had pictograms, no alphabet. Recently adopting Wade-Giles romanization system a compilation has been done for the contemporary chinese usages, [34]. We take that as a source for written chinese language. We try to see whether a graphical law is buried within, through this version, in the chinese language, in this module

We organise this module as follows. We explain our method of study in the section XXVII. In the ensuing section, section XXVIII, we narrate our graphical results. Then we conclude about the existence of the graphical law in the section XXIX. In an adjoining appendix, section XXX, we give the usage datas for the chinese language.

XXVII Method of study

We take the Chinese-English dictionary of contemporary usage,[34]. Then we count the usages, one by one from the beginning to the end, starting with different letters. We assort the letters according to their rankings. We take natural logarithm of both number of usages, denoted by f and the respective rank, denoted by k . k is a positive integer starting from one. Moreover, we attach a limiting rank, k_{lim} , and a limiting number of usage. The limiting rank is maximum rank plus one and the limiting number of usage is one. As a result both $\frac{\ln f}{\ln f_{max}}$ and $\frac{\ln k}{\ln k_{lim}}$ varies from zero to one. Then we plot $\frac{\ln f}{\ln f_{max}}$ against $\frac{\ln k}{\ln k_{lim}}$.

XXVIII Results

We plot $\frac{\ln f}{\ln f_{max}}$ vs $\frac{\ln k}{\ln k_{lim}}$ for the chinese language([34]). On the plot we superimpose a Bragg-Williams curve in presence of little magnetic field, $c = 0.01$, as a comparator. We observe that the points are not matched with Bragg-Williams line, in presence of magnetic field, fully in fig.23. We then ignore the letters with the highest and next highest number of usages and redo the plot, normalising the $\ln f$ s with next-to-next-to-maximum $\ln f_{nextnextmax}$, and starting from

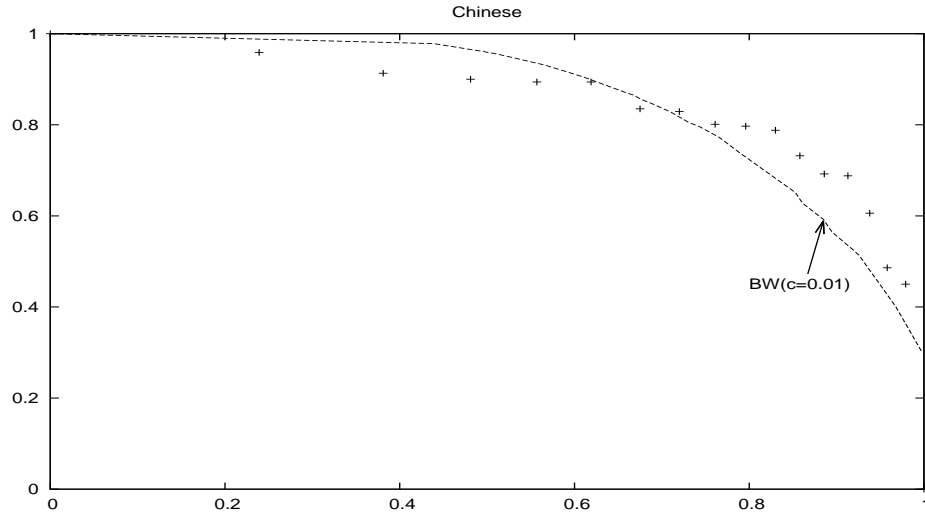


Figure 23: Vertical axis is $\frac{\ln f}{\ln f_{max}}$ and horizontal axis is $\frac{\ln k}{\ln k_{lim}}$. The + points represent the chinese language ([34]).

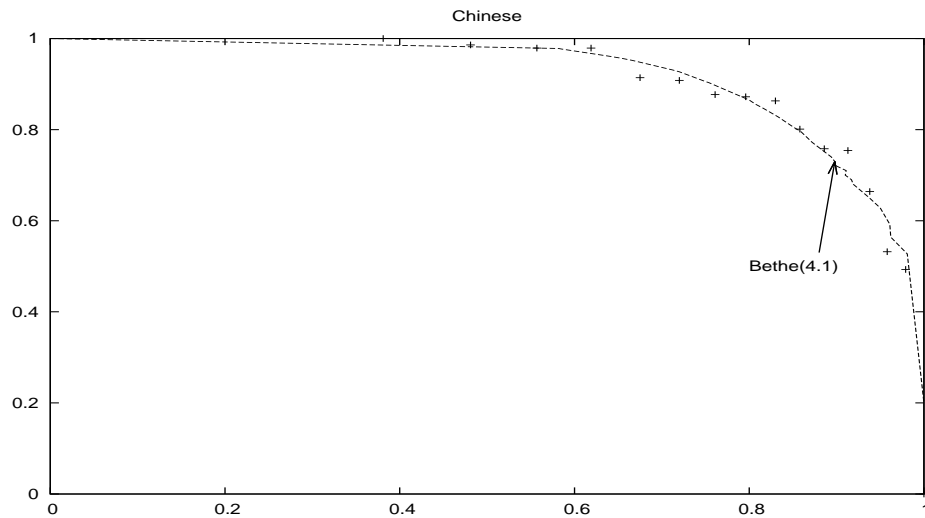


Figure 24: The + points represent the languages in the title. Vertical axis is $\frac{\ln f}{\ln f_{nextnextmax}}$ and horizontal axis is $\frac{\ln k}{\ln k_{lim}}$. Fit curve is Bethe line for $\gamma = 4.1$.

$k = 3$. We see, to our surprise, that the resulting points almost fall on the Bethe line for $\gamma = 4.1$ in fig.24.

XXIX Conclusion

From the figures (fig.23-fig.24), we observe that there is a curve of magnetisation, behind contemporary chinese usage. In other words, we conclude that the graphical law exists beneath the contemporary chinese usage also.

Moreover, the associated correspondance is,

$$\frac{\ln f}{\ln f_{\text{next-to-next-to-maximum}}} \longleftrightarrow \frac{M}{M_{\text{max}}},$$

$$\ln k \longleftrightarrow T.$$

XXX appendix

XXX.1 Chinese Usage

A	C	E	F	H	I	J	K	L	M	N	O	P	S	T	W	Y
155	4058	42	701	1981	439	314	1692	982	751	306	57	1691	1775	2893	783	1035

k	lnk	$\ln k / \ln k_{lim}$	f	lnf	$\ln f / \ln f_{max}$	$\ln f / \ln f_{next-max}$
1	0	0	4058	8.31	1	Blank
2	0.69	0.239	2893	7.97	0.959	Blank
3	1.10	0.381	1981	7.59	0.913	1
4	1.39	0.481	1775	7.48	0.900	0.986
5	1.61	0.557	1692	7.43	0.894	0.979
6	1.79	0.619	1691	7.43	0.894	0.979
7	1.95	0.675	1035	6.94	0.835	0.914
8	2.08	0.720	982	6.89	0.829	0.908
9	2.20	0.761	783	6.66	0.801	0.877
10	2.30	0.796	751	6.62	0.797	0.872
11	2.40	0.830	701	6.55	0.788	0.863
12	2.48	0.858	439	6.08	0.732	0.801
13	2.56	0.886	314	5.75	0.692	0.758
14	2.64	0.913	306	5.72	0.688	0.754
15	2.71	0.938	155	5.04	0.606	0.664
16	2.77	0.958	57	4.04	0.486	0.532
17	2.83	0.979	42	3.74	0.450	0.493
18	2.89	1	1	0	0	0

Lakher(Mara) language and the Graphical law

Abstract

We study Lakher to English dictionary. We draw in the log scale, number of words, nouns, verbs, adverbs and adjectives starting with an alphabet vs rank of the alphabet, both normalised. We find that the graphs are closer to the curves of reduced magnetisation vs reduced temperature for various approximations of Ising model.

XXXI

In this module, we continue our study into the Lakher language. Lakher is a dialect of Lai that belongs to the central sub-group of Lakher languages,[35]. They are a Hill tribe of Malayan stock. They have migrated from Lakher Hills. Lakher is the Lushai name for the Mara tribe. Mara is the correct name for the people in their own language. According to the census of 1931, they were 6186 in number. Around 1949, their population was around 20,000. They were living in the South Lushai Hills, now in Mizoram, in the Lakher Hills of Burma, now Myanmar, and in the North Arakan Yoma Mountains. Around 1907, [35], they were a head-hunting ferocious tribe. The author of the book,[35], which we are using, landed among them at that time, painstakingly reduced the Lakher language to writing, rigorously composed Grammar and exhaustively developed Dictionary before he departed for heaven in the year, 1944. A recent account on Lakher language is reference[36]. The Lakher alphabet is composed of 25 entries. This includes ten vowels. Of these ao, yu are diphthongs; o,ô are pure sounds, not letters. The eight parts of speech are noun, pronoun, verb, adverb, adjective, preposition, conjunction and interjection. The number of entries, counted by us, under words and different parts of speech ala the work of Rev. Lorrain, [35] are as follows:

letter	A	AW	Y	B	CH	D	E	H	I	K	L	M	N	Ng	O	ô	P	R	S	T	U	V	Z
words	526	55	32	297	712	180	24	550	59	621	434	404	252	154	39	14	1064	361	588	853	25	243	198
nouns	306	53	15	220	397	100	5	295	46	381	299	287	127	104	28	11	522	233	470	596	12	169	118
verbs	118	2	13	72	274	52	4	162	9	134	98	100	78	40	6	2	530	114	99	230	8	55	53
adverbs	49	1	2	8	74	14	14	57	2	83	16	14	17	11	5	0	64	15	14	53	2	16	22
adjectives	80	0	7	31	88	51	2	116	6	71	56	84	49	29	1	2	216	58	112	122	6	14	37
pronouns	18	0	0	0	3	0	5	7	4	23	0	2	8	0	0	0	2	1	0	0	0	0	0
preposition	0	0	0	0	7	1	0	6	0	5	8	2	1	0	2	0	3	1	0	4	0	3	1
conjunction	1	0	0	0	10	1	0	13	0	9	1	0	2	0	0	0	8	0	0	4	0	2	0
interjection	1	1	0	0	0	0	0	1	0	0	0	0	0	0	1	0	0	0	0	6	0	0	0

We describe how a graphical law is hidden within in the Lakher language, in this module. We organise the module as follows. We explain our method of study in the section XXXII. In the ensuing section, section XXXIII, we narrate our graphical results. Then we conclude about the existence of the graphical law in the section XXXIV. We acknowledge again in the section XXXV. In an adjoining appendix, section XXXVI, we give the datas for the Lakher language and datas for plotting comparators. We end up this module and the paper through a section, section XXXVII, on an elementary possibilty behind the law and a reference section.

XXXII Method of study

We take the Lakher dictionary,[35]. Then we count the components, one by one from the beginning to the end, starting with different alphabets. We assort the alphabets according to their rankings. We take natural logarithm of both number of occurances of a component, denoted by f and the respective rank, denoted by k . k is a positive integer starting from one. Since each component has an alphabet, number of occurances initiating with it being very close to one or, one, we attach a limiting rank, k_{lim} , and a limiting number of occurances to each component. The limiting rank is just maximum rank (maximum rank plus one) if it is one (close to one) and the limiting number of occurrence is one. As a result both $\frac{\ln f}{\ln f_{max}}$ and $\frac{\ln k}{\ln k_{lim}}$ varies from zero to one. Then we plot $\frac{\ln f}{\ln f_{max}}$ against $\frac{\ln k}{\ln k_{lim}}$.

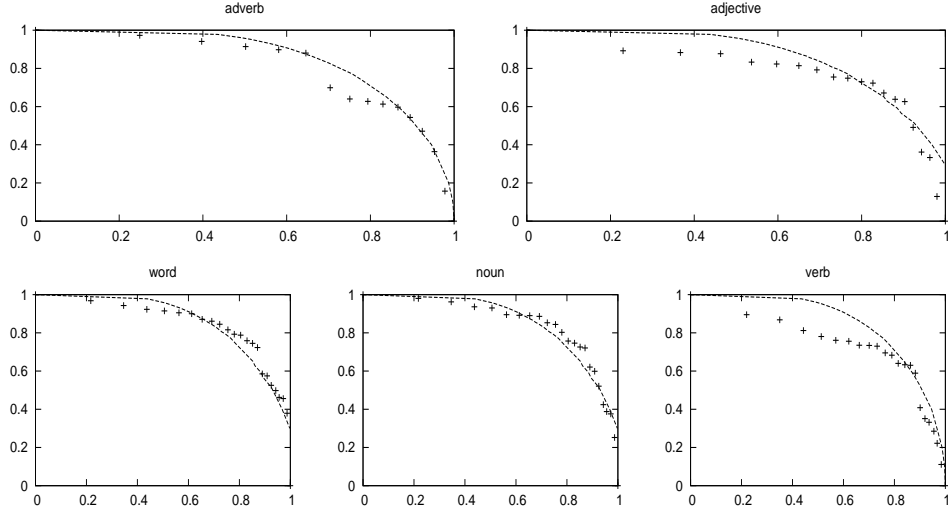


Figure 25: Vertical axis is $\frac{\ln f}{\ln f_{max}}$ and horizontal axis is $\frac{\ln k}{\ln k_{lim}}$. The + points represent the Lakher language components as represented by the titles. For words, nouns and adjectives fit curve is Bragg-Williams in presence of little magnetic field. For verbs and adverbs the Bragg-Williams line is used as comparator.

XXXIII Results

We plot $\frac{\ln f}{\ln f_{max}}$ vs $\frac{\ln k}{\ln k_{lim}}$ for the components of the Lakher language([35]). On the plots of words, nouns and adjectives we superimpose a Bragg-Williams curve in presence of little magnetic field, $c = 0.01$, as a comparator. For verbs and adverbs the Bragg-Williams line is used as visual best fit. We observe that the points belonging to words, nouns and adjectives are not matched with Bragg-Williams line, in presence of magnetic field, fully in fig.25. We then ignore the letters with the highest and next highest number of occurrences and redo the plot, normalising the $\ln f$ s with next-to-next-to-maximum $\ln f_{nextnextmax}$, and starting from $k = 3$. We see, to our surprise, that the resulting points almost fall on the Bethe line for $\gamma = 4$ in fig.26. Moreover, verbs are also not matched with Bragg-Williams line fully in fig.25. We then ignore the letters with the highest of occurrences and redo the plot, normalising the $\ln f$ s with next-to-maximum $\ln f_{nextmax}$, and starting from $k = 2$. We notice that the resulting points almost fall on the Bragg-Williams line in fig.26.

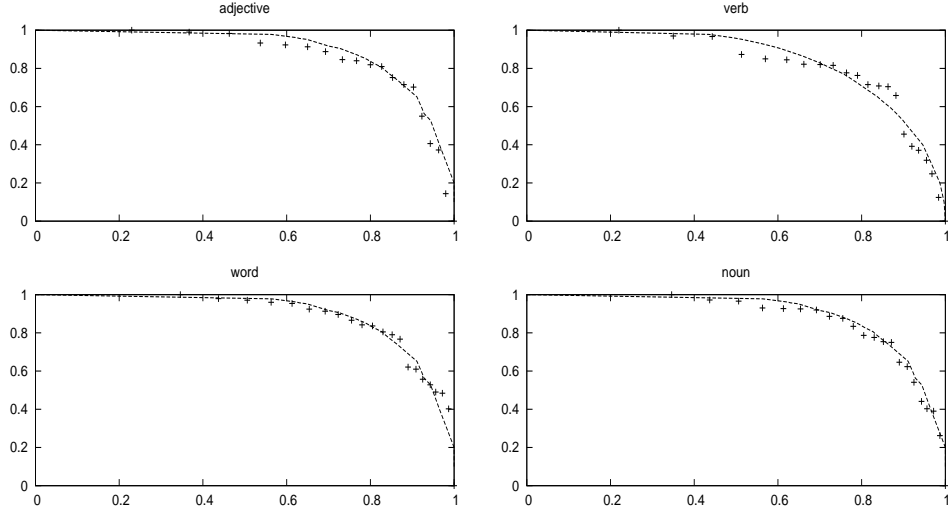


Figure 26: The + points represent the components as represented by the titles of the Lakher language. Vertical axis is $\frac{\ln f}{\ln f_{nextmax}}$ and horizontal axis is $\frac{\ln k}{\ln k_{lin}}$. Fit curve is Bethe line for four neighbours for words, nouns and adjectives. For verbs it is Bragg-Williams line used as comparator and vertical axis is $\frac{\ln f}{\ln f_{nextmax}}$.

Hence, we can put the five components of the Lakher languages in the following classification

word	noun	verb	adverb	adjective
Bethe(4)	Bethe(4)	Bragg-Williams	Bragg-Williams	Bethe(4)

XXXIV Conclusion

From the figures (fig.25-fig.26), we observe that there are curves of magnetisation, behind words and four parts of speech of the Lakher language. In other words, we conclude that the graphical law exists beneath the Lakher language. Moreover, the associated correspondances are, for adverbs,

$$\frac{\ln f}{\ln f_{maximum}} \longleftrightarrow \frac{M}{M_{max}},$$

for verbs,

$$\frac{\ln f}{\ln f_{next-to-maximum}} \longleftrightarrow \frac{M}{M_{max}},$$

for words, nouns and adjectives

$$\frac{lnf}{lnf_{next-to-next-to-maximum}} \longleftrightarrow \frac{M}{M_{max}},$$

and

$$lnk \longleftrightarrow T.$$

XXXV Acknowledgement

We would like to thank NEHU library for allowing us to use (French, German and Abor-Miri) to English dictionaries; Chinese to English dictionary for contemporary usage,[34] and Lakher to English dictionary,[35]. We have used gnuplot for drawing the figures.

XXXVI appendix

XXXVI.1 Lakher(Mara) language

XXXVI.1.1 words

k	lnk	$\ln k / \ln k_{lim}$	f	lnf	$\ln f / \ln f_{max}$	$\ln f / \ln f_{next-next-max}$
1	0	0	1064	6.97	1	Blank
2	0.69	0.217	853	6.75	0.968	Blank
3	1.10	0.346	712	6.57	0.943	1
4	1.39	0.437	621	6.43	0.923	0.979
5	1.61	0.506	588	6.38	0.915	0.971
6	1.79	0.563	550	6.31	0.905	0.960
7	1.95	0.613	526	6.27	0.900	0.954
8	2.08	0.654	434	6.07	0.871	0.924
9	2.20	0.692	404	6.00	0.861	0.913
10	2.30	0.723	361	5.89	0.845	0.896
11	2.40	0.755	297	5.69	0.816	0.866
12	2.48	0.780	252	5.53	0.793	0.842
13	2.56	0.805	243	5.49	0.788	0.836
14	2.64	0.830	198	5.29	0.759	0.805
15	2.71	0.852	180	5.19	0.745	0.790
16	2.77	0.871	154	5.04	0.723	0.767
17	2.83	0.890	59	4.08	0.585	0.621
18	2.89	0.909	55	4.01	0.575	0.610
19	2.94	0.925	39	3.66	0.525	0.557
20	3.00	0.943	32	3.47	0.498	0.528
21	3.04	0.956	25	3.22	0.462	0.490
22	3.09	0.972	24	3.18	0.456	0.484
23	3.14	0.987	14	2.64	0.379	0.402
24	3.18	1	1	0	0	0

XXXVI.1.2 nouns

k	lnk	lnk/ lnk_{lim}	f	lnf	lnf/ lnf_{max}	lnf/ $lnf_{next-next-max}$
1	0	0	596	6.39	1	Blank
2	0.69	0.217	522	6.26	0.980	Blank
3	1.10	0.346	470	6.15	0.962	1
4	1.39	0.437	397	5.98	0.936	0.972
5	1.61	0.506	381	5.94	0.930	0.966
6	1.79	0.563	306	5.72	0.895	0.930
7	1.95	0.613	299	5.70	0.892	0.927
8	2.08	0.654	295	5.69	0.890	0.925
9	2.20	0.692	287	5.66	0.886	0.920
10	2.30	0.723	233	5.45	0.853	0.886
11	2.40	0.755	220	5.39	0.844	0.876
12	2.48	0.780	169	5.13	0.803	0.834
13	2.56	0.805	127	4.84	0.757	0.787
14	2.64	0.830	118	4.77	0.746	0.776
15	2.71	0.852	104	4.64	0.726	0.754
16	2.77	0.871	100	4.61	0.721	0.750
17	2.83	0.890	53	3.97	0.621	0.646
18	2.89	0.909	46	3.83	0.599	0.623
19	2.94	0.925	28	3.33	0.521	0.541
20	3.00	0.943	15	2.71	0.424	0.441
21	3.04	0.956	12	2.48	0.388	0.403
22	3.09	0.972	11	2.40	0.376	0.390
23	3.14	0.987	5	1.61	0.252	0.262
24	3.18	1	1	0	0	0

XXXVI.1.3 verbs

k	lnk	$\ln k / \ln k_{lim}$	f	lnf	$\ln f / \ln f_{max}$	$\ln f / \ln f_{next-next-max}$
1	0	0	530	6.27	1	Blank
2	0.69	0.220	274	5.61	0.895	1
3	1.10	0.350	230	5.44	0.868	0.970
4	1.39	0.443	162	5.09	0.812	0.967
5	1.61	0.513	134	4.90	0.781	0.873
6	1.79	0.570	118	4.77	0.761	0.850
7	1.95	0.621	114	4.74	0.756	0.845
8	2.08	0.662	100	4.61	0.735	0.822
9	2.20	0.701	99	4.60	0.734	0.820
10	2.30	0.732	98	4.58	0.730	0.816
11	2.40	0.764	78	4.36	0.695	0.777
12	2.48	0.790	72	4.28	0.683	0.763
13	2.56	0.815	55	4.01	0.640	0.715
14	2.64	0.841	53	3.97	0.633	0.708
15	2.71	0.863	52	3.95	0.630	0.704
16	2.77	0.882	40	3.69	0.589	0.658
17	2.83	0.901	13	2.56	0.408	0.456
18	2.89	0.920	9	2.20	0.351	0.392
19	2.94	0.936	8	2.08	0.332	0.371
20	3.00	0.955	6	1.79	0.285	0.319
21	3.04	0.968	4	1.39	0.222	0.248
22	3.09	0.984	2	0.693	0.111	0.124
23	3.14	1	1	0	0	0

XXXVI.1.4 adjectives

k	lnk	lnk/ lnk_{lim}	f	lnf	lnf/ lnf_{max}	lnf/ $lnf_{next-max}$
1	0	0	216	5.38	1	Blank
2	0.69	0.230	122	4.80	0.892	1
3	1.10	0.367	116	4.75	0.883	0.990
4	1.39	0.463	112	4.72	0.877	0.983
5	1.61	0.537	88	4.48	0.833	0.933
6	1.79	0.597	84	4.43	0.823	0.923
7	1.95	0.650	80	4.38	0.814	0.913
8	2.08	0.693	71	4.26	0.792	0.888
9	2.20	0.733	58	4.06	0.755	0.846
10	2.30	0.767	56	4.03	0.749	0.840
11	2.40	0.800	51	3.93	0.730	0.819
12	2.48	0.827	49	3.89	0.723	0.810
13	2.56	0.853	37	3.61	0.671	0.752
14	2.64	0.880	31	3.43	0.638	0.715
15	2.71	0.903	29	3.37	0.626	0.702
16	2.77	0.923	14	2.64	0.491	0.550
17	2.83	0.943	7	1.95	0.362	0.406
18	2.89	0.963	6	1.79	0.333	0.373
19	2.94	0.980	2	0.693	0.129	0.144
20	3.00	1	1	0	0	0

XXXVI.1.5 adverbs

k	lnk	lnk/ lnk_{lim}	f	lnf	lnf/ lnf_{max}
1	0	0	83	4.42	1
2	0.69	0.249	74	4.30	0.973
3	1.10	0.397	64	4.16	0.941
4	1.39	0.502	57	4.04	0.914
5	1.61	0.581	53	3.97	0.898
6	1.79	0.646	49	3.89	0.880
7	1.95	0.704	22	3.09	0.699
8	2.08	0.751	17	2.83	0.640
9	2.20	0.794	16	2.77	0.627
10	2.30	0.830	15	2.71	0.613
11	2.40	0.866	14	2.64	0.597
12	2.48	0.895	11	2.40	0.543
13	2.56	0.924	8	2.08	0.471
14	2.64	0.953	5	1.61	0.364
15	2.71	0.978	2	0.693	0.157
16	2.77	1	1	0	0

XXXVI.2 Reduced magnetisation vs reduced temperature datas

BW stands for reduced temperature in Bragg-Williams approximation, calculated from the equation(1). Bethe(4) represents reduced temperature in the Bethe-Peierls approximation, for four nearest neighbours, computed from the equation(2). The data set is used, partly, to plot fig.1. Empty spaces in the table mean corresponding point pairs were not used for plotting a line.

BW	BW(c=0.01)	Bethe(4)	reduced magnetisation
0	0	0	1
0.435	0.439	0.563	0.978
0.439	0.443	0.568	0.977
0.491	0.495	0.624	0.961
0.501	0.507	0.630	0.957
0.514	0.519	0.648	0.952
0.559	0.566	0.654	0.931
0.566	0.573	0.7	0.927
0.584	0.590	0.7	0.917
0.601	0.607	0.722	0.907
0.607	0.613	0.729	0.903
0.653	0.661	0.770	0.869
0.659	0.668	0.773	0.865
0.669	0.676	0.784	0.856
0.679	0.688	0.792	0.847
0.701	0.710	0.807	0.828
0.723	0.731	0.828	0.805
0.732	0.743	0.832	0.796
0.756	0.766	0.845	0.772
0.779	0.788	0.864	0.740
0.838	0.853	0.911	0.651
0.850	0.861	0.911	0.628
0.870	0.885	0.923	0.592
0.883	0.895	0.928	0.564
0.899	0.918		0.527
0.904	0.926	0.941	0.513
0.946	0.968	0.965	0.400
0.967	0.998	0.965	0.300
0.987		1	0.200
0.997		1	0.100
1	1	1	0

Bethe3.9	Bethe4.05	Bethe4.1	Bethe4.3	reduced magnetisation
0	0	0	0	1
0.550	0.574	0.582	0.614	0.978
0.553	0.577	0.585	0.618	0.977
0.605	0.632	0.640	0.677	0.961
0.616	0.642	0.653	0.689	0.957
0.625	0.656	0.666	0.704	0.952
0.667	0.699	0.712	0.751	0.931
0.674	0.709	0.720	0.756	0.927
0.687	0.719	0.734	0.773	0.917
0.703	0.736	0.748	0.798	0.907
0.709	0.743	0.754	0.799	0.903
0.746	0.782	0.795	0.842	0.869
0.750	0.788	0.800	0.849	0.865
0.758	0.796	0.807	0.859	0.856
0.764	0.804	0.816	0.867	0.847
0.783	0.822	0.833	0.886	0.828
0.796	0.837	0.851	0.905	0.805
0.803	0.844	0.859	0.913	0.796
0.819	0.861	0.872	0.928	0.772
0.834	0.876	0.894	0.948	0.740
0.840	0.884	0.898	0.956	0.730
	0.885	0.900	0.961	0.720
0.846	0.895		0.965	0.710
0.852	0.899	0.910	0.972	0.700
0.8611	0.905	0.917	0.977	0.690
0.8608	0.907	0.919	0.983	0.680
0.875	0.916	0.937		0.651
0.882	0.927	0.950		0.628
0.889	0.942	0.961		0.592
0.901	0.951	0.962		0.564
	0.956			0.527
0.905	0.971	0.971		0.500
	0.989			0.400
0.924				0.350
				0.300
0.938				0.250
0.944				0.200
0.960				0.150
0.9997				0.100
1	1	1	1	0

XXXVII A plausible theoretical scenario

To motivate the scenario, let us consider a collection of a set of people with similar interests. It may be a set of faculties or, a set of industrialists or, a set of students or, any other group. At zero temperature there is no random kinetic energy between two parts. These two parts may be a topshot and the rest in case of faculties; a successful innovative individual and the rest in case of industrialists. Then all the rest club together against(very rarely for) the singularity. Their jealousies align perfectly along the same direction. In the opposite situation, when everyone is performing at more or, less equal level, or, "no super and sub" then all jealousies get cancelled. A highly congenial climate prevails. Interaction is high. Exchange is high. "Temperature" is high. Hence, we can reasonably consider a lattice of faculties or, industrialists, or, families etc with an Ising model built on that. The correspondance is as follows:

$$\begin{aligned} \textit{jealousy} &\leftrightarrow \textit{spin}, \\ \textit{coupling between different units} &\leftrightarrow J_{ij}, \\ \textit{level of collective activity} &\leftrightarrow \textit{temperature}, \end{aligned}$$

Consequently, we get

$$\frac{\textit{collective jealousy}}{\textit{number of units}} \leftrightarrow \textit{magnetisation},$$

and a curve of magnetisation between $\frac{\textit{collective jealousy}}{\textit{number of units}}$ and *level of collective activity*.

Noun, verb, adverb, adjective and any word of a language is one or, other expression of jealousy. That's why we see underlying a language curves of magnetisation. People have time to be creative when activity is low. More number of words etc are generated then. If one set of people chooses one letter, another set of people chooses another letter, due to collective jealousy vs. collective jealousy at the zero temperature. That's why see ranking of letters in logarithmic scale is analogous to temperature and different arrangement of letters along the ranking for different componenets or, languages.

References

- [1] Alexander M. Petersen, Joel N. Tenenbaum, Shlomo Havlin, H. Eugene Stanley, and Matjaž Perc, "Languages cool as they expand: Allometric scaling and the decreasing need for new words," Sci. Rep.2(2012) 943, arXiv:1212.2616v1.;
Michel, J.-B., et al., "Quantitative analysis of culture using millions of digitized books.", Science 331, 176182 (2011);
Petersen, A. M., Tenenbaum, J., Havlin, S., and Stanley, H. E., "Statistical laws governing fluctuations in word use from word birth to word death.", Scientific Reports 2, 313 (2012);

Zipf, G. K., "Human Behavior and the Principle of Least-Effort: An Introduction to Human Ecology." Addison-Wesley, Cambridge, MA, (1949);

Tsonis, A. A., Schultz, C., and Tsonis, P. A., "Zipfs law and the structure and evolution of languages." *Complexity* 3, 1213 (1997);

Serrano, M. A., Flammini, A., and Menczer, F., "Modeling statistical properties of written text", *PLOS ONE* 4, e5372 (2009).

Ferrer i Cancho, R. and Sole, R. V., "Two regimes in the frequency of words and the origin of complex lexicons: Zipfs law revisited", *Journal of Quantitative Linguistics* 8, 165173 (2001);

Ferrer i Cancho, R., "The variation of Zipfs law in human language", *Eur. Phys. J. B* 44, 249257 (2005);

Ferrer i Cancho, R. and Sole, R. V., "Least effort and the origins of scaling in human language", *Proc. Natl. Acad. Sci. USA* 100, 788791 (2003);

Baek, S. K., Bernhardsson, S., and Minnhagen, P. "Zipfs law unzipped", *New J. Phys.* 13, 043004 (2011);

Heaps, H. S. "Information Retrieval: Computational and Theoretical Aspects", (Academic Press, New York, 1978);

Markosova, M. "Network model of human language." *Physica A* 387, 661666 (2008).

Mufwene, S. "The Ecology of Language Evolution." (Cambridge Univ. Press, Cambridge, UK, 2001).

Mufwene, S. "Language Evolution: Contact, Competition and Change." (Continuum International Publishing Group, New York, NY, 2008).

Perc, M. "Evolution of the most common English words and phrases over the centuries." *J. R. Soc. Interface* 9, 33233328 (2012).

Sigman, M. and Cecchi, G. A. "Global organization of the word- net lexicon." *Proc. Natl. Acad. Sci. USA* 99, 17421747 (2002).

Corral, A., Ferrer i Cancho, R., and Daz-Guilera, "A. Universal complex structures in written language." *arXiv:0901.2924* (2009).

- [2] Drod, Stanisaw; Kwapie, Jarosaw; Orczyk, Adam; "Approaching the Linguistic Complexity", *Complex Sciences, Lecture Notes of the Institute for Computer Sciences, Social Informatics and Telecommunications Engineering, Volume 4*. ISBN 978-3-642-02465-8. Springer Berlin Heidelberg, 2009, p. 1044 , *arXiv:0901.3291*.
- [3] *Concise French and English Dictionary*, Teach Yourself Books, 1972, Hodder and Stoughton Ltd, 1983 printing;
- [4] *Bhargava's pocket dictionary*, (Hindi-english edition), edited by Bhola Nath Roy, published by Bhargava Book Depot, Chowk, Varanasi;

- [5] U Nissor Singh, Khasi English Dictionary, edited by P. R. T. Gurdon, first published in 1904, A Mittal Publication;
- [6] D. Dasgupta and S. R. Sharma(A.S.I), A handbook of Onge Language ;
- [7] A Dictionary of the Taron language for the use of Officers in North-East Frontier Agency Administration;
- [8] H. Jäschke, A Tibetan-English Dictionary, first edition 1881, London, 1995 print, Copyright (C), Motilal Banarasidass Publication Private Ltd., Delhi;
- [9] Robert C. Melzi, Webster's Italiano and English Dictionary, 1976, castle Books;
- [10] Turkmen-English Dictionary, A SPA project, Peace Corps Turkmenistan, Garret etal, Copyright (C), 1996, Garret, Lastowka, Naahielua, Pallipamu;
- [11] Marcus Wheeler, Russian to English Oxford Dictionary, Oxford University Press, 1972;
- [12] The Rev. W. Reeve, Dictionary of Kannada and English, Dec. 1858, edited by Daniel Sanderson, 1979;
- [13] Sir Monier Williams, Sanskrit-English Dictionary, 1899 Oxford University Press, Copyright (C), Motilal Banarasidass Publication Private Ltd., Delhi;
- [14] Charles Carter, A Sinhalese-English Dictionary, 1924, M.D. Gunasena and Co. Ltd, Colombo;
- [15] Jean Branford, A Dictionary of South African English, 1978, Oxford Univ. Press, Cape Town;
- [16] Edwin B. Williams, Univ. of Pennsylvania, Webster's Spanish and English Dictionary, 1968, Castle Books;
- [17] Rev. O. Hanson, A Dictionary of the Kachin Language, published by Rangoon Baptist Board of Publication, 1954 printing, first printing being in 1906;

- [18] Abdul Haq, The Standard Urdu-English Dictionary;
- [19] English to English, Webster's New collegiate Dictionary, a Merriam-Webster Indian Edition, 1981;
- [20] Ralph Lilley Turner, A Collective and etymological dictionary of the Nepali Language, 1931, London, Routledge and Kegan Paul Ltd.;
- [21] C. M. Sangma, Garo to English School Dictionary, (New Edition), distributed by Students' Book Emporium, Ringrey, Tura, Meghalaya;
- [22] Lorrain, J. Herbert(James Herbert), Dictionary of Lushai Language, Asiatic Society, Calcutta, 1940;
- [23] John C. Traupman, St. Joseph's University, Philadelphia, Webster's German and English Dictionary, 1981, Castle Books;
- [24] A Dictionary in Assamese and English compiled by M. Brönson and introduced by Maheswar Neog;
- [25] Lorrain, J. Herbert, A Dictionary of the Abor-Miri language, 1906, published by Mittal Publications, New Delhi;
- [26] J. G. Hava, Arabic-English Dictionary, Cosmo Publication, published in India, 1900;
- [27] Lotha-Hindi-English Dictionary, edited by Braj. Bihari Kumar, Nagaland Bhasha Parishad, Kohima, first printing being in 1971;
- [28] Sema-Hindi-English Dictionary, edited by Braj. Bihari Kumar, Nagaland Bhasha Parishad, Kohima, first printing being in 1971.
- [29] W. L. Bragg and E. J. Williams, Proc. Soc. London Ser. A 145,699(1934); Statistical Mechanics by Kerson Huang, second edition, p353, John Wiley and Sons.
- [30] Statistical Mechanics by R. K. Pathria, p429, Pergamon Press.
- [31] C. N. Yang, Phys. Rev. 85, 809(1952).

- [32] Parisi, G. (1980), "The order parameter for spin glasses: a function on the interval 0-1", J. Phys. A: Math. Gen. 13: 11011112, Bibcode:1980JPhA...13.1101P, doi:10.1088/0305-4470/13/3/042 Papercore Summary <http://papercore.org/Parisi1980>;
K. Binder, A. P. Young, "Spin glasses: Experimental facts, theoretical concepts, and open questions", Reviews of Modern Physics, Vol. 58, No. 4, October 1986;
"Spin Glasses", David Sherrington, University Of Oxford;
<http://chimera.roma1.infn.it/GIORGIO60/TALKS/MONDAY/parisi.pdf>, p10;
http://en.wikipedia.org/wiki/Spin_glass
- [33] D. Chattopadhyay, P. C. Rakshit, An advanced course in practical physics p5, New Central Book Agency(P)Ltd, Kolkata.
- [34] Wen-Shun Chi, "Chinese-English Dictionary of Contemporary Usage", University of California Press Ltd., London, England; copyright, 1977 by the Regents of the University of California.
- [35] Late Rev. Reginald Arthur Lorrain, "Grammar and Dictionary of the Lakher of Mara Language", published by the Government of Assam in the Department of Historical and Antiquarian Studies, Gauhati, Assam, 1951.
- [36] Michelle Arden, "A Phonetic, Phonological, and Morphosyntactic Analysis of the Mara Language", San Jose State University, 2010, Master's Theses.