

Semileptonic Mixing Asymmetry Measurements of A_{SL}^d and A_{SL}^s

MARTINO MARGONI¹

*Università di Padova and INFN sezione di Padova
Padova, ITALY*

Standard Model predictions of the CP violation in the mixing of B_d^0 and B_s^0 mesons are beyond the present experimental sensitivity, any observation would be therefore a hint of new physics.

The D0 collaboration measures a value of the semileptonic mixing asymmetry for a mixture of B_d^0 and B_s^0 mesons, A_{SL}^b , which misses the Standard Model expectation by 3.9 standard deviations. The world averages of the flavor specific measurements of the semileptonic asymmetries for B_d^0 and B_s^0 mesons, A_{SL}^d and A_{SL}^s , are instead in agreement with the Standard Model.

The combination of the various A_{SL}^q ($q = d, s$) measurements and the recent LHCb results on $B_s^0 \rightarrow J/\psi\phi$ have placed tight bounds on the hypothesis of new physics which can explain the D0 result.

PRESENTED AT

the 2013 Flavor Physics and CP Violation (FPCP-2013)
Buzios, Rio de Janeiro, Brazil, May 19-24 2013

¹On behalf of the BaBar Collaboration

1 Introduction

The neutral B_q^0 ($q = d, s$) mesons mix with their antiparticles leading to oscillations between the mass eigenstates. The time evolution of the neutral mesons doublet is governed by an effective hamiltonian $H = M - \frac{i}{2}\Gamma$, where M is the mass matrix and Γ is the decay matrix, from which the light (L) and heavy (H) physical eigenstates with defined masses and widths are obtained:

$$|B_q^{L,H}\rangle = \frac{1}{\sqrt{1 + |q/p|_q^2}} (|B_q\rangle \pm (q/p)_q |\bar{B}_q\rangle).$$

The two eigenstates have a mass difference $\Delta m_q = m_q^H - m_q^L \simeq |M_{12}^q|$ and a total decay width difference $\Delta\Gamma = \Gamma_q^L - \Gamma_q^H \simeq |\Gamma_{12}^q| \cos\phi_q$, where $\phi_q = \arg(-M_{12}^q/\Gamma_{12}^q)$ is a CP violating phase.

The time-independent CP violation asymmetry in the B_q^0 mixing is defined as

$$A_{CP}^q = \frac{\text{Prob}(\bar{B}_q^0(0) \rightarrow B_q^0(t)) - \text{Prob}(B_q^0(0) \rightarrow \bar{B}_q^0(t))}{\text{Prob}(\bar{B}_q^0(0) \rightarrow B_q^0(t)) + \text{Prob}(B_q^0(0) \rightarrow \bar{B}_q^0(t))} = \frac{1 - |q/p|_q^4}{1 + |q/p|_q^4} = \frac{|\Gamma_{12}^q|}{|M_{12}^q|} \sin\phi_q.$$

If $|q/p|_q = 1$, $|B_q^{L,H}\rangle$ would be also CP eigenstates.

Experimentally, A_{CP}^q is obtained from the charge asymmetry in mixed semileptonic B_q^0 decays:

$$A_{CP}^q = A_{SL}^q = \frac{\Gamma(\bar{B}_q^0 \rightarrow B_q^0 \rightarrow \ell^+ \nu X) - \Gamma(B_q^0 \rightarrow \bar{B}_q^0 \rightarrow \ell^- \bar{\nu} X)}{\Gamma(\bar{B}_q^0 \rightarrow B_q^0 \rightarrow \ell^+ \nu X) + \Gamma(B_q^0 \rightarrow \bar{B}_q^0 \rightarrow \ell^- \bar{\nu} X)},$$

where ℓ means either electron or muon.

Standard Models predicts [1] $A_{SL}^d = (-4.0 \pm 0.6) \times 10^{-4}$, $\phi_q = -4.9^\circ \pm 1.4^\circ$, $A_{SL}^s = (1.8 \pm 0.3) \times 10^{-5}$ and $\phi_s = 0.24^\circ \pm 0.06^\circ$. New particle exchange in the B_q^0 box diagrams could enhance A_{SL}^q to values within the reach of the current precision of the experiments [2].

Two classes of measurements are available: the inclusive dilepton asymmetry analyses and the flavor specific analyses. In the first class, A_{SL}^q is obtained from the dilepton asymmetry, $A_{SL}^b = \frac{N(\ell^+\ell^+) - N(\ell^-\ell^-)}{N(\ell^+\ell^+) + N(\ell^-\ell^-)}$, where an ℓ^+ (ℓ^-) tags a B^0 (\bar{B}^0). Experiments at hadron colliders measure a combination of the B_d^0 and B_s^0 CP parameters, $A_{SL}^b = C_d A_{SL}^d + C_s A_{SL}^s$, where the $C_{d,s}$ coefficients depend on the $B_{d,s}^0$ production rates and mixing probabilities. Standard Model predicts $A_{SL}^b = (-2.8_{-0.6}^{+0.5}) \times 10^{-4}$. In the second class, A_{SL}^q is obtained from the lepton charge asymmetry in the reconstructed $B_d^0 \rightarrow D^{(*)}\ell X$ and $B_s^0 \rightarrow D_s\ell X$ decays.

The current statistical precision of the experiments ($\mathcal{O}(10^{-3})$) requires a good control of the charge-asymmetric background originating from hadrons wrongly identified as leptons or leptons from light hadron decays, and of the charge-dependent lepton

identification asymmetry that may produce a false signal. The systematic uncertainties associated with the corrections for these effects constitute a severe limitation to the precision of the measurements. These detector-related effects are reduced, when possible, by inverting the magnet polarities. They are estimated on control samples or determined simultaneously to A_{SL}^q .

2 D0 like-sign dimuons charge asymmetry measurement

From 9 fb^{-1} of $p\bar{p}$ collisions recorded at center-of-mass energy of $\sqrt{s} = 1.96 \text{ TeV}$ [3], the semileptonic charge asymmetry A_{SL}^b is measured from the inclusive single muon and the like-sign dimuon charge asymmetries:

$$a_\mu = \frac{n(\mu^+) - n(\mu^-)}{n(\mu^+) + n(\mu^-)}, \quad A_{\mu\mu} = \frac{N(\mu^+\mu^+) - N(\mu^-\mu^-)}{N(\mu^+\mu^+) + N(\mu^-\mu^-)}.$$

Only about 3% of the single muons and 30% of the like-sign dimuons are produced in decays of mixed B_q^0 mesons. The contributions of muons from light hadrons decays, as well as their fractions and charge asymmetries, are measured using $K^{*0} \rightarrow K^+\pi^-$, $\phi \rightarrow K^+K^-$, $K_S \rightarrow \pi^+\pi^-$ and $\Lambda \rightarrow p\pi^-$ control samples. The contributions of muons from other sources is obtained from simulation. As shown in figure 1, the observed single muon charge asymmetry agrees with the expectations for the background. The asymmetry A_{SL}^b , extracted from the asymmetry of the inclusive-muon sample taking into account the background contribution, is $A_{SL}^b = (-1.04 \pm 1.30(\text{stat}) \pm 2.31(\text{syst}))\%$, in agreement with the Standard Model. The systematic error is dominated by the uncertainty on the fraction of muons from kaon decays.

As shown in figure 2, the observed like-sign dimuon asymmetry differs significantly from the background expectations. To reduce the dominant systematic uncertainty from the background fractions, which is correlated between the single muon and the dimuon charge asymmetries, A_{SL}^b is determined from a linear combination of a_μ and $A_{\mu\mu}$, $A_{SL}^b = (-0.787 \pm 0.172(\text{stat}) \pm 0.093(\text{syst}))\%$. This result differs by 3.9 standard deviations from the Standard Model prediction.

The asymmetry A_{SL}^b is produced by muons from direct semileptonic decays of b quarks, characterized by a large impact parameter of their trajectories with respect to the primary vertex. The period of oscillation of the B_d^0 meson is many times longer than its lifetime so that the mixing probability of B_d^0 increases with large impact parameters. The B_s^0 meson oscillates a number of times within its lifetime so that it is fully mixed for any appreciable impact parameter requirement. As a result, the fraction of mixed B_d^0 mesons can be increased by requiring a high impact parameter, as shown in figure 3. The measurements with large or small impact parameter use independent data samples, and the dependence of A_{SL}^b on A_{SL}^d and A_{SL}^s is different for

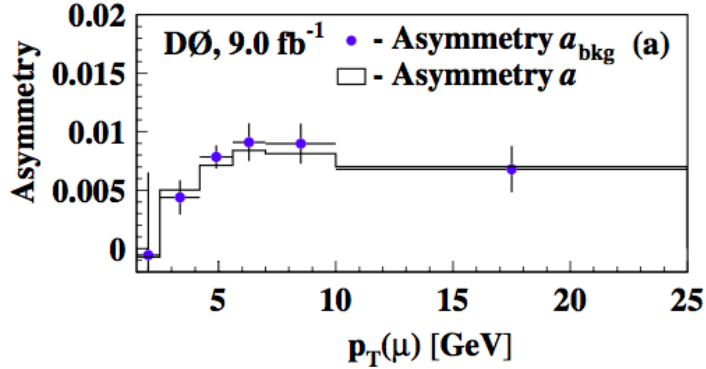


Figure 1: Comparison between the expected background asymmetry (points with error bars) and the measured asymmetry for the inclusive-muon sample (histogram) versus the muon transverse momentum.

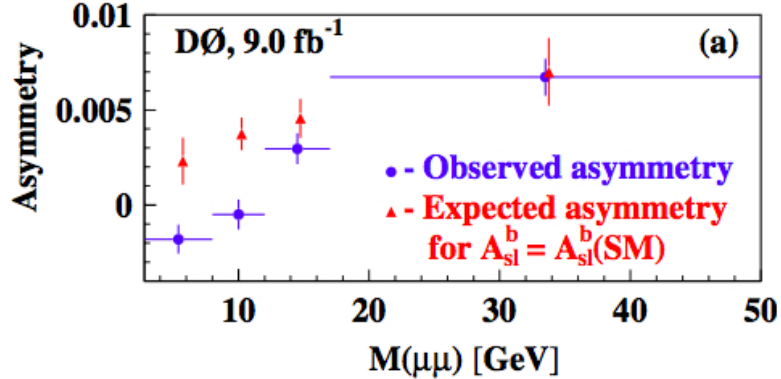


Figure 2: The observed and expected like-sign dimuon charge asymmetries in bins of the dimuon invariant mass.

the two samples. The two A_{SL}^b measurements in the regions with impact parameter larger or lower than $120 \mu\text{m}$ can be therefore combined to obtain the values of A_{SL}^d and A_{SL}^s : $A_{SL}^d = (-0.12 \pm 0.52)\%$ and $A_{SL}^s = (-1.81 \pm 1.06)\%$.

2.1 Interpretation

The result for A_{SL}^b is significantly different from the Standard Model expectation of CP violation in mixing. The origin of this discrepancy is related to the dimuon like-sign charge asymmetry, whereas the inclusive single muon charge asymmetry is in agreement with the expectations. A search for any neglected sources of CP violation which could affect the dimuon like-sign asymmetry leaving the single muon one uninfluenced is performed [4].

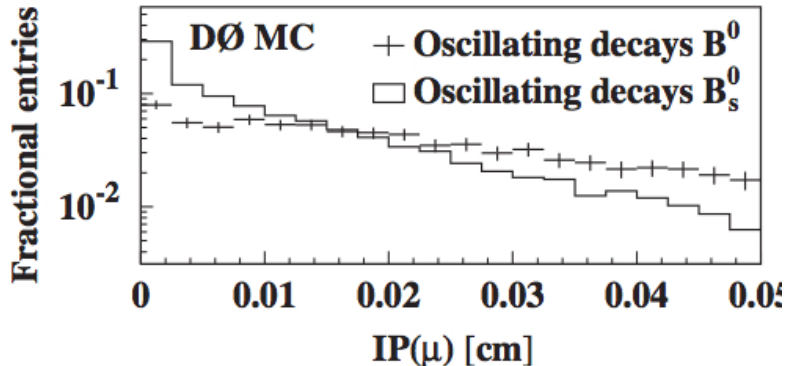


Figure 3: The normalized impact parameter distribution for muons produced in decays of mixed B_d^0 and B_s^0 mesons.

The final states of the decays $B_d^0(\overline{B}_d^0) \rightarrow c\bar{c}d\bar{d}$ are accessible from both B_d^0 and \overline{B}_d^0 . Therefore, the interference of decays to these final states with and without B^0 mixing results in CP violation. It turns out that this CP violation reflects in a like-sign dimuon charge asymmetry, whereas the inclusive muon charge asymmetry is not affected. The contribution of this process to the like-sign dimuon charge asymmetry is:

$$A(c\bar{c}d\bar{d}) = -\sin(2\beta)\frac{x_d}{1+x_d^2}\omega(c\bar{c}d\bar{d}) = -(0.045 \pm 0.016)\%,$$

where $x_d = \frac{\Delta m_d}{\Gamma_d}$, and $\omega(c\bar{c}d\bar{d})$ is the weight of this process in the inclusive dimuon sample.

Taking into account this additional Standard Model source of dimuon charge asymmetry, the D0 result becomes consistent with the Standard Model expectation within 3 standard deviations. There is still however some room for new physics CP violation in B_q^0 mixing, in the interference of B_q^0 decays with and without mixing, or in semileptonic decays of b and c hadrons.

3 Flavor Specific Analyses

3.1 D0 A_{SL}^q measurement

From $10.4 fb^{-1}$ of $p\bar{p}$ collisions recorded at center-of-mass energy of $\sqrt{s} = 1.96$ TeV [5, 6], the flavor specific asymmetries A_{SL}^q are measured using the exclusive decay channels $B_d^0 \rightarrow D^- X \mu^+ \nu$ ($D^- \rightarrow K^+ \pi^- \pi^-$), $B_d^0 \rightarrow D^{*-} X \mu^+ \nu$ ($D^{*-} \rightarrow \overline{D}^0 \pi^-$, $\overline{D}^0 \rightarrow K^+ \pi^-$), and $B_s^0 \rightarrow D_s^- X \mu^+ \nu$ ($D_s^- \rightarrow \phi \pi^-$, $\phi \rightarrow K^+ K^-$).

With the assumption of no charge asymmetry in the B_q^0 meson production and no CP violation in charged D mesons or in b semileptonic decays, the CP violation

asymmetries are obtained as:

$$A_{SL}^q = \frac{A^q - A_{BKG}^q}{F_{B_q^0}^{osc}}, \quad (1)$$

where $A^q = \frac{N^q_{\mu^+D^-} - N^q_{\mu^-D^+}}{N^q_{\mu^+D^-} + N^q_{\mu^-D^+}}$ are the measured raw charge asymmetries, A_{BKG}^q are the detector-related asymmetries, and $F_{B_q^0}^{osc}$ are the fractions of signal events originating from oscillated B_q^0 , computed on simulation.

The visible proper decay length of the B_q^0 mesons is defined as $VPDL = L_{xy}(B) \frac{cM(B)}{P_T(\mu D)}$, where $L_{xy}(B)$, $M(B)$ and $P_T(\mu D)$ are, respectively, the transverse decay length, the reconstructed B_q^0 mass and the transverse momentum of the μD system. Due to the different oscillation periods of B_d^0 and B_s^0 mesons, the fractions $F_{B_d^0}^{osc}$ and $F_{B_s^0}^{osc}$ have a different dependence on VPDL, as shown in figure 4. A time integrated analysis

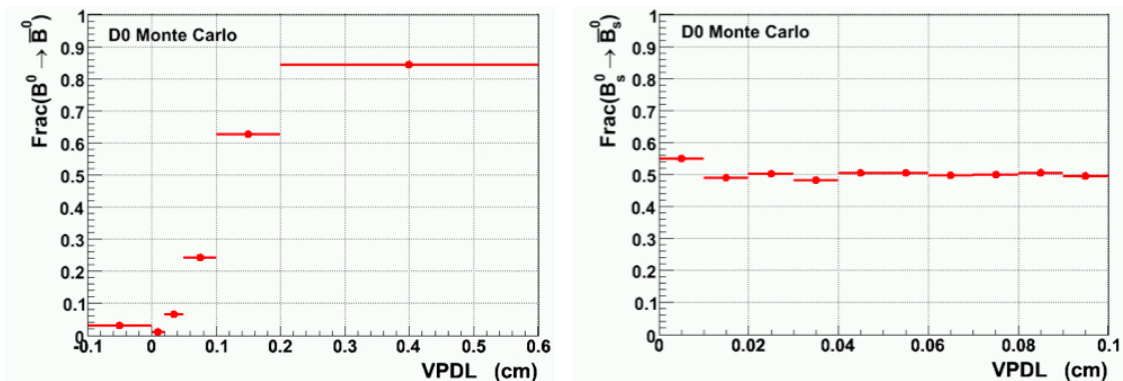


Figure 4: Fraction of signal events from mixed B_d^0 mesons (left) and B_s^0 mesons (right) versus the visible proper decay length.

is used for the A_{SL}^s measurement, whereas A_{SL}^d is extracted by means of an analysis optimized in the different VPDL bins. The first two VPDL bins in the B_d^0 sample are populated only by background events, therefore they are used as a control sample.

The B_d^0 and B_s^0 event selection is performed by means of two multivariate discriminant analyses exploiting several kinematical and topological variables, as the reconstructed D meson transverse decay length, the B_q^0 candidate mass and the track isolation. Final cuts are chosen to maximize the signal significance. Figure 5 shows the D and D_s invariant mass for B_d^0 and B_s^0 decays.

The raw charge asymmetries A^q are obtained from simultaneous fits to the sum and the difference of the μ^+D^- and μ^-D^+ invariant mass distributions. A significant raw charge asymmetry $A^d = (1.48 \pm 0.41)\%$ is measured in the B_d^0 sample, due to the different interaction lengths of the K^+ and K^- mesons which result in a different reconstruction efficiency.

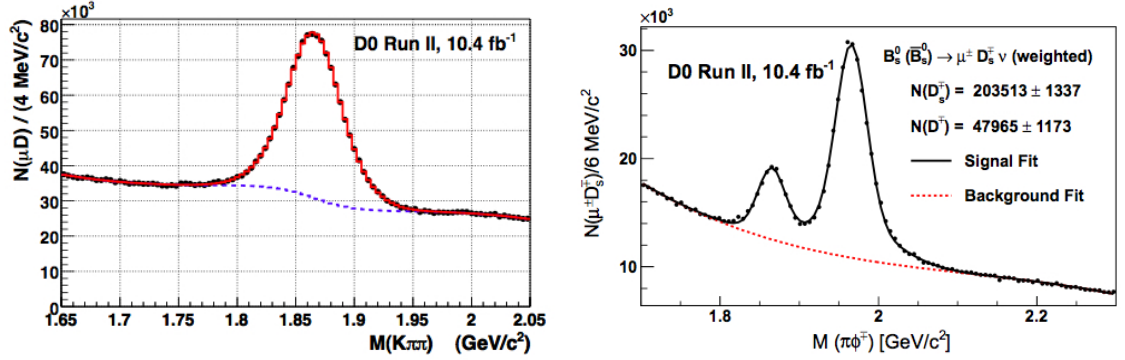


Figure 5: Left: Invariant mass of $K\pi\pi$ candidates in B_d^0 decays. Right: Invariant mass of $\pi\phi$ candidates in B_s^0 decays.

The corresponding asymmetry for the B_s^0 sample, $A^s = (-0.40 \pm 0.33)\%$ is negligible due to the charge symmetric K^+K^- final state.

The detector-related charge asymmetries from the muon identification efficiency and from kaon and pion decays depend on VPDL. They are estimated from $J/\psi \rightarrow \mu^+\mu^-$, $K^{*0} \rightarrow K^+\pi^-$ and $K_S \rightarrow \pi^+\pi^-$ control samples and are reduced by reversing the magnet polarities every two weeks.

Figure 6 shows the resulting A_{SL}^d asymmetry versus VPDL for the μD and μD^* channels. The final results from equation 1 are $A_{SL}^d = (0.68 \pm 0.45(\text{stat}) \pm 0.14(\text{syst}))\%$ and $A_{SL}^s = (-1.12 \pm 0.74(\text{stat}) \pm 0.17(\text{syst}))\%$, in agreement with the Standard Model predictions. The systematics error is dominated by the uncertainties on the background charge asymmetries and $F_{B_q}^{\text{osc}}$.

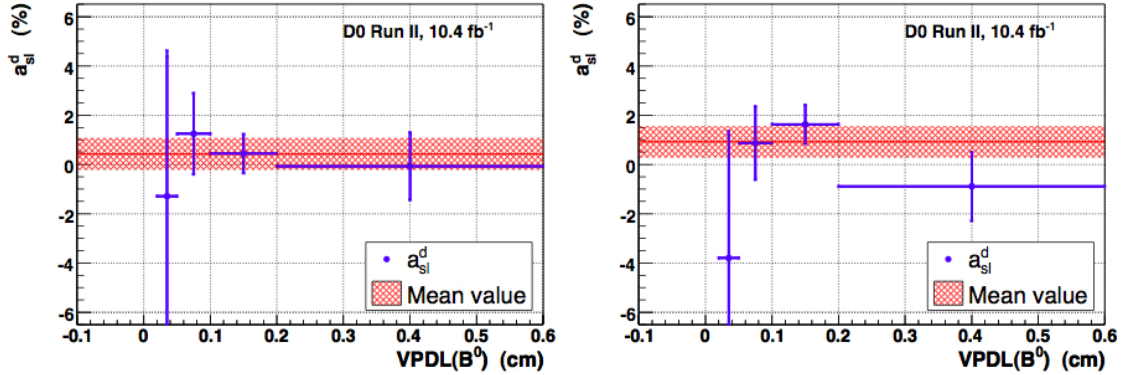


Figure 6: A_{SL}^d in bins of VPDL, for μD (left) and μD^* (right) samples. The cross-hatched bands show the mean values and their total uncertainties.

3.2 LHCb A_{SL}^s measurement

From 1.0 fb^{-1} of pp collisions recorded at center-of-mass energy of $\sqrt{s} = 7 \text{ TeV}$ [7], the flavor specific asymmetry A_{SL}^s is measured using the exclusive decay channel $B_s^0 \rightarrow D_s^- X \mu^+ \nu$ ($D_s^- \rightarrow \phi \pi^-$, $\phi \rightarrow K^+ K^-$).

A_{SL}^s is obtained from the following equation:

$$A_{meas} = \frac{\Gamma[D_s^- \mu^+] - \Gamma[D_s^+ \mu^-]}{\Gamma[D_s^- \mu^+] + \Gamma[D_s^+ \mu^-]} = \frac{A_{SL}^s}{2} + [A_p - \frac{A_{SL}^s}{2}] \frac{\int_0^\infty e^{-\Gamma_s t} \cos(\Delta m_s t) \epsilon(t) dt}{\int_0^\infty e^{-\Gamma_s t} \cosh \frac{\Delta m_s t}{2} \epsilon(t) dt}, \quad (2)$$

where the production asymmetry $A_p = \frac{N - \bar{N}}{N + \bar{N}}$, defined in term of the number of produced particles N and antiparticles \bar{N} , is expected to be at most a few percent, and $\epsilon(t)$ is the decay time acceptance function for B_s^0 mesons.

Due to the rapid oscillations, the integral ratio is 0.2% and the effect of A_p is reduced to the level of a few 10^{-4} , under the goal of an error of the order of 10^{-3} .

The measured asymmetry is computed taking into account the detector effects, reduced by periodically reversing the magnet polarities:

$$A_{meas} = \frac{N(D_s^- \mu^+) - N(D_s^+ \mu^-) \times \frac{\epsilon(D_s^- \mu^+)}{\epsilon(D_s^+ \mu^+)}}{N(D_s^- \mu^+) + N(D_s^+ \mu^-) \times \frac{\epsilon(D_s^- \mu^+)}{\epsilon(D_s^+ \mu^+)}}.$$

The relative efficiencies $\frac{\epsilon(D_s^- \mu^+)}{\epsilon(D_s^+ \mu^+)}$ are computed on calibration samples: the track efficiency ratio $\epsilon(\pi^+)/\epsilon(\pi^-)$ is obtained from the ratio of fully reconstructed and partially reconstructed $D^{*+} \rightarrow D^0 \pi^+$, $D^0 \rightarrow K^- \pi^+ \pi^-$ (π^+), and the muon efficiency ratio $\epsilon(\mu^+)/\epsilon(\mu^-)$ from a sample of reconstructed $J/\psi \rightarrow \mu^+ \mu^-$ decays, using a tag and probe method.

Figure 7 shows the selected D_s signal yields for the two different charge combinations. The background asymmetry due to kaon and pion misidentification, prompt

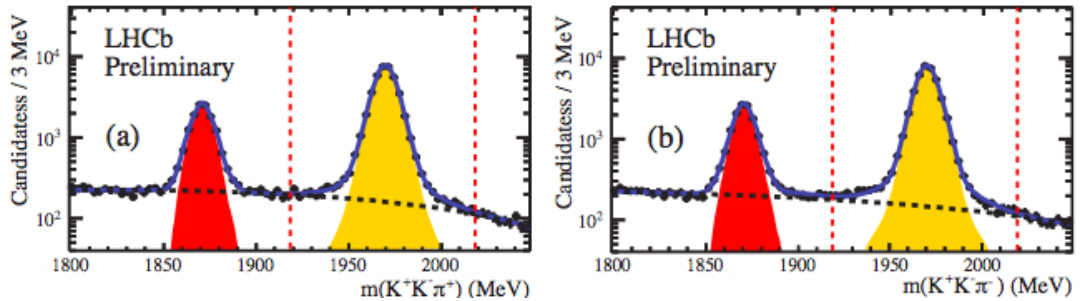


Figure 7: Invariant mass distributions for (a) $K^+ K^- \pi^+$ candidates and (b) $K^+ K^- \pi^-$ for magnet up with $m(KK)$ within $\pm 20 \text{ MeV}$ of the ϕ meson mass.

charm decays, $B \rightarrow D_s X$ and $B \rightarrow D_s K \mu \nu X$ decays is estimated to be of $\mathcal{O}(10^{-4})$.

Figure 8 shows the corrected measured asymmetry as a function of the muon momentum. The final results from equation 2 is $A_{SL}^s = (-0.24 \pm 0.54(\text{stat}) \pm 0.33(\text{syst}))\%$,

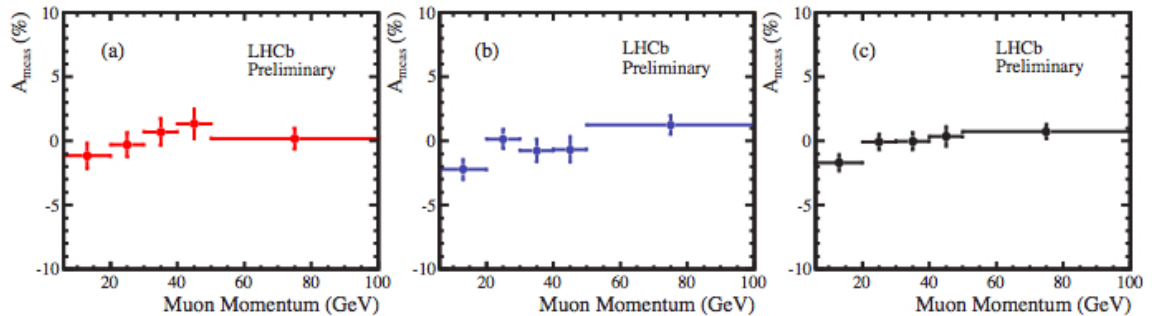


Figure 8: Corrected A_{meas} as a function of the muon momentum for (a) magnet up, (b) magnet down, and (c) the average.

in agreement with the Standard Model predictions. The systematics uncertainty is dominated by the statistical error on the muon efficiency ratio $\epsilon(\mu^+)/\epsilon(\mu^-)$.

3.3 Babar A_{SL}^d measurement

From $425.7 fb^{-1}$ of e^+e^- collisions recorded at the $\Upsilon(4S)$ [8], the flavor specific asymmetry A_{SL}^d is measured using the semileptonic transition $B_d^0 \rightarrow D^{*-} X \ell^+ \nu$, with a partial reconstruction of the ($D^{*-} \rightarrow \pi^- \bar{D}^0$) decay.

The observed asymmetry between the number of events with an ℓ^+ compared to those with an ℓ^- is:

$$A_\ell \simeq A_{r\ell} + A_{SL}^d \chi_d, \quad (3)$$

where χ_d is the integrated mixing probability for B_d^0 mesons, and $A_{r\ell}$ is the detector-induced charge asymmetry in the B_d^0 reconstruction.

The flavor of the other B_d^0 is tagged looking for charged kaons in the event (K_T). A state decaying as a B_d^0 (\bar{B}_d^0) meson results most often in a K^+ (K^-). The observed asymmetry in the rate of mixed events is:

$$A_T = \frac{N(\ell^+ K_T^+) - N(\ell^- K_T^-)}{N(\ell^+ K_T^+) + N(\ell^- K_T^-)} \simeq A_{r\ell} + A_K + A_{SL}^d, \quad (4)$$

where A_K is the detector charge asymmetry in kaon reconstruction. A kaon with the same charge as the ℓ might also come from the Cabibbo-Favored decays of the

D^0 meson produced with the lepton from the partially reconstructed side (K_R). The asymmetry observed for these events is:

$$A_T = \frac{N(\ell^+ K_R^+) - N(\ell^- K_R^-)}{N(\ell^+ K_R^+) + N(\ell^- K_R^-)} \simeq A_{r\ell} + A_K + A_{SL}^d \chi_d. \quad (5)$$

Eqs. 3, 4 and 5 can be used to extract A_{SL}^d and the detector induced asymmetries. Due to the small lifetime of the D^0 meson, the separation in space between the K_R and the $\ell\pi$ production points is much smaller than for K_T . Therefore the proper time difference Δt between the two B_d^0 meson decays is used as a discriminant variable. Kaons in the K_R sample are usually emitted in the hemisphere opposite to the ℓ , while K_T are produced randomly, so in addition the cosine of the angle $\theta_{\ell K}$ between the lepton and the kaon is used.

The $B_d^0 \rightarrow D^{*-} X \ell^+ \nu$ ($D^{*-} \rightarrow \pi^- \bar{D}^0$) events are selected searching for combinations of a charged lepton and a low momentum pion with opposite charge, consistent with originating from a common vertex. Signal is selected by means of the squared of the unobserved neutrino mass, $M_\nu^2 = (E_{beam} - E_{D^*} - E_\ell)^2 - (p_{D^*} + \vec{p}_\ell)^2$ where the B_d^0 energy is identified with the beam energy E_{beam} in the e^+e^- center of mass frame, E_ℓ and \vec{p}_ℓ are energy and momentum vector of the lepton, and p_{D^*} is the estimated D^* momentum vector. The signal fraction is determined by fitting the M_ν^2 distribution with the sum of continuum, combinatorial and peaking events. The shape for combinatorial and peaking events is estimated from the simulation, whereas the shape for continuum is fixed to the shape of events collected 40 MeV below the $\Upsilon(4S)$ resonance. Figure 9 shows the result of the M_ν^2 fit.

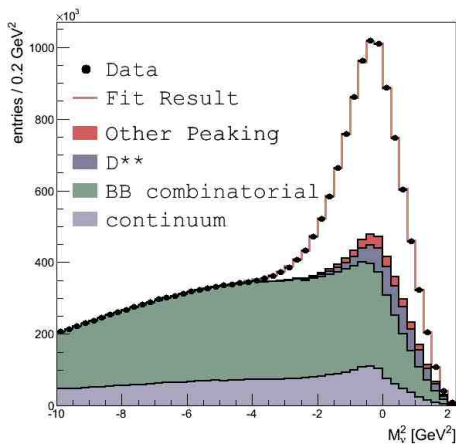


Figure 9: M_ν^2 distribution for selected events. The data are represented by the points with error bars. The fitted contributions are overlaid.

A_{SL}^d is obtained with a binned fit to Δt and $\cos(\theta_{\ell K})$. The result of the fit is shown in figure 10. The final result is $A_{SL}^d = (0.06 \pm 0.17_{-0.32}^{+0.38})\%$, in agreement with the

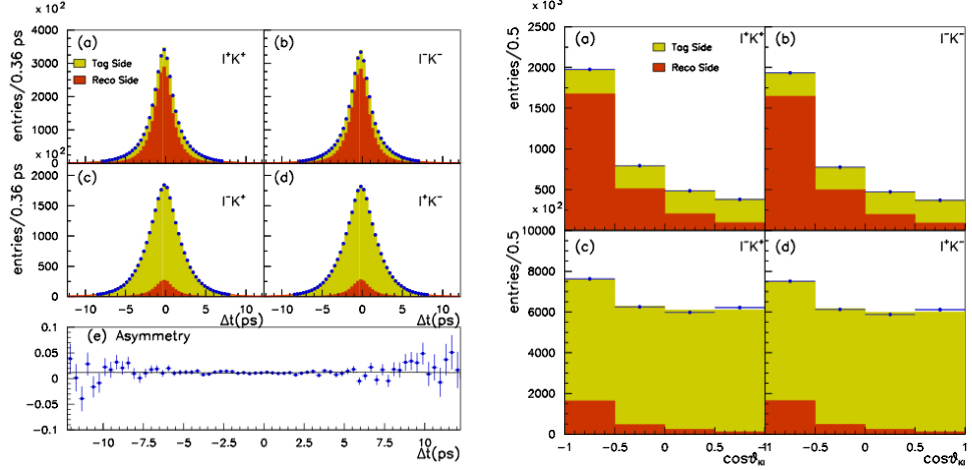


Figure 10: Distribution of Δt (left) and of $\cos(\theta_{\ell K})$ (right) for the continuum subtracted data (points with error bar) and fitted contributions from K_R (dark) and K_T (light) for all the $K\ell$ charge combinations. The raw asymmetry between $K^+\ell^+$ and $K^-\ell^-$ is shown in the left plot.

Standard Model predictions. The systematic error is dominated by the uncertainty on the sample composition.

4 Conclusions

4.1 World Averages

Figure 11 shows the results of the analyses described in the previous sections [9], and the world average computed by the Heavy Flavor Averaging Group from a 2-dimensional fit in the plane (A_{SL}^s, A_{SL}^d) , compared with the Standard Model predictions [10].

The average result from the B-factories measurements for the B_d^0 meson is: $A_{SL}^d = (0.02 \pm 0.31)\%$. The world averages of the flavor specific analyses for the B_d^0 and B_s^0 mesons are: $A_{SL}^d = (0.23 \pm 0.26)\%$ and $A_{SL}^s = (-0.60 \pm 0.49)\%$, respectively, in agreement with the Standard Model predictions. The result of the 2-dimensional fit is

$$A_{SL}^d = (-0.03 \pm 0.21)\%$$

$$A_{SL}^s = (-1.09 \pm 0.40)\%$$

which, due to the D0 dilepton measurement, deviates by 2.4 standard deviations from the expectations.

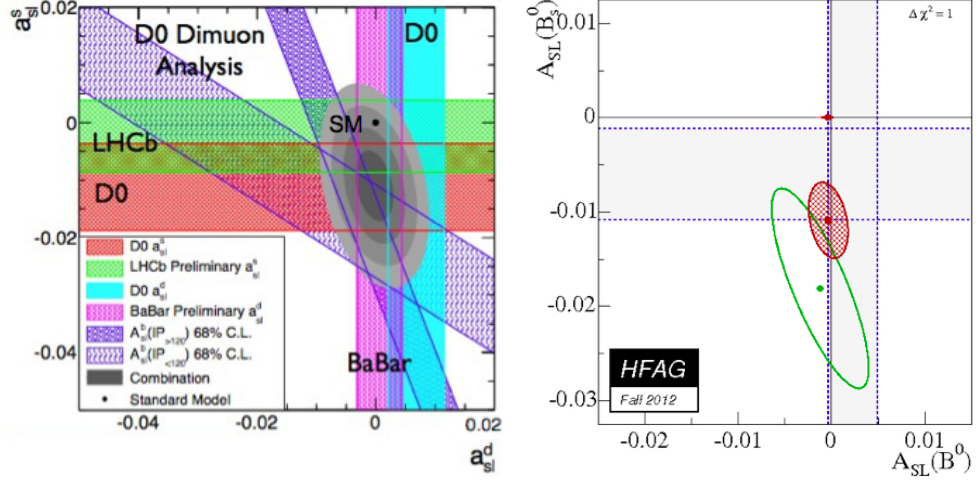


Figure 11: Results of the various A_{SL}^q measurements in the (A_{SL}^s, A_{SL}^d) plane (left). World average from the 2-dimensional fit computed by the HFAG compared with the Standard Model predictions (right). The vertical and horizontal bands are the averages of the result of the flavor specific A_{SL}^s and A_{SL}^d measurements, respectively. The green ellipse is the D0 measurement with same-sign dimuons and the red ellipse is the result of the 2-dimensional average. The red point close to (0,0) is the Standard Model prediction.

4.2 Constraints on New Physics

The relations between the off-diagonal matrix elements $|M_{12}^q|$ and $|\Gamma_{12}^q|$, the CP violating phase ϕ_q and the observables Δm_q , $\Delta\Gamma_q$ and A_{SL}^q have been already discussed in section 1. M_{12}^q is very sensitive to new physics contributions [11]. Therefore, the two complex parameters Δ_s and Δ_d , defined as $M_{12}^{NP,q} = M_{12}^{SM,q}\Delta_q$, $\Delta_q = |\Delta_q|e^{i\phi_q^\Delta}$ can differ from the Standard Model value $\Delta_q = 1$, resulting in a modified semileptonic asymmetry $A_{SL}^{NP,q} = \frac{|\Gamma_{12}^q|}{|M_{12}^{SM,q}|} \frac{\sin(\phi_q^{SM} + \phi_q^\Delta)}{|\Delta_q|}$.

The new phases ϕ_q^Δ also shift the CP phases extracted from the mixing-induced CP asymmetries in $B_d^0 \rightarrow J/\psi K$ and $B_s^0 \rightarrow J/\psi\phi$ from 2β to $2\beta + \phi_d^\Delta$ and from $2\beta_s$ to $2\beta_s - \phi_s^\Delta$, respectively. Therefore the recent LHCb results on $B_s^0 \rightarrow J/\psi\phi$ [12] can be used to constraint the new physics phase ϕ_s^Δ .

Figure 12 shows the result of the global fits of Δ_q to all the relevant data in the plane $(\Im\Delta_q, \Re\Delta_q)$ [1, 13]. Due to the LHCb constraint on ϕ_s^Δ , the Standard Model predictions are currently disfavored by only 1 standard deviation and the new physics scenario described above cannot explain the dimuon D0 result anymore.

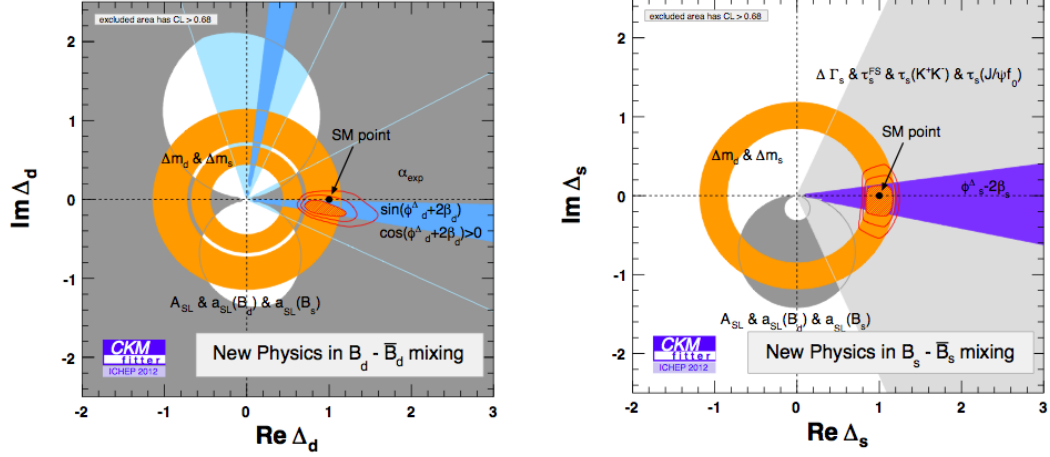


Figure 12: Allowed regions for the new physics parameters Δ_d (left) and Δ_s (right).

4.3 Summary

CP violation in the mixing of B_q^0 mesons is an excellent laboratory for the search for physics beyond the Standard Model. In the last couple of years five new measurements have been performed by B-Factories and Hadron Collider experiments, with an experimental precision of the order of 10^{-3} . All the results, but the D0 measurement with dimuons, are in agreement with the Standard Model expectations.

In the near future, the study of CP violation in the B_q^0 mixing at the LHC and at the high intensity B-factories will offer the opportunity to improve the experimental techniques, perform very stringent Standard Model test and, hopefully, to discover or to understand new physics.

References

- [1] U. Nierste, arXiv:1212.5805 (2012).
- [2] A. Lenz, U. Nierste, Journ. High En. Phys. **0706**, 072 (2007).
- [3] The D0 Collaboration, Phys. Rev. D **84**, 052007 (2011).
- [4] G. Borissov and B. Hoeneisen, Phys. Rev. D **87**, 074020 (2013).
- [5] The D0 Collaboration, Phys. Rev. D **86**, 072009 (2012).
- [6] The D0 Collaboration, Phys. Rev. Lett. **110**, 011801 (2013).
- [7] The LHCb Collaboration, LHCb-CONF-2012-022 (2012).

- [8] The Babar Collaboration, arXiv:1305.1575 (2013), submitted to Phys. Rev. Lett.
- [9] I. Bertram, "Recent B-Physics Results from the D0 Experiment", presented at the Deep Inelastic Scattering Conference, DIS 2013.
- [10] The Heavy Flavor Averaging Group, <http://www.slac.stanford.edu/xorg/hfag/>
- [11] A. Lenz et al., Phys. Rev. D **86**, 033008 (2012).
- [12] The LHCb Collaboration, LHCb-CONF-2012-002.
- [13] The CKMfitter Group, <http://ckmfitter.in2p3.fr>