

The post-Higgs MSSM scenario : Habemus MSSM?

A. DJOUADI¹, L. MAIANI^{2,3}, G. MOREAU¹, A. POLOSA²,
J. QUEVILLON¹ and V. RIQUER²

¹ Laboratoire de Physique Théorique, Université Paris–Sud and CNRS,
F–91405 Orsay, France.

² Department of Physics and INFN, “Sapienza” Universtà di Roma,
Pizzale Aldo Moro 5, I–00185 Roma, Italia.

³ Theory Unit, CERN, 1211 Genève 23, Switzerland.

Abstract

We analyze the Minimal Supersymmetric extension of the Standard Model that we have after the discovery of the Higgs boson at the LHC, the hMSSM (habemus MSSM?), i.e. a model in which the lighter h boson has a mass of approximately 125 GeV which, together with the non-observation of superparticles at the LHC, indicates that the SUSY–breaking scale M_S is rather high, $M_S \gtrsim 1$ TeV. We first demonstrate that the value $M_h \approx 125$ GeV fixes the dominant radiative corrections that enter the MSSM Higgs boson masses, leading to a Higgs sector that can be described, to a good approximation, by only two free parameters. In a second step, we consider the direct supersymmetric radiative corrections and show that, to a good approximation, the phenomenology of the lighter Higgs state can be described by its mass and three couplings: those to massive gauge bosons and to top and bottom quarks. We perform a fit of these couplings using the latest LHC data on the production and decay rates of the light h boson and combine it with the limits from the negative search of the heavier H , A and H^\pm states, taking into account the current uncertainties.

1. Introduction

The observation at the LHC of a Higgs particle with a mass of 125 GeV [1] has important implications for Supersymmetric (SUSY) and, in particular, for the Minimal Supersymmetric Standard Model (MSSM). In this extension, the Higgs sector consists of two scalar doublet fields H_u and H_d that lead, after electroweak symmetry breaking, to five Higgs states, two CP–even h and H , a CP–odd A and two charged H^\pm bosons [2, 3]. At tree level, the masses of these particles and their mixings are described by only two parameters usually chosen to be the ratio of the vacuum expectations values of the two doublet fields $\tan\beta = v_d/v_u$ and the mass M_A of the pseudoscalar Higgs boson. However, as is well known, the radiative corrections play a very important role as their dominant component grows like the fourth power of the top quark mass, logarithmically with the supersymmetry breaking scale M_S and quadratically with the stop mixing parameter A_t ; see e.g. Refs. [3–5].

The impact of the Higgs discovery is two–fold. On the one hand, it gives support to the MSSM in which the lightest Higgs boson is predicted to have a mass below ≈ 130 GeV when the radiative corrections are included [3–5]. On the other hand, the fact that the measured value $M_h \approx 125$ GeV is close to this upper mass limit implies that the SUSY–breaking scale M_S might be rather high. This is backed up by the presently strong limits on supersymmetric particle masses from direct searches that indicate that the SUSY partners of the strongly interacting particles, the squarks and gluinos, are heavier than ≈ 1 TeV [6]. Hence, the MSSM that we currently have, and that we call hMSSM (habemus MSSM?) in the subsequent discussion, appears to have $M_h \approx 125$ GeV and $M_S \gtrsim 1$ TeV.

It was pointed out in Refs. [7–9] that when the information $M_h = 125$ GeV is taken into account, the MSSM Higgs sector with solely the dominant radiative correction to the Higgs boson masses included, can be again described with only the two free parameters $\tan\beta$ and M_A as it was the case at tree–level. In other words, the dominant radiative corrections that involve the SUSY parameters are fixed by the value of M_h . In this paper, we show that to a good approximation, this remains true even when the full set of radiative corrections to the Higgs masses at the two–loop level is included. This is demonstrated in particular by performing a full scan on the MSSM parameters that have an impact on the Higgs sector such as for instance $\tan\beta$ and the stop and sbottom mass and mixing parameters. The subleading radiative corrections are shown to have little impact on the mass and mixing of the heavier Higgs bosons when these SUSY parameters are varied in a reasonable range.

Nevertheless, there are also possibly large direct SUSY radiative corrections that modify the Higgs boson couplings and which might alter this simple picture. Among such corrections are, for instance, the stop contribution [10, 11] to the dominant Higgs production mechanism at the LHC, the gluon fusion process $gg \rightarrow h$, and to the important decay into two photons $h \rightarrow \gamma\gamma$, and the additional one–loop vertex corrections to the h couplings to b –quarks that grow with $\tan\beta$ [12]. In the most general case, besides M_h , seven couplings need to be considered to fully describe the properties of the observed h boson: those to gluons, photons, massive gauge bosons, t, b, c quarks and τ leptons. However, we show that given the accuracy that is foreseen at the LHC, a good approximation is to consider the three effective couplings to t, b quarks and to $V = W/Z$ bosons, c_t, c_b and c_V , as it was suggested in Ref. [13]. Following the approach of Ref. [14] for the inclusion of the current theoretical and experimental uncertainties, we perform a fit of these three couplings using the latest LHC data on the production and decay rates of the lighter h boson and the limits from the negative search of the heavier H, A and H^\pm MSSM states.

The best fit points to low values of $\tan \beta$ and to M_A values of the order of 500 GeV, leading to a spectrum in the Higgs sector that can be fully explored at the 14 TeV LHC.

Almost one year after the Higgs discovery at the LHC, these two aspects will be discussed in the next two sections. A brief discussion and a conclusion are given in section 4 and a short Appendix collects a set of formulae used in this analysis.

2. Post Higgs discovery parametrisation of radiative corrections

In the MSSM, the tree-level masses of the CP-even h and H bosons depend on M_A , $\tan \beta$ and the Z boson mass. However, many parameters of the MSSM such as the SUSY scale, taken to be the geometric average of the stop masses $M_S = \sqrt{m_{\tilde{t}_1} m_{\tilde{t}_2}}$, the stop/sbottom trilinear couplings $A_{t/b}$ or the higgsino mass μ enter M_h and M_H through radiative corrections. In the basis (H_d, H_u) , the CP-even Higgs mass matrix can be written as:

$$M_S^2 = M_Z^2 \begin{pmatrix} c_\beta^2 & -s_\beta c_\beta \\ -s_\beta c_\beta & s_\beta^2 \end{pmatrix} + M_A^2 \begin{pmatrix} s_\beta^2 & -s_\beta c_\beta \\ -s_\beta c_\beta & c_\beta^2 \end{pmatrix} + \begin{pmatrix} \Delta\mathcal{M}_{11}^2 & \Delta\mathcal{M}_{12}^2 \\ \Delta\mathcal{M}_{12}^2 & \Delta\mathcal{M}_{22}^2 \end{pmatrix} \quad (1)$$

where we use the short-hand notation $s_\beta \equiv \sin \beta$ etc. . . and have introduced the radiative corrections by a 2×2 general matrix $\Delta\mathcal{M}_{ij}^2$. One can then easily derive the neutral CP even Higgs boson masses and the mixing angle α that diagonalises the h, H states¹, $H = \cos \alpha H_d^0 + \sin \alpha H_u^0$ and $h = -\sin \alpha H_d^0 + \cos \alpha H_u^0$

$$M_{h/H}^2 = \frac{1}{2} (M_A^2 + M_Z^2 + \Delta\mathcal{M}_{11}^2 + \Delta\mathcal{M}_{22}^2 \mp \sqrt{M_A^4 + M_Z^4 - 2M_A^2 M_Z^2 c_{4\beta} + C}) \quad (2)$$

$$\tan \alpha = \frac{2\Delta\mathcal{M}_{12}^2 - (M_A^2 + M_Z^2)s_\beta}{\Delta\mathcal{M}_{11}^2 - \Delta\mathcal{M}_{22}^2 + (M_Z^2 - M_A^2)c_{2\beta} + \sqrt{M_A^4 + M_Z^4 - 2M_A^2 M_Z^2 c_{4\beta} + C}} \quad (3)$$

$$C = 4\Delta\mathcal{M}_{12}^4 + (\Delta\mathcal{M}_{11}^2 - \Delta\mathcal{M}_{22}^2)^2 - 2(M_A^2 - M_Z^2)(\Delta\mathcal{M}_{11}^2 - \Delta\mathcal{M}_{22}^2)c_{2\beta} - 4(M_A^2 + M_Z^2)\Delta\mathcal{M}_{12}^2 s_{2\beta}$$

In previous analyses [7–9], we have assumed that in the 2×2 matrix for the radiative corrections, only the $\Delta\mathcal{M}_{22}^2$ entry which involves the by far dominant stop-top sector correction, is relevant, $\Delta\mathcal{M}_{22}^2 \gg \Delta\mathcal{M}_{11}^2, \Delta\mathcal{M}_{12}^2$. This occurs, for instance, in the so-called ϵ approximation [4] and its refinements [5] that are given in eqs. (A2) and (A3) of the Appendix. In this case, one can simply trade $\Delta\mathcal{M}_{22}^2$ for the by now known M_h using

$$\Delta\mathcal{M}_{22}^2 = \frac{M_h^2(M_A^2 + M_Z^2 - M_h^2) - M_A^2 M_Z^2 c_{2\beta}^2}{M_Z^2 c_\beta^2 + M_A^2 s_\beta^2 - M_h^2} \quad (4)$$

In this case, one can simply write M_H and α in terms of M_A , $\tan \beta$ and M_h :

$$\begin{aligned} \text{hMSSM : } M_H^2 &= \frac{(M_A^2 + M_Z^2 - M_h^2)(M_Z^2 c_\beta^2 + M_A^2 s_\beta^2) - M_A^2 M_Z^2 c_{2\beta}^2}{M_Z^2 c_\beta^2 + M_A^2 s_\beta^2 - M_h^2} \\ \alpha &= -\arctan \left(\frac{(M_Z^2 + M_A^2)c_\beta s_\beta}{M_Z^2 c_\beta^2 + M_A^2 s_\beta^2 - M_h^2} \right) \end{aligned} \quad (5)$$

In this section, we will check the validity of the $\Delta\mathcal{M}_{11}^2 = \Delta\mathcal{M}_{12}^2 = 0$ approximation. To do so, we first consider the radiative corrections when the subleading contributions

¹A different definition for the mixing angle α , namely $\alpha \rightarrow \frac{\pi}{2} - \alpha$, has been adopted in Refs. [7, 8, 13].

proportional to μ , A_t or A_b are included in the form of eqs. (A4–A6) of the Appendix, that is expected to be a good approximation [3, 15], and in which one has $\Delta\mathcal{M}_{11}^2 \neq \Delta\mathcal{M}_{12}^2 \neq 0$.

As a first step we only consider the stop-top sector corrections which enter the $\Delta\mathcal{M}_{ij}^2$ terms and confront in Fig. 1, the values of $\Delta\mathcal{M}_{11}^2$, $\Delta\mathcal{M}_{12}^2$ to $\Delta\mathcal{M}_{22}^2$ for three different scenarios with $M_A = 300$ GeV (i.e. before the onset of the decoupling regime $M_A \gg M_Z$): $M_S = 3$ TeV and $\tan\beta = 2.5$, $M_S = 1.5$ TeV and $\tan\beta = 5$, $M_S = 1$ TeV and $\tan\beta = 30$. The parameter A_t is adjusted in order to accommodate a light Higgs boson with a mass $M_h = 126 \pm 3$ GeV, including an expected theoretical and experimental uncertainty of 3 GeV [16]. One observes that for reasonable μ values, one obtains naturally $\Delta\mathcal{M}_{11}^2, \Delta\mathcal{M}_{12}^2 \ll \Delta\mathcal{M}_{22}^2$.

We have verified that the situation is not very different if the corrections in the sbottom sector are also included: assuming $A_b = A_t$, we also obtain the hierarchy $\Delta\mathcal{M}_{11}^2, \Delta\mathcal{M}_{12}^2 \ll \Delta\mathcal{M}_{22}^2$ for $\mu \lesssim 3$ TeV even for $\tan\beta = 30$ where contributions $\propto \mu \tan\beta$ become important.

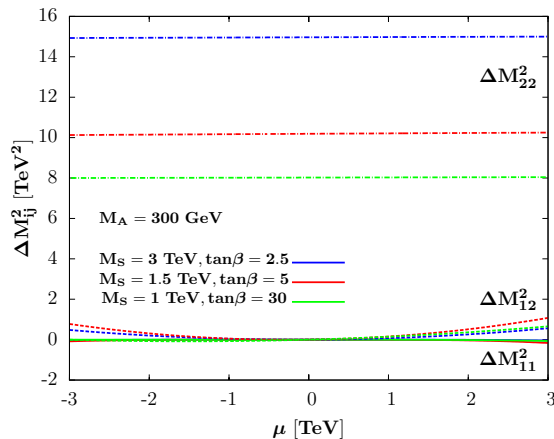


Figure 1: The entries $\Delta\mathcal{M}_{11}^2$ (solid), $\Delta\mathcal{M}_{12}^2$ (dashed), and $\Delta\mathcal{M}_{22}^2$ (dotted-dashed lines) of the radiative corrections matrix as functions of μ with a fixed $M_A = 300$ GeV for three different $(M_S, \tan\beta)$ sets and A_t such that it accommodates the mass range $M_h = 123$ – 129 GeV.

Taking into account only the dominant top–stop radiative corrections in the approximations of eqs. (A4–A6), Fig. 2 displays the mass of the heavy CP–even Higgs state (left) and the mixing angle α (right) as a function of μ when $\Delta\mathcal{M}_{11}^2$ and $\Delta\mathcal{M}_{12}^2$ are set to zero (dashed lines) and when they are included (solid lines). We have assumed the same $(M_S, \tan\beta)$ sets as above and for each value of μ , we calculate “approximate” and ‘exact’ M_H and α values assuming $M_h = 126 \pm 3$ GeV. Even for large values of the parameter μ (but $\mu \lesssim 3$ TeV), the relative variation for M_H never exceeds the 0.5% level while the variation of the angle α is bounded by $\Delta\alpha \lesssim 0.015$. Hence, in this scenario for the radiative corrections, the approximation of determining the parameters M_H and α from $\tan\beta$, M_A and the value of M_h is extremely good. We have again verified that it stays the case when the corrections in the sbottom sector, with $A_b = A_t$, are included.

We should note that for higher M_A values, $M_A \gtrsim 300$ GeV, the approximation is even better as we are closer to the decoupling limit in which one has $M_H = M_A$ and $\alpha = \frac{\pi}{2} - \beta$. Lower values, $M_A \lesssim 300$ GeV, are disfavored by the observed h rates [8, 9] as seen later.

In order to check more thoroughly the impact of the subleading corrections $\Delta\mathcal{M}_{11}^2$, $\Delta\mathcal{M}_{12}^2$, we perform a scan of the MSSM parameter space using the program `SuSpect` [17] in which the full two–loop radiative corrections to the Higgs sector are implemented. For a chosen $(\tan\beta, M_A)$ input set, the soft–SUSY parameters that play an important role in the

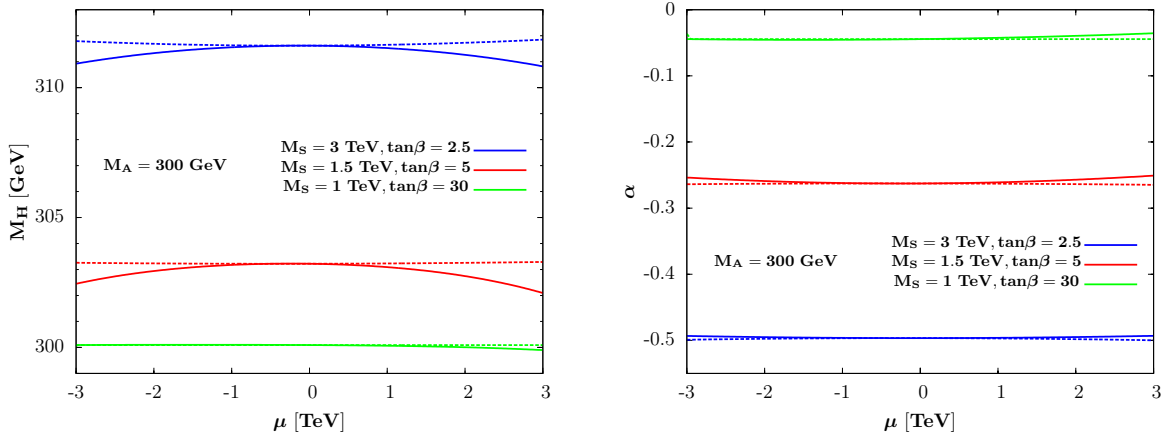


Figure 2: The mass of the heavier CP–even H boson (left) and the mixing angle α (right) as a function of μ with (solid lines) and without (dashed) the off–diagonal components components for $M_A=300$ GeV and three $(M_S, \tan\beta)$ sets. A_t is such that $M_h=123$ – 129 GeV and $A_b=0$.

Higgs sector are varied in the following ranges: $|\mu| \leq 3$ TeV, $|A_t, A_b| \leq 3M_S$, 1 TeV $\leq M_3 \leq 3$ TeV and 0.5 TeV $\leq M_S \leq 3$ TeV (≈ 3 TeV is the scale up to which programs such as **SuSpect** are expected to be reliable). We assume the usual relation between the weak scale gaugino masses $6M_1=3M_2=M_3$ and set $A_u, A_d, A_\tau=0$ (these last parameters have little impact).

We have computed the MSSM Higgs sector parameters all across the parameter space selecting the points which satisfy the constraint $123 \leq M_h \leq 129$ GeV. For each of the points, we have compared the Higgs parameters to those obtained in the simplified MSSM approximation, $\Delta\mathcal{M}_{11}^2 = \Delta\mathcal{M}_{12}^2 = 0$, with the lightest Higgs boson mass as input. We also required M_h to lie in the range 123–129 GeV, but allowed it to be different from the one obtained in the “exact” case $\Delta\mathcal{M}_{11}^2, \Delta\mathcal{M}_{12}^2 \neq 0$.

For the mass M_H and the angle α , we display in Fig. 3 the difference between the values obtained when the two possibilities $\Delta\mathcal{M}_{11}^2 = \Delta\mathcal{M}_{12}^2 = 0$ and $\Delta\mathcal{M}_{11}^2, \Delta\mathcal{M}_{12}^2 \neq 0$ are considered. This is shown in the plane $[M_S, X_t]$ with $X_t = A_t - \mu \cot\beta$ when all other parameters are scanned as above. Again, we have fixed the pseudoscalar Higgs mass to $M_A=300$ GeV and used the two representative values $\tan\beta = 5$ and 30 . We have adopted the conservative approach of plotting only points which maximize these differences.

In all cases, the difference between the two M_H values is very small (in fact, much smaller than the total decay width Γ_H), less than a few percent, while for α the difference does not exceed ≈ 0.025 for low values of $\tan\beta$ but at high $\tan\beta$ values, one can reach the level of ≈ 0.05 in some rare situations (large values of μ , which enhance the $\mu \tan\beta$ contributions). Nevertheless, at high enough $\tan\beta$, we are far in the decoupling regime already for $M_A \gtrsim 200$ GeV and such a difference does not significantly affect the couplings of the h and H bosons which, phenomenologically, are the main ingredients.

Hence, even when including the full set of radiative corrections up to two loops, it is a good approximation to use eqs. (5) to derive the parameters M_H and α in terms of the inputs $\tan\beta, M_A$ and the measured value of M_h . In the case of the charged Higgs boson mass, the radiative corrections are much smaller for large enough M_A and one has, at the few percent level (which is again smaller than the total H^\pm decay width), $M_{H^\pm} \simeq \sqrt{M_A^2 + M_W^2}$ except in very rare situations² [18].

²The physics of the charged boson, i.e the production and decay rates, can be accurately described by $\tan\beta, M_{H^\pm}$ (and eventually α if the subleading processes involving the h state are also considered).

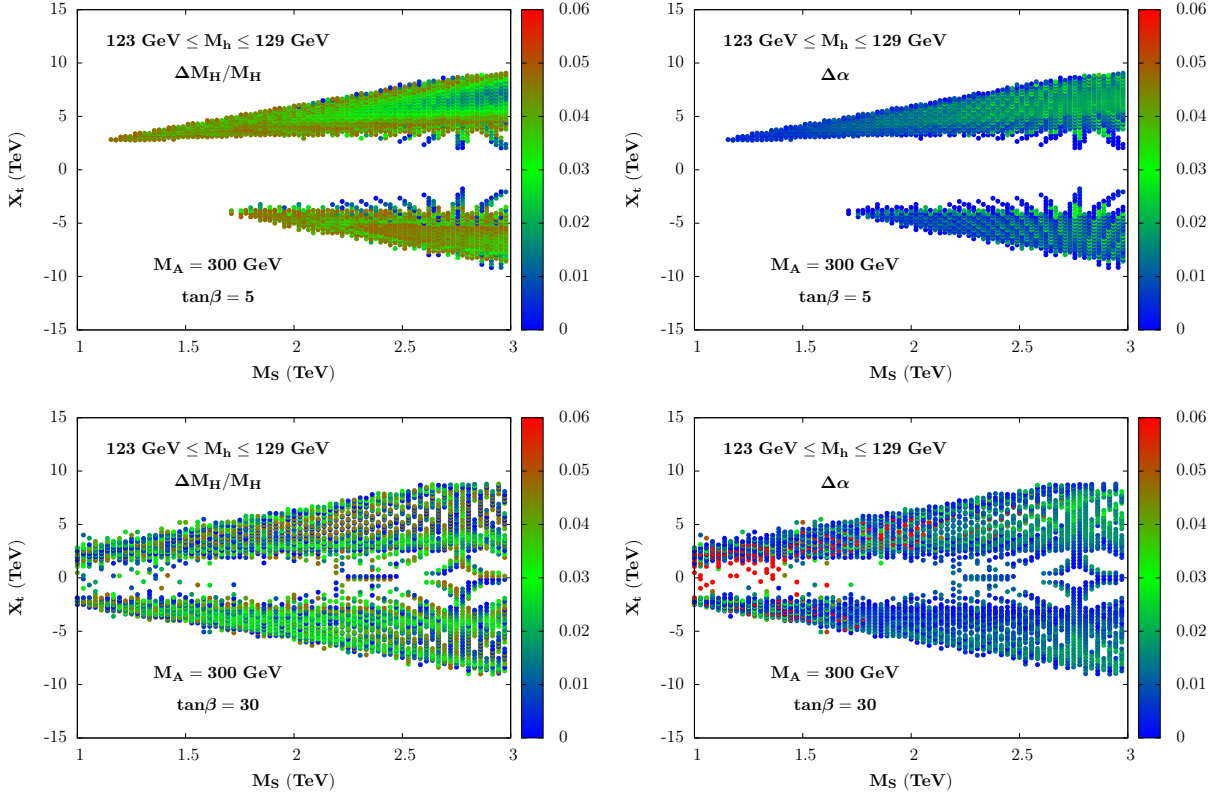


Figure 3: The variation of the mass M_H (left) and the mixing angle α (right), are shown as separate vertical colored scales, in the plane $[M_S, X_t]$ when the full two loop corrections are included with and without the subleading matrix elements $\Delta\mathcal{M}_{11}^2$ and $\Delta\mathcal{M}_{12}^2$. We take $M_A = 300$ GeV, $\tan\beta = 5$ (top) and 30 (bottom) and the other parameters are varied as described in the text.

3. Determination of the h boson couplings in a generic MSSM

A second important issue is the MSSM Higgs couplings. In principle and as discussed earlier, knowing two parameters such as the pair of inputs $[\tan\beta, M_A]$ and fixing the value of M_h to its measured value, the couplings of the Higgs bosons, in particular h , to fermions and gauge bosons can be derived, including the generally dominant radiative corrections that enter in the MSSM Higgs masses. Indeed, in terms of the angles β and α , one has for the reduced couplings (i.e. normalized to their SM values) of the lighter h state to third generation t, b fermions and gauge bosons $V = W/Z$,

$$c_V^0 = \sin(\beta - \alpha), \quad c_t^0 = \frac{\cos\alpha}{\sin\beta}, \quad c_b^0 = -\frac{\sin\alpha}{\cos\beta} \quad (6)$$

However, outside the regime in which the pseudoscalar A boson and some supersymmetric particles are very heavy, there are also direct radiative corrections to the Higgs couplings not contained in the mass matrix of eq. (1). These can alter this simple picture.

First, in the case of b -quarks, additional one-loop vertex corrections modify the tree-level $hb\bar{b}$ coupling: they grow as $m_b\mu\tan\beta$ and are thus very large at high $\tan\beta$. The dominant component comes from the SUSY-QCD corrections with sbottom-gluino loops that can be approximated by $\Delta_b \simeq 2\alpha_s/(3\pi) \times \mu m_{\tilde{g}} \tan\beta / \max(m_{\tilde{g}}^2, m_{\tilde{b}_1}^2, m_{\tilde{b}_2}^2)$ [12].

Outside the decoupling regime, the $hb\bar{b}$ coupling receives the possibly large correction

$$c_b \approx c_b^0 \times [1 - \Delta_b / (1 + \Delta_b) \times (1 + \cot \alpha \cot \beta)] \quad \text{with } \tan \alpha \xrightarrow{M_A \gg M_Z} -1 / \tan \beta \quad (7)$$

which would significantly alter the partial width of the decay $h \rightarrow b\bar{b}$ that is, in principle, by far the dominant one and, hence, affect the branching fractions of all other decay modes.

In addition, the $ht\bar{t}$ coupling is derived indirectly from the $gg \rightarrow h$ production cross section and the $h \rightarrow \gamma\gamma$ decay branching ratio, two processes that are generated via triangular loops. In the MSSM, these loops involve not only the top quark (and the W boson in the decay $h \rightarrow \gamma\gamma$) but also contributions from supersymmetric particles, if they are not too heavy. In the case of the $gg \rightarrow h$ process, only the contributions of stops is generally important. Including the later and working in the limit $M_h \ll m_t, m_{\tilde{t}_1}, m_{\tilde{t}_2}$, the hgg amplitude can be (very well) approximated by the expression [10]

$$c_t \approx c_t^0 \times \left[1 + \frac{m_t^2}{4m_{\tilde{t}_1}^2 m_{\tilde{t}_2}^2} (m_{\tilde{t}_1}^2 + m_{\tilde{t}_2}^2 - (A_t - \mu \cot \alpha)(A_t + \mu \tan \alpha)) \right] \quad (8)$$

which shows that indeed, \tilde{t} contributions can be very large for sufficiently light stops and in the presence of large stop mixing. In the $h \rightarrow \gamma\gamma$ decay rate, because the t, \tilde{t} electric charges are the same, the $ht\bar{t}$ coupling is shifted by the same amount as above [11].

If one ignores the usually small \tilde{b} contributions in the $gg \rightarrow h$ production and $h \rightarrow \gamma\gamma$ decay processes (in the latter case, it is suppressed by powers of the b electric charge $e_b^2/e_t^2 = \frac{1}{4}$ in addition) as well as the contributions of other SUSY particles such as charginos and stau's in the $h \rightarrow \gamma\gamma$ decay rate³, the leading corrections to the $ht\bar{t}$ vertex can be simply accounted for by using the effective coupling given in eq. (8); see e.g. Ref. [8].

Note that in the case of associated production of the h boson with top quarks, $gg/q\bar{q} \rightarrow ht\bar{t}$, it is the parameter c_t^0 which should be considered for the direct $ht\bar{t}$ coupling. However, for the time being (and presumably for a long time), the constraints on the h properties from this process are very weak as the cross section has very large uncertainties.

One also should note that the couplings of the h boson to τ leptons and charm quarks do not receive the direct corrections of respectively eqs. (7) and (8) and one should still have $c_c = c_t^0$ and $c_\tau = c_b^0$. However, using $c_{t,b}$ or $c_{t,b}^0$ in this case has almost no impact in practice as these couplings appear only in the branching ratios for the decays $h \rightarrow c\bar{c}$ and $\tau^+\tau^-$ which are small, below 5%, and the direct corrections cannot be very large (these are radiative corrections after all). One can thus, in a first approximation, ignore them and assume that $c_c = c_t$ and $c_\tau = c_b$. Note that $\text{BR}(h \rightarrow c\bar{c})$ cannot be measured at the LHC while the $h \rightarrow \tau^+\tau^-$ rate is presently measured only at the level of 40% or so [21].

Another caveat is that possible invisible decays (which at present are probed directly only for rates that are at the 50% to 100% level [23]), can also affect the properties of the observed h particle. However, a large invisible rate implies that the neutralinos that are considered as the lightest SUSY particles, are relatively light and couple significantly to the h boson, a situation that is rather unlikely (if the LSP is very light, $2m_{\chi_1^0} \lesssim M_h$, it should be mostly bino-like and, hence, has very suppressed couplings to the Higgs bosons that prefer to couple to mixtures of higgsinos and gauginos; see for instance Ref. [11]).

³The chargino contribution cannot exceed the 10% level even for very favorable gaugino-higgsino parameters [11], while the $\tilde{\tau}$ contributions are important only for extreme values of $\tan \beta$ and μ [19].

In the case of large direct corrections, the Higgs couplings cannot be described only by the parameters β and α as in eq. (6). One should consider at least three independent h couplings, namely $c_c = c_t$, $c_\tau = c_b$ and $c_V = c_V^0$ as advocated in Ref. [13]. This is equivalent to excluding the $h \rightarrow \tau\tau$ data from the global fit which, in practice, has no significant impact as the experimental error on the signal strength in this channel is presently large. Note that a future determination of the theoretically clean ratio of the $b\bar{b}$ and $\tau^+\tau^-$ signals in $pp \rightarrow hV$ gives a direct access to the Δ_b correction outside the decoupling regime [14].

To study the h state at the LHC, we thus define the following effective Lagrangian,

$$\begin{aligned} \mathcal{L}_h = & c_V g_{hWW} h W_\mu^+ W^{-\mu} + c_V g_{hZZ} h Z_\mu^0 Z^{0\mu} \\ & - c_t y_t h \bar{t}_L t_R - c_t y_c h \bar{c}_L c_R - c_b y_b h \bar{b}_L b_R - c_b y_\tau h \bar{\tau}_L \tau_R + \text{h.c.} \end{aligned} \quad (9)$$

where $y_{t,c,b,\tau} = m_{t,c,b,\tau}/v$ are the SM Yukawa coupling constants in the mass eigenbasis (L/R indicates the fermion chirality and we consider only the heavy fermions that have substantial couplings to the Higgs boson), $g_{hWW} = 2M_W^2/v$ and $g_{hZZ} = M_Z^2/v$ are the electroweak gauge boson couplings and v is the Higgs vacuum expectation value.

We present the results for the fits of the Higgs signal strengths in the various channels

$$\mu_X \simeq \sigma(pp \rightarrow h) \times \text{BR}(h \rightarrow XX) / \sigma(pp \rightarrow h)_{\text{SM}} \times \text{BR}(h \rightarrow XX)_{\text{SM}} \quad (10)$$

closely following the procedure of Ref. [14] but in the case of the phenomenological MSSM. All the Higgs production/decay channels are considered and the data used are the latest ones [21] using the full $\approx 25 \text{ fb}^{-1}$ statistics for the $\gamma\gamma, ZZ, WW$ channels as well as the $h \rightarrow b\bar{b}$ and $\tau\tau$ modes for CMS, but only $\approx 17 \text{ fb}^{-1}$ data for the ATLAS fermionic channels.

We have performed the appropriate three-parameter fit in the three-dimensional space⁴ $[c_t, c_b, c_V]$, assuming $c_c = c_t$ and $c_\tau = c_b$ as discussed above and of course the custodial symmetry relation $c_V = c_W = c_Z$ which holds in supersymmetric models. The results of this fit are presented in Fig. 4 for $c_t, c_b, c_V \geq 0$, as motivated by the supersymmetric structure of the Higgs couplings (there is also an exact reflection symmetry under, $c \rightarrow -c$ or equivalently $\beta \rightarrow \beta + \pi$, leaving the squared amplitudes of the Higgs rates unaffected). Again following Ref. [14], we have treated the theoretical uncertainty as a bias and not as if it were associated to a statistical distribution and have performed the fit for values of the signal strength $\mu_i|_{\text{exp}}[1 \pm \Delta\mu_i/\mu_i|_{\text{th}}]$ with the theoretical uncertainty $\Delta\mu_i/\mu_i|_{\text{th}}$ conservatively assumed to be 20% for both the gluon and vector boson fusion mechanisms (because of contamination) and $\approx 5\%$ for h production in association with $V = W/Z$ [20].

The best-fit value for the couplings, when the ATLAS and CMS data are combined, is $c_t = 0.89$, $c_b = 1.01$ and $c_V = 1.02$ with $\chi^2 = 64.8$ ($\chi^2 = 66.7$ in the SM).

In turn, in scenarios where the direct corrections in eqs. (7)-(8) are not quantitatively significant (i.e. considering either not too large values of $\mu \tan\beta$ or high stop/sbottom masses), one can use the MSSM relations of eq. (6) to reduce the number of effective parameters down to two. For instance, using $c_t = \cos\alpha/\sin\beta$ and $c_V = \sin(\beta - \alpha)$, one can derive the following relation, $c_b \equiv -\sin\alpha/\cos\beta = (1 - c_V c_t)/(c_V - c_t)$. This allows to perform the two-parameter fit in the plane $[c_V, c_t]$. Similarly, one can study the planes $[c_V, c_b]$ and $[c_t, c_b]$. The two-dimensional fits in these three planes are displayed in Fig. 5. As in the MSSM one has $\alpha \in [-\pi/2, 0]$ and $\tan\beta \in [1, \sim 50]$, one obtains the following variation ranges: $c_V \in [0, 1]$, $c_t \in [0, \sqrt{2}]$ and $c_b > 0$.

⁴Higgs coupling fits have been performed most often in the $[c_V, c_f]$ parameter space with $c_f = c_t = c_b \dots$. Fits of the LHC data in SUSY scenarios including also the NMSSM can be found in Ref. [22] for instance.

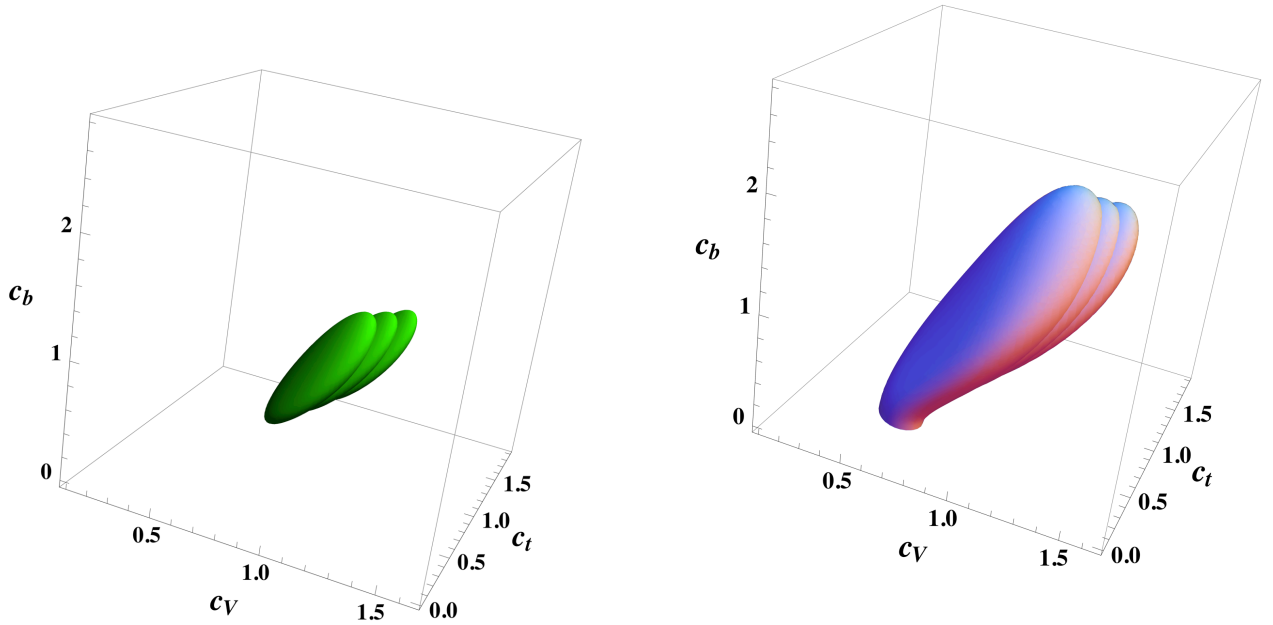


Figure 4: Best-fit regions at 68%CL (green, left) and 99%CL (light gray, right) for the Higgs signal strengths in the three-dimensional space $[c_t, c_b, c_V]$. The three overlapped regions are associated to central and two extreme choices of the theoretical prediction for the Higgs rates.

We also show on these figures the potential constraints obtained from fitting ratios of the Higgs signal strengths (essentially the two ratios $R_{\gamma\gamma} = \mu_{\gamma\gamma}/\mu_{ZZ}$ and $R_{\tau\tau} = \mu_{\tau\tau}/\mu_{WW}$) that are not or much less affected by the QCD uncertainties at the production level [14]. In this two-dimensional case, the best-fit points are located at $(c_t = 0.88, c_V = 1.0)$, $(c_b = 0.97, c_V = 1.0)$ and $(c_t = 0.88, c_b = 0.97)$. Note that although for the best-fit point one has $c_b \lesssim 1$, actually $c_b \gtrsim 1$ in most of the 1σ region.

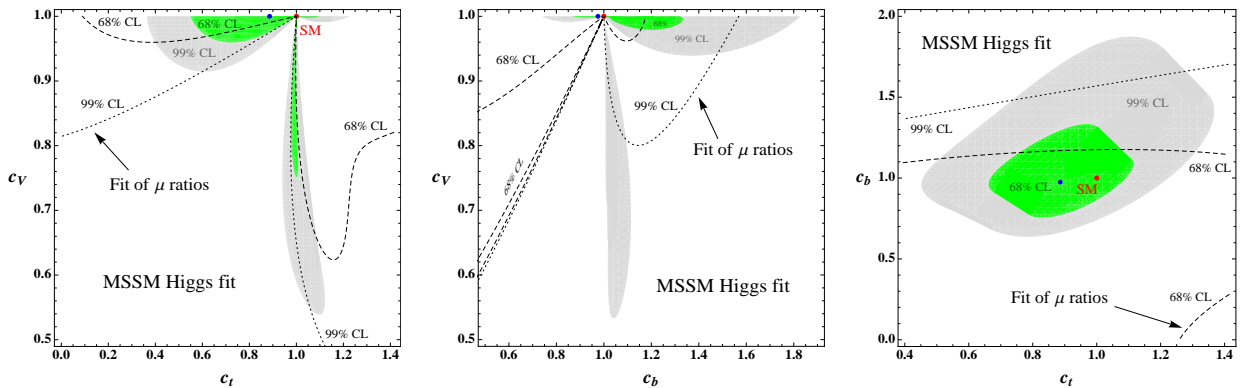


Figure 5: Best-fit regions at 68%CL (green) and 99%CL (light gray) for the Higgs signal strengths in the planes $[c_t, c_V]$ (left), $[c_b, c_V]$ (center) and $[c_t, c_b]$ (right). The theoretical uncertainty on the Higgs signal strengths is taken into account as a bias. The best-fit contours at 68%CL (dashed) and 99%CL (dotted) from the fit of signal strength ratios are superimposed as well. The SM points are indicated in red and the best-fit points in blue.

Alternatively, using the expressions of eq. (6), one can also realize a two-parameter fit in the $[\tan\beta, \alpha]$ plane⁵. However, using the expressions of eq. (5) for the mixing angle α

⁵This corresponds in fact to the case of a two-Higgs doublet model in which the direct corrections are

and fixing M_h to the measured value $M_h \approx 125$ GeV, one can perform a fit in the plane $[\tan \beta, M_A]$. This is shown in the left-hand side of Fig. 6 where the 68%CL, 95%CL and 99%CL contours from the signal strengths only are displayed when, again, the theoretical uncertainty is considered as a bias. We also display the best-fit contours for the signal strength ratios at the 68%CL and 95%CL. The best-fit point for the signal strengths when the theoretical uncertainty is set to zero, is obtained for the values $\tan \beta = 1$ and $M_A = 557$ GeV, which implies for the other parameters, when the radiative corrections entering the Higgs masses and the angle α are derived using the information $M_h = 125$ GeV : $M_H = 580$ GeV, $M_{H^\pm} = 563$ GeV and $\alpha = -0.837$ rad. Regarding this best-fit point, one should note that the χ^2 value is relatively stable all over the 1σ region shown in Fig. 6.

It is interesting to superimpose on these indirect limits in the $[\tan \beta, M_A]$ plane, the direct constraints on the heavy $H/A/H^\pm$ boson searches performed by the ATLAS and CMS collaborations as shown in the right-hand side of Fig. 6. As discussed in Ref. [9] (see also Ref. [24]), besides the limits from the $A/H \rightarrow \tau^+\tau^-$ and to a lesser extent $t \rightarrow bH^+ \rightarrow b\tau\nu$ searches which exclude high $\tan \beta$ values and which can be extended to very low $\tan \beta$ as well, there are also limits from adapting to the MSSM the high mass SM Higgs searches in the channels⁶ $H \rightarrow WW$ and ZZ as well as the searches for heavy resonances decaying into $t\bar{t}$ final states that exclude low values of $\tan \beta$ and M_A . For values $250 \lesssim M_A \lesssim 350$ GeV, only the intermediate $\tan \beta \approx 2-10$ range is still allowed.

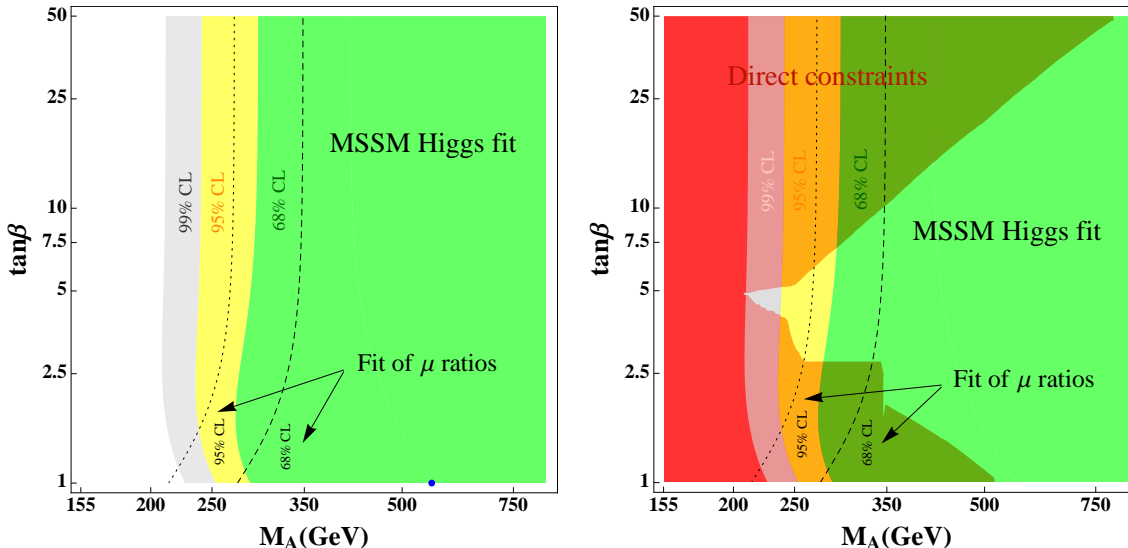


Figure 6: Left: best-fit regions at 68%CL (green), 95%CL (yellow) and 99%CL (light gray) for the Higgs signal strengths in the plane $[\tan \beta, M_A]$; the best-fit point is shown in blue and the theoretical uncertainty is taken into account as a bias as in the previous figures. The best-fit contours at 1σ (dashed) and 2σ (dotted) for the signal strength ratios are also shown. Right: we superimpose on these constraints the excluded regions (in red, and as a shadow when superimposed on the best-fit regions) from the direct searches of the heavier Higgs bosons at the LHC following the analysis of Ref. [9].

expected to be small in contrast to the SUSY case: one can then parametrise the couplings of the h boson, that are given by eq. (6), by still two parameters α and β but with the angle α being a free input.

⁶At low $\tan \beta$, channels such as $A \rightarrow hZ$ and $H \rightarrow hh$ need also to be considered [9]. In the latter case, special care is needed in the treatment of the trilinear Hhh coupling as will be discussed in Ref. [25].

4. Conclusion

We have discussed the hMSSM, i.e. the MSSM that we seem to have after the discovery of the Higgs boson at the LHC that we identify with the lighter h state. The mass $M_h \approx 125$ GeV and the non-observation of SUSY particles, seems to indicate that the soft-SUSY breaking scale might be large, $M_S \gtrsim 1$ TeV. We have shown, using both approximate analytical formulae and a scan of the MSSM parameters, that the MSSM Higgs sector can be described to a good approximation by only the two parameters $\tan\beta$ and M_A if the information $M_h = 125$ GeV is used. One could then ignore the radiative corrections to the Higgs masses and their complicated dependence on the MSSM parameters and use a simple formula to derive the other parameters of the Higgs sector, α , M_H and M_{H^\pm} .

In a second step, we have shown that to describe accurately the h properties when the direct radiative corrections are also important, the three couplings c_t, c_b and c_V are needed besides the h mass. We have performed a fit of these couplings using the latest LHC data and taking into account properly the theoretical uncertainties. In the limit of heavy sparticles (i.e. with small direct corrections), the best fit point turns out to be at low $\tan\beta$, $\tan\beta \approx 1$, and with a not too high CP-odd Higgs mass, $M_A \approx 560$ GeV.

The phenomenology of this particular point is quite interesting. First, the heavier Higgs particles will be accessible in the next LHC run at least in the channels $A, H \rightarrow t\bar{t}$ and presumably also in the modes $H \rightarrow WW, ZZ$ as the rates are rather large for $\tan\beta \approx 1$. This is shown in Fig. 7 where the cross sections times decay branching ratios for A and H are displayed as a function of $\tan\beta$ for the choice $M_A = 557$ GeV for $\sqrt{s} = 14$ TeV. Furthermore, the correct relic abundance of the LSP neutralino can be easily obtained through $\chi_1^0 \chi_1^0 \rightarrow A \rightarrow t\bar{t}$ annihilation by allowing the parameters μ and M_1 to be comparable and have an LSP mass close to the A -pole, $m_{\chi_1^0} \approx \frac{1}{2}M_A$. The SUSY spectrum of this low $\tan\beta$ region will be discussed in more detail in a separate publication [25].

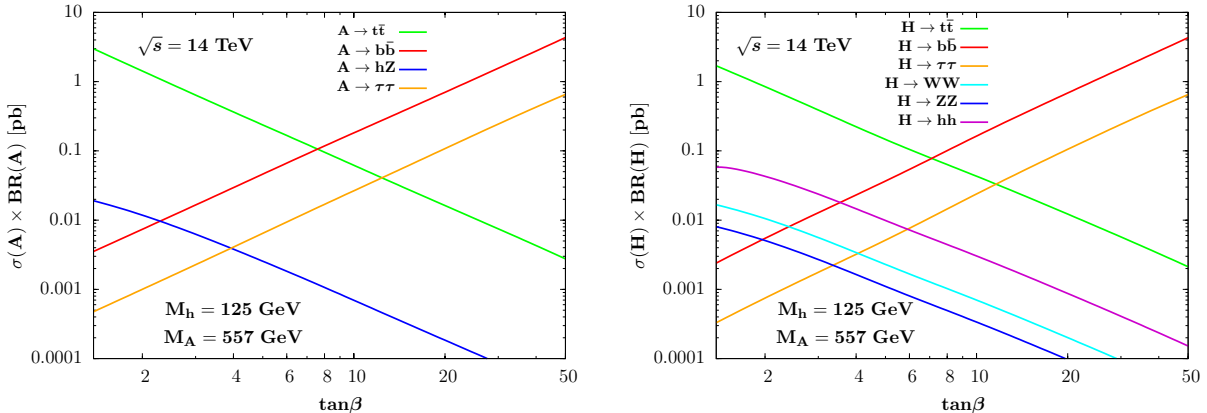


Figure 7: The cross section times branching fractions for the A (left) and H (right) MSSM Higgs bosons at the LHC with $\sqrt{s} = 14$ TeV as a function of $\tan\beta$ for the best-fit mass $M_A = 557$ GeV and with $M_h = 125$ GeV. For the production, we have taken into account only the gluon and bottom quark fusion processes and followed the analysis given in Ref. [9].

Acknowledgements: We thank Pietro Slavich for discussions. AD and LM thank the CERN theory division for the kind hospitality offered to them. AD is supported by the ERC Advanced Grant Higgs@LHC and GM by the Institut Universitaire de France (IUF).

Appendix: approximating the radiative corrections

The radiative corrections to the CP–even Higgs boson mass matrix can be written as

$$\mathcal{M}^2 = \begin{bmatrix} \mathcal{M}_{11}^2 + \Delta\mathcal{M}_{11}^2 & \mathcal{M}_{12}^2 + \Delta\mathcal{M}_{12}^2 \\ \mathcal{M}_{12}^2 + \Delta\mathcal{M}_{12}^2 & \mathcal{M}_{22}^2 + \Delta\mathcal{M}_{22}^2 \end{bmatrix} \quad (\text{A1})$$

The leading one–loop radiative corrections $\Delta\mathcal{M}_{ij}^2$ to the mass matrix are controlled by the top Yukawa coupling $\lambda_t = m_t/v \sin \beta$ which appears with the fourth power. One can obtain a very simple analytical expression if only this contribution is taken into account [4]

$$\begin{aligned} \Delta\mathcal{M}_{11}^2 &\sim \Delta\mathcal{M}_{12}^2 \sim 0, \\ \Delta\mathcal{M}_{22}^2 &\sim \epsilon = \frac{3\bar{m}_t^4}{2\pi^2 v^2 \sin^2 \beta} \left[\log \frac{M_S^2}{\bar{m}_t^2} + \frac{X_t^2}{M_S^2} \left(1 - \frac{X_t^2}{12 M_S^2} \right) \right] \end{aligned} \quad (\text{A2})$$

where M_S is the geometric average of the stop masses $M_S = \sqrt{\bar{m}_{\tilde{t}_1} \bar{m}_{\tilde{t}_2}}$, X_t is the stop mixing parameter given by $X_t = A_t - \mu/\tan \beta$ and \bar{m}_t is the running $\overline{\text{MS}}$ top quark mass to account for the leading two–loop QCD corrections in a renormalisation–group improvement.

A better approximation, with some more renormalisation–group improved two–loop QCD and electroweak corrections included is given by [5]

$$\Delta\mathcal{M}_{22}^2 = \frac{3}{2\pi^2} \frac{m_t^4}{v^2 \sin^2 \beta} \left[\frac{1}{2} \tilde{X}_t + \ell_S + \frac{1}{16\pi^2} \left(\frac{3 m_t^2}{2 v^2} - 32\pi\alpha_s \right) \left(\tilde{X}_t \ell_S + \ell_S^2 \right) \right], \quad (\text{A3})$$

where $\ell_S = \log(M_S^2/m_t^2)$ and using $x_t = X_t/M_S = (A_t - \mu \cot \beta)/M_S$ one has $\tilde{X}_t = 2x_t^2(1 - x_t^2/12)$ with A_t the trilinear Higgs–stop coupling and μ the higgsino mass parameter.

Other soft SUSY–breaking parameters, in particular μ and A_b (and in general the corrections controlled by the bottom Yukawa coupling $\lambda_b = m_b/v \cos \beta$ which at large value of the product $\mu \tan \beta$, provide a non–negligible correction to \mathcal{M}_{ij}^2) can also have an impact on the loop corrections. Including these subleading contributions at one–loop, plus the leading logarithmic contributions at two–loops, the radiative corrections to the CP–even mass matrix elements can still be written in a compact form [3]

$$\begin{aligned} \Delta\mathcal{M}_{11}^2 &= -\frac{v^2 \sin^2 \beta}{32\pi^2} \bar{\mu}^2 \left[x_t^2 \lambda_t^4 (1 + c_{11} \ell_S) + a_b^2 \lambda_b^4 (1 + c_{12} \ell_S) \right] \\ \Delta\mathcal{M}_{12}^2 &= -\frac{v^2 \sin^2 \beta}{32\pi^2} \bar{\mu} \left[x_t \lambda_t^4 (6 - x_t a_t) (1 + c_{31} \ell_S) - \bar{\mu}^2 a_b \lambda_b^4 (1 + c_{32} \ell_S) \right] \\ \Delta\mathcal{M}_{22}^2 &= \frac{v^2 \sin^2 \beta}{32\pi^2} \left[6 \lambda_t^4 \ell_S (2 + c_{21} \ell_S) + x_t a_t \lambda_t^4 (12 - x_t a_t) (1 + c_{21} \ell_S) - \bar{\mu}^4 \lambda_b^4 (1 + c_{22} \ell_S) \right] \end{aligned} \quad (\text{A4})$$

where the additional abbreviations $\bar{\mu} = \mu/M_S$ and $a_{t,b} = A_{t,b}/M_S$ have been used. The factors c_{ij} take into account the leading two–loop corrections due to the top and bottom Yukawa couplings and to the strong coupling constant $g_s = \sqrt{4\pi\alpha_s}$; they read

$$c_{ij} = \frac{1}{32\pi^2} (t_{ij} \lambda_t^2 + b_{ij} \lambda_b^2 - 32g_s^2) \quad (\text{A5})$$

with the various coefficients given by $(t_{11}, t_{12}, t_{21}, t_{22}, t_{31}, t_{32}) = (12, -4, 6, -10, 9, 7)$ and $(b_{11}, b_{12}, b_{21}, b_{22}, b_{31}, b_{32}) = (-4, 12, 2, 18, -1, 15)$.

The expressions eq. (A4) provide a good approximation of the bulk of the radiative corrections [3]. However, one needs to include the full set of corrections to have precise predictions for the Higgs boson masses and couplings as discussed at the end of section 2.

References

- [1] The ATLAS collaboration, Phys. Lett. B716 (2012) 1; the CMS collaboration, Phys. Lett. B716 (2012) 30.
- [2] J. Gunion, H. Haber, G. Kane and S. Dawson, “The Higgs Hunter’s Guide”, Reading 1990; S. Heinemeyer, W. Hollik and G. Weiglein, Phys. Rept. 425 (2006) 265; A. Djouadi, Phys. Rept. 459 (2008) 1.
- [3] M. Carena and H. Haber, Prog. Part. Nucl. Phys. 50 (2003) 63.
- [4] Y. Okada, M. Yamaguchi and T. Yanagida, Prog. Theor. Phys. 85 (1991) 1; J. Ellis, G. Ridolfi and F. Zwirner, Phys. Lett. B257 (1991) 83; H.E. Haber and R. Hempfling, Phys. Rev. Lett. 66 (1991) 1815.
- [5] M. Carena, J.R. Espinosa, M. Quiros and C.E. Wagner, Phys. Lett. B355 (1995) 209. See also, H. Haber, R. Hempfling and A. Hoang, Z. Phys. C75 (1997) 539.
- [6] See the talk of A. Hoecker at the Lepton–Photon Conference, Stanford, June 2013.
- [7] L. Maiani, A.D. Polosa and V. Riquier, New J. Phys. 14 (2012) 073029.
- [8] L. Maiani, A.D. Polosa and V. Riquier, Phys. Lett. B718 (2012) 465.
- [9] A. Djouadi and J. Quevillon, arXiv:1304.1787 [hep-ph].
- [10] See e.g. A. Djouadi, Phys. Lett. B435 (1998) 101; A. Arvanitaki and G. Villadoro, JHEP 1202 (2012) 144; A. Delgado et al., Eur. Phys. J. C73 (2013) 2370.
- [11] A. Djouadi, V. Driesen, W. Hollik and Jose Illana, Eur. Phys. J. C1 (1998) 149.
- [12] See e.g. M. Carena, D. Garcia, U. Nierste and C. Wagner, Nucl. Phys. B577 (2000) 88.
- [13] L. Maiani, A.D. Polosa and V. Riquier, arXiv:1305.2172 [hep-ph].
- [14] A. Djouadi and G. Moreau, arXiv:1303.6591. The analysis is based on earlier work published in arXiv:1208.3436 [hep-ph] and Phys. Rev. D87 (2013) 015027.
- [15] For the top–stop sector, formulae giving approximately the same results are given in G. Degrandi, P. Slavich and F. Zwirner, Nucl. Phys. B 611 (2001) 403.
- [16] A. Arbey et al., Phys. Lett. B708 (2012) 162; S. Heinemeyer, O. Stal and G. Weiglein, Phys. Lett. B710 (2012) 201; M. Carena et al., arXiv:1302.7033.
- [17] A. Djouadi, J.L. Kneur and G. Moultaka, Comput. Phys. Commun. 176 (2007) 426. The parametrisation of the Higgs sector, including the radiative corrections is done following, B.C. Allanach et al., JHEP 0409 (2004) 044.
- [18] For a recent account, see: M. Frank et al., arXiv:1306.1156 [hep-ph].
- [19] See eg., M. Carena, S. Gori, N. R. Shah and C. E. M. Wagner, JHEP 1203 (2012) 014; G. Giudice, P. Paradisi and A. Strumia, JHEP 1210 (2012) 186.
- [20] J. Baglio and A. Djouadi, JHEP 1103 (2011) 055. The total uncertainty for $gg \rightarrow h$ is slightly higher than the one assumed in S. Dittmaier et al., arXiv:1101.0593.
- [21] See the summary talks given by Karl Jakobs (for ATLAS) and Albert de Roeck (for CMS) at the Lepton–Photon Conference, Stanford, June 2013.
- [22] G. Belanger et al., arXiv:1306.2941 [hep-ph]; R. Barbieri et al., Phys. Rev. D87 (2013) 115018; D. Carmi et al., JHEP1210 (2012) 196; P. P. Giardino et al., JHEP 1206 (2012) 117; J. R. Espinosa et al., JHEP1212 (2012) 077; A. Azatov et al., Phys. Rev. D86 (2012) 075033; A. Arbey et al., JHEP 1209 (2012) 107; Phys. Lett. B720 (2013) 153.
- [23] See e.g. A. Djouadi, A. Falkowski, Y. Mambrini and J. Quevillon, arXiv:1205.3169 [hep-ph].
- [24] A. Arbey, M. Battaglia and F. Mahmoudi, arXiv:1303.7450 [hep-ph].
- [25] Orsay and Rome collaboration, in preparation.