

Graphical Calculus for the Double Affine Q -Dependent Braid Group

Glen Burella, Paul Watts, Vincent Pasquier and Jiří Vala

Abstract. We define a double affine Q -dependent braid group. This group is constructed by appending to the braid group a set of operators Q_i , before extending it to an affine Q -dependent braid group. We show specifically that the elliptic braid group and the double affine Hecke algebra (DAHA) can be obtained as quotient groups. Complementing this we present a pictorial representation of the double affine Q -dependent braid group based on ribbons living in a toroid. We show that in this pictorial representation we can fully describe any DAHA. Specifically, we graphically describe the parameter q upon which this algebra is dependent and show that in this particular representation q corresponds to a twist in the ribbon.

1. Introduction

Representation theory is an essential tool in mathematical and physical research. To this end, linear algebra, the theory of special functions, arithmetic and related combinatorics are its usual objectives. A particularly potent example illustrating the power of representation theory may be offered in the context of Hecke-type algebras [1].

In this paper we define a Hecke-type structure called the double affine Q -dependent braid group and investigate its properties. Among its quotient groups is the double affine Hecke algebra (DAHA) which is of particular interest as its polynomial representations [2] have close connections to Macdonald and Jack polynomials [3]. Furthermore, we have seen how some specific polynomials emerging from this algebra, when subject to special wheel conditions, yield interesting q -deformed Laughlin and Haldane-Rezayi wave functions [4, 5]. These are believed to be excellent candidates for describing

quantum Hall effect ground states; by adjusting the wheel condition parameters, one may fix the filling fraction of these wavefunctions. Other polynomials directly obtained from the DAHA can, in a similar fashion, be used to describe the ground states of $O(n)$ models [6].

We provide an intuitive pictorial representation of a DAHA in this paper. It is difficult to overestimate the power of graphical representations in illustrating abstract concepts in pure mathematics. Since the emergence of the intuitive pictorial representation of the braid group there has been a massive interest in its structure, greatly advancing the field. For example, when Kauffman introduced diagrams [7] to explain the Jones polynomial [8] in the context of Hecke algebras, the subject became more accessible and widely-known.

Before presenting our graphical representation which provides an interpretation of all DAHAs and their underlying parameters, we firstly establish the relation of DAHAs to other well known abstract algebraic structures. In particular we define and give readers a clear picture of the structure of a double affine Q -dependent braid group ($\mathcal{D}_N\{Q\}$). It is constructed by appending to the braid group a set of N operators $\{Q_i\} = \{Q_1, \dots, Q_N\}$, before extending it to an affine Q -dependent braid group.

Our interest in $\mathcal{D}_N\{Q\}$ stems from its pole position with respect to other algebraic structures whose primary element is a braid group. In fact, appending to the double affine braid group a set of operators $\{Q_i\}$ generalises the underlying braid group. It does so by turning braid group strands into ribbons and permitting 2π twists. The original braid group then corresponds to $\mathcal{B}_N\{Q\}/\langle Q_i \rangle$, where $\langle Q_i \rangle$ is freely generated by the operators Q_i . Thus the original braid group is in other words equivalent to $\mathcal{B}_N\{Q\}$ where $Q = 1$. Similarly the affine braid group corresponds to $\mathcal{A}_N\{Q\}/\langle Q_i \rangle$. Naturally the elliptic braid group [9, 10] is obtained from $\mathcal{D}_N\{Q\}$ by ignoring the twists or equivalently by contracting ribbons to strands, i.e. $\mathcal{D}_N\{Q\}/\langle Q_i \rangle$. In addition, taking the quotient $\mathcal{D}_N\{Q\}/\langle Q_i Q_{i+1}^{-1} \rangle$ is equivalent to considering twists on different ribbons as identical. Furthermore imposing the Hecke relation and setting $Q_i = q\mathbb{1}$, where $q \in \mathbb{C}$, we obtain the double affine Hecke algebra (of type A) [1, 11]. These relations are illustrated in Figure 1. Note that $\mathcal{B}_N\{Q\} = \mathcal{B}_N(Q_1, Q_2, \dots, Q_N)$ and $\mathcal{B}_N(Q) = \mathcal{B}_N\{Q\}/\langle Q_i Q_{i+1}^{-1} \rangle \simeq \mathcal{B}_N(Q, Q, \dots, Q)$.

Complementing the algebraic description of a double affine Q -dependent braid group, we provide a pictorial representation. The graphical calculus is based on ribbons within cubes, where opposite vertical faces of the cube are identified; a topologically equivalent presentation is given in terms of ribbons living inside a toroid. We clearly illustrate all of the defining relations of $\mathcal{D}_N\{Q\}$ in our new cube-ribbon representation. It provides a concrete visual description of its structure, in particular we obtain a very straightforward interpretation of the action of the generators Q_i who create 2π twists in the ribbons. In the quotient group $\mathcal{D}_N\{Q\}/\langle Q_i Q_{i+1}^{-1} \rangle$, where we obtain the double

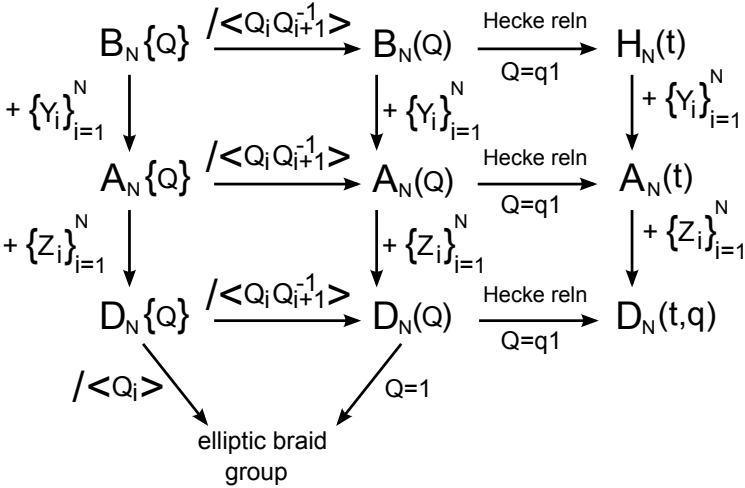


FIGURE 1. Commutative diagram describing the relations of $\mathcal{D}_N\{Q\}$ with other algebraic structures whose primary element is a braid group.

affine Hecke algebra, we show that q corresponds to the factor when replacing a ribbon with a twist by one with no twist at all. Hence our cube-ribbon representation describes double affine Hecke algebras for all values of q . In $\mathcal{D}_N\{Q\}/\langle Q_i \rangle$ the ribbons are reduced to strands and twists are no longer possible, therefore our pictorial representation gives a toroidal description of the elliptic braid group.

The layout of this paper is as follows: in Sections 1 through 3, we define the Q -dependent braid group and introduce the affine Q -dependent braid group. We give their defining relations – which depend on a set of operators $\{Q_i\}$ – and pictorially represent their generators.

In Section 4 we present the complete construction of the double affine Q -dependent braid group. We outline our method of graphically representing this group structure, which depends on the set of $\{Q_i\}$ and obtain the main result of this paper: that is we show that each generator Q_i creates a twist in the ribbon. We also show that when $\{Q\} = 1$ our cube-ribbon representation describes the elliptic braid group.

In Section 5 we indicate how to obtain the double affine Hecke algebra from $\mathcal{D}_N\{Q\}$. We highlight that our graphical calculus is valid for all DAHAs, with no restriction on the parameter q upon which this algebra depends. Finally we conclude with some discussion as to how this pictorial representation could settle some unresolved issues, specifically regarding matrix and tangle representations, and outline some related future work.

2. The Braid Group

Throughout this paper we follow the general approach of [4, 6], namely, we present all of the algebraic relations in terms of multiplication rules for the elements of the algebra. One could adopt a much more rigorous approach via group quotients, etc. as in [1, 12], but here we opt for this more “physics” approach.

2.1. The Q -Dependent Braid Group $\mathcal{B}_N\{Q\}$

We begin by reviewing the the braid group and its Q -dependent extension. These are essential to our construction of $\mathcal{D}_N\{Q\}$. Similarly its well-established pictorial representation serves as a starting point for our cube-ribbon representation.

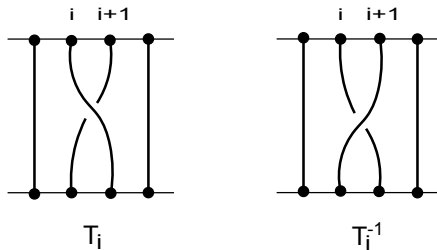
The N -strand braid group \mathcal{B}_N is as follows [13]: \mathcal{B}_N is the group generated by the $N - 1$ invertible elements $\{T_i | i = 1, \dots, N - 1\}$ satisfying the relations

$$T_i T_j = T_j T_i \text{ for } |i - j| \geq 2, \quad (2.1)$$

$$T_i T_{i+1} T_i = T_{i+1} T_i T_{i+1} \text{ otherwise.} \quad (2.2)$$

(The second of the above is referred to as the *braid relation*.)

It is indeed well known that this algebraic description can be incorporated into a pictorial one by defining T_i and its inverse T_i^{-1} to correspond to the exchange of the i^{th} and $(i + 1)^{\text{th}}$ strands as illustrated below:



Multiplication is then defined by stacking: AB is the braid obtained by stacking A on top of B and gluing the bottom ends of the strands in A to the top ends of those in B .

We now define the N -strand Q -dependent braid group, $\mathcal{B}_N\{Q\}$, as follows: $\mathcal{B}_N\{Q\}$ is the group generated by the invertible elements $\{T_i | i = 1, \dots, N - 1\}$ satisfying (2.1) and (2.2), in addition to a set of commuting elements $\{Q_i | i =$

$1, \dots, N\}$ satisfying the relations

$$Q_i Q_j = Q_j Q_i \text{ for all } i, j, \quad (2.3)$$

$$T_i Q_j = Q_j T_i \text{ for } j < i, j > i + 1, \quad (2.4)$$

$$T_i Q_i = Q_{i+1} T_i \text{ for } i = 1, \dots, N - 1, \quad (2.5)$$

$$T_i Q_{i+1} = Q_i T_i \text{ for } i = 1, \dots, N - 1. \quad (2.6)$$

These relations imply $T_i^2 Q_j = Q_j T_i^2$ for all i, j , that is the Q s commute with all even powers of the T s but not with odd powers.

The above relations may be familiar to many readers. They appear in the study of framed, or ribbon, braid groups, introduced in [14]. A more in-depth and mathematically rigorous treatment of framed braids or ribbon braids can be found in [15, 16], among others. We use this well-known structure as a starting point for establishing the proper context for our treatment of DAHAs.

As it stands, only the trivial braids – those whose strands go straight from top to bottom without crossing – can represent the Q s in a way consistent with (2.3)-(2.6). We shall see later how to introduce nontrivial graphical representations for the Q s.

3. Affine Braid Groups

3.1. The Affine Braid Group \mathcal{A}_N

The Q -dependent braid group $\mathcal{B}_N\{Q\}$ can be extended to an affine braid group \mathcal{A}_N by appending to it N invertible operators Y_i . These satisfy the relations

$$Y_i Y_j = Y_j Y_i \text{ for all } i, j, \quad (3.1)$$

$$T_i Y_j = Y_j T_i \text{ for } j \neq i, i + 1, \quad (3.2)$$

$$T_i Y_{i+1} T_i = Y_i \text{ for } i = 1, \dots, N - 1. \quad (3.3)$$

The last of these relations implies that we need only one of the Y_i (and all of the T_i) to generate the others. For example, (3.3) can be used to rewrite Y_i for $i = 2, \dots, N$ as

$$Y_i = T_{i-1}^{-1} T_{i-2}^{-1} \dots T_1^{-1} Y_1 T_1^{-1} \dots T_{i-2}^{-1} T_{i-1}^{-1}.$$

\mathcal{A}_N is thus fully generated by Y_1 and the T_i .

A more elementary presentation [1, 6] is to write all the Y_i in terms of T_i and an element σ defined as

$$\sigma := T_{N-1}^{-1} T_{N-2}^{-1} \dots T_1^{-1} Y_1. \quad (3.4)$$

All of the Y_i can now be written in terms of σ and the T_i using (3.3):

$$Y_i = \begin{cases} T_1 T_2 \dots T_{N-1} \sigma & i = 1, \\ T_i \dots T_{N-1} \sigma T_1^{-1} \dots T_{i-1}^{-1} & i = 2, \dots, N-1, \\ \sigma T_1^{-1} \dots T_{N-1}^{-1} & i = N. \end{cases}$$

The other defining relations for \mathcal{A}_N , (3.1) and (3.2), may be rewritten in terms of σ as

$$\begin{aligned} T_{i-1} \sigma &= \sigma T_i, & i = 2, \dots, N-1, \\ T_{N-1} \sigma^2 &= \sigma^2 T_1. \end{aligned}$$

Also of interest is that the above relations imply that $\sigma^N T_i = T_i \sigma^N$. This tells us that σ^N commutes with all the Y_i , and thus σ^N is central in \mathcal{A}_N . We could then label irreducible representations of \mathcal{A}_N with the eigenvalues of σ^N if necessary.

3.2. The Affine Q -Dependent Braid Group $\mathcal{A}_N\{Q\}$

In a similar fashion to $\mathcal{B}_N\{Q\}$, we extend \mathcal{A}_N to an affine Q -dependent braid group, $\mathcal{A}_N\{Q\}$, by defining how the set of elements $\{Q_i | i = 1, \dots, N\}$ interact with the affine generators Y_i .

Therefore in addition to all of the defining relations of \mathcal{A}_N , the generators of $\mathcal{A}_N\{Q\}$ must also satisfy

$$Y_i Q_j = Q_j Y_i \text{ for all } i, j. \quad (3.5)$$

Using the definition of σ , (3.4), one can rewrite (3.5), to obtain $\mathcal{A}_N\{Q\}$ purely in terms of T_i , σ and Q_i :

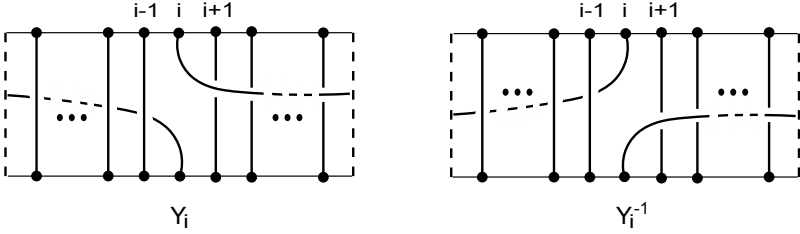
$$\begin{aligned} \sigma Q_i &= Q_{i-1} \sigma \text{ for } i = 2, \dots, N, \\ \sigma Q_1 &= Q_N \sigma. \end{aligned}$$

These relations also imply that $\sigma^N Q_i = Q_i \sigma^N$. Having fully described our definition of an affine Q -dependent braid group, $\mathcal{A}_N\{Q\}$, we now incorporate its algebraic structure into an intuitive graphical one.

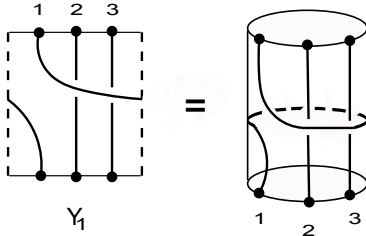
3.3. Pictorially Representing $\mathcal{A}_N\{Q\}$

We have already seen that in the pictorial representation of the braid group \mathcal{B}_N , the braiding of the strands takes place in the strip in a strict top-to-bottom direction. Now we turn the strip into a cylinder by identifying the left and right edges; to highlight this point, we represent these edges with dashed lines. This means that we can now braid in a left-to-right (or vice versa) fashion by wrapping strands around the cylinder. This application of cyclic boundary conditions is what gives us a pictorial representation for the affine Q -dependent braid group $\mathcal{A}_N\{Q\}$. (The braid group generators T_i still braid top-to-bottom as they did before we identified the sides.)

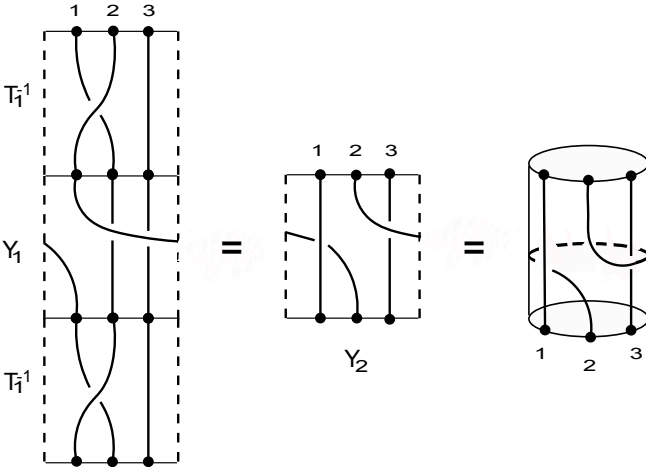
To illustrate this, we define the pictorial representations of the $\mathcal{A}_N\{Q\}$ generator Y_i and its inverse Y_i^{-1} as follows:



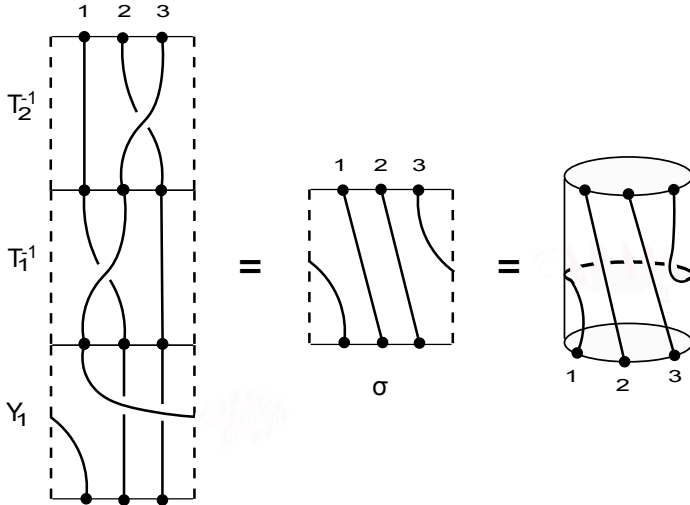
So we see that Y_i takes the strand starting at point i on the top edge and takes it to the same point on the bottom edge and leaves all other strands untouched, and does so such that it goes over all strands to the right ($i+1, \dots, N$) and under all strands to the left ($1, \dots, i-1$). For example, in the $N=3$ case, Y_1 is given by either of the two pictures below:



Multiplication is now defined by stacking cylinders on top of one another, and so given Y_1 and the T_i , we can construct all other Y_i via (3.3). Looking at the $N=3$ case again, we can now construct $Y_2 = T_1^{-1}Y_1T_1^{-1}$ and see that our pictorial representation is consistent:



Recall, from (3.4), that σ was defined in terms of Y_1 : $\sigma = T_{N-1}^{-1}T_{N-2}^{-1}\dots T_1^{-1}Y_1$. Therefore, for $N=3$, we have $\sigma = T_2^{-1}T_1^{-1}Y_1$, which looks like



σ has the same general form for all N , namely, it acts as a kind of raising operator on the indices by taking point i on the top to point $i + 1$ on the bottom (with the cylindrical topology identifying point $N + 1$ with 1). Therefore, we take this to be the pictorial definition of σ , and so together with the cylinders representing the T_i , all of the defining relations of the $\mathcal{A}_N\{Q\}$ follow suit.

At this point we have a complete pictorial representation for the Y s. However, the Q s are still only representable by trivial braids. Despite this we can extend $\mathcal{A}_N\{Q\}$ to a double affine Q -dependent braid group by incorporating a whole new set of generators and their graphical representations, as we will now show.

4. Double Affine Braid Groups

4.1. The Double Affine Q -Dependent Braid Group $\mathcal{D}_N\{Q\}$

We can extend $\mathcal{A}_N\{Q\}$ to a double affine Q -dependent braid group $\mathcal{D}_N\{Q\}$ [1, 11] by introducing a further N invertible generators Z_i satisfying the relations

$$Z_i Z_j = Z_j Z_i \text{ for all } i, j, \quad (4.1)$$

$$T_i Z_j = Z_j T_i \text{ for } j \neq i, i + 1, \quad (4.2)$$

$$T_i Z_{i+1} T_i = Z_i \text{ for } i = 1, \dots, N - 1, \quad (4.3)$$

together with the set of elements $\{Q_i | i = 1, \dots, N\}$ which commute with all the Z_i and appear explicitly in relations intertwining the Y_i and the Z_i [1]:

$$Z_i Q_j = Q_j Z_i \text{ for all } i, j, \quad (4.4)$$

$$Y_1 Z_2 Y_1^{-1} Z_2^{-1} = T_1^2, \quad (4.5)$$

$$Y_i \left(\prod_{j=1}^N Z_j \right) = Q_i \left(\prod_{j=1}^N Z_j \right) Y_i, \quad (4.6)$$

$$Z_i \left(\prod_{j=1}^N Y_j \right) = Q_i^{-1} \left(\prod_{j=1}^N Y_j \right) Z_i. \quad (4.7)$$

We can choose to eliminate the Y_i in favour of the cyclic operator σ , and then (4.5) and (4.6) can be rewritten as

$$\begin{aligned} Z_{i-1} \sigma &= \sigma Z_i, & i = 2, \dots, N, \\ Z_N \sigma &= Q_N^{-1} \sigma Z_1. \end{aligned}$$

Using the above relations, one can quickly see that

$$Z_i \sigma^N = Q_i^{-1} \sigma^N Z_i, \quad (4.8)$$

and this, in addition to the identity $\prod_{j=1}^N Y_j = \sigma^N$ [1] (a proof of which we include in Appendix A for the interested reader) gives us (4.7). Therefore it is not independent of the other relations.

To summarise, we define a $\mathcal{D}_N\{Q\}$ to be the group generated by T_i, Y_i, Z_i and Q_i which satisfy equations (2.1)-(2.6), (3.1)-(3.3) alongside (3.5) and (4.1)-(4.6). We shall see shortly that the appearance of the operators Q_i in the last of these defining relations will strongly influence our choice of pictorial representation for $\mathcal{D}_N\{Q\}$.

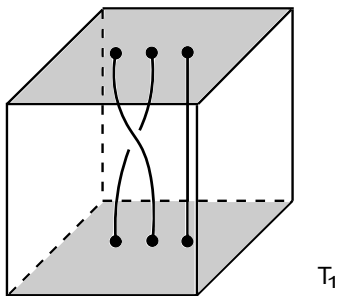
4.2. Graphical Representation of $\mathcal{D}_N\{Q\}$

Recall that we extended the standard pictorial representation of the braid group to that of an $\mathcal{A}_N\{Q\}$ by identifying the two vertical edges and defining the action of the Y_i generators on the strands as wrapping around the resulting cylinder. We would now like to extend this $\mathcal{A}_N\{Q\}$ representation to one for a $\mathcal{D}_N\{Q\}$ by somehow incorporating the new generators Z_i into the picture.

Our method for doing so is motivated by the $\mathcal{A}_N\{Q\}$ construction: the braid group generators do not wind strands at all; they simply connect points on the top edge to ones on the bottom. The Y_i generators, however, do wind the strands “perpendicular” to the T_i , namely, left-to-right (or vice versa) instead of top-to-bottom.

The new Z_i generators have exactly the same relations between themselves and the T s as the Y s do, so this suggests that we need a *third* direction. This suggests that instead of a strip whose two vertical sides are identified, we now use a *cube* whose opposite vertical faces are identified. So the left and right faces of the cube are identified with the Y_i operators taking strands through them, while the front and back faces are identified with the Z_i generators taking strands through them.

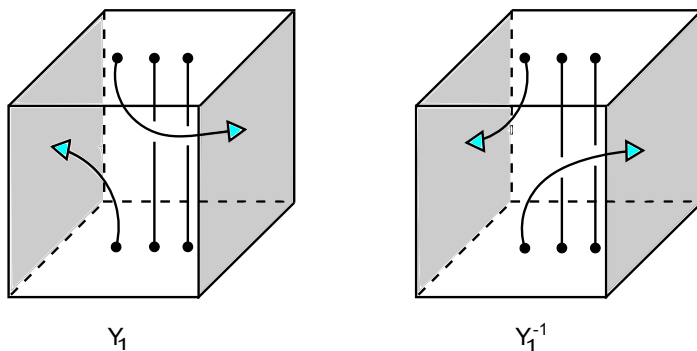
To see this, first consider drawing each braid group generator T_i in a cube. The braiding now takes place within the cube from top to bottom:



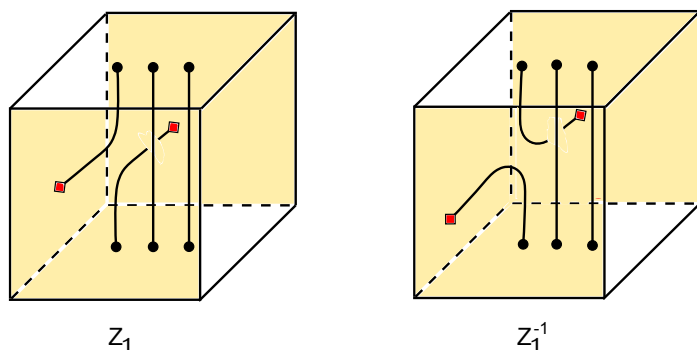
Multiplication is defined in the usual way, by stacking one cube onto another.

This representation is essentially the same as that for the elliptic braid group on a torus [9, 10], which is generated by T_i , Y_i and Z_i but requires all the Q_i to be unity. In Section 4.3, we show that the Q_i are indeed $\mathbb{1}$ for our representation, as expected. This is not a surprising result though as the elliptic braid group is simply $\mathcal{D}_N\{Q\}/\langle Q_i \rangle$. However, using three-dimensional cubes rather than a two-dimensional torus will allow us to generalise to values of Q_i other than unity, as we illustrate in Section 4.3.2.

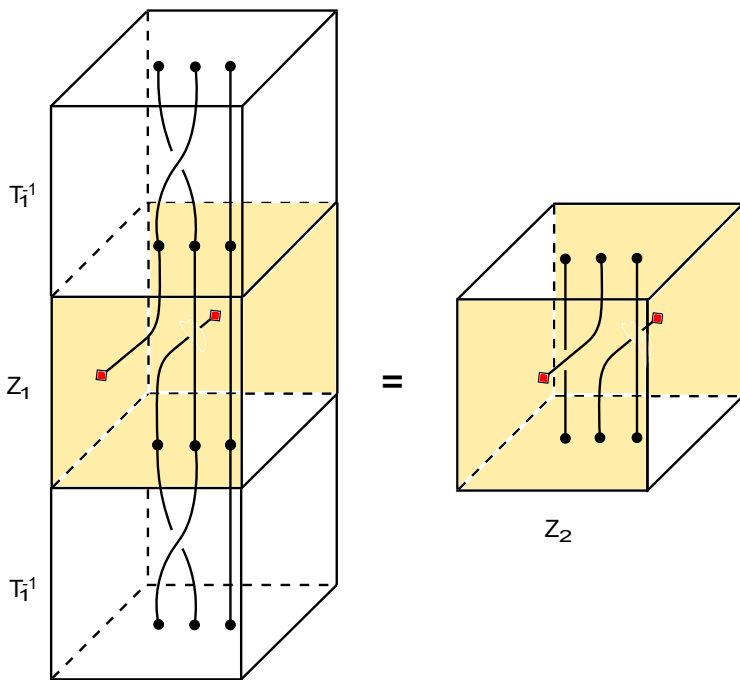
Recall that the affine Q -dependent braid group generators Y_i identified the left and right sides with each other to give braiding on a cylinder. In the cube representation, we identify the left and right faces of the cube with each other. In the figure below, the turquoise arrows traverse the coloured blue planes and wrap the strand around the cube from one to the other.



The additional $\mathcal{D}_N\{Q\}$ generators Z_i identify the front face of the cube with its back face. In the figure below, we use red tips to indicate that the strand passes out through the coloured front face of the cube, then wraps around until it meets the strand that passes out the back face. More specifically, for the $N = 3$ case we define Z_1 (and its inverse) as



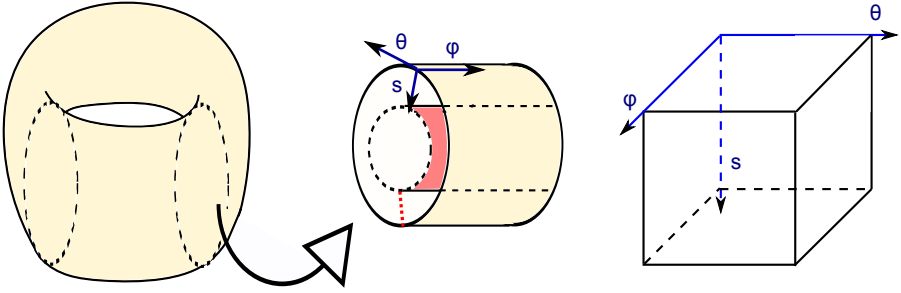
Having defined Z_1 , we can now obtain all of the other Z_i for $i = 2, \dots, N$ using $T_i Z_{i+1} T_i = Z_i$. So, for example, $Z_2 = T_1^{-1} Z_1 T_1^{-1}$:



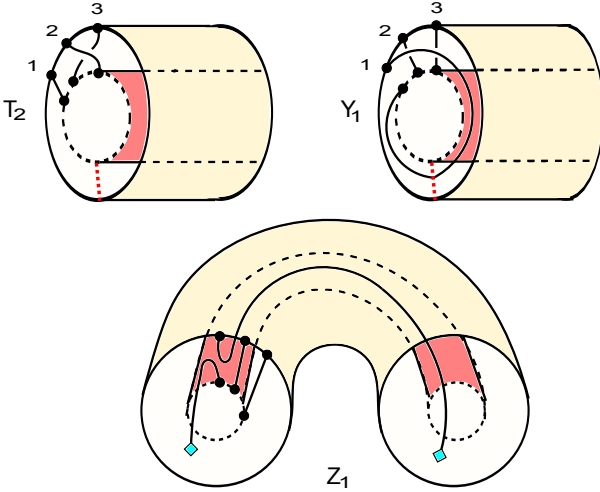
One may proceed in this manner to construct Z_i for any i , and we see that its action is to take the i^{th} point on the top face, bring it out the front face of the cube, wrap around to come in the back face, and connect to the i^{th} point on the bottom, with all other strands simply going straight from top to bottom.

At this point, we note that our cube is topologically equivalent to a hollowed-out toroid: identification of the opposing sides of any horizontal slice of the cube gives a 2-torus, and the region between the top and bottom faces – a time interval I if we view our strands as worldlines – gives the thickness. Thus, each of our generators is represented as N strands within the toroid $S^1 \times S^1 \times I$.

To illustrate this further, define two angles, θ and φ . We let θ be the direction in which the Y_i generators wrap around the toroid and φ is the direction the Z_i wrap around the toroid. So, in effect, the $\mathcal{A}_N\{Q\}$ generators Y_i encircle the torus within the toroid whereas the additional $\mathcal{D}_N\{Q\}$ generators Z_i encircle the empty space bounded by the toroid, as illustrated below:



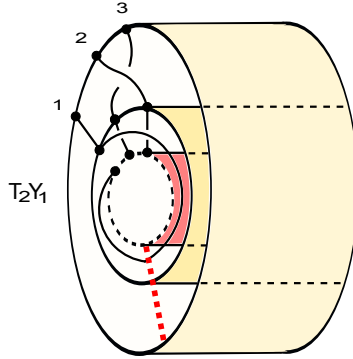
where $s \in I$ is the time parameter. In this toroidal representation, one can now clearly see the distinct directions in which the different generators wrap.



Multiplication is defined by stuffing toroids inside each other: this is done such that the points on the inner boundary of the first (in order of multiplication) generator correspond to the points on the outer boundary of the second generator. In Figure 2 we illustrate the product T_2Y_1 : we stuff Y_1 into T_2 such that the numbered points on the outer boundary of Y_1 correspond to the points on the inner boundary of T_2 .

4.3. Graphical Representation of the action of Q_i

4.3.1. The case $Q_i = 1$. We must confirm that our cubic/toroidal representation works for all the $\mathcal{D}_N\{Q\}$ axioms. We start by verifying (4.5), i.e. $Y_1Z_2Y_1^{-1}Z_2^{-1} = T_1^2$. From Figure 3, we see that this is satisfied by our cube representation.

FIGURE 2. Toroidal representation of the product $T_2 Y_1$.

(4.6) and (4.7) must also hold in our representation, of course. These are the relations that depend explicitly on the elements Q_i . In fact, they give us various ways of writing the Q_i ; for example, in the $N = 3$ case, we find $Q_3 = \sigma Z_1 \sigma^{-1} Z_3^{-1}$. We have pictorial representations for all the generators on the right-hand side of this relation, so we may explicitly find the pictorial representation of Q_3 . From Figure 4, we see that Q_3 acts only on the third strand while leaving the other two untouched. For clarity, we have indicated the twisting using arrows; one must start from the top of the third strand and follow the arrows around all faces of the cube.

This is the pictorial representation of Q_3 . By pulling the strands tight, we find that this is precisely the operator which leaves the strands entirely alone: the identity $\mathbb{1}$, namely, the trivial braid. This result is not unique to Q_3 ; we find that the graphical representation for each of the Q s is simply the identity.

Although this cube representation is successful in describing the T_i , Y_i and Z_i generators of $\mathcal{D}_N\{Q\}$, it still only allows the Q_i to be represented by trivial braids, and so is really only valid when $Q_i = \mathbb{1}$. Therefore, this is simply a representation of $\mathcal{D}_N\{Q\}/\langle Q_i \rangle$, i.e. the elliptic braid group [9, 10] (see Figure 1). However, if we wish to allow for values of Q_i other than unity, we need to modify our cube representation in some way, which we now describe.

4.3.2. The General Case $Q_i \neq \mathbb{1}$: Introducing Ribbons. To obtain a non-trivial pictorial representation which accommodates $Q_i \neq \mathbb{1}$, we modify our cube representation by replacing the strands by ribbons. This modification is not unmotivated: in order to extend the $\mathcal{A}_N\{Q\}$ representation to one for a $\mathcal{D}_N\{Q\}$, we increased the dimension of our space from two to three, and so it is reasonable to increase the dimension of our strands.

Doing so is precisely what we need in order for our representation to work for all $\mathcal{D}_N\{Q\}$ s, not just those where the $Q_i = \mathbb{1}$. We therefore no longer braid

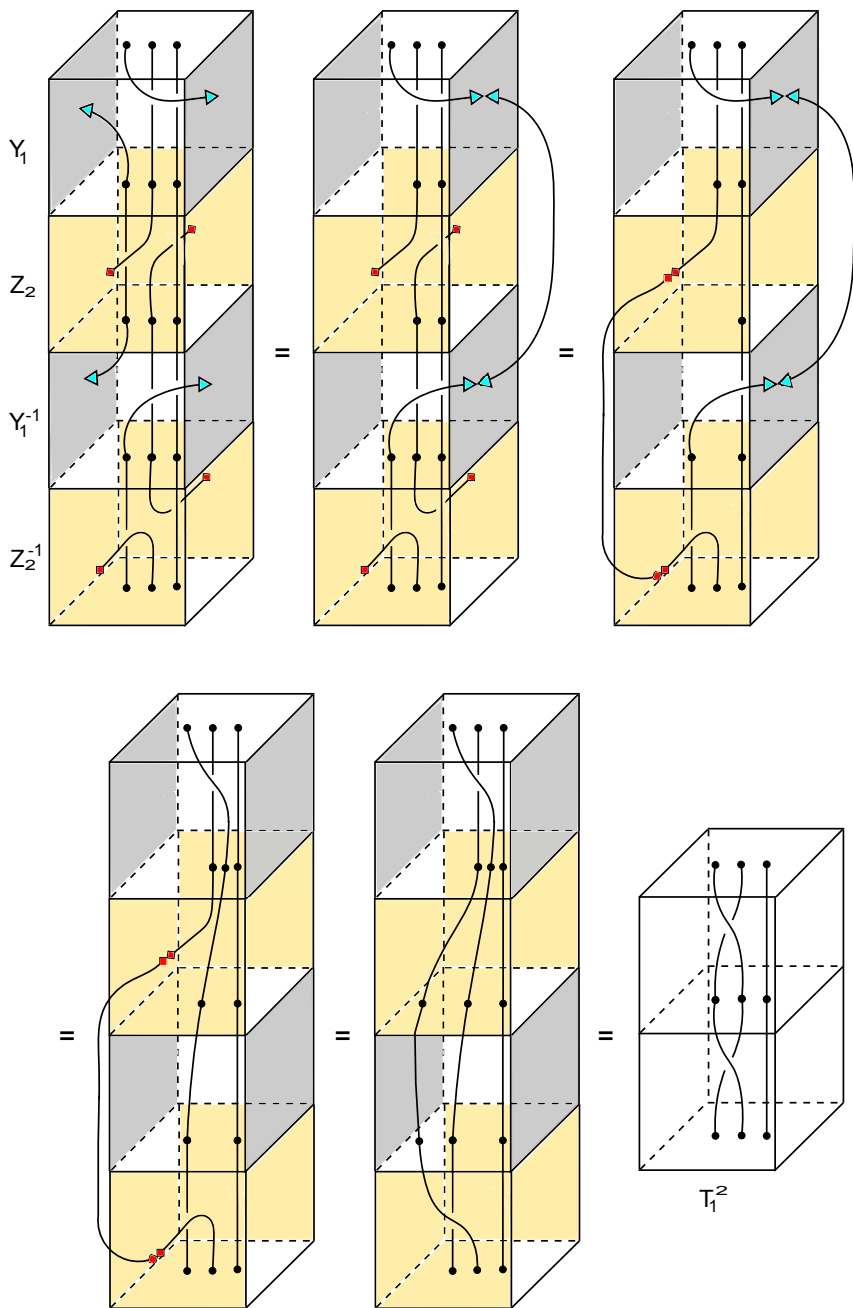


FIGURE 3. Step-by-step verification of the relation $Y_1 Z_2 Y_1^{-1} Z_2^{-1} = T_1^2$ in the cube representation.

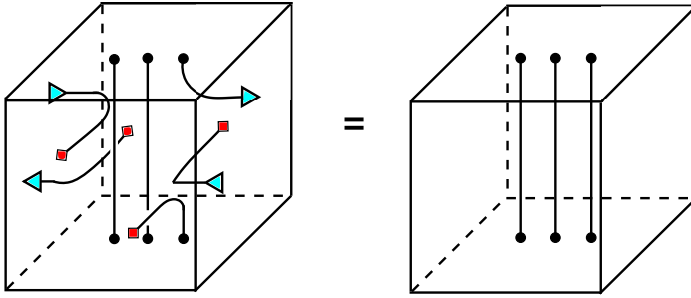


FIGURE 4. Pictorial representation of $Q_3 = \sigma Z_1 \sigma^{-1} Z_3^{-1}$. Pulling all strands tight yields the identity.

one-dimensional strands, but do so instead with two-dimensional *ribbons*. This extra degree of freedom will enable us to completely describe a double affine Q -dependent braid group for any Q_i .

However, before we revisit the elements Q_i , we must verify that all of the previous $\mathcal{D}_N\{Q\}$ axioms still hold when using ribbons within our cube representation. It is straightforward to show that they do; to illustrate this point, we explicitly show (4.5), as this relation contains all three types of generators, the T_i , Y_i and Z_i . (For clarity, we have coloured the front and back of each ribbon respectively by black and green.) This example, illustrated in Figure 5, also allows us to clearly lay out the braiding conventions that we use.

When the ribbon wraps in a left/right direction – representing a Y_i operator – we use turquoise for the tips that are identified with each other. It is vital to stress that these link the left and right faces of the cube in a very particular fashion: the ribbon must pass through a left or right face of the cube oriented *vertically*. This condition ensures that the ribbon doesn't twist while wrapping around the cube.

In a similar fashion, the ribbons representing the Z_i generators are coloured so that when a red tip is visible, this implies that the ribbon passes through either the back or front face of the cube. We require that whenever such a ribbon intersects the front or back face of the cube, it does so oriented *horizontally*.

These conventions give Figure 5 for $Y_1 Z_2 Y_1^{-1} Z_2^{-1} = T_1^2$, and pulling the ribbons tight we can clearly see that the relation holds. All of the other relations are satisfied in a similar manner.

One of the major advantages of our cube-ribbon representation is that specific crossing rules are not required when one ribbon crosses another. This is due to the fact that, following the conventions outlined above, the ribbons can braid in three distinct orthogonal directions and hence no such rules are

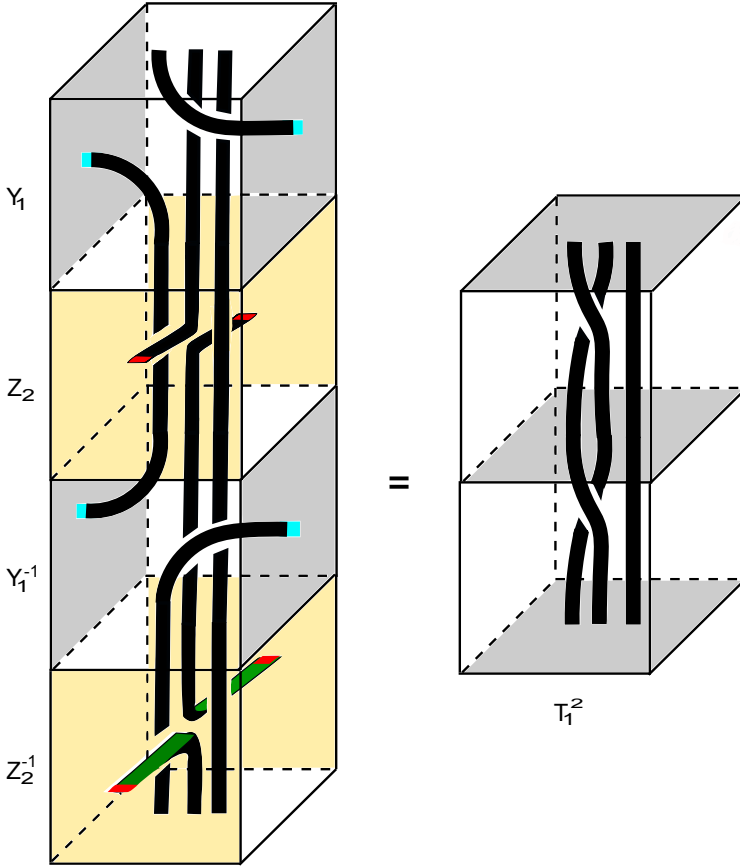


FIGURE 5. The relation $Y_1 Z_2 Y_1^{-1} Z_2^{-1} = T_1^2$ using ribbons instead of strands. Note the colour conventions.

necessary. In contrast, for framed braids in an infinitely long strip as in [14] more complicated crossing conditions are needed.

We now revisit the relation $Q_3 = \sigma Z_1 \sigma^{-1} Z_3^{-1}$ which, when represented by 1-dimensional strands, was equivalent to the identity element. Now using ribbons instead of strands, we construct the pictorial representation of Q_3 . (For clarity, we show only the third ribbon, as this is the only one which behaves nontrivially.) Keeping with the colour convention defined earlier, we obtain Q_3 , and, by pulling the ribbons tight, yields the key result we require: a twist in the ribbon is created! This important result is illustrated in Figure 6 below.

As this is the most important feature of our ribbon representation, let us explain in detail how this comes about: in constructing $\sigma Z_1 \sigma^{-1} Z_3^{-1}$, both the

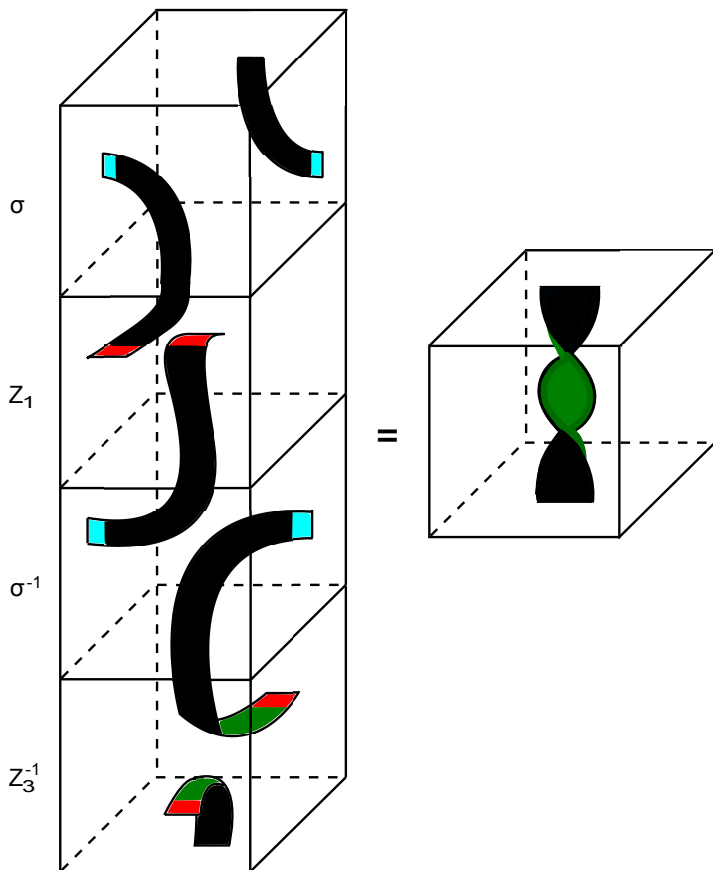


FIGURE 6. Q_3 , the creation of a twist in the third ribbon. The full anticlockwise twist makes clearly visible both front and back faces of the ribbon, coloured black and green respectively. Note that we illustrate only the third ribbon.

black and green faces of the ribbon are clearly visible. Upon closer inspection, we see that the ribbon undergoes a *full anticlockwise twist* in going from the top face to the bottom one. First, the front black face of the ribbon is visible. Then, having undergone half an anticlockwise twist, the back green face becomes visible until finally the full anticlockwise twist leaves the black face facing forwards.

This significant result can be generalised. We have just shown that in our cube-ribbon representation Q_3 creates a twist in the third ribbon. It is easily shown, following the construction of Q_3 , that in our particular representation the action of Q_i is to create a single full anticlockwise twist in the i^{th} ribbon.

As the creation of a full anticlockwise twist in the ribbon may be somewhat difficult to visualise we have included a more rigorous argument to convince the reader in Appendix B.

Other expressions could be used to determine Q_i ; for example, (4.6) gives

$$Q_i = Y_i \left(\prod_{j=1}^N Z_j \right) Y_i^{-1} \left(\prod_{j=1}^N Z_j^{-1} \right).$$

Or we could use (4.8): $Q_i = \sigma^N Z_i \sigma^{-N} Z_i^{-1}$. For these and any other representation for Q_i , the result is the same, namely, Q_i creates a single full anticlockwise twist in the i^{th} ribbon.

We can also verify that an expression like $Z_3 \sigma Z_1^{-1} \sigma^{-1}$, which the $\mathcal{D}_N\{Q\}$ axioms require to be Q_3^{-1} for $N = 3$, is indeed a full *clockwise* twist in the third ribbon, again totally consistent with our interpretation of Q_i .

The interpretation of Q_i is now clear: it is the generator that creates a full anticlockwise twist in the i^{th} ribbon. Similarly Q_i^{-1} creates a full clockwise twist in the i^{th} ribbon. As these are no longer trivial actions on the ribbons, we have a pictorial representation for $Q_i \neq \mathbb{1}$, and a full description for $\mathcal{D}_N\{Q\}$.

5. Double Affine Hecke Algebras

In the previous section we highlighted the fact that the elliptic braid group is given by $\mathcal{D}_N\{Q\}/\langle Q_i \rangle$. Similarly readers familiar with double affine Hecke algebras [1, 11] may recognise that our definition of a $\mathcal{D}_N\{Q\}$ closely resembles that of a double affine Hecke algebra (DAHA) without the Hecke relation. We will in fact show precisely how to obtain a DAHA given our construction of a double affine Q -dependent braid group $\mathcal{D}_N\{Q\}$.

5.1. The Double Affine Hecke Algebra within $\mathcal{D}_N\{Q\}$

Consider the subgroup \mathcal{C} of the Q -dependent braid group $\mathcal{B}_N\{Q\}$ defined as

$$\mathcal{C} = \langle Q_i Q_{i+1}^{-1}, i = 1, \dots, N-1 \rangle.$$

It can easily be shown that \mathcal{C} is a normal subgroup of $\mathcal{B}_N\{Q\}$, and so we can construct the quotient $\mathcal{G} = \mathcal{B}_N\{Q\}/\langle \mathcal{C} \rangle$, which is precisely the group we require to define a DAHA. Within \mathcal{G} , the Q_i are indistinguishable from one another; therefore, we refer to each of their cosets $[Q_i]$ as Q . Most importantly, using (2.3)-(2.6), we see that Q now commutes with not only the squares of the braid group generators T_i^2 , but also with the T_i themselves. We are now in a position to extend the quotient group \mathcal{G} to a Hecke algebra.

5.2. The Hecke Algebra $\mathcal{H}_N(t)$

Before defining a DAHA, we must extend our quotient group \mathcal{G} to an algebra in which the T_i generators satisfy a particular relation; this defines the Hecke algebra.

Associate with \mathcal{G} the Hecke algebra $\mathcal{H}_N(t)$. This is the group algebra of \mathcal{G} over a field k parametrised by $t \in k$ such that each generator T_i satisfies the *Hecke relation*

$$(T_i - t^{1/2}\mathbb{1})(T_i + t^{-1/2}\mathbb{1}) = 0. \quad (5.1)$$

It is worth noting that even though T_i^{-1} was assumed to exist in \mathcal{G} , this relation gives its form explicitly:

$$T_i^{-1} = T_i - (t^{1/2} - t^{-1/2})\mathbb{1}.$$

5.3. The Double Affine Hecke Algebra $\mathcal{D}_N(t, q)$

To complete the DAHA construction we must firstly extend the Hecke algebra $\mathcal{H}_N(t)$ to an Affine Hecke Algebra $\mathcal{A}_N(t)$. This is achieved with the introduction of N invertible operators Y_i which satisfy (3.1)-(3.3).

Recall that the \mathcal{A}_N was fully generated by Y_1 and the T_i . It is perhaps worth pointing out that the affine Hecke algebra is also fully generated by Y_1 and the T_i , and we can reorder them as necessary. This was not true for the $\mathcal{A}_N\{Q\}$ as we need the full Hecke algebraic structure in order to consistently order the operators. For example, T_1 and Y_3 can be reordered as we like, but this is true for T_1 and Y_2 only if we invoke the Hecke relation:

$$\begin{aligned} T_1 Y_2 &= Y_2 T_1^{-1} \\ &= Y_2 \left[T_1 - (t^{1/2} - t^{-1/2})\mathbb{1} \right] \\ &= Y_2 T_1 - (t^{1/2} - t^{-1/2})Y_2. \end{aligned}$$

Following [1, 4] we take a DAHA $\mathcal{D}_N(t, q)$ of type A to be the algebra generated by T_i , Y_i and Z_i which satisfy equations (2.1)-(2.2), the Hecke relation (5.1) along with (3.1)-(3.3) and (4.1)-(4.3).

In addition to these the Y_i and Z_i obey the intertwining relations [1]

$$Y_1 Z_2 Y_1^{-1} Z_2^{-1} = T_1^2, \quad (5.2)$$

$$Y_i \left(\prod_{j=1}^N Z_j \right) = q \left(\prod_{j=1}^N Z_j \right) Y_i, \quad (5.3)$$

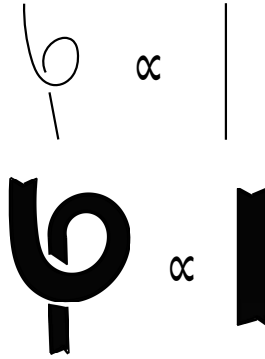
$$Z_i \left(\prod_{j=1}^N Y_j \right) = q^{-1} \left(\prod_{j=1}^N Y_j \right) Z_i, \quad (5.4)$$

where $q \in k$.

(As in the $\mathcal{D}_N\{Q\}$ (5.4) is not independent of the other relations, although it is often included in the literature as part of the definition of a DAHA.)

One must note that unlike our definition of the $\mathcal{D}_N\{Q\}$ where we have a set of elements Q_i , in the DAHA q is simply a parameter. So a DAHA $\mathcal{D}_N(t, q)$ depends on the two variables t, q . This is entirely consistent with our construction of a DAHA from $\mathcal{D}_N\{Q\}$ via the quotient group \mathcal{G} if we set $Q = q\mathbb{1}$. We therefore have a representation of a DAHA in $\mathcal{B}_N\{Q\}/\langle \mathcal{C} \rangle$ when we impose $Q = q\mathbb{1}$.

In terms of the cube representation we can replace a ribbon with a full anticlockwise twist by one with no twist at all, only if we multiply the resulting cube by a factor of q . One may see this explicitly in Figure 6. As a result, one may view this twist as the first Reidemeister move on a ribbon:



Therefore the interpretation of q is clear: it is the multiplicative factor in front of a DAHA element whenever we replace a ribbon with a full anticlockwise twist by one with no twist at all. Furthermore since q does not describe the actual position of the twist in the ribbon, one can have a factor of q^n in front of a DAHA element corresponding to n anticlockwise twists occurring *anywhere* in the cube. As there is no restriction on what value q can take, we are not limited to the case $q=1$ and have a pictorial representation that fully describes any DAHA.

6. Summary and Discussion

In this paper we have defined and presented a graphical representation of the double affine Q -dependent braid group. Following the method of extending the pictorial representation of the Q -dependent braid group to one for an $\mathcal{A}_N\{Q\}$, we found that all of the relations not explicitly involving the operators Q_i could be satisfied by a $\mathcal{D}_N\{Q\}$ depicted using 1-dimensional strands embedded in a cube whose opposing vertical sides were identified, i.e. a hollowed-out toroid.

This representation was consistent only for a $\mathcal{D}_N\{Q\}$ where all the $Q_i = \mathbb{1}$; that is, the elliptic braid group. However, by replacing the strands with ribbons, our cube representation allowed us to capture all aspects of a $\mathcal{D}_N\{Q\}$ and gave us a nice interpretation of the action of any Q_i as a single full anticlockwise twist in the i^{th} ribbons. We thus obtain an intuitive pictorial representation which clearly incorporates all of the structure of the more abstract $\mathcal{D}_N\{Q\}$.

We showed that our new graphical representation is also valid for all DAHAs. Our definition of a $\mathcal{D}_N\{Q\}$ reduced to one of a double affine Hecke algebra simply by attaching the Hecke algebra to one of its quotient groups. The DAHA depends on two parameters t and q . We found that graphically, the parameter q corresponds to a full anticlockwise twist in the ribbon.

By construction, our representation should be closely related to tangles and knot theory. Using elementary tangles via Reidemeister moves to describe this algebra appears quite possible; in fact, the replacement of a full twist by a factor of q is very much a Reidemeister-like move. This would indicate a relation between our cube-ribbon representation and elementary tangle representations of affine Hecke algebras; we hope to look further into this suspected relationship.

Similarly, transforming this cube-ribbon representation to an equivalent matrix representation is an interesting challenge. We hope to use our new pictorial representation to bring this closer to reality.

Acknowledgments

This work has been funded under the Irish Research Council Embark Initiative Postgraduate scheme. We would also like to acknowledge funding from Science Foundation Ireland under the Principal Investigator Award 10/IN.1/I3013.

Appendix A

In this Appendix, we show that $\prod_{j=1}^N Y_j = \sigma^N$. Although this identity is already well-known [1], we present a proof for the interested reader.

Define the operator P_k by

$$P_k : = \sigma^k (T_1 \dots T_k)^{-1} (T_2 \dots T_{k+1})^{-1} \dots (T_{N-k} \dots T_{N-1})^{-1}. \quad (\text{A.1})$$

We want to show by induction that this is equal to $P_k = \prod_{j=N-k+1}^N Y_j$.

1. For $k = 1$:

$$\begin{aligned} P_1 &:= \sigma^1 (T_1)^{-1} (T_2)^{-1} \dots (T_{N-1})^{-1} \\ &= \sigma T_1^{-1} T_2^{-1} \dots T_{N-1}^{-1} \\ &= Y_N, \end{aligned}$$

so P_1 is indeed equal to $\prod_{j=N-1+1}^N Y_j = Y_N$, and the assertion is true for $k = 1$.

2. Now assume that our assertion is true for some k , namely,

$$P_k = \sigma^k (T_1 \dots T_k)^{-1} (T_2 \dots T_{k+1})^{-1} \dots (T_{N-k} \dots T_{N-1})^{-1} = \prod_{j=N-k+1}^N Y_j.$$

If this holds, then $P_k Y_{N-k}$ is $\prod_{j=N-k}^N Y_j$ because all the Y_i commute.

Using $Y_{N-k} = T_{N-k} \dots T_{N-1} \sigma T_1^{-1} \dots T_{N-k-1}^{-1}$, we can rewrite this same expression as

$$\begin{aligned} P_k Y_{N-k} &= \left[\sigma^k (T_1 \dots T_k)^{-1} (T_2 \dots T_{k+1})^{-1} \dots (T_{N-k} \dots T_{N-1})^{-1} \right] \\ &\quad \times \left[T_{N-k} \dots T_{N-1} \sigma T_1^{-1} \dots T_{N-k-1}^{-1} \right] \\ &= \left[\sigma^k (T_1 \dots T_k)^{-1} (T_2 \dots T_{k+1})^{-1} \dots (T_{N-k-1} \dots T_{N-2})^{-1} \right] \\ &\quad \times \left[\sigma T_1^{-1} \dots T_{N-k-1}^{-1} \right]. \end{aligned}$$

Using $T_i^{-1} \sigma = \sigma T_{i+1}^{-1}$, all σ s can be moved to the left:

$$\begin{aligned} P_k Y_{N-k} &= \left[\sigma^{k+1} (T_2 \dots T_{k+1})^{-1} (T_3 \dots T_{k+2})^{-1} \right] \dots \\ &\quad \dots \left[(T_{N-k} \dots T_{N-1})^{-1} T_1^{-1} \dots T_{N-k-1}^{-1} \right]. \end{aligned}$$

T_i commutes with all other T s except T_{i+1} and T_{i-1} , so we may pull the rightmost operators T_1^{-1} to T_{N-k-1}^{-1} as far as possible to the left:

$$\begin{aligned} P_k Y_{N-k} &= \sigma^{k+1} \left[(T_2 \dots T_{k+1})^{-1} T_1^{-1} \right] \left[(T_3 \dots T_{k+2})^{-1} T_2^{-1} \right] \dots \\ &\quad \dots \left[(T_{N-k} \dots T_{N-1})^{-1} T_{N-k-1}^{-1} \right] \\ &= \sigma^{k+1} (T_1 \dots T_{k+1})^{-1} (T_2 \dots T_{k+2})^{-1} \dots (T_{N-k-1} \dots T_{N-1})^{-1}. \end{aligned}$$

But (A.1) tells us that this is precisely the definition of P_{k+1} . Thus,

$P_k Y_{N-k} = P_{k+1}$, so $P_{k+1} = \prod_{j=N-k}^N Y_j$ and our assertion holds for

$k + 1$ if it holds for k .

This therefore verifies that

$$\sigma^k (T_1 \dots T_k)^{-1} (T_2 \dots T_{k+1})^{-1} \dots (T_{N-k} \dots T_{N-1})^{-1} = \prod_{j=N-k+1}^N Y_j$$

for all $k = 1, 2, \dots, N - 1$. For $k = N - 1$, this gives

$$\sigma^{N-1} (T_1 \dots T_{N-1})^{-1} = \prod_{j=2}^N Y_j.$$

But $\sigma^{-1}(T_1 \dots T_{N-1})^{-1} = Y_1^{-1}$, so we find that

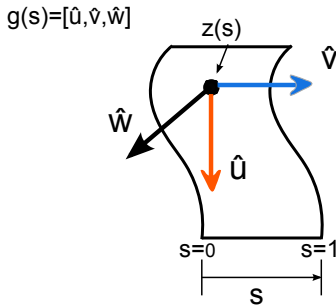
$$\prod_{j=1}^N Y_j = \sigma^N. \quad \blacksquare$$

Appendix B

Here we show that the twist in the ribbon generated by Q_3 is precisely 2π . We demonstrate this specifically for the case of $Q_3 = \sigma Z_1 \sigma^{-1} Z_3^{-1}$ as in Figure (6) where, from top to bottom, a full anticlockwise twist in the third ribbon is obtained. For clarity we illustrate only the third ribbon as it is the only one that behaves non-trivially.

Firstly let $z(s)$, ($0 \leq s \leq 1$) denote the position of a point on the ribbon. Then \hat{v} is the unit vector indicating the ribbon orientation and always lies on the surface of the ribbon. The direction of motion is given by the unit vector \hat{u} , where at all times $\hat{u} \cdot \hat{v} = 0$. The vector $\hat{w} = \hat{u} \times \hat{v}$ defines the normal to the ribbon.

So there is an orthogonal frame $g(s) = [\hat{u}, \hat{v}, \hat{w}]$ attached to each point on the ribbon as indicated in the diagram below.



We now follow a point as it travels down the ribbon. Attached to this point is the orthogonal frame $g(s)$. We impose that the ribbon cannot twist around the direction of motion, that is; $\omega \cdot \hat{u} = 0$ where ω is the angular velocity of the frame $g(s)$. We measure the degree of rotation of $g(s)$, between the top and bottom of the ribbon, relative to a fixed frame. This yields the size of the twist in the ribbon.

The Figure 7 (a) below shows the frame $g(s)$ at various points along the ribbon, from the top of the ribbon labelled point (A), to the bottom of the ribbon; point (B). Between these points we show that the moving frame $g(s)$ undergoes a full 2π rotation relative to the inertial reference frame $(\hat{x}, \hat{y}, \hat{z})$.

Notice that between points (A) and (0), the ribbon itself does not undergo any rotation. Therefore without losing any information we can measure the twist starting from point (0), which we now call time $t = 0$, as in Figure 7 (b).

Furthermore in Figure 7 (b), the bottom of the ribbon is redrawn in such a way that the extra turns do not contribute to the overall twist. Then following $g(s)$ from $t = 0$ to $t = 1$, one can immediately see that \hat{u} rotates *only* in the $\hat{y} - \hat{z}$ plane. In fact it does exactly a 2π clockwise rotation. So at any time t , \hat{u} can be written as follows:

$$\hat{u}(t) = \cos(2\pi t)\hat{y} + \sin(2\pi t)\hat{z}.$$

One can easily check this holds. For example at time $t = 1/2$, $\hat{u}(1/2) = -\hat{y}$. This is verified upon inspection of point (2) in the diagram.

Further inspection reveals that as \hat{u} rotates in the $\hat{y} - \hat{z}$ plane, the vectors \hat{v} and \hat{w} rotate in a clockwise fashion around \hat{u} .

We introduce a frame $[\hat{e}_1, \hat{e}_2, \hat{e}_3]$, where $\hat{e}_1 = \hat{u}$ and \hat{e}_2, \hat{e}_3 are functions of \hat{v} and \hat{w} , to measure the rotation of \hat{v} and \hat{w} around \hat{u} . Impose that at $t = 0$, $\hat{e}_1 = \hat{u}, \hat{e}_2 = \hat{v}$ and $\hat{e}_3 = \hat{w}$. It is important to note that $\hat{e}_1 = \hat{u}$ at all times; that is we have $\hat{u}(t) = \hat{e}_1$.

Therefore in terms of this frame $[\hat{e}_1, \hat{e}_2, \hat{e}_3]$ we can write:

$$\begin{aligned}\hat{v}(t) &= \cos(2\pi t)\hat{e}_2 - \sin(2\pi t)\hat{e}_3, \\ \hat{w}(t) &= \sin(2\pi t)\hat{e}_2 + \cos(2\pi t)\hat{e}_3.\end{aligned}$$

Again these can easily be verified through simple substitution and by referring to the above diagram.

\hat{u} was fixed to \hat{e}_1 so in terms of the inertial reference frame we have:

$$\hat{e}_1(t) = \cos(2\pi t)\hat{y} + \sin(2\pi t)\hat{z}.$$

Following the vector \hat{e}_2 between $t = 0$ and $t = 1$ we see that it always points in the negative \hat{x} direction. This implies that:

$$\hat{e}_2(t) = -\hat{x}.$$

Since $[\hat{e}_1, \hat{e}_2, \hat{e}_3]$ form an orthogonal frame we must have that:

$$\hat{e}_3(t) = -\sin(2\pi t)\hat{y} + \cos(2\pi t)\hat{z}.$$

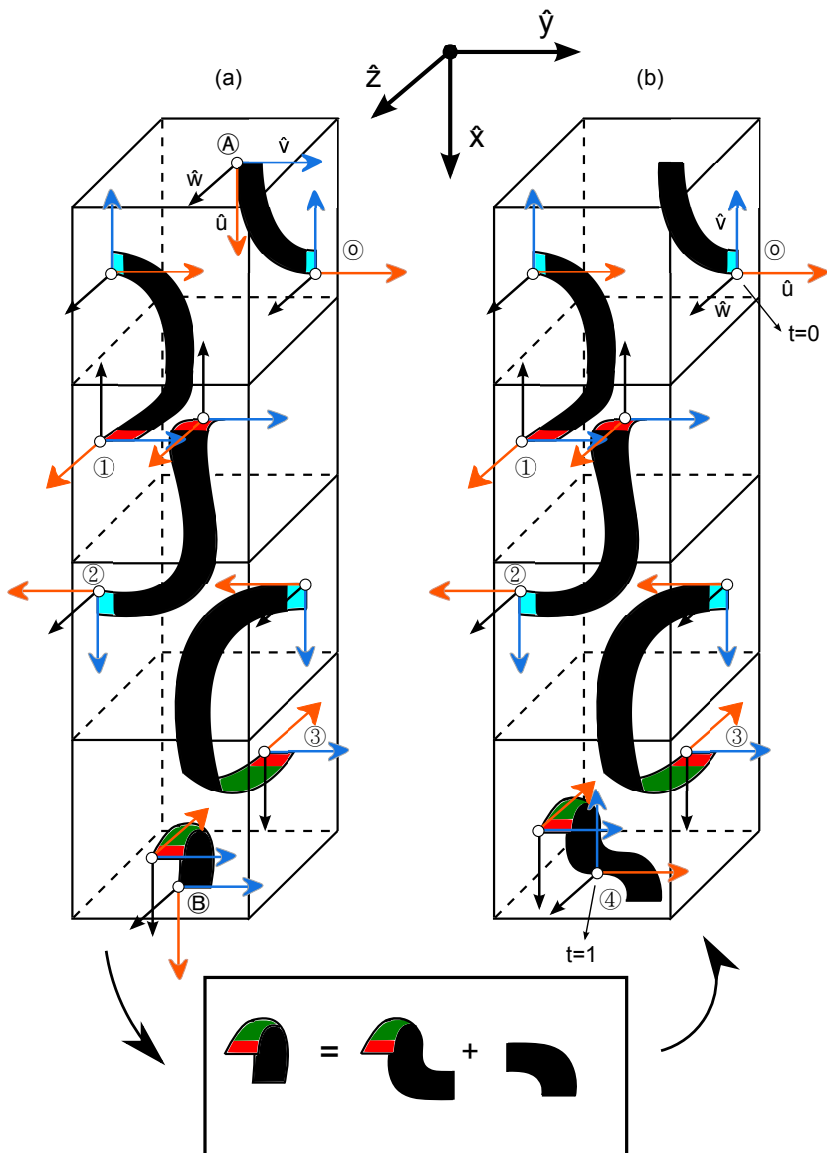


FIGURE 7. Figure (a) shows $g(s)$ at various points along the ribbon $Q_3 = \sigma Z_1 \sigma^{-1} Z_3^{-1}$. In Figure (b) we redraw the relation such that between times $t = 0$ and $t = 1$ one can see \hat{u} rotating by 2π in the $\hat{y} - \hat{z}$ plane.

Finally in terms of the fixed frame $(\hat{x}, \hat{y}, \hat{z})$;

$$\begin{aligned} \hat{u}(t) &= \cos(2\pi t)\hat{y} + \sin(2\pi t)\hat{z}, \\ \hat{v}(t) &= -\cos(2\pi t)\hat{x} + \sin^2(2\pi t)\hat{y} - \sin(2\pi t)\cos(2\pi t)\hat{z}, \\ \hat{w}(t) &= -\sin(2\pi t)\hat{x} - \sin(2\pi t)\cos(2\pi t)\hat{y} + \cos^2(2\pi t)\hat{z}. \end{aligned}$$

One can clearly see that \hat{v} undergoes a full 2π clockwise rotation from $t = 0$ to $t = 1$. \hat{v} lies on the ribbon surface at all times, therefore requiring the ribbon to undergo the same rotation. This yields precisely the required result; Q_3 creates a full anticlockwise twist in the third ribbon.

References

- [1] I. Cherednik, *Double Affine Hecke Algebras*, Cambridge University Press (2005)
- [2] I. Cherednik, "Nonsymmetric Macdonald Polynomials", *Int. Math. Res. Not.* **10** (1995) 483
- [3] T. Jolicoeur and J. G. Luque, "Highest Weight Macdonald and Jack Polynomials", *J. Phys. A: Math. Theor.* **44** (2011) 055204
- [4] M. Kasatani, "Subrepresentations in the Polynomial Representation of the Double Affine Hecke Algebra of Type GL_n at $t^{k+1}q^{r-1} = 1$ ", *Int. Math. Res. Not.* **28** (2005) 1717
- [5] B. Feigin, M. Jimbo, T. Miwa and E. Mukhin, "Symmetric Polynomials Vanishing on the Shifted Diagonals and Macdonald Polynomials", *Int. Math. Res. Not.* **18** (2003) 1015
- [6] M. Kasatani and V. Pasquier, "On Polynomials Interpolating between the Stationary State of a $O(n)$ Model and a Q.H.E. Ground State" *Commun. Math. Phys.* **276** (2007) 397
- [7] L. Kauffman, "State Models and the Jones Polynomial", *Topology* **26** (1987) 395
- [8] V. F. R. Jones, "A Polynomial Invariant for Knots via von Neumann Algebras", *Bull. Amer. Math. Soc.* **12** (1985) 103
- [9] J. Birman, "On Braid Groups", *Commun. Pure Appl. Math.* **22** (1969) 41
- [10] G. P. Scott, "Braid Groups and the Group of Homeomorphisms of a Surface", *Proc. Camb. Phil. Soc.* **68** (1970) 605
- [11] D. Bernard, M. Gaudin, D. Haldane and V. Pasquier, "Yang-Baxter Equation in Spin Chains with Long Range Interactions", *J. Phys. A* **26** (1993) 5219
- [12] B. Ion, "Involutions of Double Affine Hecke Algebras", *Compositio Math.* **139** No. 1 (2003) 67
- [13] E. Artin, "Theory of Braids", *Annals of Mathematics* **48** (1947) 101
- [14] K. H. Ko and L. Smolinsky, "The Framed Braid Group and 3-Manifolds", *Proc. AMS* **115** No. 2 (1992) 541
- [15] N. Wahl, *Ribbon Braids and Related Operads*, PhD Thesis, University of Oxford (2001)

- [16] V. G. Turaev, *Quantum Invariants of Knots and 3-Manifolds*, De Gruyter Studies in Mathematics, Vol. 18 (2010)

Glen Burella
Department of Mathematical Physics
National University of Ireland Maynooth
Maynooth, Co. Kildare
Ireland

e-mail: glen.burella@nuim.ie

Paul Watts
Department of Mathematical Physics
National University of Ireland Maynooth
Maynooth, Co. Kildare
Ireland

e-mail: watts@thphys.nuim.ie

Vincent Pasquier
Service de Physique Théorique
CEA Saclay
91191 Gif-sur-Yvette
France

e-mail: vincent.pasquier@cea.fr

Jiří Vala
Department of Mathematical Physics
National University of Ireland Maynooth
Maynooth, Co. Kildare
Ireland

e-mail: jiri.vala@nuim.ie