

Concatenated Coding Using Linear Schemes for Gaussian Broadcast Channels with Noisy Channel Output Feedback

Ziad Ahmad, *Student Member, IEEE*, Zachary Chance, *Member, IEEE*, and David J. Love, *Senior Member, IEEE*

Abstract

Linear coding schemes have been the main choice of coding for the additive white Gaussian noise broadcast channel (AWGN-BC) with noiseless feedback in the literature. The achievable rate regions of these schemes go well beyond the capacity region of the AWGN-BC without feedback. In this paper, a concatenating coding design for the K -user AWGN-BC with noisy feedback is proposed that relies on linear feedback schemes to achieve rate tuples outside the no-feedback capacity region. Specifically, a linear feedback code for the AWGN-BC with noisy feedback is used as an inner code that creates an effective single-user channel from the transmitter to each of the receivers, and then open-loop coding is used for coding over these single-user channels. An achievable rate region of linear feedback schemes for noiseless feedback is shown to be achievable by the concatenated coding scheme for sufficiently small feedback noise level. Then, a linear feedback coding scheme for the K -user symmetric AWGN-BC with noisy feedback is presented and optimized for use in the concatenated coding scheme. Lastly, we apply the concatenated coding design to the two-user AWGN-BC with a single noisy feedback link from one of the receivers.

Index Terms

Broadcast channel, noisy feedback, linear feedback, concatenated coding, network information theory.

I. INTRODUCTION

The demand for higher data rates in wireless communication systems continues to increase. However, there is concern that many of the popular approaches to physical layer design are only capable of minimal further enhancements [1]. In this paper, we look into one area that has not been fully explored which is the use of feedback in channel coding for increasing data rates.

The use of feedback in Gaussian channels dates back to the seminal paper by Schakwijk and Kailath (S-K) [2]. Assuming a noiseless feedback link available from the receiver to the transmitter, the paper presented a simple linear scheme that achieves the capacity of the single-user additive white Gaussian noise (AWGN) channel. More importantly, the scheme has a probability of error that decays doubly exponentially with the blocklength as compared to at most linearly exponential decay for the same channel but without feedback [3]. The scheme was then extended by Ozarow [4] to the AWGN broadcast channel (AWGN-BC),

Z. Ahmad and D. J. Love are with the School of Electrical and Computer Engineering, Purdue University, West Lafayette, IN, USA. Z. Chance is with the MIT Lincoln Laboratory, Lexington, MA, USA.

which is the focus of this paper, to show an improvement on the no-feedback capacity region using noiseless feedback. Also assuming noiseless feedback, the works in [5], [6], [7] showed further improvements.

The only obstacle standing in the way of allowing these schemes to make it through to practical systems is the strong assumption of noiseless feedback. All of the beforementioned feedback coding schemes developed for the AWGN-BC with noiseless feedback are linear. For the point-to-point AWGN channel with feedback, it was shown in [8], [9], that if the feedback noise level is larger than zero, no matter how low the level is, linear feedback schemes fail to achieve any positive rate. As we show in this paper, this negative result extends to the AWGN-BC.

Two recent works [10], [11] presented achievable rate regions for the broadcast channel with general feedback. Both these regions were derived using schemes inspired by the example in [12]. In [11], it is shown for two types of discrete memoryless channels that noisy feedback, specifically with sufficiently small feedback noise level, improves on the no-feedback capacity region. In [10], the achievable rate region is evaluated for the symmetric two-user AWGN-BC with a single feedback link from one of the receivers. In the high forward channel signal-to-noise ratio (SNR) regime, the scheme improves on the no-feedback sum-capacity for a feedback noise level as high as the forward noise level. However, for low SNR (but still within practical values), the scheme's improvement over the no-feedback sum-capacity is negligible even for noiseless feedback.

In this paper, we consider the AWGN-BC with feedback. In particular, noiseless feedback will mean the transmitter has perfect access to the channel outputs in a causal fashion. On the other hand, noisy feedback will mean the transmitter has causal access to the channel outputs corrupted by AWGN in the feedback link from each receiver. We extend the concatenated coding scheme that was presented in [9] for the point-to-point AWGN with noisy feedback to the K -user AWGN-BC with noisy feedback. Specifically, a linear feedback code for the AWGN-BC with noisy feedback is used as an inner code that creates an effective single-user channel from the transmitter to each of the receivers, and then open-loop (i.e., without feedback) coding is used for coding over these single-user channels.

For the single-user case, the scheme in [9] showed improvements in error-exponents compared to the no-feedback case. For the AWGN-BC with noisy feedback, we use the extended concatenated coding scheme to show improvements on the no-feedback capacity region. The contributions and improvements on previous works will be stated towards the end of this section. Before that, we would like to comment on the practicality of the concatenated coding scheme presented in this paper. In fact, the concatenated coding scheme presented in this paper has the following attractive properties for practical systems:

- Feedback information is utilized using simple linear processing.
- Open-loop coding is only used over single-user channels. Furthermore, when interference from the message points of other users is canceled out by the linear feedback code (as in the scheme of Section IV), the effective single-user channels are pure AWGN channels for which open-loop codes are well developed in practice.
- No broadcast channel coding techniques, like dirty paper coding or superposition coding, are required.

The results of Theorem 1, Theorem 2, and Theorem 3 are for sufficiently small feedback noise levels (compared to forward noise levels). However, many broadcast communication systems can have small noise level over the feedback channels. This is especially true for systems where the receivers have a larger power available at their disposal than the transmitter. One example of such a system is found in satellite communications. In a satellite communication system, the transmitter which is at

the satellite would be broadcasting (possibly independent) data streams to different gateways present on earth. Satellites have much less power available than the gateways on earth. Another important application that possesses the same distribution of power is communication with implantable chips. In such an application, the chip implanted in the body of a human would like to broadcast different measurements to different devices that are located outside the body. Since the implantable chip powers itself from energy harvesting systems that convert ambient energy to electrical energy, the transmitter would have a very small power available as compared to the receivers that are located outside the body. Therefore, assuming a low feedback noise level as compared to the forward noise level still captures many important applications that starve for improvement in rates or lower transmitter power consumption.

The contributions of the paper can be summarized by the following:

- We show that if the feedback noise level for a receiver is strictly larger than zero, no matter how low the level is, linear feedback schemes can only achieve the zero rate to that receiver. This is an extension of the result derived in [8], [9] for the single-user case.
- We extend the concatenated coding scheme presented in [9] to the K -user AWGN-BC with noisy feedback, and show an achievable rate region of linear feedback schemes to be achievable by the concatenated coding scheme for a sufficiently small feedback noise level. From this result, it is deduced that any achievable rate tuple by Ozarow's scheme [4] for noiseless feedback can be achieved by the concatenated coding scheme for small enough feedback noise level.
- We present a linear feedback scheme for the symmetric K -user AWGN-BC channel with noisy feedback that is optimized and used as an inner code in the concatenated coding scheme. For noiseless feedback, it is shown that the scheme achieves the same sum-rate as in [7] but over the real channel, unlike the scheme presented in [7] that requires a complex channel. We show that the latter sum-rate is also achievable for sufficiently small feedback noise level. We also present achievable sum-rates versus feedback noise level obtained using the same linear scheme in the design of the concatenated coding scheme.
- We apply the concatenated coding idea to the two-user AWGN-BC with a single noisy feedback channel from one of the receivers. The scheme in [13] is used, with some modifications, as the inner code to show that any rate tuple that is achievable by the scheme in [13] for noiseless feedback can be achieved by concatenated coding for sufficiently small feedback noise level. This shows achievable rate tuples outside what is presented in [10], especially for low forward channel SNR.

The paper is organized as follows: In Section II, we describe the channel setup and give a general framework for linear feedback coding. In Section III, we present the concatenated coding scheme and its achievable rate region. In Section IV, we present a linear feedback coding scheme for the symmetric AWGN-BC with noisy feedback that is utilized in the concatenated coding scheme in Section V for the same channel. In Section VI, we present a concatenated coding design for the two-user AWGN-BC with one noisy feedback link from one of the receivers. The paper is concluded in Section VII.

II. GENERAL FRAMEWORK FOR LINEAR FEEDBACK CODING

In this section, we formulate a general framework for linear feedback coding schemes for the K -user AWGN-BC with noisy feedback.

A. Channel Setup

We start by describing the channel setup that is depicted in Fig. 1. The channel at hand has one transmitter and K receivers. Before every block of transmission, the transmitter will have K independent messages W_1, W_2, \dots, W_K , each to be conveyed reliably to the respective receiver.

After channel use ℓ , the channel output at receiver k , for $k \in \mathbb{K} = \{1, 2, \dots, K\}$, is given by

$$y_k[\ell] = x[\ell] + z_k[\ell], \quad (1)$$

where $x[\ell] \in \mathbb{R}$ is the transmitted symbol at time ℓ and $\{z_k[\ell]\}$ are i.i.d. and such that $z_k[\ell] \sim \mathcal{N}(0, \sigma_{z_k}^2)$. $z_k[\ell]$ is assumed independent of $x[\ell]$ for $k \in \mathbb{K}$. An average transmit power constraint, P , is imposed so that

$$E \left[\sum_{\ell=1}^L x^2[\ell] \right] \leq LP, \quad (2)$$

where L is the length of the transmission block.

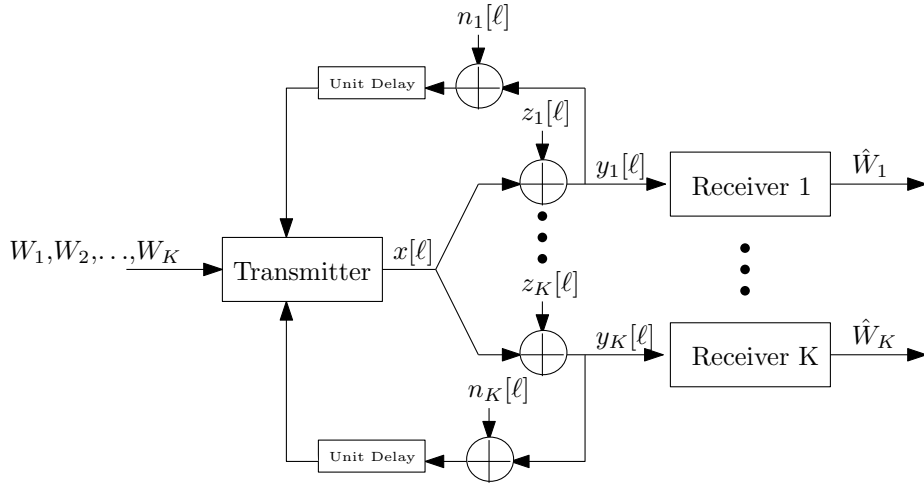


Fig. 1. AWGN-BC with feedback.

Through the presence of feedback links from each receiver to the transmitter, the transmitter will have access to noisy versions of the channel outputs of all receivers in a causal fashion. In particular, to form $x[\ell]$, the transmitter can use $\{y_1[1] + n_1[1], \dots, y_K[1] + n_K[1], \dots, y_1[\ell-1] + n_1[\ell-1], \dots, y_K[\ell-1] + n_K[\ell-1]\}$, where $\{n_k[\ell]\}$ are i.i.d. and such that $n_k[\ell] \sim \mathcal{N}(0, \sigma_{n_k}^2)$. Since the transmitter knows what it had transmitted in the previous transmissions, it can subtract it and equivalently use $\{z_1[1] + n_1[1], \dots, z_K[1] + n_K[1], \dots, z_1[\ell-1] + n_1[\ell-1], \dots, z_K[\ell-1] + n_K[\ell-1]\}$. It is assumed that $n_k[\ell]$ is independent of $x[\ell]$ for $k \in \mathbb{K}$, and $n_i[t]$ is independent of $z_j[s]$ for any $t, s \in \mathbb{N}$ and $i, j \in \mathbb{K}$.

At the end of the transmission block, receiver k will have an estimate of its message denoted by \hat{W}_k for $k \in \mathbb{K}$.

B. Linear Feedback Coding Framework

A general linear coding framework for the channel setup just described is presented next. Before each block of transmission, the transmitter maps each of the K messages to a point in \mathbb{R} , which is termed a *message point*. Specifically the message for the k -th receiver is mapped to $\theta_k \in \Theta_k \subseteq \mathbb{R}$ such that $|\Theta_k| = \lceil 2^{LR_k} \rceil$, where L is the length of the transmission block and R_k is the rate of transmission for receiver k .

Let $\mathbf{x} = [x[1], x[2], \dots, x[L]]^T$, $\mathbf{z}_k = [z_k[1], z_k[2], \dots, z_k[L]]^T$, $\mathbf{n}_k = [n_k[1], n_k[2], \dots, n_k[L]]^T$, and $\mathbf{y}_k = [y_k[1], y_k[2], \dots, y_k[L]]^T$, where the superscript T denotes matrix transposition. Then we can write

$$\mathbf{x} = \sum_{k=1}^K [\mathbf{g}_k \theta_k + \mathbf{F}_k (\mathbf{z}_k + \mathbf{n}_k)],$$

where $\mathbf{g}_k \in \mathbb{R}^{L \times 1}$ and $\mathbf{F}_k \in \mathbb{R}^{L \times L}$ such that $\{\mathbf{F}_k\}$ are lower triangular matrices with zeros on the main diagonal so that causality is ensured.

The average transmit power constraint (2) can be written as

$$E[\mathbf{x}^T \mathbf{x}] = \sum_{k=1}^K \mathbf{g}_k^T \mathbf{g}_k E[\theta_k^2] + \sum_{k=1}^K (\sigma_{z_k}^2 + \sigma_{n_k}^2) \|\mathbf{F}_k\|_F^2 \leq LP. \quad (3)$$

The received sequence at the k -th receiver can be written as

$$\mathbf{y}_k = \mathbf{x} + \mathbf{z}_k.$$

Each receiver will form an estimate of its message as a linear combination of its observed channel output sequence. Specifically, receiver k will form an estimate $\hat{\theta}_k$ of θ_k as

$$\hat{\theta}_k = \mathbf{q}_k^T \mathbf{y}_k,$$

where $\mathbf{q}_k \in \mathbb{R}^{L \times 1}$.

Breaking down $\hat{\theta}_k$ we have

$$\hat{\theta}_k = \mathbf{q}_k^T \mathbf{g}_k \theta_k + \sum_{\substack{i=1 \\ i \neq k}}^K \mathbf{q}_k^T \mathbf{g}_i \theta_i + \sum_{j=1}^K \mathbf{q}_k^T \mathbf{F}_j (\mathbf{z}_j + \mathbf{n}_j) + \mathbf{q}_k^T \mathbf{z}_k. \quad (4)$$

C. An Achievable Rate Region For Linear Feedback Coding

From (4), any rate tuple (R_1, \dots, R_K) that satisfies

$$R_k < \lim_{L \rightarrow \infty} \frac{1}{2L} \log(1 + SNR_k(L)), \quad (5)$$

for all $k \in \mathbb{K}$ is achievable, where $SNR_k(L)$ is given in (6), and in (6), \mathbf{I} is the identity matrix.

$$SNR_k(L) = \frac{(\mathbf{q}_k^T \mathbf{g}_k)^2 E[\theta_k^2]}{\sum_{\substack{i=1 \\ i \neq k}}^K \mathbf{q}_k^T \mathbf{g}_i E[\theta_i^2] + \sum_{\substack{j=1 \\ j \neq k}}^K (\sigma_{z_j}^2 + \sigma_{n_j}^2) \|\mathbf{q}_k^T \mathbf{F}_j\|^2 + \sigma_{z_k}^2 \|\mathbf{q}_k^T (\mathbf{I} + \mathbf{F}_k)\|^2 + \sigma_{n_k}^2 \|\mathbf{q}_k^T \mathbf{F}_k\|^2}. \quad (6)$$

Before closing this section, we show that for any linear feedback scheme, if the feedback noise variance of receiver k is strictly greater than zero, i.e., if $\sigma_{n_k}^2 > 0$, then the only achievable rate for receiver k is zero. This result is a direct extension of that of the single-user case shown in [8],[9].

Lemma 1. *For any linear feedback scheme for the AWGN-BC with noisy feedback, if the feedback noise of receiver k is strictly larger than zero, i.e., $\sigma_{n_k}^2 > 0$, then the only achievable rate R_k for receiver k is zero.*

Proof: The result can be shown by direct extension of the single user result of [9, Lemma 4]. We proceed by finding an upper bound on the achievable rates to receiver k and show that it is equal to zero. First, removing the second term of (4), we have

$$\hat{\theta}_k = \mathbf{q}_k^T \mathbf{g}_k \theta_k + \sum_{j=1}^K \mathbf{q}_k^T \mathbf{F}_j (\mathbf{z}_j + \mathbf{n}_j) + \mathbf{q}_k^T \mathbf{z}_k. \quad (7)$$

Since the sum of the second and third terms in the right-hand side of (7) is a Gaussian term, then any achievable rate R_k to receiver k must satisfy

$$R_k \leq \lim_{L \rightarrow \infty} \frac{1}{2L} \log (1 + \overline{SNR}_k(L)),$$

where \overline{SNR}_k is the same as SNR_k of (6) but with the term $\sum_{i \neq k} \mathbf{q}_k^T \mathbf{g}_i E[\theta_i^2]$ removed from the denominator.

Now,

$$\begin{aligned} \overline{SNR}_k &\leq \frac{(\mathbf{q}_k^T \mathbf{g}_k)^2 E[\theta_k^2]}{\sigma_{z_k}^2 \|\mathbf{q}_k^T (\mathbf{I} + \mathbf{F}_k)\|^2 + \sigma_{n_k}^2 \|\mathbf{q}_k^T \mathbf{F}_k\|^2} \\ &\leq \max \frac{(\mathbf{q}^T \mathbf{g})^2 E[\theta_k^2]}{\sigma_{z_k}^2 \|\mathbf{q}^T (\mathbf{I} + \mathbf{F})\|^2 + \sigma_{n_k}^2 \|\mathbf{q}^T \mathbf{F}\|^2} \\ &\leq \frac{\sigma_{z_k}^2 + \sigma_{n_k}^2}{\sigma_{n_k}^2} LP, \end{aligned}$$

where the maximization is over \mathbf{q} , \mathbf{F} , and \mathbf{g} under the constraint $\mathbf{g}^T \mathbf{g} E[\theta_k^2] + (\sigma_{z_k}^2 + \sigma_{n_k}^2) \|\mathbf{F}\|_F^2 \leq LP$, and the last inequality is by [9, Lemma 3]. Then, if a rate R_k is achievable to receiver k , it has to satisfy

$$\begin{aligned} R_k &\leq \lim_{L \rightarrow \infty} \frac{1}{2L} \log (1 + \overline{SNR}_k(L)) \\ &\leq \lim_{L \rightarrow \infty} \frac{1}{2L} \log \left(1 + \frac{\sigma_{z_k}^2 + \sigma_{n_k}^2}{\sigma_{n_k}^2} LP \right) \\ &= 0. \end{aligned}$$

■

III. CONCATENATED CODING SCHEME

From Lemma 1, we see that linear processing alone can only achieve the zero rate to the receiver with noisy feedback. Therefore, we need to do more than linear processing for noisy feedback in order to achieve positive rates, and possibly achieve rate tuples that are outside the no-feedback capacity region. We describe such a scheme in this section and that uses open-loop coding on top of linear processing to achieve rate tuples outside the no-feedback capacity region.

For any linear feedback code, we observe from (4) that for receiver k , the stochastic relation between θ_k and $\hat{\theta}_k$ can be modeled as a single-user channel without feedback, as in Fig. 2. This channel will be termed k -th user *superchannel*. Since we can perform open-loop coding over the superchannel for each user, we have converted the problem to single-user coding without feedback. This will be the main idea behind the concatenated coding scheme to be described in this section. We call the scheme a concatenated coding scheme because of the use of open-loop codes in concatenation with a linear feedback code that creates the superchannels, which shares many similarities to the definition in [14] but here for a multi-user channel. Note that the time index m in Fig. 2 is shown to indicate that the superchannel will be used more than once for open-loop coding. The time index m will be defined later as we describe open-loop coding over the superchannels.

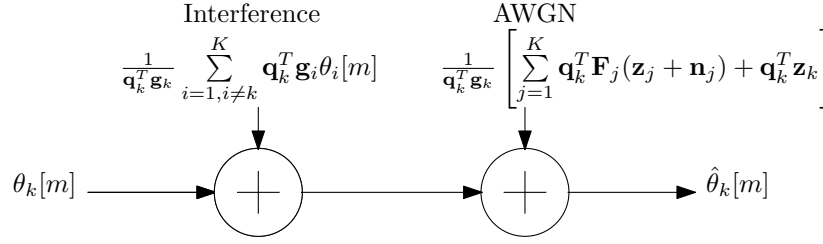


Fig. 2. Superchannel model.

Fig. 3 shows the overall concatenated coding scheme that will be described next. In each block of transmission, K independent messages, W_1, W_2, \dots, W_K , will be available at the transmitter that are to be reliably conveyed, each to the respective receiver. The transmitter will use an open-loop code to encode each of the messages (i.e., will use K open-loop encoders). All open-loop encoders use codebooks of equal blocklength M . Let the chosen codeword of the k -th open-loop encoder be $[\theta_k[1], \theta_k[2], \dots, \theta_k[M]]$. Similar to [14] but for the AWGN-BC, we will term the block consisting of the K open-loop encoders, which takes the K messages as input and gives as an output K codewords each of length M , the *outer code encoder*. At each time $m \in \{1, 2, \dots, M\}$, the outer code encoder will have as an output, $\theta_1[m], \theta_2[m], \dots, \theta_K[m]$.

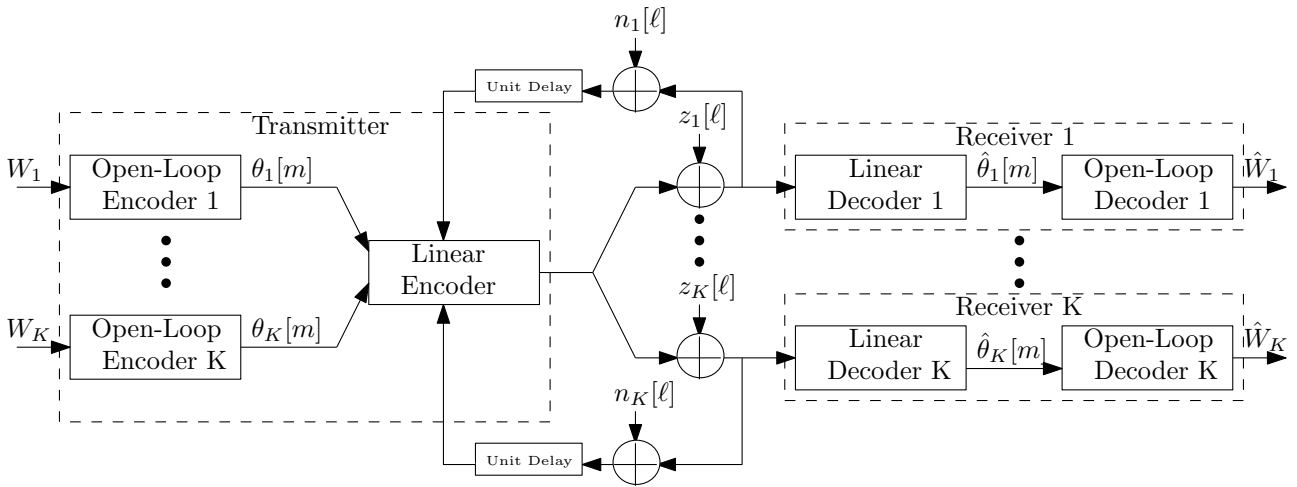


Fig. 3. Concatenated coding scheme.

For each set of $\theta_1[m], \theta_2[m], \dots, \theta_K[m]$, the transmitter will use a linear feedback code that will use the AWGN-BC with feedback L times to have each receiver estimate its corresponding open-loop encoder output symbol, specifically, to have

receiver k estimate $\theta_k[m]$. The linear feedback code will be termed the *inner code*. Its encoder will be termed the *inner code encoder*, and its decoder at receiver k will be termed the *k-th inner code decoder*. The k -th inner code decoder will output a linear estimate of $\theta_k[m]$. Let the estimate of $\theta_k[m]$, which is to be formed at receiver k , be $\hat{\theta}_k[m]$.

Receiver k will use an open-loop decoder, termed the *k-th outer code decoder*, that corresponds to its open-loop encoder, to decode its message by observing the sequence $\hat{\theta}_k[1], \hat{\theta}_k[2], \dots, \hat{\theta}_k[M]$.

The overall code for the AWGN-BC with feedback is of blocklength ML . Since for each m , the inner code encoder transmits with at most LP of power, then the overall code uses a transmit power of at most MPL , and hence satisfies the codeword average power constraint. At receiver k , the SNRs is the same for all $\hat{\theta}_k[1], \hat{\theta}_k[2], \dots, \hat{\theta}_k[M]$, and is given by (6) if the time index is dropped (i.e., if $\theta_k[m]$ is simply written as θ_k for all m). Thus, if a linear code is fixed with blocklength L , the concatenated coding scheme described above can be designed to achieve any rate tuple (R_1, R_2, \dots, R_K) that satisfies

$$R_k < \frac{1}{2L} \log(1 + SNR_k(L)) \quad (8)$$

for all $k \in \mathbb{K}$.

Theorem 1. *Given a linear feedback scheme over an AWGN-BC with noiseless feedback, for any rate tuple (R_1, R_2, \dots, R_K) that satisfies (5) for $k \in \mathbb{K}$, there exist $\epsilon_1 > 0, \dots, \epsilon_K > 0$ such that the same rate tuple (R_1, R_2, \dots, R_K) can be achieved by the concatenated coding scheme (scheme of Fig. 3) over the same AWGN-BC but with $\sigma_{n_k}^2$ as large as ϵ_k for $k \in \mathbb{K}$.*

Proof: For the given linear feedback coding scheme the SNR at receiver k for blocklength L is given by $SNR_k(L)$ of (6). In this proof, we will make the dependence of the SNR on the blocklength and the feedback noise variances explicit, e.g., for a linear feedback code with blocklength L that works according to the given linear feedback coding scheme over AWGN-BC with feedback noise variance for receiver k of $\sigma_{n_k}^2$ will be written as $SNR_k(L, \sigma_{n_1}^2, \dots, \sigma_{n_K}^2)$. Note, here the dependence on $\sigma_{n_1}^2, \dots, \sigma_{n_K}^2$ is just for the explicit values, i.e., if $\mathbf{g}_1, \dots, \mathbf{g}_K, \mathbf{F}_1, \dots, \mathbf{F}_K$, or $\mathbf{q}_1, \dots, \mathbf{q}_K$ depend on $\sigma_{n_1}^2, \dots, \sigma_{n_K}^2$, it is not captured by the arguments of SNR_k .

For the given rate tuple (R_1, R_2, \dots, R_K) , assume $R_k > 0$ for $k \in \mathbb{K}$; for the case of $R_k = 0$ for some k , the proof below works the same but with trivially achieving the zero rates. Then,

$$R_k < \lim_{L \rightarrow \infty} \frac{1}{2L} \log(1 + SNR_k(L, 0, \dots, 0)),$$

for $k \in \mathbb{K}$. Hence, there exists L_0 such that

$$R_k < \frac{1}{2L_0} \log(1 + SNR_k(L_0, 0, \dots, 0))$$

for all $k \in \mathbb{K}$. Let the matrices of the given linear scheme for blocklength L_0 be $\mathbf{g}_1, \dots, \mathbf{g}_K, \mathbf{F}_1, \dots, \mathbf{F}_K$, and $\mathbf{q}_1, \dots, \mathbf{q}_K$ with the power constraint

$$\sum_{k=1}^K \mathbf{g}_k^T \mathbf{g}_k E[\theta_k^2] + \sum_{k=1}^K \sigma_{z_k}^2 \|\mathbf{F}_k\|_F^2 \leq L_0 P.$$

Let g_{k1} be the first entry of \mathbf{g}_k for $k \in \mathbb{K}$. Since $R_k > 0$, then at least one entry of \mathbf{g}_k is non-zero. Assume without loss of

generality that g_{k1} is non-zero. Also, assume that $g_{k1} > 0$ (the proof still works in a similar way if g_{k1} is assumed negative).

For $k \in \mathbb{K}$, let \mathbf{g}'_k be such that

$$\mathbf{g}'_k = \mathbf{g}_k - \epsilon'_k \begin{bmatrix} 1 \\ 0 \\ \vdots \\ 0 \end{bmatrix}, \quad (9)$$

where $g_{k1} - \epsilon'_k > 0$ and $\epsilon'_1 > 0, \epsilon'_2 > 0, \dots, \epsilon'_K > 0$ are to be chosen next.

Choose $\epsilon'_1 > 0, \epsilon'_2 > 0, \dots, \epsilon'_K > 0$ such that

$$R_k < \frac{1}{2L_0} \log(1 + SNR'_k(L_0, 0, \dots, 0))$$

for all $k \in \mathbb{K}$, where SNR'_k is the same function as SNR_k but that uses $\mathbf{g}'_1, \dots, \mathbf{g}'_K$ in place of $\mathbf{g}_1, \dots, \mathbf{g}_K$. This is possible by the continuity of SNR_k at $\mathbf{g}_1, \mathbf{g}_2, \dots, \mathbf{g}_K$.

Now, choose $\epsilon''_1 > 0, \epsilon''_2 > 0, \dots, \epsilon''_K > 0$ such that

$$\epsilon''_k \leq \frac{(\mathbf{g}_k^T \mathbf{g}_k - \mathbf{g}'_k{}^T \mathbf{g}'_k) E[\theta_k^2]}{\|\mathbf{F}_k\|_F^2}$$

for $k \in \mathbb{K}$. Also, choose $\epsilon'''_1 > 0, \epsilon'''_2 > 0, \dots, \epsilon'''_K > 0$ such that

$$R_k < \frac{1}{2L_0} \log(1 + SNR'_k(L_0, \epsilon'''_1, \dots, \epsilon'''_K))$$

for $k \in \mathbb{K}$.

Let $\epsilon_k = \min\{\epsilon''_k, \epsilon'''_k\}$ for $k \in \mathbb{K}$. Then, we have

$$\sum_{k=1}^K \mathbf{g}'_k{}^T \mathbf{g}'_k E[\theta_k^2] + \sum_{k=1}^K (\sigma_{z_k}^2 + \epsilon_k) \|\mathbf{F}_k\|_F^2 \leq L_0 P,$$

and

$$R_k < \frac{1}{2L_0} \log(1 + SNR'_k(L_0, \epsilon_1, \dots, \epsilon_K))$$

for $k \in \mathbb{K}$. Hence, for the same forward AWGN-BC but with feedback noise variances $\epsilon_1 > 0, \dots, \epsilon_K > 0$, we have found a linear feedback code of blocklength L_0 defined by the matrices $\mathbf{g}'_1, \dots, \mathbf{g}'_K, \mathbf{F}_1, \dots, \mathbf{F}_K$, and $\mathbf{q}_1, \dots, \mathbf{q}_K$, that satisfies the power constraint, and that attains SNR at receiver k of $SNR'_k(L_0, \epsilon_1, \dots, \epsilon_K)$ that is such that

$$R_k < \frac{1}{2L_0} \log(1 + SNR'_k(L_0, \epsilon_1, \dots, \epsilon_K)).$$

Using this linear code as an inner code, and by (8), the concatenated coding scheme achieves the rate tuple (R_1, \dots, R_K) . ■

Remark 1. The result of Theorem 1 can be directly extended to the complex AWGN-BC with complex AWGN feedback channels.

Remark 2. In [4], the scheme is linear, and in addition to that, the achievable rate region presented in [4] is the same as the set of rate tuples that satisfy (5) for $k \in \mathbb{K}$. Hence, the achievable rate region for noiseless feedback in [4] can be achieved

by the concatenated coding scheme of Fig. 3 for sufficiently small feedback noise level. In [4], an auxiliary Gaussian random variable w is added to the first two transmissions, and only minor steps are needed to accommodate that in the proof of Theorem 1.

IV. A LINEAR CODING SCHEME FOR THE SYMMETRIC AWGN-BC WITH FEEDBACK

For designing the inner code of the concatenated coding scheme presented in Section III, we would ultimately like to find a linear coding scheme that maximizes the SNR at all receivers. However, to make the problem more tractable, we focus our attention on the symmetric case and impose some constraints on the scheme.

With these constraints, and using the same channel setup of Section II, we present a linear coding scheme for the symmetric K -user AWGN-BC with feedback. Symmetric here means that all forward noises are of equal variances and all feedback noises are of equal variances too. Denote by σ_z^2 the forward noise variance and by σ_n^2 the feedback noise variance. We will set $\sigma_z^2 := 1$ so that σ_n^2 will represent the ratio σ_n^2/σ_z^2 and P will represent the channel SNR P/σ_z^2 . The scheme we will develop will rely on techniques similar to code division multiple access (CDMA) techniques for nulling cross user interference. In this section, the total blocklength will be $L = \tilde{L} + K - 1$, where $\tilde{L} \in \mathbb{N}$. The reason behind introducing a new parameter \tilde{L} will be clearer as we describe the scheme. We assume that K is an integer power of 2, specifically $K \in \{2, 4, 8, 16, \dots\}$.

Similar to the general formulation of Section II, the transmitter will map each of the independent K messages to a message point in \mathbb{R} . Specifically, the transmitter maps the message intended to receiver k to a point $\theta_k \in \Theta_k$ where $\Theta_k \subseteq \mathbb{R}$ and is such that $|\Theta_k| = \lceil 2^{LR_k} \rceil$, where R_k is the rate for receiver k . Similar to Ozarow's scheme [4], the first K transmissions are used to send the message points in an orthogonal fashion. We will assume that time division is used for achieving that and let $x[k] = \theta_k$ for $k \in \mathbb{K}$ (note that the traditional CDMA could be used too). The remaining $L - K$ transmissions will be used for sending feedback information in a CDMA-like manner that shares similarities to the techniques used in [5].

Let $\tilde{\mathbf{z}}_k = [z_k[k], z_k[K+1], \dots, z_k[L]]^T$, $\tilde{\mathbf{n}}_k = [n_k[k], n_k[K+1], \dots, n_k[L]]^T$, and $\tilde{\mathbf{y}}_k = [y_k[k], y_k[K+1], \dots, y_k[L]]^T$. Thus, we could write

$$\tilde{\mathbf{y}}_k = \mathbf{e}_1 \theta_k + \sum_{k=1}^K \tilde{\mathbf{F}}_k (\tilde{\mathbf{z}}_k + \tilde{\mathbf{n}}_k) + \tilde{\mathbf{z}}_k, \quad (10)$$

where $\tilde{\mathbf{F}}_k \in \mathbb{R}^{\tilde{L} \times \tilde{L}}$ and \mathbf{e}_1 is the first column of the $\tilde{L} \times \tilde{L}$ identity matrix.

For $k = 1, 2, \dots, K$, let $\mathbf{c}_k \in \mathbb{R}^{1 \times K}$ be of entries in $\{-1, 1\}$ and such that

$$\mathbf{c}_i^T \mathbf{c}_j = \begin{cases} K, & i = j, \\ 0, & i \neq j. \end{cases}$$

Remark 3. The vectors $\mathbf{c}_1, \dots, \mathbf{c}_K$ can be chosen as the columns of a $K \times K$ Hadamard matrix. For this reason, we have constrained K to be an integer power of 2. Note, however, that if the channel at hand was complex, this constraint on K can be alleviated by using complex Hadamard matrices, and all sum-rates derived for the real channel can be similarly achieved per real dimension over the complex channel for any $K \geq 2$.

We will restrict $\tilde{\mathbf{F}}_k$ to be such that

$$\tilde{\mathbf{F}}_k = \mathbf{C}_k \mathbf{F},$$

where $\mathbf{C}_k \in \mathbb{R}^{\tilde{L} \times \tilde{L}}$ is such that

$$[\mathbf{C}_k]_{ij} = \begin{cases} c_k[i \bmod K], & i = j, \\ 0, & i \neq j, \end{cases} \quad (11)$$

and $\mathbf{F} \in \mathbb{R}^{\tilde{L} \times \tilde{L}}$ is a lower triangular matrix with zeros on the main diagonal to ensure causality and whose construction will be described later.

With \mathbf{x} defined as in Section II, the average transmit power is bounded by

$$E[\mathbf{x}^T \mathbf{x}] \leq LP. \quad (12)$$

The power budget (12) can be divided between two different quantities: the power dedicated to the messages and the power used for feedback encoding. This can be seen by expanding out (12) as

$$E[\mathbf{x}^T \mathbf{x}] = \sum_{k=1}^K E[\theta_k^2] + K(1 + \sigma_n^2) \|\mathbf{F}\|_F^2. \quad (13)$$

The first quantity on the right hand side, $\sum_{k=1}^K E[\theta_k^2]$, can be seen as the power used for transmitting the messages while the second term, $K(1 + \sigma_n^2) \|\mathbf{F}\|_F^2$, is interpreted as the power utilized for transmitting feedback information. Due to this trade-off, a new parameter $\gamma \in [0, 1]$ is introduced such that

$$\sum_{k=1}^K E[\theta_k^2] = (1 - \gamma)LP, \quad (14)$$

and

$$K(1 + \sigma_n^2) \|\mathbf{F}\|_F^2 \leq \gamma LP. \quad (15)$$

Thus, γ can be thought of as the normalized ratio of power spent on encoding feedback information. Since the channel is symmetric, we will assume that

$$E[\theta_k^2] = \frac{1}{K}(1 - \gamma)(\tilde{L} + K - 1)P$$

for all users.

The receiver creates its estimate, $\hat{\theta}_k$ as

$$\hat{\theta}_k = \mathbf{q}^T \mathbf{C}_k \tilde{\mathbf{y}}_k, \quad (16)$$

where $\mathbf{q} \in \mathbb{R}^{\tilde{L}}$.

$$SNR_k(\tilde{L}) = \frac{(q[1])^2 \frac{1}{K}(1 - \gamma)(\tilde{L} + K - 1)\rho}{\|\mathbf{q}^T (\mathbf{I} + \mathbf{F})\|^2 + \sigma_n^2 \|\mathbf{q}^T \mathbf{F}\|^2 + (1 + \sigma_n^2) \sum_{\substack{i=1 \\ i \neq k}}^K \|\mathbf{q}^T \mathbf{C}_k \mathbf{C}_i \mathbf{F}\|^2}. \quad (17)$$

Then the received SNR for the k -th receiver is given by (17).

Definition 1. A sum-rate R is said to be achievable if there exists a rate tuple (R_1, R_2, \dots, R_k) that is achievable and satisfying

$$R = \sum_{i=1}^K R_k. \quad (18)$$

Hence, any sum-rate R that satisfies

$$R < \lim_{L \rightarrow \infty} \sum_{i=1}^K \frac{1}{2L} \log(1 + SNR_k(L)), \quad (19)$$

is achievable where $SNR_k(N)$ is written to show the dependence of the received SNR on the blocklength.

A. Interference Nulling

We will constraint our scheme to satisfy

$$\sum_{\substack{i=1 \\ i \neq k}}^K \|\mathbf{q}^T \mathbf{C}_k \mathbf{C}_i \mathbf{F}\|^2 = 0, \quad (20)$$

so that cross user interference is nulled to zero.

In the following lemma, constraints on the transmission scheme are given to satisfy requirement (20).

Lemma 2. Let \mathbf{C}_k be defined as in (11) for $k = 1, 2, \dots, K$. Then, the following forms of \mathbf{q} and \mathbf{F} satisfy (20):

- For a real number $\beta \in (0, 1)$

$$\mathbf{q} = \left[1, \beta^2, \beta^4, \dots, \beta^{2(\tilde{L}-1)} \right]^T.$$

- Let

$$\mathbf{f} = \left[1, \beta^{-2}, \beta^{-4}, \dots, \beta^{-2(\tilde{K}-1)} \right]^T. \quad (21)$$

The i^{th} column of the \mathbf{F} matrix is built by $\lfloor \frac{\tilde{L}-i}{K} \rfloor$ scaled copies of \mathbf{f} below the main diagonal and the remaining entries are set to zero. The scaling coefficient for the i^{th} column and the j^{th} copy of \mathbf{f} will be called $\mu_{i,j} \in \mathbb{R}$. Specifically, the i^{th} column of the \mathbf{F} matrix is given by

$$\left[\underbrace{0 \dots 0}_i \mu_{i,1} \mathbf{f}^T \quad \mu_{i,2} \mathbf{f}^T \quad \dots \quad \mu_{i, \lfloor \frac{\tilde{L}-i}{K} \rfloor} \mathbf{f}^T \quad \underbrace{0 \dots 0}_{\tilde{L}-i-K \lfloor \frac{\tilde{L}-i}{K} \rfloor} \right]^T. \quad (22)$$

Proof: The form of \mathbf{F} stems from the following observation: For any $\mathbf{v}_1 \in \mathbb{R}^{\tilde{L}}$ and $\mathbf{v}_2 \in \mathbb{R}^{\tilde{L}}$, to satisfy

$$\mathbf{v}_1^T \mathbf{C}_i \mathbf{C}_j \mathbf{v}_2 = \begin{cases} \mathbf{v}_1^T \mathbf{v}_2, & i = j \\ 0, & i \neq j \end{cases}$$

the vectors \mathbf{v}_1 and \mathbf{v}_2 can be constructed as $v_2[i] = \frac{1}{v_1[i]}$ for all $i = 1, 2, \dots, \tilde{L}$. Using this fact and the condition that it must hold between \mathbf{q} and K shifts of \mathbf{f} , the lemma is constructed. The further choice that $\beta \in (0, 1)$ is to keep the norm of \mathbf{q} bounded as $\tilde{L} \rightarrow \infty$. Note that \mathbf{F} is all zeros for $\tilde{L} \leq K$. ■

B. SNR Optimization

With \mathbf{q} and \mathbf{F} having forms as in Lemma 2, the SNR at any of the receivers can be written as

$$SNR(\tilde{L}) = \frac{\frac{1}{K}(1-\gamma)(\tilde{L}+K-1)P}{\|\mathbf{q}^T(\mathbf{I}+\mathbf{F})\|^2 + \sigma_n^2\|\mathbf{q}^T\mathbf{F}\|^2}. \quad (23)$$

In the following lemma, given γ and β , we optimize SNR (23) over the values of $\mu_{i,j}$.

Lemma 3. Assume $\tilde{L} > K$. Given $\gamma, \beta \in (0, 1)$ and following the forms of \mathbf{q} and \mathbf{F} as in Lemma 2, the $\mu_{i,j}$ values of \mathbf{F} that maximize the received SNR (23) given the power constraint (12) can be obtained as follows:

1) Define

$$\begin{aligned} \boldsymbol{\mu}_i &= \left[\mu_{i,1}, \mu_{i,2}, \dots, \mu_{i, \lfloor \frac{\tilde{L}-i}{K} \rfloor} \right]^T, \\ \mathbf{v}_i &= K\beta^{i-1} \left[1, \beta^K, \dots, \beta^{K(\lfloor \frac{\tilde{L}-i}{K} \rfloor - 1)} \right]^T, \end{aligned}$$

for $i = 1, 2, \dots, \tilde{L} - K$.

2) Then, the $\boldsymbol{\mu}_i$ that maximize the received SNR are constructed as

$$\boldsymbol{\mu}_i = -\frac{q_i}{(1 + \sigma_n^2)\|\mathbf{v}_i\|^2 + \lambda} \mathbf{v}_i,$$

where $\lambda \geq 0$ is chosen to satisfy

$$\sum_{i=1}^{\tilde{L}-K} \|\boldsymbol{\mu}_i\|^2 \leq \frac{\gamma LP}{K(1 + \sigma_n^2)\|\mathbf{f}\|^2}.$$

Proof: With the definitions in Lemma 3, the denominator of the received SNR in (23) can be rewritten as

$$\sum_{i=\tilde{L}-K+1}^{\tilde{L}} q_i^2 + \sum_{i=1}^{\tilde{L}-K} (q_i + \mathbf{v}_i^T \boldsymbol{\mu}_i)^2 + \sigma_n^2 \sum_{i=1}^{\tilde{L}-K} (\mathbf{v}_i^T \boldsymbol{\mu}_i)^2. \quad (24)$$

Then, it can be shown that to minimize (24), one should let $\boldsymbol{\mu}_i = -b_i \frac{\mathbf{v}_i}{\|\mathbf{v}_i\|}$ for some scalars b_i for $i = 1, 2, \dots, \tilde{L} - K$. The sum of the second and third terms of (24) can now be rewritten as

$$\|\mathbf{A}\mathbf{b} - \mathbf{q}\|^2 + \sigma_n^2 \|\mathbf{A}\mathbf{b}\|^2, \quad (25)$$

where $\mathbf{A} \in \mathbb{R}^{\tilde{L} \times \tilde{L}-K}$ is

$$\mathbf{A} = \begin{bmatrix} \|\mathbf{v}_1\| & 0 & 0 & \cdots & 0 \\ 0 & \|\mathbf{v}_2\| & 0 & \cdots & 0 \\ \vdots & & \ddots & & \vdots \\ 0 & 0 & \cdots & 0 & \|\mathbf{v}_{\tilde{L}-K}\| \\ 0 & 0 & \cdots & & 0 \\ \vdots & & \vdots & & \vdots \\ 0 & 0 & \cdots & & 0 \end{bmatrix}$$

and $\mathbf{b} = [b_1, b_2, \dots, b_{\tilde{L}-K}]^T$. To minimize (25) and abide by the average power constraint, we use Lagrange multipliers to obtain the \mathbf{b} that minimizes (25) is

$$\mathbf{b}_{min} = [(1 + \sigma_n^2)\mathbf{A}^T \mathbf{A} + \lambda \mathbf{I}]^{-1} \mathbf{A}^T \mathbf{q}, \quad (26)$$

where λ is chosen to satisfy the power constraint. Thus, using \mathbf{b}_{min} to build $\boldsymbol{\mu}_i$, we produce the lemma. \blacksquare

The optimal form of $\boldsymbol{\mu}_i$ in Lemma 3 depends on λ for which a closed form is generally hard to obtain. We will leave the optimal form for numerical optimization. However, notice that $\lambda \rightarrow 0$ as $L \rightarrow \infty$ in which case it can be shown that

$$\mu_{i,j} = -\frac{1 - \beta^{2K}}{(1 + \sigma_n^2)K} \beta^{K(j-1)}. \quad (27)$$

Furthermore, as $\sigma_n^2 \rightarrow 0$, we have

$$\mu_{i,j} = -\frac{1 - \beta^{2K}}{K} \beta^{K(j-1)}. \quad (28)$$

Using (28), for $\tilde{L} > K$ the SNR at any of the receivers can be written as

$$SNR(\tilde{L}) = \frac{\frac{1}{K}(1 - \gamma)(\tilde{L} + K - 1)P}{g(\tilde{L}, \beta) + \sigma_n^2 h(\tilde{L}, \beta)}, \quad (29)$$

where

$$g(\tilde{L}, \beta) = \sum_{i=\tilde{N}-K+1}^{\tilde{L}} \beta^{2(i-1)} + \sum_{i=1}^{\tilde{L}-K} \beta^{[2(i-1)+4K \lfloor \frac{\tilde{L}-i}{K} \rfloor]},$$

and

$$h(\tilde{L}, \beta) = \sum_{i=1}^{\tilde{L}-K} \beta^{2(i-1)} \left(1 - \beta^{2K \lfloor \frac{\tilde{L}-i}{K} \rfloor}\right)^2,$$

and the power constraint (15) can be written as

$$e(\tilde{L}, \beta) \leq \frac{\gamma(\tilde{L} + K - 1)P}{K(1 + \sigma_n^2)}, \quad (30)$$

where

$$e(\tilde{L}, \beta) = \frac{(1 - \beta^{2K})^2}{K^2(1 - \beta^2)\beta^{2K}} \left(\tilde{L} - K - \sum_{i=1}^{\tilde{L}-K} \beta^{2K \lfloor \frac{\tilde{L}-i}{K} \rfloor} \right).$$

Then (19) can be written as

$$R < \lim_{\tilde{L} \rightarrow \infty} \frac{K}{2(\tilde{L} + K - 1)} \log \left(1 + \text{SNR}(\tilde{L}) \right). \quad (31)$$

In the next lemma, we find upper and lower bounds on $\text{SNR}(\tilde{L})$.

Lemma 4. Assume $\sigma_n^2 = 0$. Then, $\text{SNR}(\tilde{L})$ can be bounded as

$$\text{SNR}_{lb}(\tilde{L}) \leq \text{SNR}(\tilde{L}) \leq \text{SNR}_{ub}(\tilde{L}),$$

where

$$\text{SNR}_{lb}(\tilde{L}) = \frac{a_{lb}(1 - \gamma)(\tilde{L} + K - 1) \frac{P}{K}}{\beta^{2\tilde{L}}},$$

$$\text{SNR}_{ub}(\tilde{L}) = \frac{(1 - \beta^2)(1 - \gamma)(\tilde{L} + K - 1) \frac{P}{K}}{\beta^{2(\tilde{L}-K)} - \beta^{2\tilde{L}} + \beta^{2(\tilde{L}-K-1)}(1 - \beta^{2(\tilde{L}-K)})},$$

and

$$a_{lb} = \frac{(1 - \beta^2)}{\beta^{-2K}(1 + \beta^2) - 1}.$$

Also, for large \tilde{L}

$$\text{SNR}(\tilde{L}) \approx \text{SNR}_{lb}(\tilde{L}) \approx \text{SNR}_{ub}(\tilde{L}). \quad (32)$$

Proof: The second term of $g(\tilde{L}, \beta)$ can be upper bounded as

$$\begin{aligned} \sum_{i=1}^{\tilde{L}-K} \beta^{[2(i-1)+4K \lfloor \frac{\tilde{L}-i}{K} \rfloor]} &\leq \sum_{i=1}^{\tilde{L}-K} \beta^{[2(i-1)+4(\tilde{L}-i-K+1)]} \\ &= \beta^{2(\tilde{L}-K+1)} \frac{1 - \beta^{2(\tilde{L}-K)}}{1 - \beta^2} \\ &\leq \beta^{2\tilde{L}} \frac{\beta^{-2(K-1)}}{1 - \beta^2}, \end{aligned}$$

where the first inequality is due to the fact that

$$\left\lfloor \frac{\tilde{L} - i}{K} \right\rfloor \geq \frac{\tilde{L} - i - K + 1}{K}. \quad (33)$$

Using this bound, SNR_{lb} can be reached.

On the other hand, the second term of $g(\tilde{L}, \beta)$ can be lower bounded as

$$\begin{aligned} \sum_{i=1}^{\tilde{L}-K} \beta^{[2(i-1)+4K \lfloor \frac{\tilde{L}-i}{K} \rfloor]} &\geq \sum_{i=1}^{\tilde{L}-K} \beta^{[2(i-1)+4(\tilde{L}-i+K)]} \\ &= \beta^{2(\tilde{L}-K-1)} \sum_{i=1}^{\tilde{L}-K} \beta^{2(\tilde{L}-K-i)} \\ &= \beta^{2(\tilde{L}-K-1)} \frac{1 - \beta^{2(\tilde{L}-K)}}{1 - \beta^2} \end{aligned}$$

where the first inequality is due to the fact that

$$\left\lfloor \frac{\tilde{L} - i}{K} \right\rfloor \leq \frac{\tilde{L} - i}{K} + 1. \quad (34)$$

Using this bound, SNR_{ub} can be reached.

For large \tilde{L} , we can see that $SNR_{lb}(\tilde{L}) \approx SNR_{ub}(\tilde{L})$ and thus $SNR(\tilde{L}) \approx SNR_{lb}(\tilde{L}) \approx SNR_{ub}(\tilde{L})$. ■

C. Achievable Sum-Rate For Noiseless Feedback

For the noiseless feedback case (i.e., for $\sigma_n^2 = 0$), from Lemma 4, we see that

$$\lim_{\tilde{L} \rightarrow \infty} \frac{K}{2(\tilde{L} + K - 1)} \log \left(1 + SNR_{lb}(\tilde{L}) \right) = \lim_{\tilde{L} \rightarrow \infty} \frac{K}{2(\tilde{L} + K - 1)} \log \left(1 + SNR_{ub}(\tilde{L}) \right) = -K \log(\beta),$$

and hence

$$\lim_{\tilde{L} \rightarrow \infty} \frac{K}{2(\tilde{L} + K - 1)} \log \left(1 + SNR(\tilde{L}) \right) = -K \log(\beta).$$

Thus, any sum-rate R is achievable if

$$R < -K \log(\beta). \quad (35)$$

In the following lemma, we show that β and γ can in fact be chosen so that the right-hand side of (35) is equal to the linear-feedback sum-rate bound derived in [7].

Lemma 5. *Let $\phi \in [1, K]$ be the solution of*

$$(1 + P\phi)^{K-1} - \left[1 + \frac{P}{K}\phi(K - \phi) \right]^K = 0. \quad (36)$$

The power constraint allows β to be chosen as

$$\beta^{-2K} = 1 + P\phi$$

so that the scheme achieves any sum-rate R satisfying

$$R < \frac{1}{2} \log(1 + P\phi). \quad (37)$$

Proof: Choose $\gamma = \frac{L-1}{L}$. We choose β such that all available power is consumed. Specifically, we choose β such that

$$\lim_{\tilde{L} \rightarrow \infty} \frac{e(\tilde{L}, \beta)}{\gamma(\tilde{L} + K - 1)} = \frac{P}{K}.$$

The left-hand side of the above equation is equal to $\frac{(1-\beta^{2K})^2}{K^2(1-\beta^2)\beta^{2K}}$. Let $\beta^{-2K} = 1 + P\phi$ and solve for ϕ instead of β . The resulting equation in ϕ can be reduced to (36). By (35), the proof is complete. ■

The sum-rate achieved here is the same as in [7]. However, in [7] the scheme requires a complex channel in order to achieve, per real dimension, the same sum-rate of Lemma 5. This is especially true for $K > 2$. Note, however, that the number of users K is constrained to be an integer power of 2 for the real channel case.

V. CONCATENATED CODING FOR THE SYMMETRIC AWGN-BC WITH NOISY FEEDBACK

In this section, we consider the same concatenated scheme that was described in Section III, but that relies on the linear scheme of Section IV for coding over the symmetric AWGN-BC with noisy feedback. From Section III and by the symmetry of the channel and scheme, if we fix a linear code of blocklength L that works according to the scheme described in Section IV, then any sum rate, R , can be achieved by the concatenated scheme just described if

$$R < \frac{K}{2(\tilde{L} + K - 1)} \log \left(1 + \text{SNR}(\tilde{L}) \right), \quad (38)$$

where $\text{SNR}(\tilde{L})$ is defined by (23).

A. Achievable Sum-Rates For Small Enough Feedback Noise Level

In this section, we discuss the achievable sum-rates for small enough feedback noise variance. From Theorem 1, we know that what is achieved for the noiseless feedback case in Lemma 5 can be achieved for small enough feedback noise level by the concatenated coding scheme. However, for sum-rates close to the bound in Lemma 5, the required inner code blocklength will be larger, and together with small σ_n^2 , makes the choice of $\mu_{i,j}$ in (28) approximately optimal. For such case, and given a value for γ , Lemma 6 and Lemma 7 will be useful for choosing the value of β . We will also use those lemmas to rederive the result of Theorem 1 but using the specifics of the scheme of this section.

Lemma 6. β that satisfies

$$\frac{(1 - \beta^{2K})^2}{K(1 - \beta^2)\beta^{2K}} \leq \frac{\gamma P}{1 + \sigma_n^2}, \quad (39)$$

satisfies the power constraint (30) for any \tilde{L} .

Proof: $e(\tilde{L}, \beta)$ of (30) can be upper bounded as follows

$$e(\tilde{L}, \beta) \leq \frac{(1 - \beta^{2K})^2}{K^2(1 - \beta^2)\beta^{2K}} (\tilde{L} + K - 1).$$

Hence, β that satisfies

$$\frac{(1 - \beta^{2K})^2}{K^2(1 - \beta^2)\beta^{2K}} (\tilde{L} + K - 1) \leq \frac{\gamma(\tilde{L} + K - 1)P}{K(1 + \sigma_n^2)}$$

satisfies (30). ■

Note that for large \tilde{L} , the power lost by assuming the power constraint (39) instead of (30) becomes negligible.

Lemma 7. Let $f(\beta) = \frac{(1 - \beta^{2K})^2}{K(1 - \beta^2)\beta^{2K}}$. Then

- f is a decreasing positive function on $(0, 1)$. Specifically, if $\beta_1, \beta_2 \in (0, 1)$ are such that $\beta_1 < \beta_2$, then $0 < f(\beta_2) < f(\beta_1)$.
- f is a bijective function from $(0, 1)$ to $(0, \infty)$.

Proof: Let f' denote the first derivative of f with respect to β . It can be shown that $f'(\beta) < 0$ for $\beta \in (0, 1)$ if and only if $p(x) > 0$ for $x \in (0, 1)$, where $p(x) = (1 - K)x^{K+1} + Kx^K - (K + 1)x + K$. Now, let p' and p'' denote the first and the second derivatives of p with respect to x , respectively. To show that $p(x) > 0$ for $x \in (0, 1)$, we will use the fact that

$p(1) = 0$ and show that $p(x)$ is strictly decreasing on $(0, 1]$. We have,

$$p'(x) = (1 - K)(K + 1)x^K + K^2x^{K-1} - (K + 1)$$

and

$$p''(x) = x^{K-2}K(K - 1)[K - (K + 1)x].$$

From $p''(x)$, we notice that $p'(x)$ is strictly increasing for $x \in (0, \frac{K}{K+1})$ and is strictly decreasing for $x \in (\frac{K}{K+1}, 1]$, and hence its maximum value on $(0, 1]$ is at $x = \frac{K}{K+1}$. Hence for $x \in (0, 1]$,

$$\begin{aligned} p'(x) &\leq p'\left(\frac{K}{K+1}\right) \\ &= K\left(\frac{K}{K+1}\right)^{K-1} - (K + 1) < 0. \end{aligned}$$

Therefore, $p(x)$ is a strictly decreasing function on $(0, 1]$. But since $p(1) = 0$, then $p(x) > 0$ for $x \in (0, 1)$. So far, we have shown that f is a strictly decreasing function on $(0, 1)$. Now, since f is a continuous function on $(0, 1)$ and since $\lim_{\beta \rightarrow 0} f(\beta) = \infty$ and $\lim_{\beta \rightarrow 1} f(\beta) = 0$, then $f((0, 1)) = (0, \infty)$, and hence the proof is complete. \blacksquare

Theorem 2. For any sum-rate $R < \frac{1}{2} \log(1 + P\phi)$, where ϕ is as defined in Lemma 5, there exists $\epsilon > 0$ such that the same sum-rate R can be achieved by the concatenated coding scheme but with σ_n^2 as large as ϵ .

Proof: For $R = 0$, the proof is trivial. For $R > 0$, choose γ large enough such that $\frac{1}{2} \log(1 + P\gamma\phi) > R$, where $\phi \in [1, K]$ is the solution of

$$(1 + P\gamma\phi)^{K-1} - \left[1 + \frac{P\gamma}{K}\phi(K - \phi)\right]^K = 0.$$

This allows us to choose $\beta \in [0, 1]$ such that $-K \log(\beta) > R$ and $f(\beta) \leq P\gamma$. Choose, $\beta_0 \in [0, 1] > \beta$ such that $-K \log(\beta) > -K \log(\beta_0) > R$. By Lemma 7, there exists $\epsilon_1 > 0$ such that

$$f(\beta_0) \leq \frac{P\gamma}{1 + \epsilon_1}.$$

Define

$$\tilde{R}(\tilde{L}, \sigma_n^2) = \frac{K}{2(\tilde{L} + K - 1)} \log\left(1 + \text{SNR}(\tilde{L}, \sigma_n^2)\right),$$

where $\text{SNR}(\tilde{L}, \sigma_n^2)$ here is given by

$$\text{SNR}(\tilde{L}, \sigma_n^2) = \frac{\frac{1}{K}(1 - \gamma)(\tilde{L} + K - 1)P}{g(\tilde{L}, \beta_0) + \sigma_n^2 h(\tilde{L}, \beta_0)}.$$

Since $\lim_{\tilde{L} \rightarrow \infty} \tilde{R}(\tilde{L}, 0) = -k \log(\beta_0) > R$, there exists \tilde{L}_0 such that

$$\tilde{R}(\tilde{L}_0, 0) > R.$$

There also exists $\epsilon_2 > 0$ such that

$$\tilde{R}(\tilde{L}_0, \epsilon_2) > R.$$

Let $\epsilon = \min\{\epsilon_1, \epsilon_2\}$. Since $\tilde{R}(\tilde{L}_0, \epsilon) \geq \max\{\tilde{R}(\tilde{L}_0, \epsilon_1), \tilde{R}(\tilde{L}_0, \epsilon_2)\}$ and since $f(\beta_0) \leq \frac{P\gamma}{1+\epsilon}$, by (38) and by Lemma 6, we have found γ , β_0 , and \tilde{L}_0 such that the concatenated coding scheme achieves any sum-rate below $\tilde{R}(\tilde{L}_0, \epsilon) > R$ for feedback noise variance as large as ϵ . Hence, R is achieved. ■

B. Inner Code Blocklength

In this section, we find an upper bound on the inner code blocklength required for the concatenated coding scheme to start achieving a certain sum-rate above the no-feedback sum-capacity. To do that, we assume noiseless feedback and make use of the SNR lower bound in Lemma 4 and of Lemma 6. For sum-rates close to the bound in Lemma 5, the upper bound becomes tighter because for larger sum-rates the inner code grows in length which makes $\mu_{i,j}$ in (28) approximately optimal, the power lost in Lemma 6 negligible, and $SNR_{lb}(\tilde{L})$ of Lemma 4 closer to $SNR(\tilde{L})$.

Lemma 8. Fix $\gamma, \beta \in (0, 1)$ such that $-K \log(\beta) > \frac{1}{2} \log(1 + P)$, and let a_{lb} be defined as in Lemma 4. Assume noiseless feedback, i.e., $\sigma_n^2 = 0$. For any sum-rate R such that

$$\frac{1}{2} \log(1 + P) < R < -K \log \beta,$$

let L_0 be the smallest integer \tilde{L} such that

$$\frac{K}{2(\tilde{L} + K - 1)} \log \left(1 + SNR_{lb}(\tilde{L}) \right) \geq R,$$

where $SNR_{lb}(\tilde{L})$ is defined as in Lemma 4. Then

$$L_0 \leq \left\lceil \frac{-W\left(-\frac{a \ln 2}{b} 2^{-\frac{a\epsilon}{b}}\right)}{a \ln 2} - \frac{a}{b} \right\rceil, \quad (40)$$

where

$$a = 2 \left(\frac{R}{K} + \log \beta \right),$$

$$b = a_{lb}(1 - \gamma) 2^{-2\frac{R}{K}(K-1)},$$

$$c = [a_{lb}(1 - \gamma)(K - 1) + 1] 2^{-2\frac{R}{K}(K-1)},$$

and W is the Lambert W function, i.e., $W(x)$ is the solution to $x = W(x)e^{W(x)}$.

Proof: Define

$$R_{lb}(\tilde{L}) = \frac{K}{2(\tilde{L} + K - 1)} \log \left(1 + SNR_{lb}(\tilde{L}) \right),$$

where $SNR_{lb}(\tilde{L})$ is defined as in Lemma 4.

To derive the upper bound on L_0 , we solve for \tilde{L} that satisfies

$$R_{lb}(\tilde{L}) = R.$$

After some manipulations, the preceding equation in \tilde{L} reduces to

$$2^{a\tilde{L}} = b\tilde{L} + c, \quad (41)$$

which is known to have, by substitution, the term inside the ceil operator in (40) as a solution in \tilde{L} .

It can be easily shown that $R_{lb}(1) \leq \frac{1}{2} \log(1+P)$ and that $\lim_{\tilde{L} \rightarrow \infty} R_{lb}(\tilde{L}) = -K \log(\beta)$. Hence, there exists at least one \tilde{L} such that $R_{lb}(\tilde{L}) = R$. Now, let us analyze (41). The left-hand side of the equation is a decreasing exponential function in \tilde{L} because a is negative. The right-hand side is a straight line in \tilde{L} with a positive slope. Hence, (41) can have one real valued solution only, call it \hat{L} . Then, $R_{lb}(\tilde{L}) \geq R$ for all $\tilde{L} \geq \hat{L}$. This validates the use of the ceil operator in (40). ■

Corollary 1. *Let f be defined as in Lemma 7 and ϕ defined as in Lemma 5. For any sum-rate R such that*

$$\frac{1}{2} \log(1+P) < R < \frac{1}{2} \log(1+P\phi),$$

choose $\gamma \in (0, 1)$ such that

$$\gamma > \gamma_{lb} = \frac{1}{P} f(2^{-\frac{R}{K}}). \quad (42)$$

Choose β such that

$$\beta = f^{-1}(\gamma P), \quad (43)$$

where f^{-1} is the inverse of f . For noiseless feedback (i.e., $\sigma_n^2 = 0$), let L_0 be the smallest $\tilde{L} > K$ such that

$$\frac{K}{2(\tilde{L} + K - 1)} \log \left(1 + \text{SNR}^*(\tilde{L}) \right) \geq R, \quad (44)$$

where given \tilde{L} , $\text{SNR}^*(\tilde{L})$ is given by (23) and that follows Lemma 2 and Lemma 3 using optimal γ and β values. Then L_0 can be upper bounded as follows

$$L_0 \leq \max \left\{ K + 1, \left\lceil \frac{-W\left(-\frac{a \ln 2}{b} 2^{-\frac{ac}{b}}\right)}{a \ln 2} - \frac{a}{b} \right\rceil \right\}, \quad (45)$$

where a , b , and c are defined as in Lemma 8 with γ and β values chosen as in (42) and (43).

Proof: First, we choose γ such that the linear coding scheme for the noiseless feedback case can achieve a sum-rate larger than R . To do so, we need

$$-K \log \beta > R.$$

This implies

$$\beta < 2^{-\frac{R}{K}},$$

which also implies that

$$f(\beta) > f(2^{-\frac{R}{K}}).$$

But for $\tilde{L} \rightarrow \infty$, the power constraint of the linear scheme reduces to $f(\beta) = \gamma P$. Then

$$\gamma > \frac{1}{P} f(2^{-\frac{R}{K}}),$$

where the right-hand side is exactly γ_{lb} .

Now, for any $\gamma > \gamma_{lb}$, choosing $\beta = f^{-1}(\gamma P)$ satisfies the power constraint for any $\tilde{L} > K$ (Lemma 6). The proof then follows by Lemma 8. Note that the use of the max function in (45) function is to ensure that the upper bound on L_0 is no smaller than $K + 1$. This is because of the way the linear scheme is constructed that requires $\tilde{L} > K$ for $R > \frac{1}{2} \log(1 + P)$. By the discussion in the proof of Lemma 8, larger blocklength is still a valid upper bound on L_0 . ■

In Fig. 4, we plot \tilde{L}_{ub} , which is the right-hand side of (45), for sum-rates between $C_{nf} + 0.01\Delta$ and $C_{nf} + 0.9\Delta$, where $C_{nf} = \frac{1}{2} \log(1 + \rho)$ and $\Delta = \frac{1}{2} \log(1 + \phi P) - \frac{1}{2} \log(1 + P)$. We consider $P = 10$ and $K = 2$. For each sum-rate point, the γ chosen was $\gamma = \gamma_{lb} + 0.2(1 - \gamma_{lb})$.

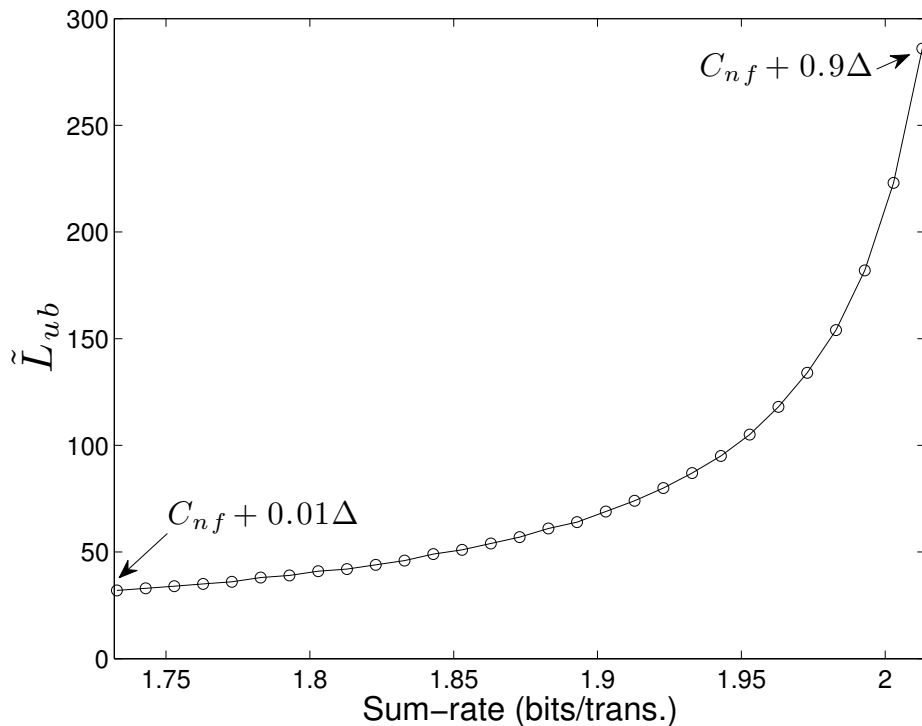


Fig. 4. Upper bound on the \tilde{L} needed for the concatenated coding scheme to start to outperform a certain sum-rate for noiseless feedback. The values of the channel parameters are: $P = 10$ and $K = 2$.

C. Sum-Rate Versus Feedback Noise Level

In this section, we present, using computer experiments for numerical optimization, the achievable sum-rates given a certain feedback noise level. Specifically, we calculated the following

$$R^* = \sup_{\substack{\tilde{L} \in \mathbb{N} \\ \beta \in (0,1) \\ \gamma \in [0,1]}} \frac{K}{2(\tilde{L} + K - 1)} \log \left(1 + SNR^*(\tilde{L}, \beta, \gamma) \right), \quad (46)$$

where given \tilde{L} , β and γ , $SNR^*(\tilde{L}, \beta, \gamma)$ is the SNR at any of the receivers given by (23) and calculated using Lemma 2 and Lemma 3.

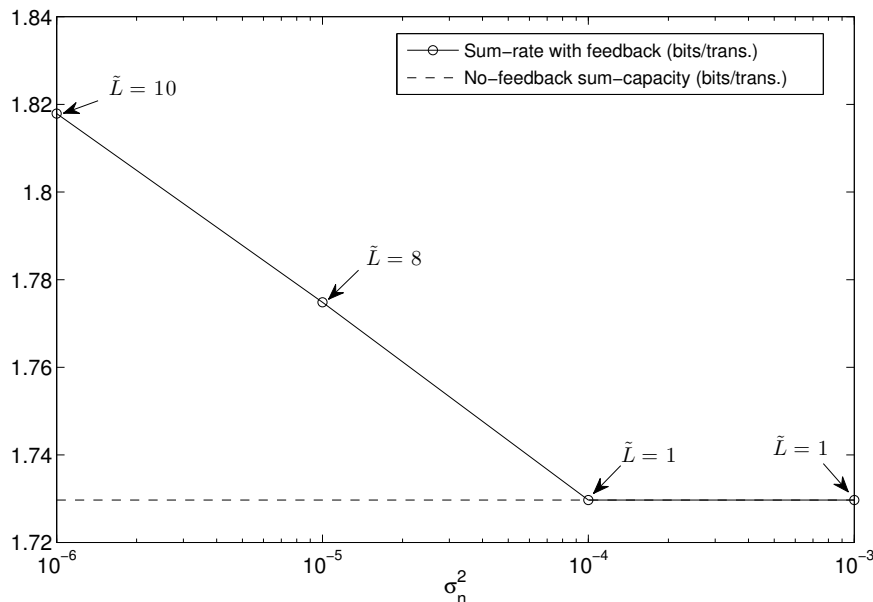


Fig. 5. Comparison between the sum-rates achievable by the proposed concatenated coding scheme and the no-feedback sum-capacity for $P = 10$ and $K = 2$.

In Fig. 5, we plot R^* as a function of σ_n^2 for $P = 10$ and $K = 2$. The chosen points for σ_n^2 are 10^{-6} , 10^{-5} , 10^{-4} , and 10^{-3} . On the curve, the optimal \tilde{L} for each σ_n^2 is also shown. From the plot, we can see that for $\sigma_n^2 = 10^{-3}$ and $\sigma_n^2 = 10^{-4}$, the optimal \tilde{L} is 1, i.e., feedback is not utilized. (It is important to note that for the symmetric AWGN-BC orthogonal signaling is optimal for open-loop coding, which is encompassed by our scheme by having $\tilde{L} = 1$ and $\gamma = 0$). However, for $\sigma_n^2 = 10^{-5}$ and $\sigma_n^2 = 10^{-6}$, the concatenated coding scheme outperforms the no-feedback sum-capacity with optimal values for \tilde{L} of 8 and 10, respectively. Note that as $\sigma_n^2 \rightarrow 0$, R^* should approach the bound in Lemma 5 with the optimal $\tilde{L} \rightarrow \infty$. On the other hand, for all values of σ_n^2 greater than 10^{-3} , the optimal \tilde{L} should remain equal to 1 (with $\gamma = 0$), at which open-loop coding outperforms the use of feedback information.

VI. CONCATENATED CODING FOR THE TWO-USER AWGN-BC WITH ONE NOISY FEEDBACK LINK

In this section, we present a concatenated coding scheme for the two-user AWGN-BC with one noisy feedback link that uses the scheme presented in [13], which we will call the Bhaskaran scheme, with some modifications as an inner code. We will

show that any rate tuple achieved by the Bhaskaran scheme for the noiseless feedback case, can be achieved by concatenated coding for the noisy feedback case if the noise variance in the feedback link is sufficiently small but not necessarily zero.

The channel setup at hand is the same as in Section II-A, but with $K = 2$ and only one feedback link from one of the receivers. Without loss of generality, we will assume that receiver 1 has a feedback link to the transmitter and no feedback link from receiver 2. To follow the same channel description of Section II-A, we can equivalently set $\sigma_{n_2}^2 := \infty$ to render the feedback information from receiver 2 useless.

A. Bhaskaran Scheme

First, we start by a quick description of the original Bhaskaran scheme [13] that was designed for the noiseless feedback case. The transmitter forms two signals each intended to a respective receiver, and then transmits the sum of the two signals. Let the signal intended to receiver 1 at time ℓ be $x_1[\ell]$ and that of receiver 2 be $x_2[\ell]$. Then, $x[\ell] = x_1[\ell] + x_2[\ell]$.

For the receiver with the feedback link, which is assumed to be receiver 1, to form $x_1[\ell]$, the transmitter will use the linear feedback scheme presented in [15], which is an extension of the S-K scheme [2], but for the Costa channel [16] where $x_2[\ell]$ is considered to be the interfering signal and $z_1[\ell]$ is considered to be the noise. Assuming a fraction $\delta \in [0, 1]$ of the power is allocated to $x_1[\ell]$, and let $P_1 = \delta P$, then rates up to R_1^{pf} are achievable to receiver 1, where

$$R_1^{pf} = \frac{1}{2} \log \left(1 + \frac{P_1}{\sigma_{z_1}^2} \right). \quad (47)$$

On the other hand, receiver 2 will have a fraction of the power $P_2 = (1 - \delta)P$ and will consider $x_1[\ell]$ as noise. Receiver 2 will ignore the first transmission, $x[1]$. By the structure of the S-K scheme, $x_1[2], x_1[3], \dots$ is a colored Gaussian process, hence the transmitter will form $x_2[\ell]$ as the output of an open loop coding scheme for the additive colored Gaussian noise channel, where the noise sequence is $\{x_1[\ell] + z_2[\ell]\}_{\ell > 1}$. Using water-filling in the frequency domain as described in [17], it is shown in [13] that any rate below R_2^{pf} is achievable to receiver 2, where

$$R_2^{pf} = \begin{cases} \int_0^{\frac{1}{2}} \log \left(\frac{2g(0) + P_2}{\tilde{\sigma}_{z_2}^2(f)} \right) df, & \text{if } 2g(0) + P_2 > \tilde{\sigma}_{z_2}^2(0) \\ \int_0^{\frac{1}{2}} \log \left(\frac{\tilde{\sigma}_{z_2}^2(a)}{\tilde{\sigma}_{z_2}^2(f)} \right) df, & \text{otherwise,} \end{cases} \quad (48)$$

and

$$\tilde{\sigma}_{z_2}^2(f) = \sigma_{z_2}^2 + \frac{P_1(\alpha^2 - 1)}{\alpha^2 + 1 - 2\alpha \cos(2\pi f)}, \quad (49)$$

$$g(x) = \int_x^{\frac{1}{2}} \log(\tilde{\sigma}_{z_2}^2(f)) df, \quad (50)$$

$\alpha = \sqrt{1 + P_1/\sigma_{z_1}^2}$ and a is solution of $(1 - 2a)\tilde{\sigma}_{z_2}^2(a) - 2g(a) = P_2$ [13].

B. Noisy-Bhaskaran Scheme

We discuss here some modifications on the Bhaskaran scheme [13] to accommodate the presence of noise in the feedback link. We will call the modified scheme Noisy-Bhaskaran. The necessary modifications are the following:

- 1) The transmitter in the original Bhaskaran scheme forms $x_1[\ell]$ as a linear combination of $z_1[1], z_1[2], \dots, z_1[\ell - 1]$ for $\ell \geq 2$. For the noisy feedback case, the transmitter does not know $z_1[1], z_1[2], \dots, z_1[\ell - 1]$, however it has knowledge of $z_1[1] + n_1[1], z_1[2] + n_1[2], \dots, z_1[\ell - 1] + n_1[\ell - 1]$. We will assume that the transmitter uses the sequence $z_1[1] + n_1[1], z_1[2] + n_1[2], \dots, z_1[\ell - 1] + n_1[\ell - 1]$ thinking it is $z_1[1], z_1[2], \dots, z_1[\ell - 1]$, and for forming the scaling coefficients uses $\sigma_{z_1}^2 + \sigma_{n_1}^2$ instead of $\sigma_{z_1}^2$. Another way to think of this, is that the transmitter will be forming $x_1[\ell]$ exactly as if the channel at hand was of forward noise $z_1[\ell] + n_1[\ell]$ to receiver 1 and of noiseless feedback. Receiver 1 will form the estimate of the message point θ exactly as in the original Bhaskaran scheme assuming the transmitter is operating for noiseless feedback.
- 2) For receiver 2, following the previous step the sequence $x_1[2], x_1[3], \dots$ is still a Gaussian process whose covariance matrix is as described in [13] but with $\sigma_{z_1}^2$ replaced by $\sigma_{z_1}^2 + \sigma_{n_1}^2$.

For the receiver with feedback, the message is mapped to a parameter θ for linear coding. Since for receiver 2 we are using open loop coding, the transmitter decides on a codeword corresponding to the message, call it W_2 , intended to receiver 2 before starting transmission. Hence, $x_2[1], x_2[2], \dots$, and $x_2[L]$ are known to the transmitter before transmission. In Bhaskaran scheme, as in [15], the transmitter forms $x_1[\ell]$ exactly as in the S-K scheme except that interference is subtracted in the first transmission. We will now follow a similar vector representation as Section II for receiver 1 by assuming that interference from $x_2[\ell]$ is not present. Let $\hat{\theta}$ be the estimate of θ at receiver 1, then, and similar to (4), we can write

$$\hat{\theta} = \mathbf{q}_1^T \mathbf{g}_1 \theta + \mathbf{q}_1^T (\mathbf{I} + \mathbf{F}_1) \mathbf{z}_1 + \mathbf{q}_1^T \mathbf{F}_1 \mathbf{n}_1, \quad (51)$$

where \mathbf{I} is the identity matrix. The receive SNR at receiver 1 can be written as

$$SNR(L, \sigma_{n_1}^2) = \frac{(\mathbf{q}_1^T \mathbf{g}_1)^2 E[\theta^2]}{\sigma_{z_1}^2 \|\mathbf{q}_1^T (\mathbf{I} + \mathbf{F}_1)\|^2 + \sigma_{n_1}^2 \|\mathbf{q}_1^T \mathbf{F}_1\|^2}, \quad (52)$$

where the dependence of the SNR on L and $\sigma_{n_1}^2$ was made explicit. Note that the second argument of $SNR(L, \sigma_{n_1}^2)$ only captures $\sigma_{n_1}^2$ that explicitly appears in (52), i.e., it does not capture the possible dependence of \mathbf{q}_1 , \mathbf{g}_1 , or \mathbf{F}_1 on $\sigma_{n_1}^2$.

We will assume that the power spent for interference subtraction in the first transmission will be taken out from the power allocated to $x_1[k]$. For blocklength of L , the total power available to $x_1[\ell]$ is LP_1 . Assume that the power spent for interference subtraction is $\delta_{IS}(L)LP_1$, where $\delta_{IS}(L)$ is a function of L with range $[0, 1]$. Although $\delta_{IS}(L)$ may have to be larger than 1 for small L , for our purposes we will set $\delta_{IS}(L) = 1$ when interference subtraction requires $\delta_{IS}(L) > 1$, which we will only happen for small L because, and as discussed in [15] and [13], $\delta_{IS}(L)LP_1 \rightarrow 0$ as $L \rightarrow \infty$. Now, we can write the power constraint on the feedback scheme as such

$$\mathbf{g}_1^T \mathbf{g}_1 E[\theta^2] + (\sigma_{z_1}^2 + \sigma_{n_1}^2) \|\mathbf{F}_1\|_F^2 \leq L(1 - \delta_{IS}(L))P_1. \quad (53)$$

Finally, we like to note that constructing \mathbf{g}_1 , \mathbf{q}_1 , and \mathbf{F}_1 as in the Bhaskaran scheme, it can be shown that

$$\lim_{L \rightarrow \infty} \frac{1}{2L} \log(1 + SNR(L, 0)) = R_1^{pf}. \quad (54)$$

C. Concatenated Coding Scheme

The concatenated coding scheme we will present here is similar to the scheme described in Section III with slight modification to accommodate the use of open loop coding in the inner code.

Consider that we are using the Noisy-Bhaskaran scheme for a finite blocklength of L . From (51), we observe that for finite blocklength L , the stochastic relation between θ and $\hat{\theta}$ can be modeled as an effective scalar AWGN channel without feedback whose input is θ and output is $\hat{\theta}$. The SNR of this effective channel, which in this case is a scalar AWGN channel without feedback, is given by (52). Similar to Section III, using open-loop coding for the AWGN channel to code over the latter effective channel, we can achieve any rate $R_1 \geq 0$ to receiver 1 satisfying

$$R_1 < \frac{1}{2L} \log(1 + \text{SNR}(L, \sigma_{n_1}^2)), \quad (55)$$

where $\text{SNR}(L, \sigma_{n_1}^2)$ is as defined in (52). Note that if (53) is satisfied by the Noisy-Bhaskaran scheme for blocklength of L , then the overall code (i.e., with open-loop coding) satisfies the average power constraint P_1 of receiver 1.

Now, assume that for the open loop code of receiver 2, the codewords are of length L and the codebook is of size $2^{LR'_2}$, where $R'_2 \in [0, \infty]$. For convenience, we will assume that $2^{LR'_2}$ is an integer. Note that all the codewords of the codebook have their first entry equal to zero. Assume that the message W_2 intended to receiver 2 is in $\{w_1, w_2, \dots, w_{2^{LR'_2}}\}$. Let the decision of the decoder at receiver 2 be \hat{W}_2 whose range is $\{w_1, w_2, \dots, w_{2^{LR'_2}}\}$. The stochastic relation between W_2 and \hat{W}_2 can be modeled as a discrete memoryless channel (DMC) with input and output alphabet $\{w_1, w_2, \dots, w_{2^{LR'_2}}\}$ and transitional probabilities given by

$$p(w_i|w_j) = \Pr\{\hat{W}_2 = w_i|W_2 = w_j\}, \quad (56)$$

where $i, j \in \{1, 2, \dots, 2^{LR'_2}\}$. Thus, if we use an open loop encoder for coding over the latter effective DMC, we can achieve any rate $R_2 \geq 0$ to receiver 2 if

$$R_2 < \frac{1}{L} \max_{p_{W_2}} I(W_2; \hat{W}_2), \quad (57)$$

where p_{W_2} is the probability mass function of W_2 , and $I(W_2; \hat{W}_2)$ is the average mutual information between W_2 and \hat{W}_2 .

Theorem 3. *For any rate tuple (R_1, R_2) such that $R_1 < R_1^{pf}$ and $R_2 < R_2^{pf}$, there exists $\epsilon > 0$ such that (R_1, R_2) is achievable by the concatenated coding scheme over the AWGN-BC with a single noisy feedback link from receiver 1 with feedback noise variance $\sigma_{n_1}^2$ as large as ϵ .*

Proof: Choose $\epsilon_1 > 0$ such that

$$R_2 < R_2^{pf} \left(\frac{P_2}{\sigma_{z_2}^2}, \sigma_{z_1}^2 + \epsilon_1 \right) \leq R_2^{pf} \left(\frac{P_2}{\sigma_{z_2}^2}, \sigma_{z_1}^2 \right), \quad (58)$$

where the dependence of R_2^{pf} on $P_1/\sigma_{z_2}^2$ and $\sigma_{z_1}^2$ was made explicit.

For the Bhaskaran scheme designed for a channel similar to the given channel but with forward noise variance to receiver

1 of $\sigma_{z_1}^2 + \epsilon_1$ instead of $\sigma_{z_1}^2$, we fix a sequence of codes for receiver 2 that achieves R'_2 , where R'_2 is such that

$$R_2 < R'_2 < R_2^{pf} \left(\frac{P_2}{\sigma_{z_2}^2}, \sigma_{z_1}^2 + \epsilon_1 \right). \quad (59)$$

Let the capacity of the effective DMC for each code of this sequence and that has blocklength L be $\max_{p_{W_2}} \tilde{I}(W_2(L); \hat{W}_2(L))$, then

$$\lim_{L \rightarrow \infty} \frac{1}{L} \max_{p_{W_2}} \tilde{I}(W_2(L); \hat{W}_2(L)) > R_2, \quad (60)$$

where the dependence of W_2 and \hat{W}_2 on L was made explicit. For convenience, we assume the limit in (60) exists. If the limit does not exist, limit superior can be used instead and the proof will require very small changes to accomodate that.

Choose L_1 such that

$$R_1 < \frac{1}{2} \log \left(1 + \frac{(1 - \delta_{IS}(L_1))P_1}{\sigma_{z_1}^2} \right), \quad (61)$$

where δ_{IS} corresponds to subtracting interference from the sequence of codes we have just fixed. Using the S-K scheme but for $(1 - \delta_{IS}(L_1))P_1$ power available to receiver 1 instead of P_1 , we have

$$\lim_{L \rightarrow \infty} \frac{1}{2L} \log (1 + \overline{SNR}(L, 0)) = \frac{1}{2} \log \left(1 + \frac{(1 - \delta_{IS}(L_1))P_1}{\sigma_{z_1}^2} \right), \quad (62)$$

where \overline{SNR} here is given by (52) and its \mathbf{g}_1 , \mathbf{F}_1 , and \mathbf{q}_1 matrices are constructed according to the S-K scheme that is designed for power constraint of $(1 - \delta_{IS}(L_1))P_1$.

Now, choose L_0 such that

- 1) $\delta_{IS}(L_0) \leq \delta_{IS}(L_1)$
- 2) $R_1 < \frac{1}{2L_0} \log (1 + \overline{SNR}(L_0, 0))$
- 3) $R_2 < \frac{1}{L_0} \max_{p_{W_2}} \tilde{I}(W_2(L_0); \hat{W}_2(L_0))$.

To find such L_0 , we find an L that satisfies each of three the conditions separately and then choose the largest among them. Specifically,

- 1) $\delta_{IS}(L)$ is monotonically decreasing in L and so any $L_0 \geq L_1$ suffice. Let our choice be $L_0^{(1)}$.
- 2) By (62) and by the definition of the limit, there exists $L_0^{(2)}$ such that for any $L \geq L_0^{(2)}$ we have $R_1 < \frac{1}{2L} \log (1 + \overline{SNR}(L, 0))$.
- 3) By (60) and by the definition of the limit, there exists $L_0^{(3)}$ such that for any $L \geq L_0^{(3)}$ we have $R_2 < \frac{1}{L} \max_{p_{W_2}} \tilde{I}(W_2(L); \hat{W}_2(L))$.

Then, $L_0 = \max\{L_0^{(1)}, L_0^{(2)}, L_0^{(3)}\}$ would satisfy the three conditions together.

Let $\mathbf{g}_1^{(L_0)}$, $\mathbf{F}_1^{(L_0)}$, and $\mathbf{q}_1^{(L_0)}$ be the matrices of the S-K scheme we are using but for blocklength L_0 . Note that $\mathbf{g}_1^{(L_0)}$ and $\mathbf{F}_1^{(L_0)}$ satisfy

$$\mathbf{g}_1^{(L_0)T} \mathbf{g}_1^{(L_0)} E[\theta^2] + \sigma_{z_1}^2 \|\mathbf{F}_1^{(L_0)}\|_F^2 \leq L_0(1 - \delta_{IS}(L_1))P_1. \quad (63)$$

Choose $0 < \epsilon_2 \leq \epsilon_1$ and \mathbf{g}'_1 (also with the only non-zero entry in the first position) such that

$$\mathbf{g}'_1{}^T \mathbf{g}'_1 E[\theta^2] + (\sigma_{z_1}^2 + \epsilon_2) \|\mathbf{F}_1^{(L_0)}\|_F^2 \leq L_0(1 - \delta_{IS}(L_1))P_1 \quad (64)$$

and

$$R_1 < \frac{1}{2L_0} \log(1 + SNR'(L_0, \epsilon_2)), \quad (65)$$

where SNR' is the same as \overline{SNR} but with $\mathbf{g}_1^{(L_0)}$ replaced with \mathbf{g}'_1 . It can be shown that such \mathbf{g}'_1 and ϵ_2 exist by a similar argument as in the proof of Theorem 1. Let \mathbf{F}'_1 be of construction similar to $\mathbf{F}_1^{(L_0)}$ but with $\sigma_{z_2}^2$ replaced with $\sigma_{z_2}^2 + \epsilon$ in its construction, where $0 < \epsilon \leq \epsilon_2$ is such that

$$R_1 < \frac{1}{2L_0} \log(1 + SNR''(L_0, \epsilon_2)), \quad (66)$$

and SNR'' is the same as SNR' but with $\mathbf{F}_1^{(L_0)}$ replaced with \mathbf{F}'_1 . Since $\|\mathbf{F}_1^{(L_0)}\|_F^2 \geq \|\mathbf{F}'_1\|_F^2$ (by the construction of the S-K scheme) and $0 < \epsilon \leq \epsilon_2$, we have

$$\mathbf{g}_1'^T \mathbf{g}'_1 E[\theta^2] + (\sigma_{z_1}^2 + \epsilon) \|\mathbf{F}'_1\|_F^2 \leq L_0(1 - \delta_{IS}(L_1))P_1 \quad (67)$$

and

$$R_1 < \frac{1}{2L_0} \log(1 + SNR''(L_0, \epsilon)). \quad (68)$$

For the Noisy-Bhaskaran scheme of blocklength L_0 and over the given channel but with $\sigma_{n_1}^2 = \epsilon > 0$, we have found

- For receiver 1: \mathbf{F}'_1 , \mathbf{g}'_1 , and $\mathbf{q}_1^{(L_0)}$ such that

$$R_1 < \frac{1}{2L_0} \log(1 + SNR''(L_0, \epsilon)) \quad (69)$$

and

$$\mathbf{g}_1'^T \mathbf{g}'_1 E[\theta^2] + (\sigma_{z_1}^2 + \epsilon) \|\mathbf{F}'_1\|_F^2 \leq L_0(1 - \delta_{IS}(L_1))P_1 \quad (70)$$

$$\leq L_0(1 - \delta_{IS}(L_0))P_1. \quad (71)$$

- For receiver 2: a code of blocklength L_0 that satisfies

$$R_2 < \frac{1}{L_0} \max_{pw_2} I(W_2(L_0); \hat{W}_2(L_0)) \quad (72)$$

for the case of forward noise variance to receiver 1 of $\sigma_{z_1}^2 + \epsilon_1$ that requires no larger than $\delta_{IS}(L_0)L_0P$ power to be subtracted. Hence, there exists a code of length L_0 for the case of $\sigma_{z_1}^2 + \epsilon \leq \sigma_{z_1}^2 + \epsilon_1$ that requires no larger than $\delta_{IS}(L_0)L_0P$ power for interference subtraction and is such that

$$R_2 < \frac{1}{L_0} \max_{pw_2} I'(W_2(L_0); \hat{W}_2(L_0)), \quad (73)$$

where $\max_{pw_2} I'(W_2(L_0); \hat{W}_2(L_0))$ is the capacity of the effective DMC of the new code for the case of $\sigma_{z_1}^2 + \epsilon$.

Therefore, by using concatenated coding as presented in Section VI-C over the Noisy-Bhaskaran scheme of blocklength L_0 just described, the rate tuple (R_1, R_2) is achievable for $\sigma_{n_1}^2$ as large as ϵ . ■

In [10], the same channel was considered, and in particular the symmetric case. For high forward channel SNR, the scheme in

[10] showed improvements on the no-feedback sum-capacity for feedback noise level as large as forward noise level. However, for low, but still practical, forward channel SNR, the scheme in [10] shows negligible improvement on the no-feedback sum-capacity even for the noiseless feedback case. The result of Theorem 3 is an improvement on that, albeit for small feedback noise level.

VII. CONCLUSION

In this paper, we have used a concatenated coding design that uses linear feedback schemes as inner codes to achieve rate tuples for the K -user AWGN-BC with noisy feedback outside the no-feedback capacity region. We have shown an achievable rate region of linear feedback schemes for the noiseless feedback case to be achievable by the concatenated coding scheme for sufficiently small feedback noise level. We also presented a linear feedback scheme for the symmetric K -user AWGN-BC with noisy feedback that was used as an inner code in the concatenated coding scheme that was itself optimized to achieve sum-rates above the no-feedback sum-capacity. The concatenated coding design was also applied to the two-user AWGN-BC with a single noisy feedback link from one of the receivers.

REFERENCES

- [1] M. Dohler, R. Heath, A. Lozano, C. Papadias, and R. Valenzuela, "Is the PHY layer dead?" *IEEE Communications Magazine*, vol. 49, no. 4, pp. 159–165, April 2011.
- [2] J. Schalkwijk and T. Kailath, "A coding scheme for additive noise channels with feedback—I: No bandwidth constraint," *IEEE Transactions on Information Theory*, vol. 12, no. 2, pp. 172–182, April 1966.
- [3] C. Shannon, "Probability of error for optimal codes in a Gaussian channel," *Bell System Technical Journal*, vol. 38, pp. 611–656, May 1959.
- [4] L. H. Ozarow and S. K. Leung-Yan-Cheong, "An achievable region and outer bound for the Gaussian broadcast channel with feedback," *IEEE Transactions on Information Theory*, vol. 30, pp. 667–671, July 1984.
- [5] G. Kramer, "Feedback strategies for white Gaussian interference networks," *IEEE Transactions on Information Theory*, vol. 48, pp. 1423–1438, June 2002.
- [6] N. Elia, "When Bode meets Shannon: Control-oriented feedback communication schemes," *IEEE Transactions on Automatic Control*, vol. 49, no. 9, pp. 1477–1488, September 2004.
- [7] E. Ardestanizadeh, P. Minero, and M. Franceschetti, "LQG control approach to Gaussian broadcast channels with feedback," *IEEE Transactions on Information Theory*, vol. 58, no. 8, pp. 5267–5278, August 2012.
- [8] Y.-H. Kim, A. Lapidoth, and T. Weissman, "The Gaussian channel with noisy feedback," in *Proceedings of IEEE International Symposium on Information Theory*, June 2007, p. 14161420.
- [9] Z. Chance and D. J. Love, "Concatenated coding for the AWGN channel with noisy feedback," *IEEE Transactions on Information Theory*, vol. 57, no. 10, pp. 6633–6649, October 2011.
- [10] R. Venkataramanan and S. S. Pradhan, "An achievable rate region for the broadcast channel with feedback," *CoRR*, vol. abs/1105.2311, 2011.
- [11] O. Shayevitz and M. Wigger, "On the capacity of the discrete memoryless broadcast channel with feedback," *IEEE Transactions on Information Theory*, vol. 59, no. 3, pp. 1329–1345, March 2013.
- [12] G. Dueck, "Partial feedback for two-way and broadcast channels," *Information and Control*, vol. 46, pp. 1–15, July 1980.
- [13] S. Bhaskaran, "Gaussian broadcast channel with feedback," *IEEE Transactions on Information Theory*, vol. 54, no. 11, pp. 5252–5257, November 2008.
- [14] G. D. Forney, *Concatenated Codes*, 1st ed. The M.I.T. Press, 1966.
- [15] N. Merhav and T. Weissman, "Coding for the feedback Gel'fand-Pinsker channel and the feedforward Wyner-Ziv source," *IEEE Transactions on Information Theory*, vol. 52, no. 9, pp. 4207–4211, September 2006.
- [16] M. H. M. Costa, "Writing on dirty paper (corresp.)," *IEEE Transactions on Information Theory*, vol. 29, no. 3, pp. 439–441, May 1983.
- [17] T. M. Cover and J. A. Thomas, *Elements of Information Theory*. New York: Wiley, 1991.