

# A Random Matrix Approach to Differential Privacy and Structure Preserved Social Network Graph Publishing

Faraz Ahmed, Rong Jin and Alex X. Liu  
Department of Computer Science and Engineering  
Michigan State University  
East Lansing, Michigan, USA  
{farazah, rongjin, alexliu}@cse.msu.edu

## ABSTRACT

Online social networks are being increasingly used for analyzing various societal phenomena such as epidemiology, information dissemination, marketing and sentiment flow. Popular analysis techniques such as clustering and influential node analysis, require the computation of eigenvectors of the real graph's adjacency matrix. Recent de-anonymization attacks on Netflix and AOL datasets show that an open access to such graphs pose privacy threats. Among the various privacy preserving models, *Differential privacy* provides the strongest privacy guarantees.

In this paper we propose a privacy preserving mechanism for publishing social network graph data, which satisfies differential privacy guarantees by utilizing a combination of theory of random matrix and that of differential privacy. The key idea is to project each row of an adjacency matrix to a low dimensional space using the random projection approach and then perturb the projected matrix with random noise. We show that as compared to existing approaches for differential private approximation of eigenvectors, our approach is computationally efficient, preserves the utility and satisfies differential privacy. We evaluate our approach on social network graphs of Facebook, Live Journal and Pokec. The results show that even for high values of noise variance  $\sigma = 1$  the clustering quality given by normalized mutual information gain is as low as 0.74. For influential node discovery, the propose approach is able to correctly recover 80% of the most influential nodes. We also compare our results with an approach presented in [43], which directly perturbs the eigenvector of the original data by a Laplacian noise. The results show that this approach requires a large random perturbation in order to preserve the differential privacy, which leads to a poor estimation of eigenvectors for large social networks.

## Keywords

Differential Privacy, Social Networks, Privacy Preserving Data Publishing

Permission to make digital or hard copies of all or part of this work for personal or classroom use is granted without fee provided that copies are not made or distributed for profit or commercial advantage and that copies bear this notice and the full citation on the first page. To copy otherwise, to publish, to post on servers or to redistribute to lists, requires prior specific permission and/or a fee.

Copyright 20XX ACM X-XXXXX-XX-X/XX/XX ...\$15.00.

## 1. INTRODUCTION

### 1.1 Background and Motivation

Online Social Networks (OSNs) have become an essential part of modern life. Billions of users connect and share information using OSNs such as Facebook and Twitter. Graphs obtained from these OSNs can provide useful insights on various fundamental societal phenomena such as epidemiology, information dissemination, marketing, and sentiment flow [1,8,16,35,36]. Various analysis methods [6,9,15,26,28] have been applied to OSNs by explicitly exploring its graph structure, such as clustering analysis for automatically identifying online communities and node influence analysis for recognizing the influential nodes in social networks. The basis of all these analysis is to represent a social network graph by an adjacency matrix and then represent individual nodes by vectors derived from the top eigenvectors of the adjacency matrix. Thus, all these analysis methods require real social network graphs.

Unfortunately, OSNs often refuse to publish their social network graphs due to privacy concerns. Social network graphs contain sensitive information about individuals such as an user's topological characteristics in a graph (*e.g.*, number of social ties, influence in a community, etc). From the user perspective, the sensitive information revealed from a social network graph can be exploited in many ways such as the propagation of malware and spam [41]. From the OSN perspective, disclosing sensitive user information put them in the risk of violating privacy laws. A natural way to bridge the gap is to anonymize original social network graphs (by means such as removing identifiers) and publish the anonymized ones. For example, Netflix published anonymized movie ratings of 500,000 subscribers and AOL published search queries of 658,000 users [19,32]. However, such anonymization is vulnerable to privacy attacks [2,33] where attackers can identify personal information by linking two or more separately innocuous databases. For example, recently, de-anonymization attacks were successful on Netflix and AOL datasets, which resulted in Netflix and AOL being sued [19,32].

### 1.2 Problem Statement

In this paper, we aim to develop a scheme for publishing social network graphs with differential privacy guarantees. The concept of differential privacy was raised in the context of statistical database, where a trusted party holds a dataset  $D$  containing sensitive information (*e.g.* medical records) and wants to publish a dataset  $D'$  that provides the same

global statistical information as  $D$  while preserving the privacy information of each individual user. Recently, differential privacy has become the widely accepted criteria for privacy preserving data publishing because it provides robust privacy guarantees for publishing sensitive data [10–12].

This privacy preserving social graph publishing scheme should satisfy the following two requirements. First, the published data should maintain the utility of the original data. As many analysis of social networks are based on the top eigenvectors of the adjacency matrices derived from social networks, the utility of the published data will be measured by how well the top eigenvectors of the published data can be approximated to the eigenvectors of the original data. Second, the scheme should achieve the desired privacy guarantees, *i.e.*, an adversary should learn nothing more about any individual from the published data, regardless of the presence or absence of an individual’s record in the data. We emphasize that these two goals are often conflicting: to preserve the differential privacy of individuals, a sufficiently large amount of random noise has to be added to the published data, which could potentially result in a large error in approximating the top eigenvectors of the original data. Our goal is to achieve a best tradeoff between privacy and utility.

### 1.3 Limitations of Prior Art

A few schemes have been developed to approximate eigenvectors and eigenvalues of matrices in a differential private manner [20] [7, 24]. Their main idea is to perturb the original matrices by adding random noise and then publish the perturbed matrices. The key limitation of this approach is that given  $n$  users in the social network, they have to publish a large *dense* matrix of size  $n \times n$ , leading to a high cost in both computation and storage space. Recently, Wang *et al.* proposed to perturb the eigenvectors of the original matrices by adding random noises and then publish the perturbed eigenvectors [43]. If we are interested in the first  $k$  eigenvectors of the adjacency matrix, where  $k \ll n$ , we only need to publish a matrix of size  $n \times k$ . Although this reduces computation cost and storage space, it requires a large amount of random perturbation in order to preserve differential privacy, which leads to poor estimation of eigenvectors for large social networks.

### 1.4 Proposed Approach

We propose a random matrix approach to address the above limitations by leveraging the theories of random matrix and differential privacy. Our key idea is to first project each row of an adjacency matrix into a low dimensional space using random projection, and then perturb the projected matrix with random noise, and finally publish the perturbed and projected matrix. The random projection is critical in our approach. First, it reduces the dimensionality of the matrix to be published, avoiding the difficulty of publishing a large dense matrix. Second, according to the theory of random matrix [18], the random projection step allows us to preserve the top eigenvectors of the adjacency matrix. Third, the random projection step by itself has the ability of achieving differential privacy, which makes it possible to ensure differential privacy in the second step by introducing a *small* random perturbation [3, 34].

### 1.5 Validation of Proposed Approach

To validate our differential private random matrix approach and to illustrate the utility preservation of eigenspectrum, we perform experiments over graphs obtained from Facebook, Live Journal and Pokec social networks. We analyze the impact of perturbation by evaluating the utility of the published data for two different applications which require spectral information of a graph. First, we consider clustering of social networks, which has been widely used for community detection in social networks. We choose spectral clustering algorithm in our study, which depends on the eigenvectors of the adjacency matrix. Next, we examine the problem of identifying the ranks of influential nodes in a social network graph.

## 1.6 Key Contributions

We make three key contributions in this paper. First, we propose a random projection approach which utilizes random matrix theory to reduce the dimensions of the adjacency matrix and achieves differential privacy by adding small amount of noise. As online social networks consists of millions or even billions of nodes, it is crucial to minimize computational cost and storage space. The dimensionality reduction reduces the computational cost of the algorithm and small noise addition maintains the utility of the data. Second, we formally prove that our scheme achieves differential privacy. We also provide theoretical error bounds for approximating top- $k$  eigenvectors. Finally, we perform evaluation by analyzing the utility of the published data for two different applications which require spectral information of a graph. We consider clustering of social networks and the problem of identifying the ranks of influential nodes in a social network graph. We also compare our results with an approach presented in [43], which directly perturbs the eigenvector of the original data by a Laplacian noise.

## 2. RELATED WORK

### 2.1 Differential Privacy

The seminal work of D. Work *et al.* [10], on differential privacy provides formal privacy guarantees that do not depend on an adversary’s background knowledge. The notion of differential privacy was developed through a series of research work presented in [4, 14, 27]. Popular differential private mechanisms which are used in publishing sensitive data include Laplace mechanism [14] and the Exponential mechanism [30]. Several other mechanisms have been proposed, a general overview of the research work on differential privacy can be found in [3, 13].

### 2.2 Differential Privacy in Social Networks

Many efforts have been made towards publishing differential private graph data. A work presented in [37] seeks a solution to share meaningful graph datasets, based on  $dk$ -*graph* model, while preserving differential privacy. Another work in preserving the degree distribution of a social network graph is presented in [21]. In [31], differential privacy on a graph is guaranteed by perturbing Kronecker model parameters. In [27], the authors developed a differential private algorithm that preserves distance between any two samples in a given database. Although these studies deal with differential private publication of social network data, none of them address the utility of preserving the eigenvectors of the graph, the central theme of this work.

Recently, several algorithms were proposed, mostly in the theoretical community, for publishing a differential private copy of the data that preserves the top eigenvectors of the original dataset. In [4], the authors propose to publish the covariance matrix of the original data contaminated by random noise. In [3, 34], the authors show that random projection by itself can preserve both the differential privacy and the eigen spectrum of a given matrix provided appropriate modification is made to the original matrix. In [34], the authors also present a randomized response approach which achieves the preservation of differential privacy and top eigenvectors by inverting each feature attribute with a fixed probability. The main drawback of applying these approaches to social network analysis is their high demand in both computation and storage space. In particular, all these approaches require, either explicitly or implicitly, generating a large dense matrix of size  $n \times n$ , where  $n$  is the number of users in the network. For a social network of 10 million users, they need to manipulate a matrix of size  $10^{14}$ , which requires a storage space of a few petabytes. In contrast, for the same social network, if we assume most users have no more than 100 links, the graph of social network can be represented by a *sparse* matrix that consumes only several gigabytes memory.

Besides publishing a differential private copy of data, an alternative approach is to publish differential privacy preserved eigenvectors. In [43], the authors propose to publish eigenvectors perturbed by Laplacian random noise, which unfortunately requires a large amount of random perturbation for differential privacy preservation and consequentially leads to a poor utility of data. An iterative algorithm was proposed in [20] to compute differential private eigenvectors. It generates large dense matrix of  $n \times n$  at each iteration, making it unsuitable for large-scale social network analysis. Sampling approaches based on the exponential mechanism are proposed in [7, 24] for computing differential private singular vectors. Since these approaches require sampling very high dimensional vectors from a random distribution, they are computationally infeasible for large social networks.

### 3. DIFFERENTIAL PRIVATE PUBLICATION OF SOCIAL NETWORK GRAPH BY RANDOM MATRIX

In this section, we first present the proposed approach for differential private publication of social network graph based on the random matrix theory. We then present its guarantee on differential privacy and the approximation of eigenvectors.

Let  $G$  be a binary graph representing the connectivity of a social network, and let  $A \in \{0, 1\}^{n \times n}$  be the adjacency matrix representing the graph, where  $A_{i,j} = 1$  if there is an edge between nodes  $i$  and  $j$ , and  $A_{i,j} = 0$ , otherwise. By assuming that the graph is undirected,  $A$  will be a symmetric matrix, i.e.  $A_{i,j} = A_{j,i}$  for any  $i$  and  $j$ . The first step of our approach is to generate two Gaussian random matrix  $P \in \mathbb{R}^{n \times m}$  and  $Q \in \mathbb{R}^{m \times m}$ , where  $m \ll n$  is the number of random projections. Here, each entry of  $P$  is sampled independently from a Gaussian distribution  $\mathcal{N}(0, 1/m)$ , and each entry of  $Q$  is sampled independently from another Gaussian distribution  $\mathcal{N}(0, \sigma^2)$ , where the value of  $\sigma$  will be discussed later. Using Gaussian random matrix  $P$ , we compute the projection matrix  $A_p \in \mathbb{R}^{n \times m}$  by  $A_p = A \times P$ , which projects each row of  $A$  from a high dimensional space  $\mathbb{R}^n$  to into a low

dimensional space  $\mathbb{R}^m$ . We then perturb  $A_p$  with the Gaussian random matrix  $Q$  by  $\hat{A} = A_p + Q$ , and publish  $\hat{A}$  to the external world. Algorithm 1 highlights the key steps of the proposed routine for publishing the social network graph. Compared to the existing approaches for differential private publication of social network graphs, the proposed algorithm is advantageous in three aspects:

- The proposed algorithm is computationally efficient as it does not require either storing or manipulating a *dense* matrix of  $n \times n$ .
- The random projection matrix  $P$  allows us to preserve the top eigenvectors of  $A$  due to the theory of random matrix.
- It is the *joint* effort between the random projection  $P$  and the random perturbation  $Q$  that leads to the preservation of differential privacy. This unique feature allows us to introduce a small amount of random perturbation for differential privacy preservation, thus improving the utility of data.

---

#### Algorithm 1: $\hat{A} = \text{Publish}(A, m, \sigma^2)$

---

**Input:** (1) symmetric adjacency matrix  $A \in \mathbb{R}^{n \times n}$   
(2) the number of random projections  $m < n$   
(3) variance for random noise  $\sigma^2$

**Output:**  $\hat{A}$

- 1 Compute a random projection matrix  $P$ , with  $P_{i,j} \sim \mathcal{N}(0, 1/m)$
  - 2 Compute a random perturbation matrix  $Q$ , with  $Q_{i,j} \sim \mathcal{N}(0, \sigma^2)$
  - 3 Compute the projected matrix  $A_p = AP$
  - 4 Compute the randomly perturbed matrix  $\hat{A} = A_p + Q$
- 

### 3.1 Theoretical Analysis

In this section we give a theoretical analysis of two main aspects of publishing differential private graph of social networks. First, we prove theoretically that using random matrix for publishing social network graphs guarantees differential privacy. Next we give theoretical error bounds for approximating top- $k$  eigenvectors.

#### 3.1.1 Theoretical Guarantee on Differential Privacy

Before we show the guarantee on differential privacy, we first introduce the definition of differential privacy.

**DEFINITION 3.1.** ( $\epsilon, \delta$ )-Differential Privacy: A (randomized) algorithm  $\mathcal{A}$  satisfies  $(\epsilon, \delta)$ -differential privacy, if for all inputs  $X$  and  $X_0$  differing in at most one user's one attribute value, and for all sets of possible outputs  $D \subseteq \text{Range}(\mathcal{A})$ , we have

$$\Pr(\mathcal{A}(X) \in D) \leq e^\epsilon \Pr(\mathcal{A}(X_0) \in D) + \delta, \quad (1)$$

where the probability is computed over the random coin tosses of the algorithm.

To understand the implication of  $(\epsilon, \delta)$ -differential privacy, consider the database  $X \in \{0, 1\}^{n \times m}$  as a binary matrix. Let  $p_{i,j} := \Pr(X_{i,j} = 1)$  represent the prior knowledge of an attacker about  $X$ , and let  $p'_{i,j} = \Pr(X_{i,j} = 1 | \mathcal{A}(X))$  represent his knowledge about  $X$  after observing the output

$\mathcal{A}(X)$  from algorithm  $\mathcal{A}$ . Then, if an algorithm  $\mathcal{A}$  satisfies  $(\epsilon, \delta)$ -differential privacy, then with a probability  $1 - \delta$ , we have, for any  $i \in [n]$  and  $j \in [m]$

$$|\ln p_{i,j} - \ln p'_{i,j}| \leq \epsilon$$

In other words, the additional information gained by observing  $\mathcal{A}(X)$  is bounded by  $\epsilon$ . Thus, parameter  $\epsilon > 0$  determines the degree of differential privacy: the smaller the  $\epsilon$ , the less the amount of information will be revealed. Parameter  $\delta \in (0, 1)$  is introduced to account the rare events when the two probabilities  $\Pr(\mathcal{A}(X) \in D)$  and  $\Pr(\mathcal{A}(X_0) \in D)$  may differ significantly from each other.

**THEOREM 1.** *Assuming  $\delta < 1/2$ ,  $n \geq 2$ , and*

$$\sigma \geq \frac{1}{\epsilon} \sqrt{10 \left( \epsilon + \ln \frac{1}{2\delta} \right) \ln \frac{n}{\delta}}$$

*Then, Algorithm 1 satisfies  $(\epsilon, \delta)$ -differential privacy w.r.t. a change in an individual person's attribute.*

The detailed proof of Theorem 1 can be found in Section 3.1.3. The key feature of Theorem 1 is that the variance for generating the random perturbation matrix  $Q$  is  $O(\ln n)$ , almost independent from the size of social network. As a result, we can ensure differential privacy for the published  $\hat{A}$  for a very large social network by only introducing a Gaussian noise with small variance, an important feature that allows us to simultaneously preserve both the utility and differential privacy. Our definition of differential privacy is a generalized version of  $\epsilon$ -differential privacy which can be viewed as  $(\epsilon, 0)$ -differential privacy.

### 3.1.2 Theoretical Guarantee on Eigenvector Approximation

Let  $u_1, \dots, u_n$  the eigenvectors of the adjacency matrix  $A$  ranked in the descending order of eigenvalues  $\lambda_1, \dots, \lambda_n$ . Let  $k$  be the number of top eigenvectors of interests. Let  $\tilde{\mathbf{u}}_1, \dots, \tilde{\mathbf{u}}_k$  be the first  $k$  eigenvectors of  $\hat{A}$ . Define the approximation error for the first  $k$  eigenvectors as

$$\mathcal{E}^2 = \max_{1 \leq i \leq k} |\mathbf{u}_i - \tilde{\mathbf{u}}_i|^2$$

Our goal is to show that the approximation error  $\mathcal{E}^2$  will be small when the number of random projections  $m$  is sufficiently large.

**THEOREM 2.** *Assume (i)  $m \geq c(k + k \ln k)$ , where  $c$  is an universal constant given in [38], (ii)  $n \geq 4(m + 1) \ln(12m)$  and (iii)  $\lambda_k - \lambda_{k+1} \geq 2\sigma\sqrt{2n}$ . Then, with a probability at least  $1/2$ , we have*

$$\mathcal{E}^2 \leq \frac{16\sigma^2 n}{(\lambda_k - \lambda_{k+1})^2} + \frac{32}{\lambda_k^2} \sum_{i=k+1}^n \lambda_i^2$$

The corollary below simplifies the result in Theorem 2 by assuming that  $\lambda_k$  is significantly larger than the eigenvalues  $\lambda_{k+1}, \dots, \lambda_n$ .

**COROLLARY 3.1.** *Assume (i)  $\lambda_k = \Theta(n/k)$ , and (ii)  $\sum_{i=k+1}^n \lambda_i^2 = O(n)$ . Under the same assumption for  $m$  and  $n$  as Theorem 2, we have, with a probability at least  $1/2$ ,*

$$\mathcal{E} \leq O \left( k \left[ \frac{\sigma}{\sqrt{n}} + \frac{1}{\sqrt{n}} \right] \right)$$

As indicated by Theorem 2 and Corollary 3.1, under the assumptions (i)  $\lambda_k$  is significantly larger than eigenvalues  $\lambda_{k+1}, \dots, \lambda_n$ , (ii) the number of random projections  $m$  is sufficiently larger than  $k$ , and (iii)  $n$  is significantly larger than the number of random projections  $m$ , we will have the approximation error  $\mathcal{E} \propto O(k/\sqrt{n})$  in recovering the eigenvectors of the adjacency matrix  $A$ . We also note that according to Corollary 3.1, the approximation error is proportional to  $\sigma$ , which measures the amount of random perturbation needed for differential privacy preservation. This is consistent with our intuition, i.e. the smaller the random perturbation, the more accurate the approximation of eigenvectors.

### 3.1.3 Proof of Theorem 1

To prove that Algorithm 1 is differential private, we need the following theorem from [27]

**LEMMA 3.1.** *(Theorem 1 [27]) Define the  $\ell_2$ -sensitivity of the projection matrix  $P$  as  $w_2(P) = \max_{1 \leq i \leq n} |P_{i,*}|_2$ , where  $P_{i,*}$  represents the  $i$ th row of matrix  $P$ . Assuming  $\delta < 1/2$ , and*

$$\sigma \geq \frac{w_2(P)}{\epsilon} \sqrt{2 \left( \epsilon + \ln \frac{1}{2\delta} \right)}$$

*Then Algorithm 1 satisfies  $(\epsilon, \delta)$ -differential privacy w.r.t. a change in an individual person's attribute.*

In order to bound  $w_2(P)$ , we rely on the following concentration for  $\chi^2$  distribution.

**LEMMA 3.2.** *(Tail bounds for the  $\chi^2$  distribution ) Let  $X_1, \dots, X_d$  be independent draws from  $\mathcal{N}(0, 1)$ . Therefore, for any  $0 < \delta < 1$ , we have, with a probability  $1 - \delta$ ,*

$$\sum_{i=1}^d X_i^2 \leq d + 2\sqrt{d \ln \frac{1}{\delta}} + 2 \ln \frac{1}{\delta}$$

Define

$$z_i^2 = \sum_{j=1}^m P_{i,j}^2$$

Evidently, according to the definition of  $w_2^2(P)$ , we have

$$w_2^2(P) = \max_{1 \leq i \leq n} z_i^2$$

Since  $P_{i,j} \sim \mathcal{N}(0, 1/m)$ , we have  $mz_i^2$  follow the  $\chi^2$  distribution of  $d$  freedom. Using Lemma 2, we have, with a probability  $1 - \delta$ ,

$$z_i^2 \leq 1 + 2\sqrt{\frac{1}{m} \ln \frac{1}{\delta}} + \frac{2}{m} \ln \frac{1}{\delta}$$

By taking the union bound, we have, with a probability  $1 - \delta$

$$w_2^2(P) = \max_{1 \leq i \leq m} z_i^2 \leq 1 + 2\sqrt{\frac{1}{m} \ln \frac{n}{\delta}} + \frac{2}{m} \ln \frac{n}{\delta} \leq 2 \quad (2)$$

where the last inequality follows from  $m \geq 4 \ln(n/\delta)$ . We complete the proof by combining the result from Lemma 1 and the inequality in (2).

### 3.1.4 Proof of Theorem 2

Let  $A \in \mathbb{R}^{n \times n}$  be the adjacency matrix,  $A_p = AP$ , and  $\hat{A} = A_p + Q$ . Let  $\hat{\mathbf{u}}_1, \dots, \hat{\mathbf{u}}_k$  be the first  $k$  eigenvectors of

matrix  $A_p$ . Define  $U = (\mathbf{u}_1, \dots, \mathbf{u}_k)$ ,  $\widehat{U} = (\widehat{\mathbf{u}}_1, \dots, \widehat{\mathbf{u}}_k)$ , and  $\widetilde{U} = (\widetilde{\mathbf{u}}_1, \dots, \widetilde{\mathbf{u}}_k)$ . For each of these matrices, we define a projection operator, denoted by  $P_k$ ,  $\widehat{P}_k$  and  $\widetilde{P}_k$ , as

$$\begin{aligned} P_k &= \sum_{i=1}^k \mathbf{u}_i \mathbf{u}_i^\top = UU^\top \\ \widehat{P}_k &= \sum_{i=1}^k \widehat{\mathbf{u}}_i \widehat{\mathbf{u}}_i^\top = \widehat{U}\widehat{U}^\top \\ \widetilde{P}_k &= \sum_{i=1}^k \widetilde{\mathbf{u}}_i \widetilde{\mathbf{u}}_i^\top = \widetilde{U}\widetilde{U}^\top \end{aligned}$$

We first bound the approximation error  $\mathcal{E}^2$  by the difference between projection operators, i.e.

$$\mathcal{E}^2 = \max_{1 \leq i \leq k} |\mathbf{u}_i - \widetilde{\mathbf{u}}_i|^2 \leq \|UU^\top - \widetilde{U}\widetilde{U}^\top\|_2 = \|P_k - \widetilde{P}_k\|_2$$

where  $\|\cdot\|_2$  stands for the spectral norm of matrix. Using the fact that

$$\begin{aligned} \mathcal{E}^2 &\leq \|P_k - \widetilde{P}_k\|_2^2 = \|P_k - \widehat{P}_k + \widehat{P}_k - \widetilde{P}_k\|_2^2 \\ &\leq 2\|P_k - \widehat{P}_k\|_2^2 + 2\|\widehat{P}_k - \widetilde{P}_k\|_2^2 \\ &\leq 2\|P_k - \widehat{P}_k\|_F^2 + 2\|\widehat{P}_k - \widetilde{P}_k\|_2^2 \end{aligned} \quad (3)$$

where  $\|\cdot\|_F$  stands for the Frobenius norm of matrix, below we will bound  $\|P_k - \widehat{P}_k\|_F$  and  $\|\widehat{P}_k - \widetilde{P}_k\|_F$ , separately.

To bound  $\|P_k - \widehat{P}_k\|_F$ , we need the following theorem for random matrix.

LEMMA 3.3. (Theorem 14 [38]) Assume  $0 < \epsilon \leq 1$  and  $m \geq c(k/\epsilon + k \ln k)$ , where  $c$  is some universal constant. Then, with a probability at least  $2/3$ , we have

$$\|A - \widehat{P}_k(A)\|_F \leq (1 + \epsilon)\|A - P_k(A)\|_F,$$

Since

$$\begin{aligned} \|A - \widehat{P}_k(A)\|_F &\geq \|A - P_k(A)\|_F + \|P_k(A) - \widehat{P}_k(A)\|_F \\ &= -\|A - P_k(A)\|_F - \|P_k(A) - \widehat{P}_k P_k(A) + \widehat{P}_k P_k(A) - \widehat{P}_k(A)\|_F \\ &\geq -\|A - P_k(A)\|_F + \|P_k(A) - \widehat{P}_k P_k(A)\|_F - \|\widehat{P}_k(A - P_k(A))\|_F \\ &\geq \|P_k(A) - \widehat{P}_k P_k(A)\|_F - 2\|A - P_k(A)\|_F >, \end{aligned}$$

combining with the result from Lemma 3, we have, with a probability at least  $2/3$ ,

$$\|(P_k - \widehat{P}_k P_k)(A)\|_F \leq (3 + \epsilon)\|A - P_k(A)\|_F \quad (4)$$

Since

$$\begin{aligned} &\|(P_k - \widehat{P}_k P_k)(A)\|_F \\ &= \|(P_k P_k - \widehat{P}_k P_k)(A)\|_F = \|(P_k - \widehat{P}_k)P_k(A)\|_F \\ &\geq \|P_k - \widehat{P}_k\|_F \|P_k(A)\|_2 = \lambda_k \|P_k - \widehat{P}_k\|_F \end{aligned}$$

combining with the inequality in (4), we have, with a probability at least  $2/3$ ,

$$\|P_k - \widehat{P}_k\|_F \leq \frac{3 + \epsilon}{\lambda_k} \|A - P_k(A)\|_F \quad (5)$$

In order to bound  $\|\widehat{P}_k - \widetilde{P}_k\|_2$ , we use the Davis-Kahan  $\sin\Theta$  theorem given as below.

LEMMA 3.4. Let  $A$  and  $\tilde{A}$  be two symmetric matrices. Let  $\{\mathbf{u}_i\}_{i=1}^k$  and  $\{\widetilde{\mathbf{u}}_i\}_{i=1}^k$  be the first  $k$  eigenvectors of  $A$  and  $\tilde{A}$ ,

respectively. Let  $\lambda_k(A)$  denote the  $k$ th eigenvalue of  $A$ . Then, we have

$$\|P_k - \widetilde{P}_k\|_2 \leq \frac{\|A - \tilde{A}\|_2}{\lambda_k(A) - \lambda_{k+1}(\tilde{A})}$$

if  $\lambda_k(A) > \lambda_{k+1}(\tilde{A})$ , where  $P_k = \sum_{i=1}^k \mathbf{u}_i \mathbf{u}_i^\top$  and  $\widetilde{P}_k = \sum_{i=1}^k \widetilde{\mathbf{u}}_i \widetilde{\mathbf{u}}_i^\top$ .

Using Lemma 4 and the fact

$$\lambda_{k+1}(\widehat{A}) \leq \lambda_{k+1}(A_p) + \|A_p - \widehat{A}\|_2 = \lambda_k + \|Q\|_2$$

we have

$$\begin{aligned} \|\widehat{P}_k - \widetilde{P}_k\|_2 &\leq \frac{\|A_p - \widehat{A}\|_2}{\lambda_k(A_p) - \lambda_{k+1}(\widehat{A})} \\ &\leq \frac{\|Q\|_2}{\lambda_k - \lambda_{k+1} - \|Q\|_2} \end{aligned}$$

Under the assumption that  $\lambda_k - \lambda_{k+1} \geq 2\|Q\|_2$ , we have

$$\|\widehat{P}_k - \widetilde{P}_k\|_2 \leq \frac{2\|Q\|_2}{\lambda_k - \lambda_{k+1}}$$

In order to bound the spectral norm of  $Q$ , we need the following lemma from random matrix.

LEMMA 3.5. Let  $A \in \mathbb{R}^{r \times m}$  be a standard Gaussian random matrix. For any  $0 < \epsilon \leq 1/2$ , with a probability at least  $1 - \delta$ , we have

$$\left\| \frac{1}{m} AA^\top - I \right\|_2 \leq \epsilon$$

provided

$$m \geq \frac{4(r+1)}{\epsilon^2} \ln \frac{2r}{\delta}$$

Using Lemma 5 and the fact that  $Q_{i,j} \sim \mathcal{N}(0, \sigma^2)$ , we have, with a probability at least  $5/6$

$$\|QQ^\top\|_2 \leq (1 + \eta)\sigma^2 n$$

where

$$n \geq \frac{4(m+1)}{\eta^2} \ln(12m)$$

As a result, we have, with a probability at least  $5/6$ ,

$$\|Q\|_2 \leq \sigma \sqrt{(1 + \eta)n}$$

and therefore

$$\|\widehat{P}_k - \widetilde{P}_k\|_2 \leq \frac{2\sigma}{\lambda_k - \lambda_{k+1}} \sqrt{(1 + \eta)n} \quad (6)$$

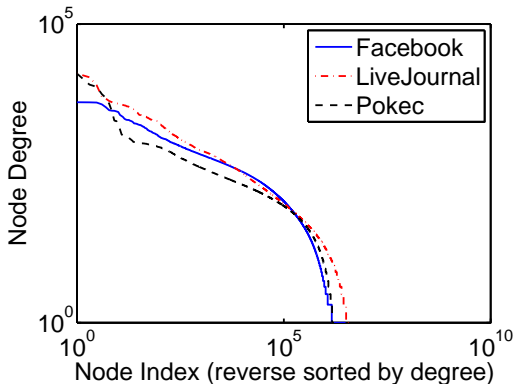
We complete the proof by combining the bounds for  $\|P_k - \widehat{P}_k\|_F$  and  $\|\widehat{P}_k - \widetilde{P}_k\|_2$  in (5) and (6) and plugging them into the inequality in (3).

## 4. EXPERIMENTAL RESULTS

To demonstrate the effectiveness of our differential private random matrix approach and to illustrate the utility preservation of eigen-spectrum, we perform experiments over graphs obtained from three different online social networks. We analyze the impact of perturbation by evaluating the utility of the published data for two different applications which require spectral information of a graph. First,

Network	Nodes	Edges
Facebook	3,097,165	23,667,394
Pokec	1,632,803	30,622,564
LiveJournal	3,997,962	34,681,189

**Table 1: Dataset Description**



**Figure 1: Degree distribution of three datasets.**

we consider clustering of social networks, which has been widely used for community detection in social networks. We choose spectral clustering algorithm in our study, which depends on the eigenvectors of the adjacency matrix. Next, we examine the problem of identifying the ranks of influential nodes in a social network graph.

For the evaluation purposes, we obtain clusters and node ranks from the published graph, and compare the results against those obtained from the original graph. We give a brief description of the results obtained for each of the applications of graph spectra in the subsequent sections.

## 4.1 Dataset

In our evaluation we use three different social network graphs from Facebook, Live Journal and Pokec. We use the Facebook data set collected by Wilson et al. from Facebook [44]. The social graphs of Live Journal and Pokec were obtained from publicly available SNAP graph library [39], [45]. The choice of these social networks is based on two main requirements. First, the network should be large enough so that it is a true representation of real online social structure. A small network not only under-represents the social structure, but also produces biased results. Second, the number of edges in the network should be sufficiently large in order to reveal the interesting structure of the network. For all three benchmark datasets, the ratio of the number of edges to the number of nodes is between 7 and 20. Table 1 provides the basic statistics of the social network graphs.

Figure 1 shows degree distribution of three online social networks on log-log scale. We can see that the data follows a power law distribution which is a characteristic of social network degree distribution.

## 4.2 Spectral Clustering

Clustering is a widely used technique for identifying groups of similar instances in a data. Clustering has applications in community detection, targeted marketing, bioinformatics etc. Social networks possess large amount of information which can be utilized in extensive data mining

applications. Large complex graphs can be obtained from social networks which represent relationships among individual users. One of the key research questions is the understanding of community structure present in large social network graphs. Social networking platforms possess strong community structure of users, which can be captured by clustering nodes of a social network graph. Detecting communities can help in identifying structural position of nodes in a community. Nodes with a central position in a community have influence in the community. Similarly, nodes lying at the intersection of two communities are important for maintaining links between communities. Disclosure of the identity of such nodes having important structural properties results in serious privacy issues. Therefore, in order to protect an individual’s privacy it is crucial for data publishers to provide rigorous privacy guarantees for the data to be published.

In our experiments, we use spectral clustering for evaluating our privacy-preserving random matrix approach. Spectral clustering has many fundamental advantages over other clustering algorithms [42]. Unlike other clustering algorithms, spectral clustering is particularly suitable for social networks, since it requires an adjacency matrix as an input and not a feature representation of the data. For social network data graph  $G$  represented by the binary adjacency matrix  $A$ , spectral clustering techniques [42] utilize the eigenspectrum of  $A$  to perform clustering. The basic idea is to view clustering as a graph partition problem, and divide the graph into several disjoint subgraphs by only removing the edges that connect nodes with small similarities. Algorithm 2 gives the standard clustering algorithm, and Algorithm 3 states the key steps of differential private spectral clustering algorithm. Algorithm 3 differs from Algorithm 2 in that it calls the publish routine in Algorithm 1 to obtain a differential private matrix which represents the structure of a social network.

---

### Algorithm 2: Spectral Clustering

---

**Input:** (1) Adjacency Matrix  $A \in \mathbb{R}^{n \times n}$   
(2) Number of clusters  $k$

**Output:** Clusters  $C_1, \dots, C_k$

- 1 Compute first  $k$  eigenvectors  $\mathbf{u}_1, \dots, \mathbf{u}_k$  of  $A$
  - 2 Get matrix  $U \in \mathbb{R}^{n \times k}$  where  $i$ th column of  $U$  is  $\mathbf{u}_i$
  - 3 Obtain clusters by applying  $k$ -means clustering on matrix  $U$
- 

---

### Algorithm 3: Differential Private Spectral Clustering

---

**Input:** (1) adjacency matrix  $A \in \mathbb{R}^{n \times n}$   
(2) number of clusters  $k$   
(3) the number of random projections  $m < n$   
(4) variance for random noise  $\sigma^2$

**Output:** Clusters  $C_1, \dots, C_k$

- 1 Compute a differential private matrix for social network  $A$  by  $\hat{A} = \text{Publish}(A, m, \sigma^2)$
  - 2 Compute first  $k$  eigenvectors  $\tilde{\mathbf{u}}_1, \dots, \tilde{\mathbf{u}}_k$  of  $\hat{A}$
  - 3 Get matrix  $U \in \mathbb{R}^{n \times k}$  where  $i$ th column of  $U$  is  $\tilde{\mathbf{u}}_i$
  - 4 Obtain clusters by applying  $k$ -means clustering on matrix  $U$
- 

In order to evaluate the utility of the published data for clustering, we utilize normalized mutual information (NMI) as a measure to evaluate the quality of clustering [17]. Although *Purity* is a simpler evaluation measure, high purity

is easy to achieve for large number of clusters and cannot be used to evaluate trade off between quality of clustering and number of clusters. NMI allows us to evaluate this tradeoff by normalizing mutual information  $I(\omega; C)$  as described in Equation 7.

$$NMI = \frac{I(\omega; C)}{[H(\omega) + H(C)]/2}, \quad (7)$$

where  $H$  is entropy which measures the uniformity of the distribution of nodes in a set of clusters,  $\omega = w_1, \dots, w_k$  is a set of clusters and  $C = c_1, \dots, c_k$  is a set of classes or ground truth. NMI is bounded between 0 and 1, and the larger the NMI, the better the clustering performance is.

We perform extensive experiments over the datasets to evaluate our approach. We now give a stepwise explanation of our evaluation protocol. Since we donot have ground truth about the communities in the datasets, we employ an exhaustive approach to evaluate clustering over the original data and generate the ground truth communities. First, for a given value of  $k$  we generate 5 different sets of clusters from Algorithm 2, represented as  $C_i$  for  $i = 1, \dots, 5$ . Since spectral clustering employs  $k$ -means, each set  $C_i$  can have different cluster distributions. Therefore, to evaluate the consistency in cluster distribution, NMI values are obtained for  $\binom{5}{2}$  different pairs of sets represented as  $(C_i, C_j)$ , where  $i \neq j$  and average value is reported. Then, another 5 cluster sets are obtained through Algorithm 3, represented as  $\omega_i$  for  $i = 1, \dots, 5$ . Finally, to evaluate cluster sets  $\omega_i$ , NMI values are obtained using  $C_i$  as the ground truth. In this case NMI values are obtained for each pair  $(\omega_i, C_j) \forall i, j \in 1, \dots, 5$  and average value is reported.

Since one of the advantages of the proposed approach is its low sensitivity towards noise, we evaluate the clustering results for three different values of  $\sigma$ , where  $\sigma = 0.1, 0.5$  and 1. We note that these values of random noise were suggested in [24], based on which we build our theoretical foundation. For each  $\sigma$ , we evaluate clustering for two different number of random projections  $m = 20, 200$ .

Figure 2, 3 and 4 shows NMI values obtained for four different values of  $k$ , where symbol  $O$  represents the NMI values obtained by using the original data. It is not surprising to observe that the clustering quality deteriorates with increasing number of clusters. This is because the larger the number of clusters, the more the challenging the problem is. Overall, we observe that  $m = 200$  yields significantly better clustering performance than  $m = 20$ . When the random perturbation is small (i.e.  $\sigma = 0.1$ ), our approach with  $m = 200$  random projections yields similar clustering performance as spectral clustering using the original data. This is consistent with our theoretical result given in Theorem 2, i.e. with sufficiently large number of random projections, the approximation error in recovering the eigenvectors of the original data can be as small as  $O(1/\sqrt{n})$ . Finally, we observe that the clustering performance declines with larger noise for random perturbation. However, even with random noise as large as  $\sigma = 1$ , the clustering performance using the differential private copy of the social network graph still yield descent performance with  $NMI \geq 0.70$ . This is again consistent with our theoretical result: the approximation error of eigenvectors is  $O(\sigma/\sqrt{n})$ , and therefore will be small as long as  $\sigma$  is significantly smaller than  $\sqrt{n}$ . Finally, Table 2 shows the memory required for the published data matrix and the time required to compute the random projection

Dataset	Facebook	Pokec	LiveJournal
Memory (MB) $m = 200$	4955	2612	6396
Memory (MB) $m = 20$	495	261	639
Time (sec) $m = 200$	150	97	211
Time (sec) $m = 20$	6.15	4.60	8.15

**Table 2: Memory utilization and running time for the proposed algorithm**

Cluster	2	4	8	16
Facebook	$9.1E-8$	$8.8E-7$	$4.1E-6$	$1.3E-5$
LiveJournal	$9.7E-7$	$3.2E-6$	$3.6E-6$	$1.1E-5$
Pokec	$1.1E-7$	$3.5E-6$	$5.8E-6$	$2.6E-5$

**Table 3: Clustering result (measured in NMI) using LNPP Approach [43] for  $\sigma = 1$**

query over the graph matrix. It is not surprising to see that both the memory requirement and running time increases significantly with increasing number of random projections.

To show the variation in the cluster distribution, we select clusters obtained from Facebook data for  $k = 200$  and  $\sigma = 1$ . Figure 5,6 and 7 shows the percentage of nodes present in clusters obtained from the original and published data. Note that perturbation has little to no effect over small number of clusters as the distribution of nodes is identical.

We compare our results with an approach presented in [43], which directly perturbs the eigenvector of the original data by a Laplacian noise. We refer to this approach as (LNPP) for short. We note that we did not compare to the other approaches for differential private eigen decomposition because they are computationally infeasible for the large social networks studied in our experiments. We implement the LNPP mechanism and evaluate the clustering performance by comparing it to the clustering results generated by the original adjacency matrix. Table 3 gives NMI results using LNPP over different datasets for  $\sigma = 1$ . It is clear that LNPP performs significantly worse than the proposed algorithm in clustering. Note that we did not include the clustering performance of LNPP in Figure 2, 3 and 4 because of its poor performance that basically overlaps with the horizontal axis.

### 4.3 Influential Node Analysis

Identifying information hubs in a social network is an important problem. An information hub refers to a node which occupies a central position in the community and has a large number of connections with other users. Such central nodes play an important role in information diffusion. Advertising agencies, can utilize information about top- $t$  influential nodes for word-of-mouth advertisements [29]. Therefore, the preservation of privacy of such influential nodes is important.

Influential node analysis require information about the eigen-spectrum of the social network graph. Eigen-vector centrality (EVC) is a measure to quantify the influence of a node in a social network [5]. EVC is mathematically related to several other influence measures such as [22, 25, 40]. EVC requires the computation of eigen-vectors and assigns ranks to nodes according to their location in the most dominant community. EVC of an adjacency matrix is defined as its principle eigenvector. We employ principal component centrality (PCC) which is based on EVC measure to rank the

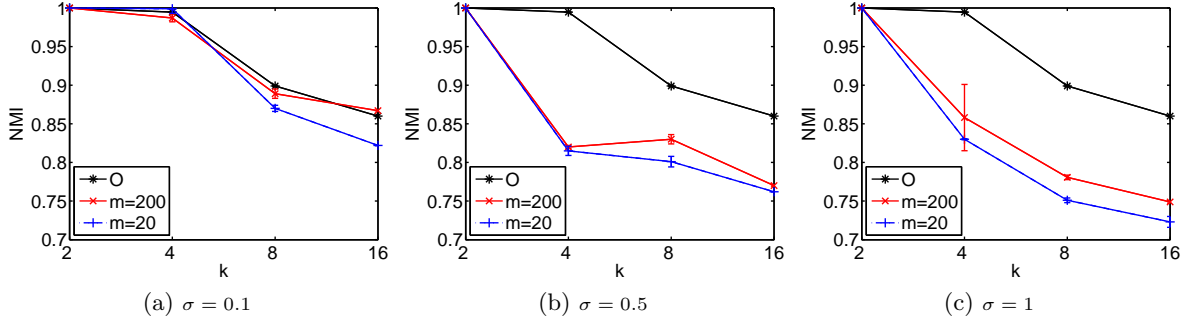


Figure 2: NMI values for Facebook

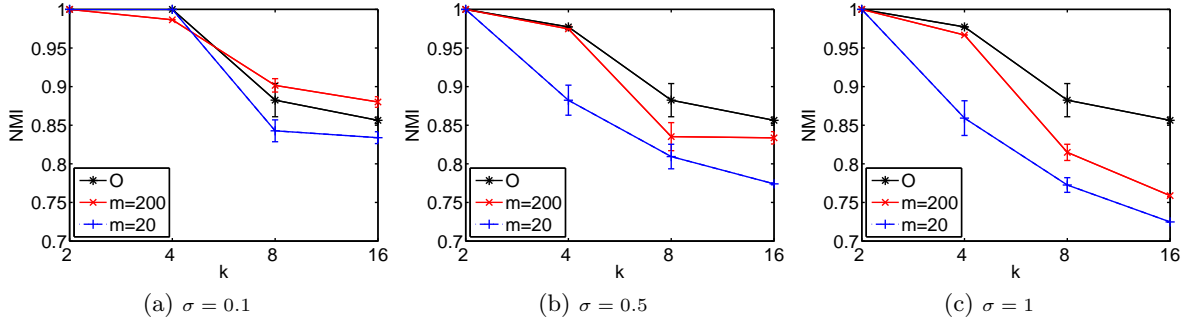


Figure 3: NMI values for Live Journal

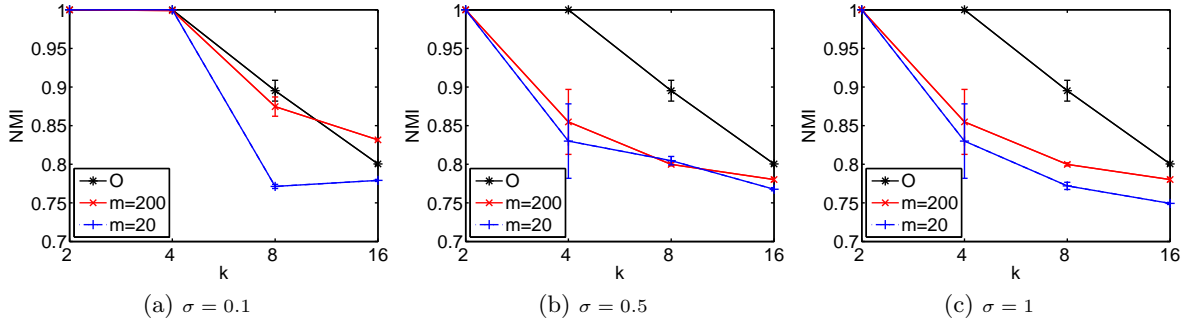


Figure 4: NMI values for Pokec

nodes [23]. Let  $k$  denote the number of eigen vectors to be computed. Let  $U$  denote the  $n \times k$  matrix whose  $i$ th column represents the  $i$ th eigenvector of an  $n \times n$  adjacency matrix  $A$ . Then PCC can be expressed as:

$$C_k = \sqrt{((AU_{n \times k}) \odot (AU_{n \times k})) \mathbf{1}_{k \times 1}} \quad (8)$$

Where  $C_k$  is an  $n \times 1$  vector containing PCC score of each node. Nodes with highest PCC scores are considered the influential nodes. Similar to the clustering approach, Algorithm 4 gives the standard PCC algorithm, and Algorithm 5 states the key steps of differential private PCC algorithm.

We evaluate the utility preservation of the published data by evaluating the accuracy with which influential nodes with high ranks are identified. First, for a given value of  $k$ , eigenvectors corresponding to the  $k$  largest eigenvalues are com-

---

**Algorithm 4: Principal Component Centrality**

---

**Input:** (1) Adjacency Matrix  $A \in \mathbb{R}^{n \times n}$   
(2) number of top eigenvectors  $k$

**Output:** PCC score  $C_k$

- 1 Compute first  $k$  eigenvectors  $\mathbf{u}_1, \dots, \mathbf{u}_k$  of  $A$
  - 2 Get matrix  $U \in \mathbb{R}^{n \times k}$  where  $i$ th column of  $U$  is  $\mathbf{u}_i$
  - 3 Obtain PCC scores  $C_k$  using Equation 8
- 

puted from the original adjacency matrix and used to obtain PCC scores of all the nodes in a graph using Algorithm 4 (denoted as  $C_k$ ). Then, a second set of  $k$  eigenvectors is computed from the published data i.e., after applying matrix randomization using Algorithm 5. This second set is then used to obtain another vector containing PCC scores denoted as  $\hat{C}_k$ . The original scores  $C_k$  and the published



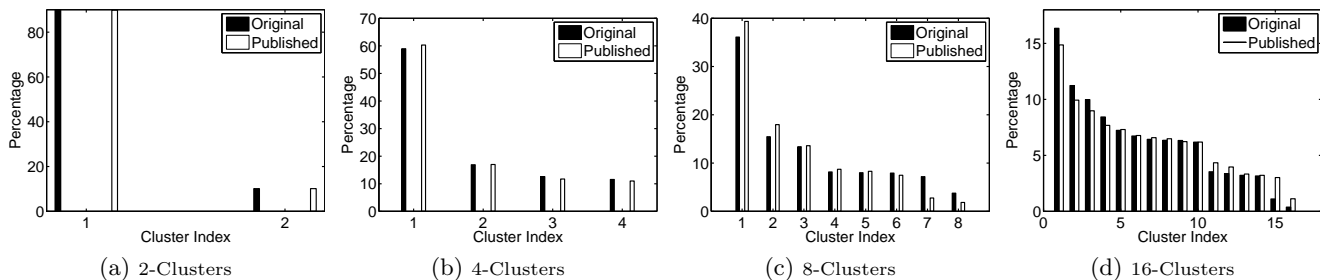


Figure 5: Cluster Distribution for Facebook Dataset

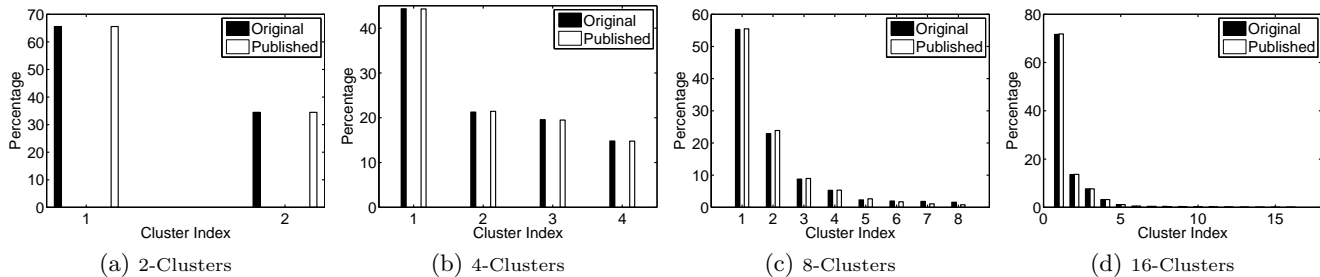


Figure 6: Cluster Distribution for Live Journal Dataset

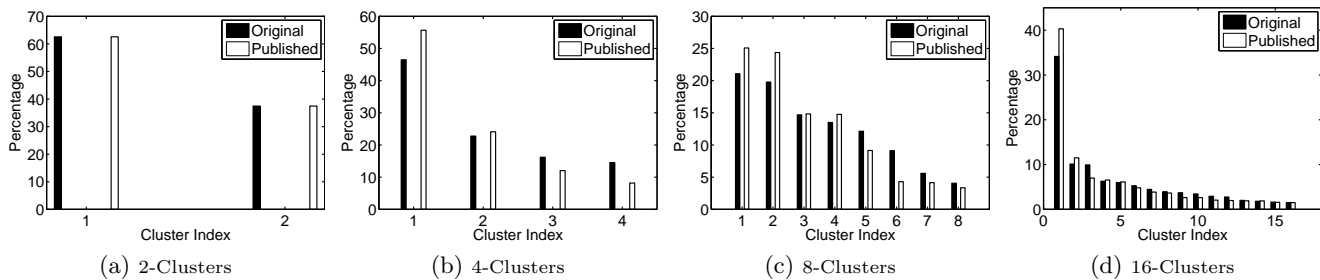


Figure 7: Cluster Distribution for Pokec Dataset

**Algorithm 5: Differential Private Principal Component Centrality**

- Input:** (1) adjacency matrix  $A \in \mathbb{R}^{n \times n}$   
(2) number of top eigenvectors  $k$   
(3) the number of random projections  $m < n$   
(4) variance for random noise  $\sigma^2$

**Output:** PCC score  $\hat{C}_k$

- 1 Compute a differential private matrix for social network  $A$  by  $\hat{A} = \text{Publish}(A, m, \sigma^2)$
- 2 Compute first  $k$  eigenvectors  $\tilde{\mathbf{u}}_1, \dots, \tilde{\mathbf{u}}_k$  of  $\hat{A}$
- 3 Get matrix  $U \in \mathbb{R}^{n \times k}$  where  $i$ th column of  $U$  is  $\tilde{\mathbf{u}}_i$
- 4 Obtain PCC scores  $\hat{C}_k$  using Equation 8

scores  $\hat{C}_k$  are then compared in two different ways. For all experiments, we compute PCC scores by varying the number of eigenvectors in the range  $k = 2, 4, 8, 16$ .

In the first evaluation, we use Mean Square Error (MSE) to compute the error between score values of  $C_k$  and  $\hat{C}_k$ . We report  $n \times \text{MSE}$  in our study in order to alleviate the scaling factor induced by the size of social networks. In the second

# of Eigenvectors	2	4	8	16
Facebook	$2.6e^{-26}$	$2.9e^{-4}$	0.021	0.013
Live Journal	$4.0e^{-4}$	0.006	0.034	0.719
Pokec	$3.0e^{-4}$	0.005	0.009	0.019

Table 4:  $n \times \text{MSE}$  using the proposed approach

evaluation, we identify two sets of top  $t$  influential nodes based on the PCC scores computed from the original data as well as from the published data. We then evaluate the performance of our algorithm by measuring the percentage of overlapped nodes between these two sets. Table 4 gives the values of Mean Square Error between PCC scores obtained from the original and published data. We also compare these results with the LNPP approach. For comparison, we show in Table 5 the MSE results for baseline LNPP. It is clear that the proposed algorithm yields significantly more accurate estimation of PCC scores than LNPP. In most cases, the proposed approach is 100 times more accurate than LNPP.

In the second evaluation, we measure the percentage of nodes correctly identified as the top- $t$  influential nodes.

# of Eigenvectors	2	4	8	16
Facebook	1.83	1.83	1.67	1.64
Live Journal	1.96	1.96	1.88	1.92
Pokec	1.79	1.63	1.62	1.55

**Table 5:**  $n \times \text{MSE}$  using baseline LNPP

First, we obtain two sets  $T$  and  $\hat{T}$  that contain the top- $t$  most influential nodes measured by the PCC scores given by  $C_k$  and  $\hat{C}_k$ . Then the percentage of nodes common to both  $T$  and  $\hat{T}$  is computed. We consider top 10, 100, 1000 and 10000 ranked nodes. Figure 8 shows the percentage of nodes correctly identified as the top- $t$  influential nodes for the three datasets. Figure 9 gives the results for LNPP approach. We can see that for all case, the proposed algorithm is able to recover at least 80% of the most influential nodes. In contrast, LNPP fails to preserve the most influential nodes as the percentage of nodes correctly identified as the top- $t$  influential nodes is less than 1% for all cases.

## 5. CONCLUSION

Graphs obtained from large social networking platforms can provide valuable information to the research community. Public availability of social network graph data is problematic due to the presence of sensitive information about individuals present in the data. In this paper present a privacy preserving mechanism for publishing social network graph data which satisfies differential privacy guarantees. We present a random matrix approach which can be utilized for preserving the eigen-spectrum of a graph.

The random projection approach projects the adjacency matrix  $A$  of a social network graph to lower dimensions by multiplying  $A$  with a random projection matrix  $P$ . This approach satisfies differential privacy guarantees by randomization and maintains utility by adding low level of noise. For evaluation purposes we use three different social network graphs from Facebook, Live Journal and Pokec. We analyze the impact of our perturbation approach by evaluating the utility of the published data for two different applications which require spectral information of a graph.

We consider clustering of social networks and identification of influential nodes in a social graph. The results show that even for high values of noise variance  $\sigma = 1$  the clustering quality given by NMI values is as low as 0.74 For influential node discovery, the propose approach is able to correctly recover at 80% of the most influential nodes.

## 6. REFERENCES

- [1] Y. Y. Ahn, S. Han, H. Kwak, S. Moon, and H. Jeong. Analysis of topological characteristics of huge online social networking services. In *Proceedings of the 16th International conference on World Wide Web*, pages 835–844. ACM, 2007.
- [2] L. Backstrom, C. Dwork, and J. Kleinberg. Wherefore art thou r3579x?: anonymized social networks, hidden patterns, and structural steganography. In *Proceedings of the 16th International conference on World Wide Web*, pages 181–190. ACM, 2007.
- [3] J. Blocki, A. Blum, A. Datta, and O. Sheffet. The johnson-lindenstrauss transform itself preserves differential privacy. In *Proceedings of the 53rd IEEE Annual Symposium on Foundations of Computer Science*, pages 410–419. IEEE, 2012.
- [4] A. Blum, C. Dwork, F. McSherry, and K. Nissim. Practical privacy: the sulq framework. In *Proceedings of the twenty-fourth ACM SIGMOD-SIGACT-SIGART symposium on Principles of database systems*, pages 128–138. ACM, 2005.
- [5] P. Bonacich. Factoring and weighting approaches to status scores and clique identification. *Journal of Mathematical Sociology*, 2(1):113–120, 1972.
- [6] M. Cha, A. Mislove, and K. P. Gummadi. A measurement-driven analysis of information propagation in the flickr social network. In *Proceedings of the 18th International conference on World Wide Web*, pages 721–730. ACM, 2009.
- [7] K. Chaudhuri, A. Sarwate, and K. Sinha. Near-optimal differentially private principal components. In *Advances in Neural Information Processing Systems 25*, pages 998–1006, 2012.
- [8] P. Domingos and M. Richardson. Mining the network value of customers. In *Proceedings of the 7th ACM SIGKDD International conference on Knowledge Discovery and Data Mining*, pages 57–66. ACM, 2001.
- [9] N. Du, B. Wu, X. Pei, B. Wang, and L. Xu. Community detection in large-scale social networks. In *Proceedings of the 9th WebKDD and 1st SNA-KDD Workshop on Web Mining and Social Network Analysis*, pages 16–25. ACM, 2007.
- [10] C. Dwork. Differential privacy. In *Automata, Languages and Programming*, volume 4052 of *Lecture Notes in Computer Science*, pages 1–12. Springer Berlin Heidelberg, 2006.
- [11] C. Dwork. Differential privacy: A survey of results. In *Theory and Applications of Models of Computation*, pages 1–19. Springer, 2008.
- [12] C. Dwork. The differential privacy frontier. In *Theory of cryptography*, pages 496–502. Springer, 2009.
- [13] C. Dwork. A firm foundation for private data analysis. *Communications of the ACM*, 54(1):86–95, 2011.
- [14] C. Dwork, F. McSherry, K. Nissim, and A. Smith. Calibrating noise to sensitivity in private data analysis. In *Theory of Cryptography*, pages 265–284. Springer, 2006.
- [15] M. Girvan and M. E. Newman. Community structure in social and biological networks. *Proceedings of the National Academy of Sciences*, 99(12):7821–7826, 2002.
- [16] D. Gruhl, R. Guha, D. Liben-Nowell, and A. Tomkins. Information diffusion through blogspace. In *Proceedings of the 13th international conference on World Wide Web*, pages 491–501. ACM, 2004.
- [17] S. Guiaşu. *Information theory with applications*. McGraw-Hill New York, 1977.
- [18] N. Halko, P. G. Martinsson, and J. A. Tropp. Finding structure with randomness: Probabilistic algorithms for constructing approximate matrix decompositions. *SIAM Rev.*, 53(2):217–288, 2011.
- [19] S. Hansell. Aol removes search data on vast group of web users. *New York Times*, 8, 2006.
- [20] M. Hardt and A. Roth. Beyond worst-case analysis in private singular vector computation. *arXiv preprint*

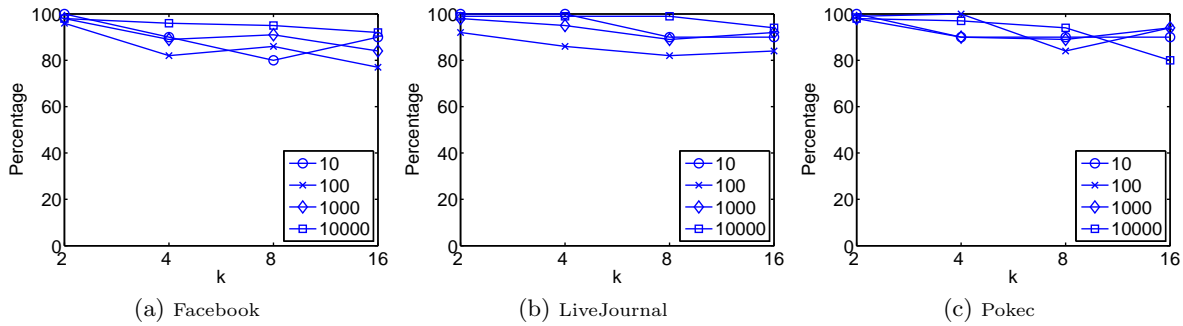


Figure 8: Percentage of preserved ranks using random matrix approach

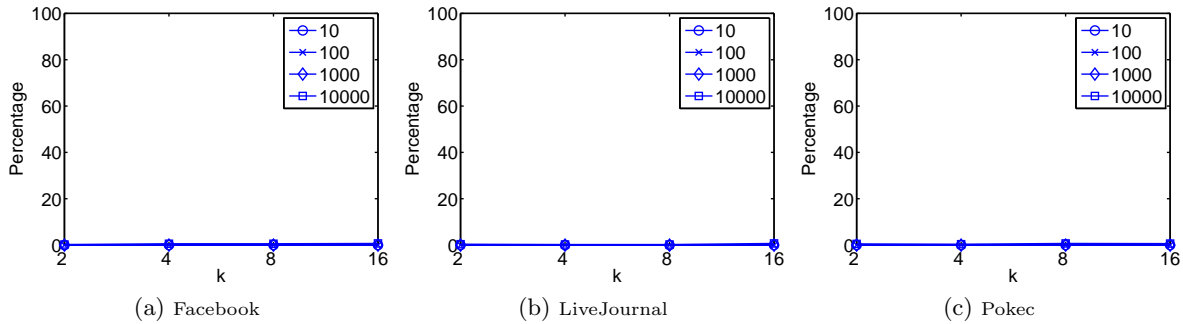


Figure 9: Percentage of preserved ranks using LNPP approach

- arXiv:1211.0975*, 2012.
- [21] M. Hay, C. Li, G. Miklau, and D. Jensen. Accurate estimation of the degree distribution of private networks. In *Proceedings of 9th IEEE International Conference on Data Mining*, pages 169–178. IEEE, 2009.
- [22] C. Hoede. A new status score for actors in a social network. *Twente University Department of Applied Mathematics (Memorandum no. 243)*, 1978.
- [23] M. U. Ilyas, M. Z. Shafiq, A. X. Liu, and H. Radha. A distributed and privacy preserving algorithm for identifying information hubs in social networks. In *INFOCOM, 2011 Proceedings IEEE*, pages 561–565. IEEE, 2011.
- [24] M. Kapralov, K. Talwar, M. Kapralov, and K. Talwar. On differentially private low rank approximation. In *Proc. 24rd Symposium on Discrete Algorithms (SODA)*, 2012.
- [25] L. Katz. A new status index derived from sociometric analysis. *Psychometrika*, 18(1):39–43, 1953.
- [26] D. Kempe, J. Kleinberg, and É. Tardos. Maximizing the spread of influence through a social network. In *Proceedings of the 9th ACM SIGKDD international conference on Knowledge Discovery and Data Mining*, pages 137–146. ACM, 2003.
- [27] K. Kenthapadi, A. Korolova, I. Mironov, and N. Mishra. Privacy via the johnson-lindenstrauss transform. *arXiv preprint arXiv:1204.2606*, 2012.
- [28] H. Kwak, C. Lee, H. Park, and S. Moon. What is twitter, a social network or a news media? In *Proceedings of the 19th international conference on World wide web*, pages 591–600. ACM, 2010.
- [29] H. Ma, H. Yang, M. R. Lyu, and I. King. Mining social networks using heat diffusion processes for marketing candidates selection. In *Proceedings of the 17th ACM conference on Information and knowledge management*, pages 233–242. ACM, 2008.
- [30] F. McSherry and K. Talwar. Mechanism design via differential privacy. In *Foundations of Computer Science, 2007. FOCS’07. 48th Annual IEEE Symposium on*, pages 94–103. IEEE, 2007.
- [31] D. Mir and R. N. Wright. A differentially private estimator for the stochastic kronecker graph model. In *Proceedings of the Joint EDBT/ICDT Workshops*, pages 167–176. ACM, 2012.
- [32] A. Narayanan and V. Shmatikov. Robust de-anonymization of large sparse datasets. In *Proceedings of IEEE Symposium on Security and Privacy*, pages 111–125. IEEE, 2008.
- [33] A. Narayanan and V. Shmatikov. De-anonymizing social networks. In *Proceedings of IEEE Symposium on Security and Privacy*, pages 173–187. IEEE, 2009.
- [34] D. Proserpio, S. Goldberg, and F. McSherry. A workflow for differentially-private graph synthesis. In *Proceedings of the ACM Workshop on online social networks*, pages 13–18. ACM, 2012.
- [35] M. Richardson and P. Domingos. Mining knowledge-sharing sites for viral marketing. In *Proceedings of the 8th ACM SIGKDD international conference on Knowledge Discovery and Data Mining*, pages 61–70. ACM, 2002.
- [36] E. M. Rogers. *Diffusion of innovations*. Simon and

Schuster, 1995.

- [37] A. Sala, X. Zhao, C. Wilson, H. Zheng, and B. Y. Zhao. Sharing graphs using differentially private graph models. In *Proceedings of the ACM SIGCOMM Internet Measurement Conference*, pages 81–98. ACM, 2011.
- [38] T. Sarlos. Improved approximation algorithms for large matrices via random projections. In *Proceedings of the 47th Annual IEEE Symposium on Foundations of Computer Science*, FOCS '06, pages 143–152, 2006.
- [39] L. Takac and M. Zabovsky. Data analysis in public social networks. 2012.
- [40] M. Taylor. Influence structures. *Sociometry*, pages 490–502, 1969.
- [41] K. Thomas and D. M. Nicol. The koobface botnet and the rise of social malware. In *Proceedings of 5th International Conference on Malicious and Unwanted Software*, pages 63–70. IEEE, 2010.
- [42] U. Von Luxburg. A tutorial on spectral clustering. *Statistics and computing*, 17(4):395–416, 2007.
- [43] Y. Wang, X. Wu, and L. Wu. Differential privacy preserving spectral graph analysis. In J. Pei, V. Tseng, L. Cao, H. Motoda, and G. Xu, editors, *Advances in Knowledge Discovery and Data Mining*, volume 7819 of *Lecture Notes in Computer Science*, pages 329–340. Springer Berlin Heidelberg, 2013.
- [44] C. Wilson, B. Boe, A. Sala, K. P. Puttaswamy, and B. Y. Zhao. User interactions in social networks and their implications. In *Proceedings of the 4th ACM European conference on Computer systems*, pages 205–218. Acm, 2009.
- [45] J. Yang and J. Leskovec. Defining and evaluating network communities based on ground-truth. In *Proceedings of the ACM SIGKDD Workshop on Mining Data Semantics*, page 3. ACM, 2012.