

# On the Corner Points of the Capacity Region of a Gaussian Interference Channel

Igal Sason

Department of Electrical Engineering

Technion, Haifa 32000, Israel

E-mail: sason@ee.technion.ac.il

## Abstract

This work considers the corner points of the capacity region of a two-user Gaussian interference channel (IC). The problem has originated in a paper by Costa (1985), and it was followed by a note that raised an issue and called for further study of these corner points (Sason, 2004). The operational meaning of this study is to explore the situation where one transmitter sends its information at the maximal achievable rate for a single-user (without interference), and the second transmitter needs to keep its data rate below a certain value in order to achieve reliable communication at the two non-cooperating receivers. The analysis in this paper relies on existing outer bounds on the capacity region of a two-user Gaussian IC, leading to informative bounds for these corner points. For weak interference, where the interference coefficients in standard form are below 1, the resulting bounds are asymptotically tight when the transmitted powers tend to infinity, and the corner points coincide in this case with their conjectured values (Costa, 1985). Furthermore, the precision of the assessment of the two corner points for a Gaussian IC with weak interference is high even for moderate signal-to-noise and interference-to-noise ratios. For weak interference, the sub-optimality of these corner points is considered by a derivation of upper and lower bounds on the gap between the sum-rate and the maximal total rate at these corner points. This work also considers the corner points for a Gaussian IC with mixed interference, and a one-sided Gaussian IC. Topics for further research are finally addressed.

## 1. INTRODUCTION

The two-user Gaussian interference channel (IC) has been extensively treated in the literature during the last four decades (see, e.g., [7, Chapter 6]). The input and output alphabet of a two-user, discrete-time and memoryless Gaussian IC is the set of real numbers (i.e.,  $\mathcal{X}_1 = \mathcal{X}_2 = \mathcal{Y}_1 = \mathcal{Y}_2 = \mathbb{R}$ ), and it is characterized by the following linear equations in *standard form* that relate its inputs and outputs as follows:

$$Y_1 = X_1 + \sqrt{a_{12}} X_2 + Z_1 \quad (1)$$

$$Y_2 = \sqrt{a_{21}} X_1 + X_2 + Z_2 \quad (2)$$

where  $a_{12}$  and  $a_{21}$  are the interference coefficients of the links between transmitter 2 to receiver 1, and between transmitter 1 and receiver 2, respectively. These coefficients are fixed in time, and  $Z_1, Z_2$  are Gaussian random variables with zero mean and unit variance that stand for the additive noise at each receiver, and they are independent of the inputs  $X_1$  and  $X_2$ . Since the capacity region only depends on the marginal distributions of each output given the two inputs, it can be assumed without loss of generality that  $Z_1$  and  $Z_2$  are independent. Power constraints are imposed on the channel inputs such that  $\mathbb{E}[X_1^2] \leq P_1$  and  $\mathbb{E}[X_2^2] \leq P_2$ . Throughout this paper, we refer to Gaussian ICs in their standard form. We assume here perfect synchronization between the transmitters and their corresponding non-cooperating receivers, which implies that the capacity region of the IC is convex.

In spite of the attention it has received and the simplicity of the model, the exact characterization of the capacity region of a Gaussian IC remains unknown (except for the case of strong interference [9], [16]). Specifically, the corner points of the capacity region have not been determined yet for Gaussian ICs with weak or mixed interference. These corner points are studied in the converse part of this paper by relying on some existing outer bounds on the capacity region of the two-user Gaussian IC. Various outer bounds on the capacity region of Gaussian ICs have been derived (see, e.g., [1], [3], [7], [8], [10], [12], [13], [15], [17] and [19]).

The operational meaning of the study of the corner points of the capacity region of a two-user Gaussian IC is to explore the situation where one transmitter sends its information at the maximal achievable rate for a single-user (in the absence of interference), and the second transmitter needs to keep its data rate below a certain value in order to achieve reliable communication at the two non-cooperating receivers [4]. Two questions occur in this scenario:

*Question 1:* What is the maximal achievable rate of the second transmitter ?

*Question 2:* Does it enable the first receiver to reliably decode the messages of both transmitters ?

Paper [4] presents an approach suggesting that when one of the transmitters, say transmitter 1, sends its data over a two-user Gaussian IC at the maximal interference-free rate  $R_1 = \frac{1}{2} \log(1 + P_1)$  bits per channel use, then the maximal rate  $R_2$  of transmitter 2 is the rate that enables receiver 1 to decode both messages. The corner points of the capacity region are therefore related to a multiple-access channel where one of the receivers decodes correctly both messages. However, [14, pp. 1354–1355] pointed out a flaw in the proof of [4, Theorem 1], though it was conjectured that the main result holds. It therefore leads to the following conjecture [4]:

*Conjecture 1:* For rate pairs  $(R_1, R_2)$  in the capacity region of a two-user Gaussian IC with arbitrary positive interference coefficients  $a_{12}$  and  $a_{21}$  and power constraints  $P_1$  and  $P_2$ , let

$$C_1 \triangleq \frac{1}{2} \log(1 + P_1), \quad (3)$$

$$C_2 \triangleq \frac{1}{2} \log(1 + P_2) \quad (4)$$

be the capacities of the single-user AWGN channels (in the absence of interference), and

$$R_1^* \triangleq \frac{1}{2} \log \left( 1 + \frac{a_{21}P_1}{1 + P_2} \right) \quad (5)$$

$$R_2^* \triangleq \frac{1}{2} \log \left( 1 + \frac{a_{12}P_2}{1 + P_1} \right). \quad (6)$$

Then, the following is conjectured to hold for achieving reliable communication:

- 1) If  $R_2 \geq C_2 - \varepsilon$ , for an arbitrary  $\varepsilon > 0$ , then  $R_1 \leq R_1^* + \delta_1(\varepsilon)$  where  $\delta_1(\varepsilon) \rightarrow 0$  as  $\varepsilon \rightarrow 0$ .
- 2) If  $R_1 \geq C_1 - \varepsilon$ , then  $R_2 \leq R_2^* + \delta_2(\varepsilon)$  where  $\delta_2(\varepsilon) \rightarrow 0$  as  $\varepsilon \rightarrow 0$ .

The following discussion on Conjecture 1 is separated to Gaussian ICs with weak, mixed, strong, and one-sided interference. The structure of this paper is as follows: essential background is presented in Section 2, Conjecture 1 is considered in Sections 3–5 for a two-user Gaussian IC with either weak, mixed, strong or one-sided interference, the sub-optimality of the corner points of the capacity region of a Gaussian IC with weak interference is considered in Section 6, and a summary is provided in Section 7 with some directions for further research.

## 2. PRELIMINARIES

We state in this section the outer bounds on the capacity region of a two-user Gaussian IC that are used for the analysis in this paper. The bounds are presented in this section to unify the notation used in the relevant papers, making it consistent with the notation used in this paper.

### A. Bounds on the Capacity Region of a General Two-User Gaussian IC

A specialization of [18, Theorem 1] for a two-user Gaussian IC leads to an outer bound on its capacity region as follows (see [7, Section 6.7.2]):

*Theorem 1:* The capacity region of the two-user Gaussian IC is included in the following rate region:

$$\mathcal{R}_o = \left\{ (R_1, R_2) : \begin{array}{l} 0 \leq R_1 \leq \frac{1}{2} \log(1 + P_1) \\ 0 \leq R_2 \leq \frac{1}{2} \log(1 + P_2) \\ R_1 + R_2 \leq \frac{1}{2} \log(1 + P_1 + a_{12}P_2) + \frac{1}{2} \log \left( 1 + \frac{P_2}{1 + a_{12}P_2} \right) \\ R_1 + R_2 \leq \frac{1}{2} \log(1 + P_2 + a_{21}P_1) + \frac{1}{2} \log \left( 1 + \frac{P_1}{1 + a_{21}P_1} \right) \\ R_1 + R_2 \leq \frac{1}{2} \log \left( 1 + a_{12}P_2 + \frac{P_1}{1 + a_{21}P_1} \right) \\ \quad + \frac{1}{2} \log \left( 1 + a_{21}P_1 + \frac{P_2}{1 + a_{12}P_2} \right) \\ 2R_1 + R_2 \leq \frac{1}{2} \log(1 + P_1 + a_{12}P_2) + \frac{1}{2} \log \left( 1 + \frac{P_1}{1 + a_{21}P_1} \right) \\ \quad + \frac{1}{2} \log \left( 1 + a_{21}P_1 + \frac{P_2}{1 + a_{12}P_2} \right) \\ R_1 + 2R_2 \leq \frac{1}{2} \log(1 + P_2 + a_{21}P_1) + \frac{1}{2} \log \left( 1 + \frac{P_2}{1 + a_{12}P_2} \right) \\ \quad + \frac{1}{2} \log \left( 1 + a_{12}P_2 + \frac{P_1}{1 + a_{21}P_1} \right) \end{array} \right\}. \quad (7)$$

### B. An improved outer bound on the capacity region of a Gaussian IC with weak interference

The following theorem suggests an improvement of the outer bound in Theorem 1 for a two-user Gaussian IC with weak interference (see [8, Theorem 3]).

*Theorem 2:* The capacity region of a two-user Gaussian IC with weak interference (i.e.,  $0 \leq a_{12}, a_{21} \leq 1$ ) is included in the following rate region:

$$\mathcal{R}_o = \left\{ (R_1, R_2) : \begin{array}{l} 0 \leq R_1 \leq \frac{1}{2} \log(1 + P_1) \\ 0 \leq R_2 \leq \frac{1}{2} \log(1 + P_2) \\ R_1 + R_2 \leq \frac{1}{2} \log(1 + P_1) + \frac{1}{2} \log\left(1 + \frac{P_2}{1+a_{21}P_1}\right) \\ R_1 + R_2 \leq \frac{1}{2} \log(1 + P_2) + \frac{1}{2} \log\left(1 + \frac{P_1}{1+a_{12}P_2}\right) \\ R_1 + R_2 \leq \frac{1}{2} \log\left(1 + a_{12}P_2 + \frac{P_1}{1+a_{21}P_1}\right) \\ \quad + \frac{1}{2} \log\left(1 + a_{21}P_1 + \frac{P_2}{1+a_{12}P_2}\right) \\ 2R_1 + R_2 \leq \frac{1}{2} \log(1 + P_1 + a_{12}P_2) + \frac{1}{2} \log\left(\frac{1+P_1}{1+a_{21}P_1}\right) \\ \quad + \frac{1}{2} \log\left(1 + a_{21}P_1 + \frac{P_2}{1+a_{12}P_2}\right) \\ R_1 + 2R_2 \leq \frac{1}{2} \log(1 + P_2 + a_{21}P_1) + \frac{1}{2} \log\left(\frac{1+P_2}{1+a_{12}P_2}\right) \\ \quad + \frac{1}{2} \log\left(1 + a_{12}P_2 + \frac{P_1}{1+a_{21}P_1}\right) \end{array} \right\}. \quad (8)$$

Although Theorem 2 provides an improved outer bound on the capacity region of a two-user Gaussian IC with weak interference, the two outer bounds in Theorems 1 and 2 are useful in Section 6 for the analysis of weak interference. The reason is rooted in the fact that also the looser bound in Theorem 1 has the property that if  $(R_1, R_2) \in \mathcal{R}_o$  then  $(R_1 - \frac{1}{2}, R_2 - \frac{1}{2}) \in \mathcal{R}_{\text{HK}}$  where  $\mathcal{R}_{\text{HK}}$  is the achievable rate region by Han and Kobayashi (see [7, Theorem 6.6]).

### C. Improved outer bounds on the capacity region of a Gaussian IC with mixed interference

The following theorem provides an outer bound on the capacity region of a Gaussian IC with mixed interference, referring to the case where  $a_{12} \geq 1$  and  $a_{21} < 1$  (i.e., the interference from transmitter 2 to receiver 1 is strong, and the interference from transmitter 1 to receiver 2 is weak). The following bound is given in [8, Theorem 4].

*Theorem 3:* The capacity region of a two-user Gaussian IC with mixed interference, where  $a_{12} \geq 1$  and  $a_{21} < 1$ , is included in the following rate region:

$$\mathcal{R}_o = \left\{ (R_1, R_2) : \begin{array}{l} 0 \leq R_1 \leq \frac{1}{2} \log(1 + P_1) \\ 0 \leq R_2 \leq \frac{1}{2} \log(1 + P_2) \\ R_1 + R_2 \leq \frac{1}{2} \log(1 + P_1) \\ \quad + \frac{1}{2} \log\left(1 + \frac{P_2}{1+a_{21}P_1}\right) \\ R_1 + R_2 \leq \frac{1}{2} \log(1 + P_1 + a_{12}P_2) \\ R_1 + 2R_2 \leq \frac{1}{2} \log(1 + P_2 + a_{21}P_1) \\ \quad + \frac{1}{2} \log\left(1 + a_{12}P_2 + \frac{P_1}{1+a_{21}P_1}\right) \\ \quad + \frac{1}{2} \log\left(1 + \frac{P_2}{1+a_{12}P_2}\right) \end{array} \right\}. \quad (9)$$

We introduce in the following another outer bound on the capacity region of a two-user Gaussian IC with mixed interference (see [12, Theorem 11]) that will be used for the analysis in this paper.

*Theorem 4:* Consider a two-user Gaussian IC with mixed interference with  $a_{12} \geq 1$  and  $a_{21} < 1$ . Then, its capacity region is included in the rate region  $\mathcal{R}_o = E_1 \cap E_2$  where

$$E_1 \triangleq \bigcup_{\beta \in [\beta_{\min}, \beta_{\max}]} \left\{ (R_1, R_2) : \begin{array}{l} 0 \leq R_1 \leq \frac{1}{2} \log(1 + \beta P') \\ 0 \leq R_2 \leq \frac{1}{2} \log \left( 1 + \frac{(1-\beta)P'}{\beta P' + \frac{1}{a_{21}}} \right) \end{array} \right\} \quad (10)$$

with  $P' \triangleq P_1 + \frac{P_2}{a_{21}}$ ,  $\beta_{\min} \triangleq \frac{P_1}{P'(P_2+1)}$ ,  $\beta_{\max} \triangleq \frac{P_1}{P'} < 1$ , and

$$E_2 \triangleq \left\{ (R_1, R_2) : \begin{array}{l} 0 \leq R_1 \leq \frac{1}{2} \log(1 + P_1) \\ 0 \leq R_2 \leq \frac{1}{2} \log(1 + P_2) \\ R_1 + R_2 \leq \frac{1}{2} \log(1 + P_1 + a_{12}P_2) \end{array} \right\}. \quad (11)$$

*Remark 1:* There is a typo in the formulation of [12, Theorem 11] where the free parameter  $\beta$  for the set  $E_1$  in (10) was claimed to lie within the interval  $\left[0, \frac{P_1}{(1+P_2)P'}\right]$ , instead of the interval  $\left[\frac{P_1}{(1+P_2)P'}, \frac{P_1}{P'}\right]$ . The upper and lower limits on  $\beta$  follow from bounds on  $R_1$  and  $R_2$  that cannot be larger than  $\frac{1}{2} \log(1 + P_1)$  and  $\frac{1}{2} \log(1 + P_2)$ , respectively.

### 3. ON THE CORNER POINTS OF THE CAPACITY REGION OF A TWO-USER GAUSSIAN IC WITH WEAK INTERFERENCE

This section considers Conjecture 1 for a two-user Gaussian IC with weak interference.

It is easy to verify that the points  $(R_1, R_2) = (C_1, R_2^*)$  and  $(R_1^*, C_2)$  are both included in the capacity region of a Gaussian IC with weak interference (i.e., when  $0 \leq a_{12}, a_{21} \leq 1$ ), and that the corresponding receiver of the transmitter that operates at its maximal rate ( $C_1$  or  $C_2$ ) can be designed to decode the messages of both transmitters. We show, for example, the inclusion of the point  $(C_1, R_2^*)$  in the capacity region. Assume that two Gaussian codebooks are used by transmitters 1 and 2, under the power constraints  $P_1$  or  $P_2$ , respectively. Let  $R_1 = C_1 - \varepsilon_1$ , and  $R_2 = R_2^* - \varepsilon_2$  for arbitrary small  $\varepsilon_1, \varepsilon_2 > 0$ . At the input of receiver 1, the power of the signal sent by transmitter 2 is  $a_{12}P_2$ , so since  $R_2 < R_2^*$ , it is possible for receiver 1 to first decode the message sent by transmitter 2 by treating the message sent by transmitter 1 and the additive Gaussian noise of its channel ( $Z_1$ ) as a Gaussian noise with zero mean and variance  $1 + P_1$ . After successfully decoding the message sent by transmitter 2, receiver 1 is able to decode its own message by subtracting the interfering signal of transmitter 2 from the received signal, where at this stage the problem is reduced to a point-to-point communication over an AWGN channel (note that  $R_1 < C_1$ ). Furthermore, receiver 2 is able to decode its message from transmitter 2 by treating the interference from transmitter 1 as an additive Gaussian noise; this is made possible because  $0 \leq a_{12}, a_{21} \leq 1$ , so from (6)

$$R_2^* < \frac{1}{2} \log \left( 1 + \frac{P_2}{1 + a_{21}P_1} \right).$$

By swapping the indices, also the point  $(R_1^*, C_2)$  is shown to be achievable, with the same additional property where receiver 2 is able to decode both messages. To conclude, both points are achievable when the interference is weak, and the considered decoding strategy also enables one of these receivers to decode both messages.

We proceed in the following to the converse part, which leads to the following statement:

*Proposition 1:* Consider a two-user Gaussian IC with weak interference (i.e.,  $a_{12}, a_{21} \in (0, 1)$ ), and let  $C_1, C_2, R_1^*$  and  $R_2^*$  be as defined in (3)–(6), respectively. If  $R_1 \geq C_1 - \varepsilon$  for an arbitrary  $\varepsilon > 0$ , then reliable communication requires that

$$R_2 \leq R_2^* + \frac{1}{2} \log \left( 1 + \frac{P_2}{(1 + a_{21}P_1)(1 + a_{12}P_2)} \right) + 2\varepsilon. \quad (12)$$

Similarly, if  $R_2 \geq C_2 - \varepsilon$ , then

$$R_1 \leq R_1^* + \frac{1}{2} \log \left( 1 + \frac{P_1}{(1 + a_{21}P_1)(1 + a_{12}P_2)} \right) + 2\varepsilon. \quad (13)$$

Consequently, the corner points of the capacity region are  $(R_1, C_2)$  and  $(C_1, R_2)$  where

$$R_1^* \leq R_1 \leq R_1^* + \frac{1}{2} \log \left( 1 + \frac{P_1}{(1 + a_{21}P_1)(1 + a_{12}P_2)} \right) \quad (14)$$

$$R_2^* \leq R_2 \leq R_2^* + \frac{1}{2} \log \left( 1 + \frac{P_2}{(1 + a_{21}P_1)(1 + a_{12}P_2)} \right). \quad (15)$$

In the limit where  $P_1$  and  $P_2$  tend to infinity, which makes it an interference-limited channel,

- 1) Conjecture 1 holds, and it gives an asymptotically tight bound.
- 2) The rate pairs  $(C_1, R_2^*)$  and  $(R_1^*, C_2)$  form the corner points of the capacity region.
- 3) The answer to Question 2 is affirmative.

*Proof:* We rely in the following on Theorem 2 (see [8, Theorem 3]) that provides an outer bound on the capacity region of a two-user Gaussian IC with weak interference. Suppose that  $R_1 \geq C_1 - \varepsilon$  bits per channel use. The outer bound in Theorem 2 yields that the corresponding rate  $R_2$  of transmitter 2 needs to satisfy the inequality

$$\begin{aligned} 2R_1 + R_2 &\leq \frac{1}{2} \log(1 + P_1 + a_{12}P_2) + \frac{1}{2} \log \left( \frac{1 + P_1}{1 + a_{21}P_1} \right) \\ &\quad + \frac{1}{2} \log \left( 1 + a_{21}P_1 + \frac{P_2}{1 + a_{12}P_2} \right) \end{aligned}$$

which therefore implies that

$$\begin{aligned} R_2 &\leq \frac{1}{2} \log(1 + P_1 + a_{12}P_2) + \frac{1}{2} \log \left( \frac{1 + P_1}{1 + a_{21}P_1} \right) \\ &\quad + \frac{1}{2} \log \left( 1 + a_{21}P_1 + \frac{P_2}{1 + a_{12}P_2} \right) \\ &\quad - (\log(1 + P_1) - 2\varepsilon) \\ &= \frac{1}{2} \log \left( 1 + \frac{a_{21}P_1}{1 + P_1} \right) + \frac{1}{2} \log \left( \frac{1}{1 + a_{21}P_1} \right) \\ &\quad + \frac{1}{2} \log \left( 1 + a_{21}P_1 + \frac{P_2}{1 + a_{12}P_2} \right) + 2\varepsilon \\ &= R_2^* + \frac{1}{2} \log \left( 1 + \frac{P_2}{(1 + a_{21}P_1)(1 + a_{12}P_2)} \right) + 2\varepsilon. \end{aligned}$$

This proves the upper bound on  $R_2$  in (12). Similarly, it follows that if  $R_2 \geq C_2 - \varepsilon$  then the bound in (13) holds. From the inclusion of the points  $(C_1, R_2^*)$  and  $(R_1^*, C_2)$  in the capacity region, and from the bounds in (12) and (13) in the limit where  $\varepsilon \rightarrow 0$ , it follows that the corner points of the capacity region are  $(R_1, C_2)$  and  $(C_1, R_2)$  with the bounds on  $R_1$  and  $R_2$  in (14) and (15), respectively.

Since the point  $(C_1, R_2^*)$  is achievable, also is  $(R_1, R_2^*)$  for  $R_1 < C_1$ ; hence, if  $R_1 \geq C_1 - \varepsilon$ , then the maximal rate  $R_2$  of transmitter 2 satisfies

$$\begin{aligned} R_2^* \leq R_2 \leq R_2^* + \frac{1}{2} \log \left( 1 + \frac{P_2}{(1 + a_{21}P_1)(1 + a_{12}P_2)} \right) + 2\varepsilon \\ \triangleq \tilde{R}_2 + 2\varepsilon. \end{aligned}$$

The uncertainty in the maximal achievable rate  $R_2$  when  $\varepsilon \rightarrow 0$  is therefore upper bounded by

$$\Delta R_2 \triangleq \tilde{R}_2 - R_2^* = \frac{1}{2} \log \left( 1 + \frac{P_2}{(1 + a_{21}P_1)(1 + a_{12}P_2)} \right).$$

The asymptotic case where  $P_1$  and  $P_2$  tend to infinity and  $\frac{P_2}{P_1} \rightarrow k$  for an arbitrary  $k > 0$  is examined in the following. In this case,

$$R_2^* \rightarrow \frac{1}{2} \log(1 + ka_{12}), \quad \Delta R_2 \rightarrow 0$$

which proves that Conjecture 1 asymptotically holds in this asymptotic case. Furthermore, since the points  $(C_1, R_2^*)$  and  $(R_1^*, C_2)$  are included in the capacity region, it follows from this converse that they form corner points of this region. Finally, as is explained above, operating at the corner points  $(C_1, R_2^*)$  and  $(R_1^*, C_2)$  enables receiver 1 or receiver 2, respectively, to decode both messages. This answers Question 2 in the affirmative in the asymptotic case where  $P_1$  and  $P_2$  tend to infinity. ■

*Remark 2:* If  $a_{12}a_{21}P_2 \gg 1$  and  $a_{12}a_{21}P_1 \gg 1$ , then it follows from (14) and (15) that the two corner points of the capacity region approximately coincide with the points  $(R_1^*, C_2)$  and  $(C_1, R_2^*)$ , as given in Conjecture 1. It therefore implies that the bounds in (14) and (15) provide high precision in the assessment of the two corner points of the capacity region for a Gaussian IC with weak interference, even for moderate signal-to-noise and interference-to-noise ratios.

In the following example, we provide a numerical evidence of this asymptotic result in Proposition 1 while examining finite values of transmitted powers ( $P_1$  and  $P_2$ ).

*Example 1:* Consider a two-user symmetric Gaussian IC with weak interference where  $a_{12} = a_{21} = a \in (0, 1)$  and  $P_1 = P_2 = P$ , and let  $a = 0.5$  and  $P = 100$ . Assume that transmitter 1 sends its data at the maximal single-user rate of  $C_1 = \frac{1}{2} \log(1 + P) = 3.33$  bits per channel use. According to (15), the corresponding maximal rate  $R_2$  of transmitter 2 lies in the range between 0.292 and 0.317 bits per channel use. This already shows high accuracy in the assessment of the two corresponding corner points of the capacity region (see Remark 2 where in this case  $a^2P = 25 \gg 1$ ). If  $P$  is increased by 10 dB (to 1000), and transmitter 1 sends its data at rate  $C_1 = \frac{1}{2} \log(1 + P) = 5.0$  bits per channel use, then the corresponding maximal rate  $R_2$  lies in the range between 0.292 and 0.295 bits per channel use. Hence, the precision of the assessment of the corner points is improved in the latter case. These numerical results exemplify that even for moderate signal-to-noise and interference-to-noise ratios, the bounds in Proposition 1 provide a rather high accuracy in the assessment of the corner points. Furthermore, the accuracy of this assessment is improved by increasing  $P$ , which is consistent with Remark 2 and the asymptotic tightness of the bounds in Proposition 1 as one lets  $P_1$  and  $P_2$  tend to infinity.

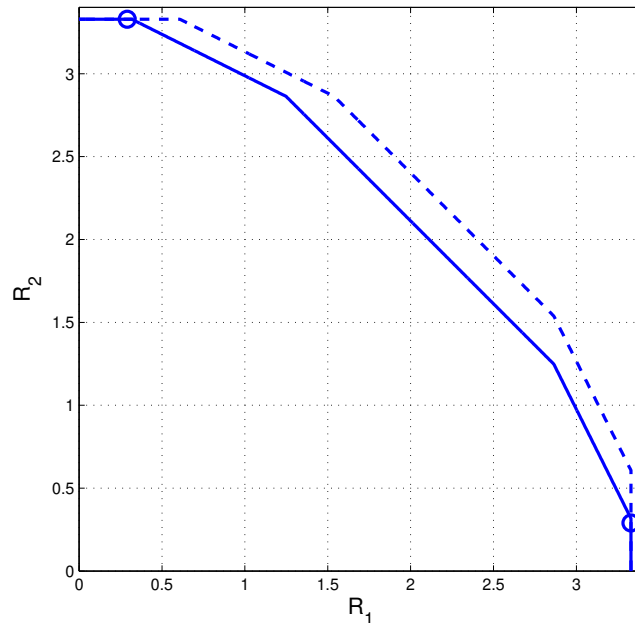


Fig. 1. Two outer bounds on the capacity region of a two-user symmetric Gaussian IC with interference coefficients  $a_{12} = a_{21} = 0.5$  and a common transmitted power  $P_1 = P_2 = 100$  in the standard form (see Example 1). The dashed and solid curves refer to the outer bounds in Theorems 1 and 2. The two circled points refer to Conjecture 1; these points are achievable, and they also almost coincide with the boundary of the outer bound in Theorem 2 (solid line).

Figure 1 corresponds to the setting where  $P_1 = P_2 = 100$  and  $a_{12} = a_{21} = 0.5$ . Two outer bounds on the capacity region of the considered two-user symmetric Gaussian IC are shown in this figure: the dashed and solid curves refer to the boundary of the outer bounds in Theorems 1 and 2, respectively. The two circled points refer

to the values that correspond to Conjecture 1; these points are achievable, and (as is verified numerically) they almost coincide with the boundary of the outer bound in Theorem 2 (solid line). This figure also exemplifies the improvement that is obtained by Theorem 2 (in comparison to Theorem 1) in the assessment of the corner points of the capacity region. This improvement is observed by noticing the closeness of the solid line (in comparison with the dashed line) to the two circled points in this figure. Note that this improvement is consistent with the guaranteed tightness of the outer bound in Theorem 1 that provides the sum-rate within 1 bit per channel use [8].

#### 4. ON CONJECTURE 1 FOR THE TWO-USER GAUSSIAN ICs WITH MIXED OR STRONG INTERFERENCE

This section considers Conjecture 1 for a two-user Gaussian IC with mixed or strong interference. In the context of this discussion, the reader is also referred to [12, Section 6] and [17, Section 2.C] that determine, independently, one corner point of the capacity region of a Gaussian IC with mixed interference.

##### A. On Conjecture 1 for the Gaussian IC with Mixed Interference

Conjecture 1 is considered in the following for a two-user Gaussian IC with mixed interference. Let  $a_{12} \geq 1$  and  $a_{21} < 1$  (i.e., it is assumed that there exists a strong interference between transmitter 2 and receiver 1, and a weak interference between transmitter 1 and receiver 2).

*Proposition 2:* Consider a two-user Gaussian IC with mixed interference where  $a_{12} \geq 1$  and  $a_{21} < 1$ , and assume that transmitter 1 sends its message at rate  $R_1 \geq C_1 - \varepsilon$  for an arbitrary  $\varepsilon > 0$ . Then, the following holds:

- 1) If  $1 - a_{12} < (a_{12}a_{21} - 1)P_1$ , then

$$R_2 \leq \frac{1}{2} \log \left( 1 + \frac{P_2}{1 + a_{21}P_1} \right) + \varepsilon. \quad (16)$$

This implies that the maximal rate  $R_2$  is *strictly smaller* than the corresponding upper bound in Conjecture 1.

- 2) Otherwise, if  $1 - a_{12} \geq (a_{12}a_{21} - 1)P_1$ , then

$$R_2 \leq R_2^* + \varepsilon. \quad (17)$$

This coincides with the upper bound in Conjecture 1.

Furthermore, the above two items refer to a corner point that achieves the maximal sum-rate. If  $R_2 \geq C_2 - \varepsilon$ , for some  $\varepsilon > 0$ , then the corresponding  $R_1$  satisfies

$$R_1 \leq \frac{1}{2} \log \left( 1 + \frac{P_1}{1 + P_2} \right) + \delta(\varepsilon) \quad (18)$$

where  $\delta(\varepsilon) \rightarrow 0$  as  $\varepsilon \rightarrow 0$ .

*Proof:* The first part of this proposition forms a consequence of [12, Theorem 10]. Note that if  $1 - a_{12} < (a_{12}a_{21} - 1)P_1$ , then

$$\frac{1}{2} \log \left( 1 + \frac{P_2}{1 + a_{21}P_1} \right) < R_2^*$$

so [12, Eq. (155)] implies inequality (16) under the above condition; otherwise, it implies that (17) holds.

In the following, we rely on Theorem 4 to obtain an upper bound on the maximal possible rate of transmitter 1 ( $R_1$ ) when transmitter 2 sends its data at rate  $C_2$ . From the boundary of the outer bound  $E_1$  in Theorem 4, one needs to find  $\beta$  such that

$$C_2 = \frac{1}{2} \log \left( 1 + \frac{(1 - \beta)P'}{\beta P' + \frac{1}{a_{21}}} \right)$$

where  $P' \triangleq P_1 + \frac{P_2}{a_{21}}$ . This gives  $\beta = \frac{P_1}{(P_2+1)P'}$ , which implies that

$$\begin{aligned} R_1 &\leq \frac{1}{2} \log(1 + \beta P') \\ &= \frac{1}{2} \log \left( 1 + \frac{P_1}{1 + P_2} \right). \end{aligned}$$

Inequality (18) follows by noticing that the boundary of the outer bound  $E_1$  in Theorem 4, which is parameterized by the free parameter  $\beta \in [\beta_{\min}, \beta_{\max}] \in (0, 1)$ , has a non-zero and finite derivative. ■

*Example 2:* We examine a two-user Gaussian IC with mixed interference as in the setting of Proposition 2. Figures 2 and 3 refer to Gaussian ICs with mixed interference of the types addressed in items 1 and 2 of Proposition 2, respectively.

In Figure 2, the set of channel parameters of its left plot is  $P_1 = P_2 = 50$ ,  $a_{12} = 10$  and  $a_{21} = 0.2$ , and its right plot corresponds to the case where  $a_{12} = 20$  while the other parameters are kept fixed. The two plots in Figure 2 show three outer bounds on the capacity region: the dashed line refers to the boundary of the outer bound in Theorem 1, the dash-dotted line corresponds to Theorem 3, and the solid line corresponds to the improved outer bound in Theorem 4. The circled points in each plot refer to Conjecture 1. It is observed from these two plots that if transmitter 1 operates at a rate that is close to the capacity of the point-to-point AWGN channel for the link between this transmitter and its intended receiver (i.e.,  $R_1 = 2.84$  bits per channel use), then the upper bound on the maximal rate of transmitter 2 that is obtained from Theorem 4, is significantly below the upper bound on  $R_2$  that appears in the first part of Conjecture 1. Furthermore, this gap is more pronounced by enhancing the link between transmitter 2 and receiver 1; this observation follows from a comparison of the two plots in Figure 2 where the gap between the circled left point and the corresponding point on the solid line with the same value for  $R_1$  value is larger in the right plot of Figure 2. For both plots, the outer bound  $E_1$  in Theorem 4 dominates the second outer bound  $E_2$  of this theorem, so indeed the solid line in this figure (which refers to the outer bound  $E_1 \cap E_2$  in Theorem 4) provides a curved line as a boundary of the outer bound.

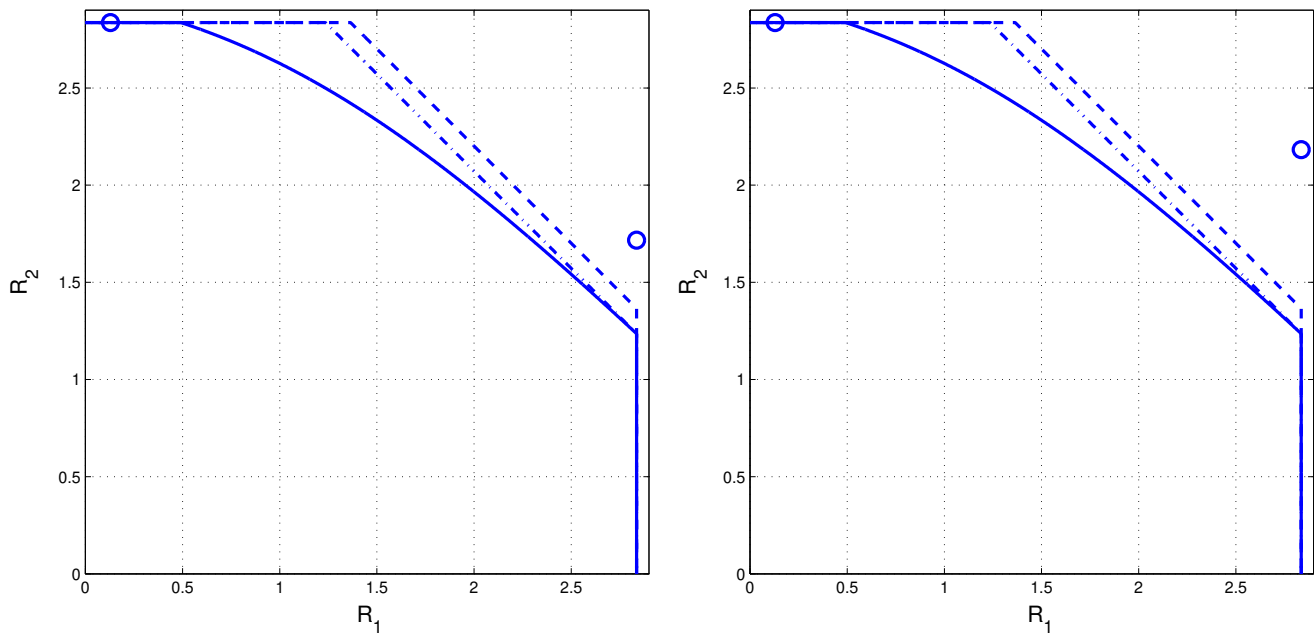


Fig. 2. The plots refer to two Gaussian ICs with mixed interference of the type addressed in item 1 of Proposition 2. In the left plot  $P_1 = P_2 = 50$ ,  $a_{12} = 10$  and  $a_{21} = 0.2$ , and in the right plot - the parameters stay the same, except that  $a_{12}$  is doubled ( $a_{12} = 20$ ). Both plots show three outer bounds on the capacity region (see Example 2): the dashed line refers to the boundary of the outer bound in Theorem 1, the dash-dotted line corresponds to Theorem 3, and the solid line corresponds to the improved bound in Theorem 4. The circled points in each plot refer to Conjecture 1.

Figure 3, which refers to Gaussian ICs with mixed interference of the type addressed in item 2 of Proposition 2, includes two plots: The left plot corresponds to a common power of both transmitters with  $P_1 = P_2 = 10$ , and interference coefficients  $a_{12} = 3$  and  $a_{21} = 0.2$ . The right plot refers to the same interference coefficients, but with transmitted powers that are multiplied by a factor of 5; consequently, the inequality  $1 - a_{12} \geq (a_{12}a_{21} - 1)P_1$  is satisfied in a sharpened way for the right plot of this figure. This enlarges the range of rates  $R_1$  for which the outer bound  $E_2$  in (11) improves the other outer bound  $E_1$  in (10); it therefore enlarges the range of rates  $R_1$  for which the boundary of the outer bound in Theorem 4 forms a straight line, as it is observed from a comparison of the solid lines in the left and right plots of Figure 3. Furthermore, as is shown in both plots of Figure 3, the



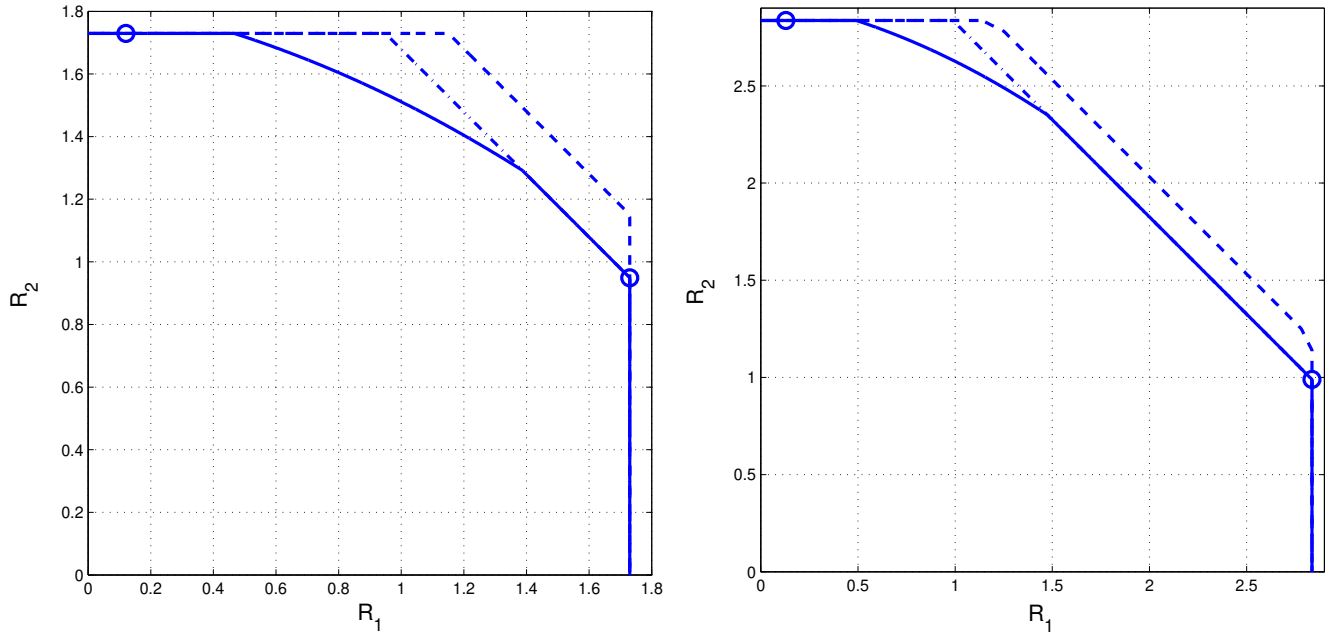


Fig. 3. The plots refer to Gaussian ICs with mixed interference of the type addressed in item 2 of Proposition 2. In the left plot  $P_1 = P_2 = 10$ ,  $a_{12} = 3$  and  $a_{21} = 0.2$ , and in the right plot - the interference coefficients stay the same, and  $P_1 = P_2 = 50$ . Both plots show three outer bounds on the capacity region (see Example 2): the dashed line refers to the boundary of the outer bound in Theorem 1, the dash-dotted line corresponds to Theorem 3, and the solid line corresponds to the improved bound in Theorem 4. The circled points in each plot refer to Conjecture 1.

right corner point of the outer bounds on the capacity region in Theorems 3 and 4 (see the solid and dash-dotted curves of both plots in this figure) coincides with the value suggested by the first item of Conjecture 1 (see the right circled point in each plot) where this exact corner point for the case of mixed interference was found in [12, Section 6] and [17, Section 2.C]. The upper bound that refers to the left corner point of the capacity region is tightened via the use of Theorem 4, although there is a gap between the upper bound on the left corner point and the circled point that is suggested by the second item of Conjecture 1.

#### B. On Conjecture 1 for the Gaussian IC with Strong Interference

Conjecture 1 holds for the corner points of the capacity region of a two-user Gaussian IC with strong interference. In the case of strong interference where  $1 \leq a_{12} \leq 1 + P_1$  and  $1 \leq a_{21} \leq 1 + P_2$ , the capacity region of the Gaussian IC is given by the intersection of the capacity regions of the two Gaussian multiple-access channels where each receiver decode both messages (see [9, Theorem 5.2] and [16]). The resulting two corner points of this capacity region are consistent with Conjecture 1. Clearly, Question 2 is answered in the affirmative for the case of strong interference because both receivers are able to decode the messages of the two transmitters.

In the case of very strong interference, where  $a_{12} \geq 1 + P_1$  and  $a_{21} \geq 1 + P_2$ , the capacity region is not affected by the interference [2]; the latter is a trivial case where Conjecture 1 does not provide a tight upper bound on the rate of the second transmitter 2 when the rate of first transmitter is close to its corresponding interference-free capacity (if  $a_{12} > 1 + P_1$  and  $a_{21} > 1 + P_2$ , then  $R_1^* > C_1$  and  $R_2^* > C_2$ ).

### 5. ON THE CORNER POINTS OF A ONE-SIDED GAUSSIAN INTERFERENCE CHANNEL WITH WEAK INTERFERENCE

So far, Conjecture 1 and the analysis in Sections 3 and 4 refer to a two-sided Gaussian IC (i.e.,  $a_{12}, a_{21} > 0$ ). In the following, we discuss the corner points of the capacity region of a one-sided Gaussian IC (a.k.a. a Gaussian Z-interference channel) with weak interference. This forms as a continuation to the discussion in Section 3 where one of the interference coefficients is set to zero.

In [4], an interesting equivalence was established between the one-sided Gaussian IC and the degraded Gaussian IC. More specifically, from [4], a two-user Gaussian IC which in standard form has power constraints  $P_1$  and  $P_2$

for transmitters 1 and 2, respectively, and whose interference coefficients are  $a_{12} = 0$  and  $a_{21} = a$  (for  $0 < a < 1$ ) is equivalent in terms of its capacity region to the Gaussian degraded channel whose standard form in (1) and (2) is given by

$$Y_1 = X_1 + \sqrt{\frac{1}{a}} X_2 + Z_1 \quad (19)$$

$$Y_2 = \sqrt{a} X_1 + X_2 + Z_2 \quad (20)$$

with the same power constraints  $P_1$  and  $P_2$  on its inputs, and  $Z_1 Z_2$  are independent Gaussian random variables with zero mean and unit variance. This equivalence is easily verified by first replacing  $a$  with  $\sqrt{a}$  in [4, Fig. 6] for adapting it to the notation used here; then,  $X_1$  and  $X_2'$  in this figure have powers  $P_1$  and  $\frac{P_2}{a}$ , and finally letting  $X_2 \triangleq \sqrt{a} X_2'$  in [4, Fig. 2(d)]; hence, it leads to the standard form of a degraded Gaussian IC in (19) and (20). Note also that for the degraded Gaussian IC in (19) and (20) we have  $a_{12} = \frac{1}{a}$  and  $a_{21} = a$ , so indeed the equality  $a_{12} a_{21} = 1$  holds; furthermore, since  $0 < a < 1$ , we have  $a_{12} > 1$  and  $a_{21} < 1$ , which is identical to the setting of the degraded Gaussian IC that forms a special case of item 1 in Proposition 2 (since  $1 - a_{12} = 1 - \frac{1}{a} < 0 = (a_{12} a_{21} - 1) P_1$ ).

Now we are in a stage of using Proposition 2 to the degraded Gaussian IC in (19) and (20), and using the results that refer to the corner points of the capacity region of this degraded Gaussian IC in order to consider the corner points of the capacity region for the equivalent one-sided Gaussian IC. The first part of Proposition 2 implies that one corner point of the one-sided Gaussian IC can be determined exactly, and its value is

$$\left( \frac{1}{2} \log(1 + P_1), \frac{1}{2} \log \left( 1 + \frac{P_2}{1 + a P_1} \right) \right). \quad (21)$$

This is consistent with [14, Theorem 2] that provides the sum-rate of the one-sided Gaussian IC, and it shows (as part of its proof) that this corner point achieves the sum-rate for weak interference. We proceed to a characterization of the second corner point of the capacity region: according to item 2 of Proposition 2, the second corner point of the considered one-sided Gaussian IC is given by  $(R_1, C_2)$  where (see (18))

$$\frac{1}{2} \log \left( 1 + \frac{a P_1}{1 + P_2} \right) \leq R_1 \leq \frac{1}{2} \log \left( 1 + \frac{P_1}{1 + P_2} \right). \quad (22)$$

Note that the lower bound on  $R_1$  follows from the achievability of the point  $(R_1^*, C_2)$  for the degraded Gaussian IC in (19) and (20).

To conclude this section, these corner points are examined in the extreme cases where  $a$  tends to the endpoints of the interval  $(0, 1)$ . In the first case where  $a \rightarrow 0$ , the exact corner point in (21) tends to  $(C_1, C_2)$ , which means that the capacity region tends to the rectangle  $[0, C_1] \times [0, C_2]$ ; this is consistent with the expectation that, as  $a \rightarrow 0$ , the one-sided Gaussian IC tends to the case of two independent AWGN channels with no interference. In the second case where  $a$  tend to 1, the two corner points in this limit case are known exactly; from (21) and (22), the two corner points of the capacity region tend, respectively, to

$$\left( \frac{1}{2} \log(1 + P_1), \frac{1}{2} \log \left( 1 + \frac{P_2}{1 + P_1} \right) \right)$$

and

$$\left( \frac{1}{2} \log \left( 1 + \frac{P_1}{1 + P_2} \right), \frac{1}{2} \log(1 + P_2) \right).$$

This can be justified by the reasoning that when  $a \rightarrow 1$ , the degraded Gaussian IC in (19) and (20) tends to the case of an IC whose capacity region is equal to the intersection of the two induced multiple-access channels (see [9, Theorem 5.2]), so the values of the corner points in this limit case shows continuity at  $a = 1$ .

The following statement summarizes this section.

*Proposition 3:* Consider a two-user and one-sided Gaussian IC with weak interference, which in standard form has power constraints  $P_1$  and  $P_2$  for transmitters 1 and 2, respectively, and whose interference coefficients are  $a_{12} = 0$  and  $a_{21} = a$  (for  $0 < a < 1$ ). Then, one of the two corner points of its capacity region is given by the point in (21). The other point is  $(R_1, C_2)$  where  $R_1$  satisfies the bounds in (22), and these bounds establish continuity at  $a = 1$ .

The corner point in (21) demonstrates that Conjecture 1 does not extend to a one-sided Gaussian IC; note that this conjecture applies to two-sided Gaussian ICs (where  $a_{12}, a_{21} > 0$ ).

## 6. ON THE SUB-OPTIMALITY OF THE CORNER POINTS FOR A GAUSSIAN IC WITH WEAK INTERFERENCE

The sum-rate of a Gaussian IC is attained at one of the corner points of the capacity region in the case of mixed, strong or one-sided interference, and this corner point is known exactly. This is in contrast to a Gaussian IC with (two-sided) weak interference whose sum-rate is not attained at one of the corner points of its capacity region. It is therefore of interest to examine the sub-optimality of these corner points in the sense of measuring the gap ( $\Delta$ ) between the sum-rate ( $C_{\text{sum}}$ ) and the maximal total throughput ( $R_1 + R_2$ ) that is obtained by the two corner points of the capacity region:

$$\Delta \triangleq C_{\text{sum}} - \max\{R_1 + R_2 : (R_1, R_2) \text{ are corner points}\}. \quad (23)$$

We therefore have  $\Delta = 0$  for a Gaussian IC with mixed, strong or one-sided interference, so the focus in this section is on a Gaussian IC with two-sided weak interference. The purpose of this section is to derive bounds on  $\Delta$  for the case of weak interference, and provide a quantitative measure for the sub-optimality of the corner points. To this end, the bounds in Proposition 1 (see Section 3) as well as upper and lower bounds on the sum-rate are used for this analysis to obtain upper and lower bounds on  $\Delta$ ; in general, bounds on the sum-rate are provided in [5], [8], [17], [20] and [21]. The proposed study measures the sub-optimality (in terms of the total throughput) of the scenario where one transmitter operates at its maximal possible single-user rate, and the other transmitter reduces its rate to the point where reliable communication is achievable.

### A. An Upper Bound on the Gap ( $\Delta$ ) for the Corner Points of the Capacity Region

For the derivation of an upper bound on  $\Delta$ , we rely on an upper bound on the sum-rate and a lower bound on the maximal value of  $R_1 + R_2$  that can be obtained by the two corner points of the capacity region of a Gaussian IC with weak interference. Since the points  $(R_1^*, C_2)$  and  $(C_1, R_2^*)$  are achievable, it follows that

$$\begin{aligned} & \max\{R_1 + R_2 : (R_1, R_2) \text{ are corner points}\} \\ & \geq \max\{R_1^* + C_2, R_2^* + C_1\} \\ & = \frac{1}{2} \max\left\{\log(1 + P_2 + a_{21}P_1), \log(1 + P_1 + a_{12}P_2)\right\}. \end{aligned} \quad (24)$$

Furthermore, the outer bound on the capacity region of a Gaussian IC with weak interference in Theorem 2 (see (8)) gives the following upper bound on the sum-rate:

$$\begin{aligned} C_{\text{sum}} \leq \frac{1}{2} \min & \left\{ \log(1 + P_1) + \log\left(1 + \frac{P_2}{1 + a_{21}P_1}\right), \right. \\ & \log(1 + P_2) + \log\left(1 + \frac{P_1}{1 + a_{12}P_2}\right), \\ & \log\left(1 + a_{12}P_2 + \frac{P_1}{1 + a_{21}P_1}\right) \\ & \left. + \log\left(1 + a_{21}P_1 + \frac{P_2}{1 + a_{12}P_2}\right) \right\}. \end{aligned} \quad (25)$$

An upper bound on  $\Delta$  follows from a combination of (23)–(25), which yields that

$$\begin{aligned} \Delta \leq \frac{1}{2} & \left[ \min \left\{ \log(1 + P_1) + \log\left(1 + \frac{P_2}{1 + a_{21}P_1}\right), \right. \right. \\ & \log(1 + P_2) + \log\left(1 + \frac{P_1}{1 + a_{12}P_2}\right), \\ & \log\left(1 + a_{12}P_2 + \frac{P_1}{1 + a_{21}P_1}\right) \\ & \left. + \log\left(1 + a_{21}P_1 + \frac{P_2}{1 + a_{12}P_2}\right) \right\} \\ & \left. - \max\left\{\log(1 + P_2 + a_{21}P_1), \log(1 + P_1 + a_{12}P_2)\right\} \right]. \end{aligned} \quad (26)$$

For a symmetric Gaussian IC with weak interference, where  $P_1 = P_2 = P$  and  $a_{12} = a_{21} = a$  ( $0 < a < 1$ ), the bound in (26) is simplified to

$$\Delta \leq \frac{1}{2} \left[ \min \left\{ \log(1+P) + \log \left( 1 + \frac{P}{1+aP} \right), \right. \right. \\ \left. \left. 2 \log \left( 1 + aP + \frac{P}{1+aP} \right) \right\} - \log(1+(1+a)P) \right] \quad (27)$$

and, consequently, in the limit where we let  $P$  tend to infinity,

$$\lim_{P \rightarrow \infty} \Delta \leq \frac{1}{2} \log \left( \frac{1}{a} \right). \quad (28)$$

Note that, for  $a = 1$ , the capacity region is the polyhedron that follows from the intersection of the capacity regions of two Gaussian multiple-access channels. The corner points of this capacity region are indeed optimal in the sense that  $\Delta = 0$ ; hence, the bound in (28) is tight and continuous at a left neighborhood of  $a = 1$ .

### B. A Lower Bound on the Gap ( $\Delta$ ) for the Corner Points of the Capacity Region

For the derivation of a lower bound on  $\Delta$ , we rely on a lower bound on the sum-rate and an upper bound on the maximal value of  $R_1 + R_2$  that can be obtained by the two corner points of the capacity region. From Proposition 1, it follows that the maximal throughput among the two corner points satisfies

$$\begin{aligned} & \max \{ R_1 + R_2 : (R_1, R_2) \text{ are corner points} \} \\ & \leq \max \left\{ R_1^* + C_2 + \frac{1}{2} \log \left( 1 + \frac{P_1}{(1+a_{21}P_1)(1+a_{12}P_2)} \right), \right. \\ & \quad \left. R_2^* + C_1 + \frac{1}{2} \log \left( 1 + \frac{P_2}{(1+a_{21}P_1)(1+a_{12}P_2)} \right) \right\} \\ & = \frac{1}{2} \max \left\{ \log(1+P_2+a_{21}P_1) + \log \left( 1 + \frac{P_1}{(1+a_{21}P_1)(1+a_{12}P_2)} \right), \right. \\ & \quad \left. \log(1+P_1+a_{12}P_2) + \log \left( 1 + \frac{P_2}{(1+a_{21}P_1)(1+a_{12}P_2)} \right) \right\}. \quad (29) \end{aligned}$$

In order to get a lower bound on the sum-rate of the capacity region of a Gaussian IC with weak interference, we rely on [8] and [18]. The particularization of the outer bound in [18] for the Gaussian IC leads to the outer bound in Theorem 1 (see [7, Section 6.7.2]). Furthermore, if  $(R_1, R_2) \in \mathcal{R}_o$  then we must have  $(R_1 - \frac{1}{2}, R_2 - \frac{1}{2}) \in \mathcal{R}_{\text{HK}}$  where  $\mathcal{R}_{\text{HK}}$  denotes the achievable rate region by Han and Kobayashi [9] (see [18, Remark 2] and also [7, Section 6.7.2]); the "within one bit" result in [8] and [18] is per complex dimension, and here it is replaced by a half-bit per dimension since all the random variables involved in the calculations of the outer bound on the capacity region of a scalar Gaussian IC are real-valued [7, Theorem 6.6]. Consider the boundary of the outer bound  $\mathcal{R}_o$  in Theorem 1. If one of the three constraints on  $R_1 + R_2$  for this outer bound is active in (7) (this needs to be verified first), then a point on the boundary of  $\mathcal{R}_o$  that attains the maximum value for  $R_1 + R_2$  satisfies the equality

$$\begin{aligned} R_1 + R_2 = \frac{1}{2} \min & \left\{ \log(1+P_1+a_{12}P_2) + \log \left( 1 + \frac{P_2}{1+a_{12}P_2} \right), \right. \\ & \log(1+P_2+a_{21}P_1) + \log \left( 1 + \frac{P_1}{1+a_{21}P_1} \right), \\ & \log \left( 1 + a_{12}P_2 + \frac{P_1}{1+a_{21}P_1} \right) \\ & \left. + \log \left( 1 + a_{21}P_1 + \frac{P_2}{1+a_{12}P_2} \right) \right\}. \quad (30) \end{aligned}$$

Since  $(R_1 - \frac{1}{2}, R_2 - \frac{1}{2})$  is a point that is included in the Han-Kobayashi achievable rate region, it follows that the maximal value of  $R_1 + R_2$  over all the points of the achievable region  $\mathcal{R}_{\text{HK}}$  is lower bounded by the value on the right-hand side of (30) minus 1. Consequently, under the mild condition above, it gives that

$$C_{\text{sum}} \geq \frac{1}{2} \min \left\{ \begin{aligned} &\log(1 + P_1 + a_{12}P_2) + \log \left( 1 + \frac{P_2}{1 + a_{12}P_2} \right), \\ &\log(1 + P_2 + a_{21}P_1) + \log \left( 1 + \frac{P_1}{1 + a_{21}P_1} \right), \\ &\log \left( 1 + a_{12}P_2 + \frac{P_1}{1 + a_{21}P_1} \right) \\ &+ \log \left( 1 + a_{21}P_1 + \frac{P_2}{1 + a_{12}P_2} \right) \end{aligned} \right\} - 1. \quad (31)$$

From (23), (29) and (31), it follows that

$$\begin{aligned} \Delta \geq \frac{1}{2} \left[ \min \left\{ \begin{aligned} &\log(1 + P_1 + a_{12}P_2) + \log \left( 1 + \frac{P_2}{1 + a_{12}P_2} \right), \\ &\log(1 + P_2 + a_{21}P_1) + \log \left( 1 + \frac{P_1}{1 + a_{21}P_1} \right), \\ &\log \left( 1 + a_{12}P_2 + \frac{P_1}{1 + a_{21}P_1} \right) + \log \left( 1 + a_{21}P_1 + \frac{P_2}{1 + a_{12}P_2} \right) \end{aligned} \right\} \right. \\ \left. - \max \left\{ \begin{aligned} &\log(1 + P_2 + a_{21}P_1) + \log \left( 1 + \frac{P_1}{(1 + a_{21}P_1)(1 + a_{12}P_2)} \right), \\ &\log(1 + P_1 + a_{12}P_2) + \log \left( 1 + \frac{P_2}{(1 + a_{21}P_1)(1 + a_{12}P_2)} \right) \end{aligned} \right\} \right] - 1 \quad (32) \end{aligned}$$

provided that the constraint on  $R_1 + R_2$  that refers to the three inequalities in (7) is active (it needs to be verified as a pre-condition for (32) to hold). We particularize in the following the lower bound in (32) for a symmetric Gaussian IC with weak interference, and state a sufficient condition for ensuring that (31) and (32) hold in the symmetric case:

*Lemma 1:* For a symmetric Gaussian IC with weak interference where  $P_1 = P_2 = P \geq 2.550$  and  $a_{12} = a_{21} = a \in (0, 1)$ , the constraint on  $R_1 + R_2$  in the outer bound (7) is active.

*Proof:* Consider the straight lines that refer to the inequalities for  $2R_1 + R_2$  and  $R_1 + 2R_2$  in (7). For the symmetric Gaussian IC with weak interference ( $a_{12} = a_{21} = a$  with  $0 < a < 1$ ), it corresponds to the straight lines

$$\begin{aligned} 2R_1 + R_2 &= \frac{1}{2} \left[ \log(1 + P + aP) + \log \left( 1 + \frac{P}{1 + aP} \right) + \log \left( 1 + aP + \frac{P}{1 + aP} \right) \right], \\ R_1 + 2R_2 &= \frac{1}{2} \left[ \log(1 + P + aP) + \log \left( 1 + \frac{P}{1 + aP} \right) + \log \left( 1 + aP + \frac{P}{1 + aP} \right) \right] \end{aligned}$$

which intersect at a point  $(R_1, R_2)$  where  $R_1 = R_2 \triangleq R$ , and the corresponding value of  $R_1 + R_2$  for this intersection point is equal to

$$R_1 + R_2 = \frac{1}{3} \left[ \log(1 + P + aP) + \log \left( 1 + \frac{P}{1 + aP} \right) + \log \left( 1 + aP + \frac{P}{1 + aP} \right) \right]. \quad (33)$$

The two inequalities for  $R_1 + R_2$  in the outer bound (7) are given by

$$R_1 + R_2 \leq \frac{1}{2} \left[ \log(1 + P + aP) + \log \left( 1 + \frac{P}{1 + aP} \right) \right], \quad (34)$$

$$R_1 + R_2 \leq \log \left( 1 + aP + \frac{P}{1 + aP} \right). \quad (35)$$

The right-hand side of (33) is equal to the weighted average of the right-hand sides of (34) and (35) with weights  $\frac{2}{3}$  and  $\frac{1}{3}$ , respectively; hence, it implies that one of the two inequalities for  $R_1 + R_2$  in (7) should be active in the determination of the boundary of this outer bound if the above intersection point  $(R, R)$  also satisfies  $R < \frac{1}{2} \log(1 + P)$  for every  $0 < a < 1$ . To ensure the satisfiability of the latter condition, let

$$f(a) \triangleq \frac{1}{2} \log(1 + P) - \frac{1}{6} \left[ \log(1 + P + aP) + \log \left( 1 + \frac{P}{1 + aP} \right) + \log \left( 1 + aP + \frac{P}{1 + aP} \right) \right], \quad \forall a \in [0, 1]$$

where  $P > 0$  is arbitrary; the satisfiability of the condition that  $R < \frac{1}{2} \log(1 + P)$  for every  $0 < a < 1$  requires that  $f$  is non-negative over the interval  $[0, 1]$ . One can verify that  $f$  is concave over this interval and also  $f(0) = 0$ , so  $f(a) \geq 0$  for  $a \in [0, 1]$  if and only if  $f(1) \geq 0$ . Straightforward algebra shows that  $f(1) \geq 0$  if and only if  $P^4 + P^3 - 6P^2 - 7P - 2 \geq 0$ , which is satisfied if and only if  $P \geq 2.550$  (the other solutions of this inequality are infeasible for  $P$ ). It therefore ensures that, if  $P \geq 2.550$ , then at least one of the two inequalities for  $R_1 + R_2$  in the outer bound (7) is active; it is done by proving that one of the two inequality constraints on  $R_1 + R_2$  in (7) is relevant for the intersection point of the two straight lines that refer to the inequality constraints on  $2R_1 + R_2$  and  $2R_2 + R_1$  in (7), and this intersection point falls inside the square  $[0, C] \times [0, C]$  with  $C \triangleq \frac{1}{2} \log(1 + P)$ . This completes the proof of the lemma. ■

Based on Lemma 1, it follows that the lower bound on the rate-sum in (31), and consequently also the lower bound on  $\Delta$  in (32) hold for a symmetric Gaussian IC with weak interference if  $P \geq 2.550$ . In this case, the lower bound in (32) is simplified to

$$\begin{aligned} \Delta \geq \frac{1}{2} \left[ \min \left\{ \log(1 + (a + 1)P) + \log \left( 1 + \frac{P}{1 + aP} \right), \right. \right. \\ \left. \left. 2 \log \left( 1 + aP + \frac{P}{1 + aP} \right) \right\} \right. \\ \left. - \log(1 + (a + 1)P) - \log \left( 1 + \frac{P}{(1 + aP)^2} \right) \right] - 1, \end{aligned} \quad (36)$$

so, in the asymptotic case where we let  $P$  tend to infinity, it follows from (36) that

$$\lim_{P \rightarrow \infty} \Delta \geq \frac{1}{2} \log \left( \frac{1}{a} \right) - 1. \quad (37)$$

A comparison of the asymptotic upper and lower bounds on  $\Delta$  in (28) and (37), respectively, for a symmetric Gaussian IC with weak interference yields that these two asymptotic bounds agree within 1 bit per channel use; this holds irrespectively of the value of the interference coefficient  $a \in (0, 1)$ ; note that the upper bound is tight for  $a$  close to 1, and also both asymptotic bounds tend to infinity as  $a \rightarrow 0$ . This shows that the smaller the value of  $a$  is, the more sub-optimal are the corner points of the capacity region in comparison to the point that achieves the sum-rate; it also provides a quantitative measure for this sub-optimality.

## 7. SUMMARY AND OUTLOOK

This paper considers the corner points of the capacity region of a two-user Gaussian IC, motivated by the operational meaning to investigate the situation where one transmitter sends its information at the maximal achievable rate for a single-user (in the absence of interference), and consequently the second transmitter needs to keep its data rate below a certain value in order to achieve reliable communication at the two non-cooperating receivers [4]. This study forms a follow-up of [4], and a note in [14, pp. 1354–1355] which left the determination of these corner points as an open problem (as is also noted in [11, p. 164]). So far, one corner point of the one-sided Gaussian IC was determined in [14, Theorem 2], and one corner point for the Gaussian IC with mixed interference was determined (independently) in [12, Section 6] and [17, Section 2.C].

The approach used here relies on existing outer bounds on the capacity region of a two-user Gaussian IC (see [1], [3], [7], [8], [10], [12], [13], [15], [17] and [19]). The main focus of this paper is in the Gaussian IC with weak interference (either one-sided or two-sided interference). In the case of a two-sided weak interference (i.e.,

when both interference coefficients in standard form are positive and below 1), Proposition 1 provides rigorous bounds which well approximate the corner points of the capacity region (see Remark 2, followed by Example 1 and Figure 1). These bounds are asymptotically tight when we let the transmitted powers tend to infinity (thus, making it an interference-limited channel); in this asymptotic case, the bounds are consistent with Conjecture 1 that originated from [4]. The precision of the assessment of the two corner points for a Gaussian IC with weak interference is high even for moderate signal-to-noise and interference-to-noise ratios. Furthermore, in the asymptotic case where the transmitted powers tend to infinity for a Gaussian IC with weak interference, it is shown that each of the corner points of the capacity region can be achieved with the additional feature that one of the receivers is able to decode both messages.

For a Gaussian IC with mixed interference (i.e., where one of the interference links is strong and the other is weak), we consider the corner points of the capacity region. This study relies on [12, Section 6] or [17, Section 2.C], and the bounding technique for a degraded Gaussian IC [15]. Accordingly, Conjecture 1 is discussed in the context of mixed or strong interference (see Section 4).

Based on an interesting equivalence that has been established in [4] between the class of one-sided Gaussian ICs with weak interference and the class of degraded Gaussian ICs, the corner points of the capacity region of a one-sided Gaussian IC with weak interference are considered in this paper (see Section 5), as a continuation to [14, Theorem 2].

The sum-rate of a Gaussian IC is attained at one of the corner points of the capacity region in the case of mixed, strong or one-sided interference, and this corner point is known exactly. This is in contrast to a Gaussian IC with weak interference whose sum-rate is not attained at one of the corner points of its capacity region. This motivated the discussion in Section 6 which examines the sub-optimality of these corner points in the sense of measuring the gap between the sum-rate and the maximal total throughput that can be obtained by the two corner points of the capacity region. This quantitative measure for the sub-optimality of the corner points is analyzed in Section 6 via a derivation of upper and lower bounds on this gap, making use of the analysis in Section 3 and the outer bounds on the Gaussian IC with weak interference in [8] and [18] (see also [7, Section 6.7.2]).

This paper supports in general Conjecture 1 for a Gaussian IC with positive interference coefficients, and it shows that it does not extend to a one-sided Gaussian IC.

We list in the following some directions for further research that are currently pursued by the author:

- 1) A possible tightening of the bound in (18) for a two-user Gaussian IC with mixed interference. It is motivated by the fact that the upper bound for the considered corner point of the capacity region is above the corresponding value in Conjecture 1 (see the left corner point in the plots of Figures 2 and 3).
- 2) The corner point of a one-sided Gaussian IC with weak interference ( $a \in (0, 1)$ ) that achieves the sum-rate is given in (21). The second corner point is characterized in Proposition 3 by bounds; it is given by  $(R_1, C_2)$  where  $R_1$  satisfies (22), so the gap between the upper and lower bounds on  $R_1$  is large for small values of  $a$ . A possible tightening of these bounds is of interest; also, it would be of interest to consider the limit of  $R_1$  in the asymptotic case where  $P \rightarrow \infty$  and  $a \in (0, 1)$  is fixed (analogously to the second part of Proposition 1).
- 3) A possible extension of this work to the class of semi-deterministic ICs in [18], which includes the two-user Gaussian ICs as a sub-class (to this end, the outer bound on the capacity region in [18] may prove useful).
- 4) The two-user Gaussian ICs and the deterministic ICs in [6] form sub-classes of the semi-deterministic ICs in [18]. For the deterministic ICs in [6], the capacity region was established and consequently, Question 2 is answered in the affirmative (see [6, Section 5]). The same also holds for the two-user Gaussian IC (at least in some of the considered cases in Propositions 1 and 2, and the case of strong interference. It is of interest to further explore Question 2 with respect to the generalized class of semi-deterministic ICs in [18].

### *Acknowledgment*

I am grateful to Max H. M. Costa for a recent stimulating discussion during the 2013 ITA workshop in San-Diego, and our correspondence on this problem about 10 years ago. The feedback of Ronit Bustin and Shlomo Shamai on an earlier version of this paper is acknowledged. This research work was supported by the Israeli Science Foundation (ISF), grant number 12/12.

## REFERENCES

- [1] V. S. Annapureddy and V. V. Veeravalli, "Gaussian interference networks: sum capacity in the low-interference regime and new outer bounds on the capacity region," *IEEE Trans. on Information Theory*, vol. 55, no. 7, pp. 3032–3050, July 2009.
- [2] A. B. Carleial, "A case where interference does not reduce capacity," *IEEE Trans. on Information Theory*, vol. 21, no. 5, pp. 569–570, September 1975.
- [3] A. B. Carleial, "Interference channels," *IEEE Trans. on Information Theory*, vol. 24, no. 1, pp. 60–70, January 1978.
- [4] M. H. M. Costa, "On the Gaussian interference channel," *IEEE Trans. on Information Theory*, vol. 31, no. 5, pp. 607–615, September 1985.
- [5] M. H. M. Costa and C. Nair, "On the achievable rate sum for symmetric Gaussian interference channels," presented at the 2012 Information theory and Applications Workshop, San-Diego, California, USA. [Online]. Available: [http://ita.ucsd.edu/workshop/12/files/paper/late\\_paper.html](http://ita.ucsd.edu/workshop/12/files/paper/late_paper.html).
- [6] A. El Gamal and M. H. M. Costa, "The capacity region of a class of deterministic interference channels," *IEEE Trans. on Information Theory*, vol. 28, no. 2, pp. 343–346, March 1982.
- [7] A. El Gamal and Y. H. Kim, *Network Information Theory*, Cambridge university press, 2011.
- [8] R. Etkin, D. Tse and H. Wang, "Gaussian interference channel capacity to within one bit" *IEEE Trans. on Information Theory*, vol. 54, no. 12, pp. 5534–5562, December 2008.
- [9] T. S. Han and K. Kobayashi, "A new achievable rate region for the interference channel," *IEEE Trans. on Information Theory*, vol. 27, no. 1, pp. 49–60, January 1981.
- [10] G. Kramer, "Outer bounds on the capacity of Gaussian interference channels," *IEEE Trans. on Information Theory*, vol. 50, no. 3, pp. 581–586, March 2004.
- [11] G. Kramer, "Review of rate regions for interference channels," *Proceedings of the International Zurich Seminar on Communications*, pp. 162–165, Zurich, Switzerland, February 2006.
- [12] A. S. Motahari and A. K. Khandani, "Capacity bounds for the Gaussian interference channel," *IEEE Trans. on Information Theory*, vol. 55, no. 2, pp. 620–643, February 2009.
- [13] J. Nam and G. Caire, "A new outer bound on the capacity region of Gaussian interference channels," *Proceedings of the 2012 IEEE International Symposium on Information Theory*, pp. 2816–2820, MIT, Boston, MA, USA, July 2012.
- [14] I. Sason, "On achievable rate regions for the Gaussian interference channels," *IEEE Trans. on Information Theory*, vol. 50, no. 6, pp. 1345–1356, June 2004.
- [15] H. Sato, "On degraded Gaussian two-user channels," *IEEE Trans. on Information Theory*, vol. 24, no. 5, pp. 637–640, September 1978.
- [16] H. Sato, "The capacity of the Gaussian interference channel under strong interference," *IEEE Trans. on Information Theory*, vol. 27, no. 6, pp. 786–788, November 1981.
- [17] X. Shang, G. Kramer and B. Chen, "A new outer bound and the noisy-interference sum-rate capacity for Gaussian interference channels," *IEEE Trans. on Information Theory*, vol. 55, no. 2, pp. 689–699, February 2009.
- [18] E. Telatar and D. Tse, "Bounds on the capacity region of a class of interference channels," *Proceedings of the 2007 IEEE International Symposium on Information Theory*, pp. 2871–2874, Nice, France, June 2007.
- [19] D. Tuninetti, "K-user interference channels: General outer bound and sum-capacity for certain Gaussian channels," *Proceedings of the 2011 IEEE International Symposium on Information Theory*, pp. 1168–1172, Saint Petersburg, Russia, August 2011.
- [20] D. Tuninetti and Y. Weng, "On the Han-Kobayashi achievable region for Gaussian interference channel," *Proceedings of the 2008 IEEE International Symposium on Information Theory*, pp. 240–244, Toronto, Canada, July 2008.
- [21] Y. Zhao, C. W. Tan, A. S. Avestimehr, S. N. Diggavi and G. J. Pottie, "On the maximum achievable sum-rate with successive decoding in interference channels," *IEEE Trans. on Information Theory*, vol. 58, no. 6, pp. 3798–3820, June 2012.