

On the Corner Points of the Capacity Region of a Gaussian Interference Channel

Igal Sason

Department of Electrical Engineering
Technion, Haifa 32000, Israel
E-mail: sason@ee.technion.ac.il

Abstract—This work considers the corner points of the capacity region of a two-user Gaussian interference channel (IC). The problem originated in a paper by Costa (1985), followed by a note that raised an issue and called for further study of these corner points (Sason, 2004). The operational meaning of this study is to explore the situation where one transmitter sends its information at the maximal achievable rate for a single-user (without interference), and the second transmitter needs to keep its data rate below a certain value in order to achieve reliable communication for the two non-cooperating receivers. The analysis in this paper mainly relies on existing outer bounds on the capacity region of a two-user Gaussian IC, leading to informative bounds for these corner points. For weak interference, where the interference coefficients in standard form are below 1, the resulting bounds are asymptotically tight when the transmitted powers tend to infinity (thus making it an interference-limited channel), and the corner points coincide in this case with their conjectured values (Costa, 1985). Furthermore, the precision of the assessment of the two corner points for a Gaussian IC with weak interference is high even for moderate signal-to-noise and interference-to-noise ratios. This work also provides informative bounds for the corner points of the capacity region of a two-user Gaussian IC with mixed interference. The corner points of the capacity region of a one-sided Gaussian interference channel are considered as well. Topics for further research are finally addressed.

1. INTRODUCTION

The two-user Gaussian interference channel (IC) has been extensively treated in the literature during the last four decades (see, e.g., [5, Chapter 6]). In spite of the attention it has received so far and the simplicity of the model, the exact characterization of the capacity region of a Gaussian IC remains unknown (except for the case of strong interference [7], [14]). Specifically, the corner points of the capacity region have not been determined yet for Gaussian ICs with weak or mixed interference. These corner points are studied in the converse part of this paper by relying on some existing outer bounds on the capacity region of the two-user Gaussian IC (see [1], [6], [9], [10], [12]).

The input and output alphabet of a two-user (discrete-time and memoryless) Gaussian IC is the set of real numbers (i.e., $\mathcal{X}_1 = \mathcal{X}_2 = \mathcal{Y}_1 = \mathcal{Y}_2 = \mathbb{R}$), and it is characterized by the following linear equations in *standard form* that relate its inputs and outputs as follows:

$$Y_1 = X_1 + \sqrt{a_{12}} X_2 + Z_1 \quad (1)$$

$$Y_2 = \sqrt{a_{21}} X_1 + X_2 + Z_2 \quad (2)$$

where a_{12} and a_{21} are the interference coefficients of the links between transmitter 2 to receiver 1, and between transmitter 1 and receiver 2 respectively. These coefficients are assumed to be fixed, and Z_1, Z_2 are i.i.d. Gaussian random variables with zero mean and unit variance that stand for the additive noise at each receiver (which is independent of the inputs X_1 and X_2). Since the capacity region only depends on the marginal distributions of each output given the two inputs to the IC, it can be assumed without loss of generality that Z_1 and Z_2 are independent. Power constraints are imposed on the channel inputs such that $\mathbb{E}[X_1^2] \leq P_1$ and $\mathbb{E}[X_2^2] \leq P_2$. Throughout this paper, we refer to Gaussian ICs in their standard form. We assume here perfect synchronization between the transmitters and their corresponding non-cooperating receivers, which implies that the capacity region of the IC is convex.

The operational meaning of the study of the corner points of the capacity region of a two-user Gaussian IC is exploring the situation where one transmitter sends its information at the maximal achievable rate for a single-user (in the absence of interference), and the second transmitter needs to keep its data rate below a certain value in order to achieve reliable communication for the two non-cooperating receivers [3]. Two questions occur in this scenario:

Question 1: What is the maximal achievable rate of the second transmitter ?

Question 2: Does it enable the first receiver to reliably decode the messages of both transmitters ?

Paper [3] presents an approach suggesting that when one of the transmitters, say transmitter 1, sends its data over a two-user Gaussian IC at the maximal interference-free rate $R_1 = \frac{1}{2} \log(1 + P_1)$ bits per channel use, then the maximal rate R_2 of transmitter 2 is the rate that enables receiver 1 to decode both messages. The corner points of the capacity region are therefore related to a multiple-access channel where one of the receivers decodes correctly both messages. However, [11, pp. 1354–1355] pointed out a flaw in the proof of [3, Theorem 1], though it was conjectured that the main result holds. It therefore leads to the following conjecture [3]:

Conjecture 1: For rate pairs (R_1, R_2) in the capacity region of a two-user Gaussian IC with arbitrary positive interference coefficients a_{12} and a_{21} and power constraints P_1 and P_2 , let

$$C_1 \triangleq \frac{1}{2} \log(1 + P_1), \quad (3)$$

$$C_2 \triangleq \frac{1}{2} \log(1 + P_2) \quad (4)$$

be the capacities of the single-user AWGN channels (in the absence of interference), and

$$R_1^* \triangleq \frac{1}{2} \log \left(1 + \frac{a_{21}P_1}{1+P_2} \right) \quad (5)$$

$$R_2^* \triangleq \frac{1}{2} \log \left(1 + \frac{a_{12}P_2}{1+P_1} \right). \quad (6)$$

Then, the following is conjectured to hold for achieving reliable communication:

- 1) If $R_2 \geq C_2 - \varepsilon$, for an arbitrary $\varepsilon > 0$, then $R_1 \leq R_1^* + \delta_1(\varepsilon)$ where $\delta_1(\varepsilon) \rightarrow 0$ as $\varepsilon \rightarrow 0$.
- 2) If $R_1 \geq C_1 - \varepsilon$, then $R_2 \leq R_2^* + \delta_2(\varepsilon)$ where $\delta_2(\varepsilon) \rightarrow 0$ as $\varepsilon \rightarrow 0$.

The following discussion on Conjecture 1 is separated to Gaussian ICs with weak, mixed and strong interference. The structure of this paper is as follows: essential background is presented in Section 2, Conjecture 1 is considered in Sections 3–6 for a two-user Gaussian IC with either weak, mixed, strong or one-sided interference, and a summary is provided in Section 7 with some directions for further research.

2. PRELIMINARIES

We state in this section the outer bounds on the capacity region of a two-user Gaussian IC that are used for the analysis in this paper. The bounds are presented in this section to unify the notation used in the relevant papers, making it consistent with the notation used in this paper.

A. Bounds on the Capacity Region of a General Two-User Gaussian IC

A specialization of the outer bound in [15] for a two-user Gaussian IC leads to the following outer bound on its capacity region.

Theorem 1: The capacity region of the two-user Gaussian IC is included in the following rate region:

$$\mathcal{R}_o = \left\{ (R_1, R_2) : \begin{cases} 0 \leq R_1 \leq \frac{1}{2} \log(1 + P_1) \\ 0 \leq R_2 \leq \frac{1}{2} \log(1 + P_2) \\ R_1 + R_2 \leq \frac{1}{2} \log(1 + P_1 + a_{12}P_2) \\ \quad + \frac{1}{2} \log \left(1 + \frac{P_2}{1+a_{12}P_2} \right) \\ R_1 + R_2 \leq \frac{1}{2} \log(1 + P_2 + a_{21}P_1) \\ \quad + \frac{1}{2} \log \left(1 + \frac{P_1}{1+a_{21}P_1} \right) \\ R_1 + R_2 \leq \frac{1}{2} \log \left(1 + a_{12}P_2 + \frac{P_1}{1+a_{21}P_1} \right) \\ \quad + \frac{1}{2} \log \left(1 + a_{21}P_1 + \frac{P_2}{1+a_{12}P_2} \right) \\ 2R_1 + R_2 \leq \frac{1}{2} \log(1 + P_1 + a_{12}P_2) \\ \quad + \frac{1}{2} \log \left(1 + \frac{P_1}{1+a_{21}P_1} \right) \\ \quad + \frac{1}{2} \log \left(1 + a_{21}P_1 + \frac{P_2}{1+a_{12}P_2} \right) \\ R_1 + 2R_2 \leq \frac{1}{2} \log(1 + P_2 + a_{21}P_1) \\ \quad + \frac{1}{2} \log \left(1 + \frac{P_2}{1+a_{12}P_2} \right) \\ \quad + \frac{1}{2} \log \left(1 + a_{12}P_2 + \frac{P_1}{1+a_{21}P_1} \right) \end{cases} \right\}. \quad (7)$$

B. An improved outer bound on the capacity region of a Gaussian IC with weak interference

The following theorem suggests an improvement of the outer bound in Theorem 1 for a two-user Gaussian IC with weak interference (see [6, Theorem 3]).

Theorem 2: The capacity region of a two-user Gaussian IC with weak interference (i.e., $0 \leq a_{12}, a_{21} \leq 1$) is included in the following rate region:

$$\mathcal{R}_o = \left\{ (R_1, R_2) : \begin{cases} 0 \leq R_1 \leq \frac{1}{2} \log(1 + P_1) \\ 0 \leq R_2 \leq \frac{1}{2} \log(1 + P_2) \\ R_1 + R_2 \leq \frac{1}{2} \log(1 + P_1) \\ \quad + \frac{1}{2} \log \left(1 + \frac{P_2}{1+a_{21}P_1} \right) \\ R_1 + R_2 \leq \frac{1}{2} \log(1 + P_2) \\ \quad + \frac{1}{2} \log \left(1 + \frac{P_1}{1+a_{12}P_2} \right) \\ R_1 + R_2 \leq \frac{1}{2} \log \left(1 + a_{12}P_2 + \frac{P_1}{1+a_{21}P_1} \right) \\ \quad + \frac{1}{2} \log \left(1 + a_{21}P_1 + \frac{P_2}{1+a_{12}P_2} \right) \\ 2R_1 + R_2 \leq \frac{1}{2} \log(1 + P_1 + a_{12}P_2) \\ \quad + \frac{1}{2} \log \left(\frac{1+P_1}{1+a_{21}P_1} \right) \\ \quad + \frac{1}{2} \log \left(1 + a_{21}P_1 + \frac{P_2}{1+a_{12}P_2} \right) \\ R_1 + 2R_2 \leq \frac{1}{2} \log(1 + P_2 + a_{21}P_1) \\ \quad + \frac{1}{2} \log \left(\frac{1+P_2}{1+a_{12}P_2} \right) \\ \quad + \frac{1}{2} \log \left(1 + a_{12}P_2 + \frac{P_1}{1+a_{21}P_1} \right) \end{cases} \right\}. \quad (8)$$

C. Improved outer bounds on the capacity region of a Gaussian IC with mixed interference

The following theorem provides an outer bound on the capacity region of a Gaussian IC with mixed interference, referring to the case where $a_{12} \geq 1$ and $a_{21} < 1$ (i.e., the interference from transmitter 2 to receiver 1 is strong, and the interference from transmitter 1 to receiver 2 is weak). The following bound is given in [6, Theorem 4].

Theorem 3: The capacity region of a two-user Gaussian IC with mixed interference, where $a_{12} \geq 1$ and $a_{21} < 1$, is included in the following rate region:

$$\mathcal{R}_o = \left\{ (R_1, R_2) : \begin{cases} 0 \leq R_1 \leq \frac{1}{2} \log(1 + P_1) \\ 0 \leq R_2 \leq \frac{1}{2} \log(1 + P_2) \\ R_1 + R_2 \leq \frac{1}{2} \log(1 + P_1) \\ \quad + \frac{1}{2} \log \left(1 + \frac{P_2}{1+a_{21}P_1} \right) \\ R_1 + R_2 \leq \frac{1}{2} \log(1 + P_1 + a_{12}P_2) \\ R_1 + 2R_2 \leq \frac{1}{2} \log(1 + P_2 + a_{21}P_1) \\ \quad + \frac{1}{2} \log(1 + a_{12}P_2) \\ \quad + \frac{P_1}{1+a_{21}P_1} \\ \quad + \frac{1}{2} \log \left(1 + \frac{P_2}{1+a_{12}P_2} \right) \end{cases} \right\}. \quad (9)$$

We introduce in the following an improved outer bound on the capacity region of a two-user Gaussian IC with mixed interference (see [9, Theorem 11]).

Theorem 4: Consider a two-user Gaussian IC with mixed interference with $a_{12} \geq 1$ and $a_{21} < 1$. Then, its capacity region is included in the rate region $\mathcal{R}_o = E_1 \cap E_2$ where

$$E_1 \triangleq \bigcup_{\beta \in [\beta_{\min}, \beta_{\max}]} \left\{ (R_1, R_2) : \begin{aligned} 0 &\leq R_1 \leq \frac{1}{2} \log(1 + \beta P') \\ 0 &\leq R_2 \leq \frac{1}{2} \log \left(1 + \frac{(1-\beta)P'}{\beta P' + \frac{1}{a_{21}}} \right) \end{aligned} \right\} \quad (10)$$

with $P' \triangleq P_1 + \frac{P_2}{a_{21}}$, $\beta_{\min} \triangleq \frac{P_1}{P'(P_2+1)}$, $\beta_{\max} \triangleq \frac{P_1}{P'} < 1$, and

$$E_2 \triangleq \left\{ (R_1, R_2) : \begin{aligned} 0 &\leq R_1 \leq \frac{1}{2} \log(1 + P_1) \\ 0 &\leq R_2 \leq \frac{1}{2} \log(1 + P_2) \\ R_1 + R_2 &\leq \frac{1}{2} \log(1 + P_1 + a_{12}P_2) \end{aligned} \right\}. \quad (11)$$

Remark 1: There is a typo in the formulation of [9, Theorem 11] where the free parameter β for the set E_1 in (10) was claimed to lie within the interval $\left[0, \frac{P_1}{(1+P_2)P'}\right]$ instead of the interval $\left[\frac{P_1}{(1+P_2)P'}, \frac{P_1}{P'}\right]$. The upper and lower limits on β follow from bounds on R_1 and R_2 that cannot be larger than $\frac{1}{2} \log(1 + P_1)$ and $\frac{1}{2} \log(1 + P_2)$, respectively.

3. ON THE CORNER POINTS OF THE CAPACITY REGION OF A TWO-USER GAUSSIAN IC WITH WEAK INTERFERENCE

This section considers Conjecture 1 for a two-user Gaussian IC with weak interference.

It is easy to verify that the points $(R_1, R_2) = (C_1, R_2^*)$ and $(R_1, R_2) = (R_1^*, C_2)$ are both included in the capacity region of a Gaussian IC with weak interference (i.e., when $0 \leq a_{12}, a_{21} \leq 1$), and that the corresponding receiver of the transmitter that operates at its maximal rate (C_1 or C_2) can be designed to be able to decode the messages of both transmitters. We show, for example, the inclusion of the point (C_1, R_2^*) in the capacity region. Assume that two Gaussian codebooks are used by transmitters 1 and 2, under the power constraints P_1 or P_2 , respectively. Let $R_1 = C_1 - \varepsilon_1$, and $R_2 = R_2^* - \varepsilon_2$ for arbitrary small $\varepsilon_1, \varepsilon_2 > 0$. At the input of receiver 1, the received power of the signal sent by transmitter 2 is $a_{12}P_2$, so since $R_2 < R_2^*$, it is possible for receiver 1 to first decode the message sent by transmitter 2 by treating the message sent by transmitter 1 and the additive Gaussian noise of its channel (Z_1) as a Gaussian noise with zero mean and variance $1 + P_1$. After successfully decoding the message sent by transmitter 2, receiver 1 is able to decode its own message by subtracting the interfering signal of transmitter 2 from the received signal, where at this stage the problem is reduced to a point-to-point communication over an AWGN channel (note that $R_1 < C_1$). Furthermore, receiver 2 is able to decode its message from transmitter 2 by treating the interference from transmitter 1 as an additive Gaussian noise; this is made possible because $0 \leq a_{12}, a_{21} \leq 1$, so from (6)

$$R_2^* < \frac{1}{2} \log \left(1 + \frac{P_2}{1 + a_{21}P_1} \right).$$

By swapping the indices, also the point $(R_1, R_2) = (R_1^*, C_2)$ is shown to be achievable, with the same additional property

where (this time) receiver 2 is able to decode both messages. To conclude, both points are achievable when the interference is weak, and the considered decoding strategy also enables one of these receivers to decode both messages.

We proceed in the following to the converse part, which leads to the following statement:

Proposition 1: Consider a two-user Gaussian IC with weak interference (i.e., $a_{12}, a_{21} \in (0, 1)$), and let C_1, C_2, R_1^* and R_2^* be as defined in (3)–(6), respectively. If $R_1 \geq C_1 - \varepsilon$ for an arbitrary $\varepsilon > 0$, then reliable communication requires that

$$R_2 \leq R_2^* + \frac{1}{2} \log \left(1 + \frac{P_2}{(1 + a_{21}P_1)(1 + a_{12}P_2)} \right) + 2\varepsilon. \quad (12)$$

Similarly, if $R_2 \geq C_2 - \varepsilon$, then

$$R_1 \leq R_1^* + \frac{1}{2} \log \left(1 + \frac{P_1}{(1 + a_{21}P_1)(1 + a_{12}P_2)} \right) + 2\varepsilon. \quad (13)$$

Consequently, the corner points of the capacity region are (R_1, C_2) and (C_1, R_2) where

$$R_1^* \leq R_1 \leq R_1^* + \frac{1}{2} \log \left(1 + \frac{P_1}{(1 + a_{21}P_1)(1 + a_{12}P_2)} \right) \quad (14)$$

$$R_2^* \leq R_2 \leq R_2^* + \frac{1}{2} \log \left(1 + \frac{P_2}{(1 + a_{21}P_1)(1 + a_{12}P_2)} \right). \quad (15)$$

In the limit where P_1 and P_2 tend to infinity, which makes it an interference-limited channel,

- 1) Conjecture 1 holds, and it gives an asymptotically tight bound.
- 2) The rate pairs (C_1, R_2^*) and (R_1^*, C_2) form the corner points of the capacity region.
- 3) The answer to Question 2 is affirmative.

Proof: We rely in the following on the outer bound on the capacity region of a two-user Gaussian IC with weak interference, as is stated in Theorem 2. Suppose that $R_1 \geq C_1 - \varepsilon$ bits per channel use. The outer bound in Theorem 2 yields that the corresponding rate R_2 of transmitter 2 needs to satisfy the inequality

$$2R_1 + R_2 \leq \frac{1}{2} \log(1 + P_1 + a_{12}P_2) + \frac{1}{2} \log \left(\frac{1 + P_1}{1 + a_{21}P_1} \right) + \frac{1}{2} \log \left(1 + a_{21}P_1 + \frac{P_2}{1 + a_{12}P_2} \right)$$

which therefore implies that

$$\begin{aligned} R_2 &\leq \frac{1}{2} \log(1 + P_1 + a_{12}P_2) + \frac{1}{2} \log \left(\frac{1 + P_1}{1 + a_{21}P_1} \right) \\ &\quad + \frac{1}{2} \log \left(1 + a_{21}P_1 + \frac{P_2}{1 + a_{12}P_2} \right) \\ &\quad - (\log(1 + P_1) - 2\varepsilon) \\ &= R_2^* + \frac{1}{2} \log \left(1 + \frac{P_2}{(1 + a_{21}P_1)(1 + a_{12}P_2)} \right) + 2\varepsilon. \end{aligned}$$

This proves the upper bound on R_2 in (12). Similarly, it follows that if $R_2 \geq C_2 - \varepsilon$ then the bound in (13) holds. From the inclusion of the points (C_1, R_2^*) and (R_1^*, C_2) in the capacity region, and also based on the bounds in (12) and (13) in the limit where $\varepsilon \rightarrow 0$, it follows that the corner points of the capacity region are (R_1, C_2) and (C_1, R_2) with the bounds on R_1 and R_2 in (14) and (15).

Since the point (C_1, R_2^*) is achievable, also is (R_1, R_2^*) ; hence, if $R_1 \geq C_1 - \varepsilon$, then the maximal rate R_2 of transmitter 2 satisfies

$$R_2^* \leq R_2 \leq R_2^* + \frac{1}{2} \log \left(1 + \frac{P_2}{(1 + a_{21}P_1)(1 + a_{12}P_2)} \right) + 2\varepsilon \\ \triangleq \tilde{R}_2 + 2\varepsilon.$$

The uncertainty in the maximal achievable rate R_2 when $\varepsilon \rightarrow 0$ is therefore upper bounded by

$$\Delta R_2 \triangleq \tilde{R}_2 - R_2^* = \frac{1}{2} \log \left(1 + \frac{P_2}{(1 + a_{21}P_1)(1 + a_{12}P_2)} \right).$$

Let us examine the case where P_1 and P_2 tend to infinity and $\frac{P_2}{P_1} \rightarrow k$ for an arbitrary $k > 0$. In this case, the following limits hold:

$$R_2^* \rightarrow \frac{1}{2} \log(1 + ka_{12}) \\ \Delta R_2 \rightarrow 0$$

which proves that Conjecture 1 asymptotically holds in this case. Furthermore, since the points (C_1, R_2^*) and (R_1^*, C_2) are both achievable, then it follows from this converse that they form corner points of the capacity region. Finally, as is explained above, operating at the corner points (C_1, R_2^*) and (R_1^*, C_2) enables receiver 1 or receiver 2, respectively, to decode both messages. This answers Question 2 in the affirmative in the limit where we let P_1 and P_2 tend to infinity. ■

Remark 2: If $a_{12}a_{21}P_2 \gg 1$ and $a_{12}a_{21}P_1 \gg 1$, then it follows from (14) and (15) that the two corner points of the capacity region approximately coincide with the points (R_1^*, C_2) and (C_1, R_2^*) , as given in Conjecture 1. It therefore implies that the bounds in (14) and (15) provide high precision in the assessment of the two corner points of the capacity region for a Gaussian IC with weak interference, even for moderate signal-to-noise and interference-to-noise ratios.

In the following example, we provide a numerical evidence of this asymptotic result in Proposition 1 while examining finite values of transmitted powers (P_1 and P_2).

Example 1: Consider a two-user symmetric Gaussian IC with weak interference where $a_{12} = a_{21} = a \in (0, 1)$ and $P_1 = P_2 = P$, and let $a = 0.5$ and $P = 100$. Assume that transmitter 1 sends its data at the maximal single-user rate of $C_1 = \frac{1}{2} \log(1 + P) = 3.33$ bits per channel use. According to (15), the corresponding maximal rate R_2 of transmitter 2 lies in the range between 0.290 and 0.317 bits per channel use. This already shows high accuracy in the assessment of the two corresponding corner points of the capacity region (see Remark 2 where in this case $a^2P = 25 \gg 1$). If P is increased by 10 dB (to 1000), and transmitter 1 sends its data

at rate $C_1 = \frac{1}{2} \log(1 + P) = 5.0$ bits per channel use, then the corresponding maximal rate R_2 lies in the range between 0.292 and 0.295 bits per channel use. Hence, the precision of the assessment of the corner points is improved in the latter case. These numerical results exemplify that even for moderate signal-to-noise and interference-to-noise ratios, the bounds in Proposition 1 provide a rather high accuracy in the assessment of the corner points. Furthermore, the accuracy of this assessment is improved by increasing P , which is consistent with Remark 2 and the asymptotic tightness of the bounds in Proposition 1 as one lets P_1 and P_2 tend to infinity.

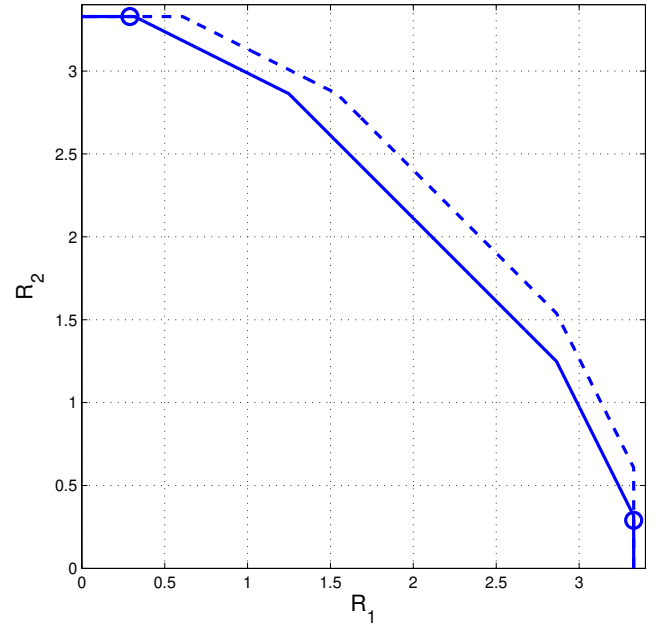


Fig. 1. Two outer bounds on the capacity region of a two-user symmetric Gaussian IC with interference coefficients $a_{12} = a_{21} = 0.5$ and a common transmitted power $P_1 = P_2 = 100$ in the standard form (see Example 1). The dashed and solid outer bounds rely on Theorems 1 and 2. The two circled points refer to Conjecture 1; these points are achievable, and they also almost coincide with the boundary of the outer bound in Theorem 2 (solid line).

Figure 1 corresponds to the setting where $P_1 = P_2 = 100$ and $a_{12} = a_{21} = 0.5$. Two outer bounds on the capacity region of the considered two-user symmetric Gaussian IC are shown in this figure: the dashed and solid curves refer to the outer bounds in Theorems 1 and 2, respectively. The two circled points refer to the values that correspond to Conjecture 1; these points are achievable, and (as was already verified numerically) they almost coincide with the boundary of the outer bound in Theorem 2 (solid line). This figure also exemplifies the improvement that is obtained by Theorem 2 (in comparison to Theorem 1) in the assessment of the corner points of the capacity region. This improvement is observed by noticing the closeness of the solid line (in comparison with the dashed line) to the two circled points in this figure. Note that this improvement is consistent with the guaranteed tightness of the outer bound in Theorem 1 that provides the sum-rate within 1 bit per channel use [6].

4. ON CONJECTURE 1 FOR THE TWO-USER GAUSSIAN ICs WITH MIXED INTERFERENCE

Conjecture 1 is considered in the following for a two-user Gaussian IC with mixed interference. Let $a_{12} \geq 1$ and $a_{21} < 1$ (i.e., it is assumed that there exists a strong interference between transmitter 2 and receiver 1, and a weak interference between transmitter 1 and receiver 2).

We start our discussion on Gaussian ICs with mixed interference, by first focusing on the two-user *degraded* Gaussian IC [13] whose standard form is given in (1) and (2) where $a_{12}a_{21} = 1$, the transmitted powers are constrained to P_1 and P_2 , respectively, and Z_1, Z_2 are independent samples of standard Gaussian random variables. Equation (2) can be expressed in the form

$$Y'_2 = X_1 + \sqrt{a_{12}}X_2 + Z'_2 \quad (16)$$

where $Y'_2 \triangleq \frac{Y_2}{\sqrt{a_{21}}}$ and $Z'_2 \triangleq \frac{Z_2}{\sqrt{a_{21}}} \sim \mathcal{N}(0, a_{12})$, which implies (see (1)) that receiver 2 forms the degraded channel output.

The following statement is related to Conjecture 1 for degraded Gaussian ICs. Its first part refines Conjecture 1 in the degraded setting, as well as some arguments in [13].

Proposition 2: Consider a two-user degraded Gaussian IC where $a_{12} > 1$ and $a_{21} < 1$. Then, the following properties hold:

- 1) The point $(R_1, R_2) = \left(C_1, \frac{1}{2} \log\left(1 + \frac{P_2}{1+a_{21}P_1}\right)\right)$ is a corner point of the capacity region, and it enables receiver 1 to decode both messages. Furthermore, if $R_1 \geq C_1 - \varepsilon$, for an arbitrary $\varepsilon > 0$, then

$$R_2 \leq \frac{1}{2} \log\left(1 + \frac{P_2}{1+a_{21}P_1}\right) + \varepsilon. \quad (17)$$

- 2) If $R_2 \geq C_2 - \varepsilon$, for some $\varepsilon > 0$, then the corresponding maximal R_1 satisfies

$$R_1^* \leq R_1 \leq \frac{1}{2} \log\left(1 + \frac{P_1}{1+P_2}\right) + \delta_1(\varepsilon) \quad (18)$$

where $\delta_1(\varepsilon) \rightarrow 0$ as $\varepsilon \rightarrow 0$, and

- The point (R_1^*, C_2) is achievable while enabling receiver 2 to decode the messages of both transmitters.
- If $P_1 \gg a_{12}$, $\frac{P_2}{P_1} \gg a_{12}$ and $\varepsilon \rightarrow 0$, then R_1 scales like $\frac{P_1}{P_2}$ and $R_1 \ll a_{21}$ (so, the maximal R_1 is close to zero in this case).
- If $a_{21} \approx 1$, then the second corner point of the capacity region is approximately (R_1^*, C_2) ; here, the maximal rate of transmitter 1 is guaranteed to match well with its upper bound in Conjecture 1.

Remark 3: Inequality (17) forms a tightened version of the inequality $R_2 \leq R_2^* + \delta_2(\varepsilon)$ in Conjecture 1, since it follows from (6) that

$$\frac{1}{2} \log\left(1 + \frac{P_2}{1+a_{21}P_1}\right) < R_2^*$$

(note that $a_{12}a_{21} = 1$ and $a_{21} < 1$), and $\delta_2(\varepsilon) = \varepsilon$ is given explicitly in (17). However, the upper bound in Conjecture 1 is asymptotically tight if $P_1 \gg a_{12}$.

Proof: From (1) and (16), the point $(R_1, R_2) = \left(C_1, \frac{1}{2} \log\left(1 + \frac{P_2}{1+a_{21}P_1}\right)\right)$ is achievable for a two-user degraded Gaussian IC [13]. We show it briefly in the following. The suggested decoding strategy is to let receiver 1 first decode the message of transmitter 2 where the message of transmitter 1 is regarded as Gaussian additive noise (by using independent Gaussian codebooks for the two transmitters, subject to their power constraints). After this, the decoded message of transmitter 2 is subtracted from the received signal at receiver 1, and the message of transmitter 1 is decoded. To this end, (1) implies that the following conditions need to hold:

$$R_1 \leq C_1, \quad R_2 \leq \frac{1}{2} \log\left(1 + \frac{a_{12}P_2}{1+P_1}\right).$$

Furthermore, receiver 2 decodes its message from transmitter 2 (based on Y'_2 in (16)). It is therefore required that

$$\begin{aligned} R_2 &\leq \frac{1}{2} \log\left(1 + \frac{a_{12}P_2}{P_1 + a_{12}}\right) \\ &= \frac{1}{2} \log\left(1 + \frac{P_2}{a_{21}P_1 + 1}\right). \end{aligned}$$

Since $a_{12} > 1$, the latter bound on R_2 is stronger than the former, which implies that the above point is included in the capacity region of the degraded Gaussian IC. Furthermore, based on Y_1 , receiver 1 is able to decode the messages of both transmitters.

In the following, we rely on Theorem 4 to obtain an upper bound on the maximal possible rate of transmitter 2 when transmitter 1 sends its data at the maximal rate. From the boundary of the outer bound E_1 in Theorem 4, one needs to find $\beta \in [0, 1]$ such that

$$\frac{1}{2} \log(1 + \beta P') = C_1$$

where $P' \triangleq P_1 + \frac{P_2}{a_{21}}$. This implies that $\beta P' = P_1$, so the corresponding value of R_2 cannot exceed (see Theorem 4)

$$\begin{aligned} &\frac{1}{2} \log\left(1 + \frac{(1-\beta)P'}{\beta P' + \frac{1}{a_{21}}}\right) \\ &= \frac{1}{2} \log\left(1 + \frac{P' - P_1}{P_1 + \frac{1}{a_{21}}}\right) \\ &= \frac{1}{2} \log\left(1 + \frac{P_2}{1+a_{21}P_1}\right). \end{aligned}$$

This proves that $(R_1, R_2) = \left(C_1, \frac{1}{2} \log\left(1 + \frac{P_2}{1+a_{21}P_1}\right)\right)$ is a corner point of the capacity region. In order to prove (17), assume that $R_1 \geq C_1 - \varepsilon$. Since this corner point achieves the maximal sum-rate for a degraded Gaussian IC (see [13, Section 3], followed by the proof of [11, Theorem 2]) then reducing R_1 below C_1 by no more than ε cannot increase the value of R_2 by more than ε .

In the following, we rely on Theorem 4 to obtain an upper bound on the maximal possible rate of transmitter 1 (R_1) when transmitter 2 sends its data at rate C_2 . From the boundary of the outer bound E_1 in Theorem 4, one needs to find β such that

$$C_2 = \frac{1}{2} \log\left(1 + \frac{(1-\beta)P'}{\beta P' + \frac{1}{a_{21}}}\right)$$

where $P' \triangleq P_1 + \frac{P_2}{a_{21}}$. This gives $\beta = \frac{P_1}{(P_2+1)P'}$, which implies that $R_1 \leq R_1^{\text{UB}}$ where

$$\begin{aligned} R_1^{\text{UB}} &\triangleq \frac{1}{2} \log(1 + \beta P') \\ &= \frac{1}{2} \log \left(1 + \frac{P_1}{1 + P_2} \right). \end{aligned} \quad (19)$$

Note that the upper bound on R_1 in (19) holds for mixed interference in general, and not only in the degraded setting (since Theorem 4 applies in general to a two-user Gaussian IC with mixed interference).

A similar decoding strategy for the first corner point of the capacity region can be used to show that also the point (R_1^*, C_2) is achievable (referring to equations (1) and (2) while receiver 2 first decodes the message of transmitter 1 and then subtract it from the received signal to decode the message of transmitter 2; on the other hand, receiver 1 decodes the message of transmitter 1 directly). However, this point is not claimed to be a corner point. Inequality (18) is then shown by noticing that the boundary of the outer bound E_1 in Theorem 4, which is parameterized by the free parameter $\beta \in [\beta_{\min}, \beta_{\max}] \in (0, 1)$ has a non-zero and finite derivative. The last two items in Proposition 2 follow from (5) and (18). ■

Example 2: This example refers to Proposition 2 which considers Conjecture 1 for a two-user degraded Gaussian IC. Figure 2 refers to two degraded Gaussian ICs where in the upper plot $P_1 = P_2 = 50$, $a_{12} = 5$ and $a_{21} = 0.2$; the parameters in the lower plot are similar, except for the value of P_2 that is increased to 500. The two plots show three outer bounds on the capacity region: the dashed line refers to the boundary of the outer bound in Theorem 1, the dash-dotted line corresponds to Theorem 3, and the solid line corresponds to the improved bound in Theorem 4. In the case where transmitter 1 sends its data at rate C_1 (i.e., $R_1 = \frac{1}{2} \log(1 + P_1) = 2.84$ bits per channel use), it follows from Proposition 2 that the maximal rates of transmitter 2 are, respectively, 1.29 and 2.84 bits per channel use for the upper and lower plots. Since in both cases $P_2 \gg a_{12}$, Remark 3 justifies the good match between these values and the corresponding rates R_2^* that are suggested by Conjecture 1 (see the right circle in both plots of Figure 2). Furthermore, the maximal possible rate of transmitter 1 that corresponds to the left corner point of the capacity region moves towards zero when P_2 is increased from 50 to 500 (see Figure 2). This is consistent with Conjecture 1 and, more rigorously, with the second part of Proposition 2.

We proceed to consider Conjecture 1 for a two-user Gaussian IC with mixed interference (this time, the discussion is not restricted to the degraded setting).

Proposition 3: Consider a two-user Gaussian IC with mixed interference where $a_{12} \geq 1$ and $a_{21} < 1$, and assume that transmitter 1 sends its message at rate $R_1 \geq C_1 - \varepsilon$ for an arbitrary $\varepsilon > 0$. Then, for some $\delta = \delta(\varepsilon)$ such that $\delta \rightarrow 0$ as $\varepsilon \rightarrow 0$,

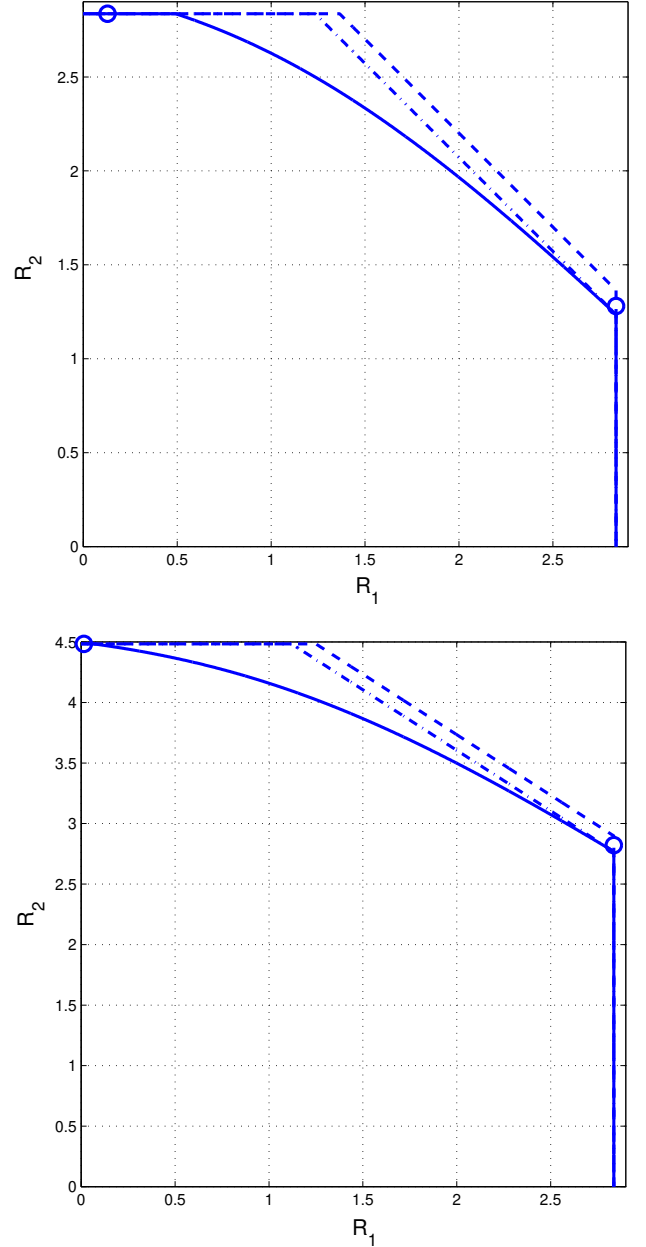


Fig. 2. The plots refer to two degraded Gaussian ICs. In the upper plot $P_1 = P_2 = 50$, $a_{12} = 5$ and $a_{21} = 0.2$, and in the lower plot - the parameters are the same, except that $P_2 = 500$. The two plots show three outer bounds on the capacity region (see Example 2): the dashed line refers to the boundary of the outer bound in Theorem 1, the dash-dotted line corresponds to Theorem 3, and the solid line corresponds to the improved bound in Theorem 4. The circled points in each plot refer to Conjecture 1.

- 1) If $1 - a_{12} < (a_{12}a_{21} - 1)P_1$, then

$$R_2 \leq \frac{1}{2} \log \left(1 + \frac{P_2}{1 + a_{21}P_1} \right) + \delta(\varepsilon). \quad (20)$$

This implies that the maximal rate R_2 is *strictly smaller* than the corresponding upper bound in Conjecture 1.

- 2) Otherwise, if $1 - a_{12} \geq (a_{12}a_{21} - 1)P_1$, then

$$R_2 \leq R_2^* + \delta(\varepsilon). \quad (21)$$

This coincides with the upper bound in Conjecture 1.

If $R_2 \geq C_2 - \varepsilon$, for some $\varepsilon > 0$, then the corresponding R_1 satisfies

$$R_1 \leq \frac{1}{2} \log \left(1 + \frac{P_1}{1 + P_2} \right) + \delta(\varepsilon). \quad (22)$$

Proof: Based on the outer bound in Theorem 4, the boundary of the set E_1 is expressed in terms of the free parameter $\beta \in [\beta_{\min}, \beta_{\max}]$ where

$$R_1 = \frac{1}{2} \log(1 + \beta P'), \quad R_2 = \frac{1}{2} \log \left(1 + \frac{(1 - \beta)P'}{\beta P' + \frac{1}{a_{21}}} \right) \quad (23)$$

with $P' \triangleq P_1 + \frac{P_2}{a_{21}}$, $\beta_{\min} \triangleq \frac{P_1}{P'(1 + P_2)}$ and $\beta_{\max} \triangleq \frac{P_1}{P'}$. Let $R_1 \geq C_1 - \varepsilon$ for an arbitrary $\varepsilon > 0$. Then, one can verify from (23) that β is close to β_{\max} which implies that

$$R_2 \leq \frac{1}{2} \log \left(1 + \frac{P_2}{1 + a_{21}P_1} \right) + \delta_1(\varepsilon) \quad (24)$$

where $\delta_1(\varepsilon) \rightarrow 0$ as $\varepsilon \rightarrow 0$. Furthermore, a second upper bound on the rate R_2 follows from the outer bound E_2 in Theorem 4, which implies that if $R_1 \geq C_1 - \varepsilon$, then $R_2 \leq R_2^* + \varepsilon$. A combination of both upper bounds on R_2 implies that

$$R_2 \leq \min \left\{ \frac{1}{2} \log \left(1 + \frac{P_2}{1 + a_{21}P_1} \right), R_2^* \right\} + \delta(\varepsilon) \quad (25)$$

where $\delta(\varepsilon) \rightarrow 0$ as $\varepsilon \rightarrow 0$.

Consider the case addressed in item 1. If $1 - a_{12} < (a_{12}a_{21} - 1)P_1$, then the minimum among the two terms on the right-hand side of (25) is equal to the first term, which implies that inequality (20) holds. So, a tightened upper bound on R_2 holds in the considered case of item 1, which improves the corresponding upper bound in Conjecture 1. In the complementary case that is addressed in item 2 of this proposition, inequality (21) holds since the minimum among the two terms on the right-hand side of (25) is equal to the second term (R_2^*). Hence, this proves the bound given in item 1 of Conjecture 1 for the case addressed in item 2 of Proposition 3. Note that in the case addressed in item 1 of this proposition, the first outer bound E_1 improves the second outer bound E_2 of Theorem 4. In the complementary case addressed in item 2, if ε is small enough, then the upper bound on R_2 that follows from E_2 improves the bound that follows from E_1 .

Finally, the upper bound in (22) holds due to the reasoning that is given to (18) in the proof of Proposition 2; the upper bound on R_1 holds in general for the case of mixed interference (it not restricted to the degraded setting, in contrast to the lower bound on the maximal value of R_1 in (18)). ■

Remark 4: The first item in Proposition 3 covers the case of a degraded Gaussian IC in Proposition 2. However, note that for the degraded Gaussian IC in Proposition 2, a stronger result is stated since the corresponding corner point of the capacity region is determined exactly (i.e., the bound on the maximal R_2 in (20) is tight in the degraded setting).

Example 3: In continuation to Example 2, we examine a two-user Gaussian IC with mixed interference while the

interference in the link between transmitter 2 and receiver 1 is enhanced. The plots in Figures 3 and 4 refer to Gaussian ICs with mixed interference of the types addressed in items 1 and 2 of Proposition 3, respectively.

Starting with Figure 3, the set of parameters in its upper plot is $P_1 = P_2 = 50$, $a_{12} = 10$ and $a_{21} = 0.2$ (so a_{12} is doubled as compared to the degraded setting in Example 2), and its lower plot corresponds to the case where $a_{12} = 20$ and the other parameters are kept fixed. The two plots in Figure 3 show three outer bounds on the capacity region (see Example 3): the dashed line refers to the boundary of the outer bound in Theorem 1, the dash-dotted line corresponds to Theorem 3, and the solid line corresponds to the improved bound in Theorem 4. The circled points in each plot refer to Conjecture 1. It is observed from these two plots that if transmitter 1 is operating at a rate that is close to the capacity of the point-to-point AWGN channel from this transmitter to its intended receiver (i.e., $R_1 = 2.84$ bits per channel use, as in Example 2), then the upper bound on the maximal rate of transmitter 2 that is obtained from Theorem 4, is significantly below the upper bound on R_2 that appears in the first part of Conjecture 1. Furthermore, this gap is more pronounced by enhancing the link between transmitter 2 and receiver 1; this observation follows from a comparison of the two plots in Figure 3 where the gap between the circled left point and the corresponding point on the solid line with the same R_1 value ($R_1 = 2.84$) is larger in the lower plot of Figure 3. For both plots, the outer bound E_1 in Theorem 4 dominates the second outer bound E_2 of this theorem, so indeed the solid line in this figure (which refers to the outer bound $E_1 \cap E_2$ in Theorem 4) provides a curved line as a boundary of the outer bound.

Figure 4, which refers to Gaussian ICs with mixed interference of the type addressed in item 2 of Proposition 3, includes two plots: The upper plot corresponds to a common power of both transmitters with $P_1 = P_2 = 10$, and interference coefficients $a_{12} = 3$ and $a_{21} = 0.2$. The lower plot refers to the same interference coefficients, but with transmitted powers that are multiplied by a factor of 5; consequently, the inequality $1 - a_{12} \geq (a_{12}a_{21} - 1)P_1$ is satisfied in a sharpened way for the lower plot of this figure. This enlarges the range of rates R_1 for which the outer bound E_2 in Theorem 4 improves the other outer bound E_1 in the same theorem; it therefore enlarges the range of rates R_1 for which the boundary of the outer bound in Theorem 4 forms a straight line, as it is observed from a comparison of the solid lines in the upper and lower plots of Figure 4. Furthermore, as is shown in both plots of Figure 4, the right corner point of the outer bounds on the capacity region in Theorems 3 and 4 (see the solid and dash-dotted curves of both plots in this figure) coincides with the value suggested by the first item of Conjecture 1 (see the right circled point in each plot). The upper bound that refers to the left corner point of the capacity region is tightened via the use of Theorem 4, although there is a gap between the upper bound on the left corner point and the circled point that is suggested by the second item of Conjecture 1.

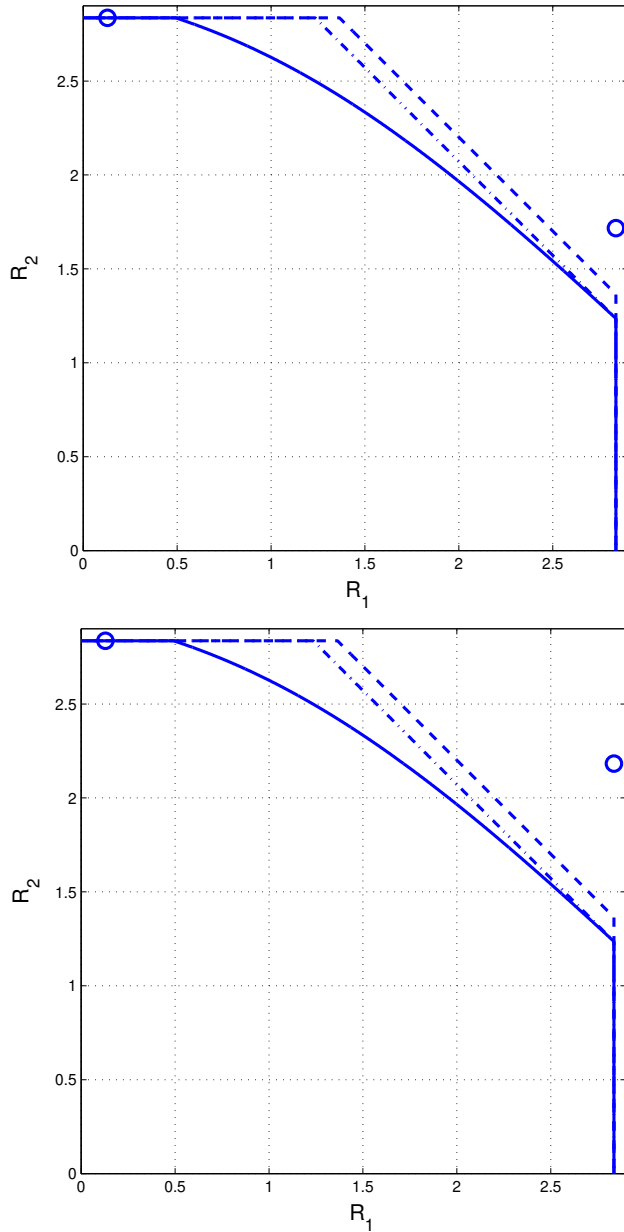


Fig. 3. The plots refer to two Gaussian ICs with mixed interference of the type addressed in item 1 of Proposition 3. In the upper plot $P_1 = P_2 = 50$, $a_{12} = 10$ and $a_{21} = 0.2$, and in the lower plot - the parameters stay the same, except that a_{12} is doubled ($a_{12} = 20$). Both plots show three outer bounds on the capacity region (see Example 3): the dashed line refers to the boundary of the outer bound in Theorem 1, the dash-dotted line corresponds to Theorem 3, and the solid line corresponds to the improved bound in Theorem 4. The circled points in each plot refer to Conjecture 1.

5. THE GAUSSIAN IC WITH STRONG INTERFERENCE

Conjecture 1 holds for the corner points of the capacity region for a two-user Gaussian IC with strong interference. In the case of strong interference where $1 \leq a_{12} \leq 1 + P_1$ and $1 \leq a_{21} \leq 1 + P_2$, the capacity region of the Gaussian IC is given by the intersection of the capacity regions of the two induced Gaussian multiple-access channels where each receiver decode both messages (see [7, Theorem 5.2] and [14]). The resulting two corner points of this capacity region are consistent with Conjecture 1. Clearly, Question 2 is

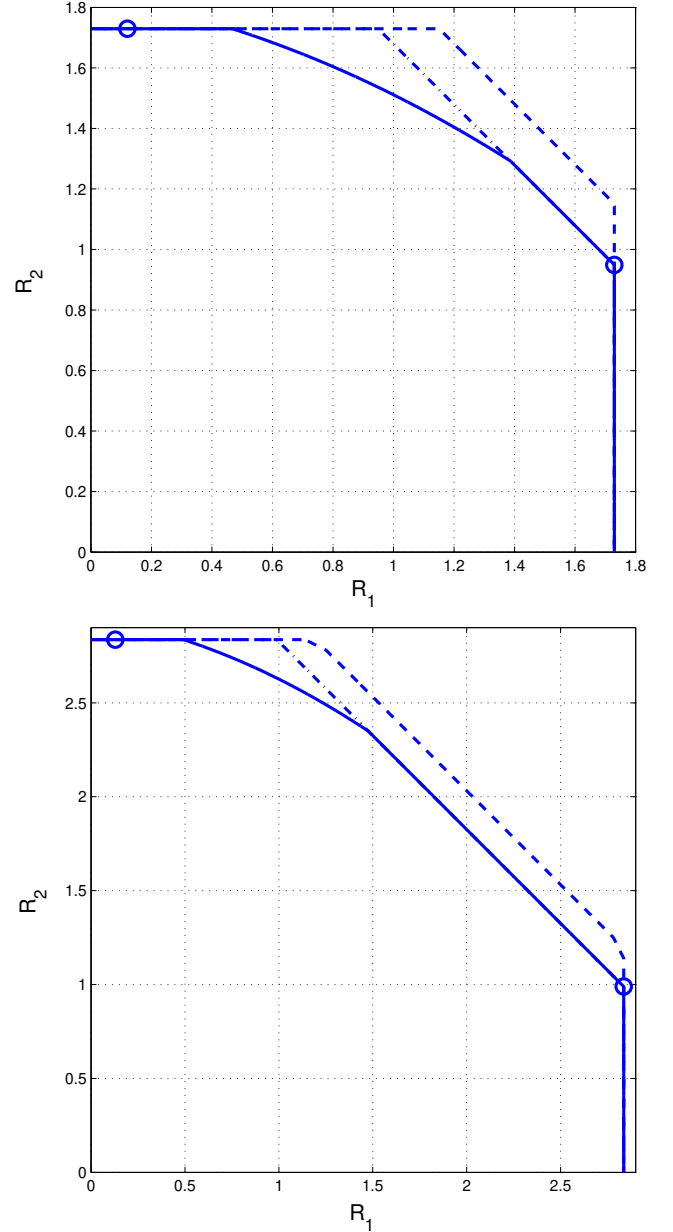


Fig. 4. The plots refer to Gaussian ICs with mixed interference of the type addressed in item 2 of Proposition 3. In the upper plot $P_1 = P_2 = 10$, $a_{12} = 3$ and $a_{21} = 0.2$, and in the lower plot - the interference coefficients stay the same, and $P_1 = P_2 = 50$. Both plots show three outer bounds on the capacity region (see Example 3): the dashed line refers to the boundary of the outer bound in Theorem 1, the dash-dotted line corresponds to Theorem 3, and the solid line corresponds to the improved bound in Theorem 4. The circled points in each plot refer to Conjecture 1.

answered in the affirmative for the case of strong interference because both receivers are able to decode the messages of the two transmitters.

In the case of very strong interference, where $a_{12} \geq 1 + P_1$ and $a_{21} \geq 1 + P_2$, the capacity region is not affected by the interference [2]; the latter is a trivial case where Conjecture 1 does not provide a tight upper bound on the rate of the second transmitter 2 when the rate of first transmitter is close to its corresponding interference-free capacity; if $a_{12} > 1 + P_1$ and $a_{21} > 1 + P_2$, then $R_1^* > C_1$ and $R_2^* > C_2$.

6. ON THE CORNER POINTS OF A ONE-SIDED GAUSSIAN INTERFERENCE CHANNEL WITH WEAK INTERFERENCE

So far, Conjecture 1 and the analysis in Sections 3–5 referred to the case where the interference coefficients of the Gaussian IC are positive. In the following, we discuss the corner points of the capacity region of a one-sided Gaussian IC (a.k.a a Gaussian Z-interference channel) with weak interference. This forms as a continuation to the discussion in Section 3 where this time one of the interference coefficients is zero.

In [3], an interesting equivalence was established between the one-sided Gaussian IC and the degraded Gaussian IC. More specifically, from [3], a two-user Gaussian IC which in standard form has power constraints P_1 and P_2 for transmitters 1 and 2, respectively, and whose interference coefficients are $a_{12} = 0$ and $a_{21} = a$ (for $0 < a < 1$) is equivalent in terms of its capacity region to the Gaussian degraded channel whose standard form in (1) and (2) is given by

$$Y_1 = X_1 + \sqrt{\frac{1}{a}} X_2 + Z_1 \quad (26)$$

$$Y_2 = \sqrt{a} X_1 + X_2 + Z_2 \quad (27)$$

with the same power constraints P_1 and P_2 (the same power constraints are imposed on the inputs), and Z_1, Z_2 are independent Gaussian random variables with zero mean and unit variance. This equivalence is easily verified by first replacing a with \sqrt{a} in [3, Fig. 6] for adapting it to the notation used here; then, X_1 and X'_2 in this figure have powers P_1 and $\frac{P_2}{a}$, and finally letting $X_2 \triangleq \sqrt{a} X'_2$ in [3, Fig. 2(d)]; hence, it leads to the standard form of a degraded Gaussian IC in (26) and (27). Note also that for the degraded Gaussian IC in (26) and (27) we have $a_{12} = \frac{1}{a}$ and $a_{21} = a$, so indeed the equality $a_{12}a_{21} = 1$ holds; furthermore, since $0 < a < 1$, we have $a_{12} > 1$ and $a_{21} < 1$, which is identical to the setting of the degraded Gaussian IC in Proposition 2.

Now we are in a stage of using Proposition 2 to the degraded Gaussian IC in (26) and (27), and using the results that refer to the corner points of the capacity region of this degraded Gaussian IC in order to consider the corner points of the capacity region for the equivalent one-sided Gaussian IC. The first part of Proposition 2 implies that one corner point of the one-sided Gaussian IC can be determined exactly, and its value is

$$\left(\frac{1}{2} \log(1 + P_1), \frac{1}{2} \log \left(1 + \frac{P_2}{1 + aP_1} \right) \right). \quad (28)$$

According to item 2 of Proposition 2, the second corner point of the considered one-sided Gaussian IC is not determined exactly; its value is (R_1, C_2) where (see (18))

$$\frac{1}{2} \log \left(1 + \frac{aP_1}{1 + P_2} \right) \leq R_1 \leq \frac{1}{2} \log \left(1 + \frac{P_1}{1 + P_2} \right). \quad (29)$$

To conclude this section, these corner points are examined in the limit cases where a tends to the endpoints of the interval $(0, 1)$. In the limit case where $a \rightarrow 0$, the exact corner point in (28) tends to (C_1, C_2) , which means that the capacity region tends to the rectangle $[0, C_1] \times [0, C_2]$; this is consistent with the expectation that, as $a \rightarrow 0$, the one-sided Gaussian IC

tends to the case of two independent AWGN channels with no interference. On the other hand, as we let a tend to 1, the two corner points in this limit case are known exactly; from (28) and (29), the two corner points of the capacity region tend, respectively, to

$$\left(\frac{1}{2} \log(1 + P_1), \frac{1}{2} \log \left(1 + \frac{P_2}{1 + P_1} \right) \right)$$

and

$$\left(\frac{1}{2} \log \left(1 + \frac{P_1}{1 + P_2} \right), \frac{1}{2} \log(1 + P_2) \right).$$

This can be justified by the reasoning that when $a \rightarrow 1$, the degraded Gaussian IC in (26) and (27) tends to the case of an IC whose capacity region is equal to the intersection of the two induced multiple-access channels (see [7, Theorem 5.2]), so the values of the corner points in this limit case shows continuity at $a = 1$.

7. SUMMARY AND OUTLOOK

This paper considers the corner points of the capacity region of a two-user Gaussian IC, motivated by the operational meaning to investigate the situation where one transmitter sends its information at the maximal achievable rate for a single-user (in the absence of interference), and consequently the second transmitter needs to keep its data rate below a certain value in order to achieve reliable communication for the two non-cooperating receivers [3]. This study forms a follow-up of [3], and a note in [11, pp. 1354–1355] which left the determination of these corner points as an open problem (as is also noted in [8, p. 164]).

The approach used here relies on some existing outer bounds on the capacity region of a two-user Gaussian IC ([1], [6], [9], [10], [12]). In the case of weak interference (i.e., when both interference coefficients in standard form are below 1), Proposition 1 provides rigorous bounds which well approximate the corner points of the capacity region (see Remark 2, followed by Example 1 and Figure 1). These bounds are asymptotically tight when we let the transmitted powers tend to infinity (thus, making it an interference-limited channel); in this limit case, the bounds are consistent with Conjecture 1 that originated from [3]. The precision of the assessment of the two corner points for a Gaussian IC with weak interference stays high even for moderate signal-to-noise and interference-to-noise ratios. Furthermore, in the limit case where the transmitted powers tend to infinity for a Gaussian IC with weak interference, it is shown that each of the corner points of the capacity region is achievable with the additional feature that one of the receivers is able to decode both messages. In the case of mixed interference (i.e., where one of the interference links is strong and the other is weak), we obtain bounds on the maximal transmission rate of one transmitter when the other transmitter operates at the maximal single-user transmission rate (see Proposition 2 for the special setting of a degraded Gaussian IC [13], and Proposition 3 for the more general setting of mixed interference). For Gaussian ICs with mixed interference, it is demonstrated under a certain condition (see item 1 of Proposition 3) that the maximal

possible rate of one transmitter is strictly smaller than the corresponding upper bound in Conjecture 1 (this phenomenon is pronounced in the first part of Example 3, see Figure 3). In the case of a degraded Gaussian IC, only one corner point is exactly known [13], and it clearly enables the receiver of the enhanced channel to decode both messages. Proposition 2 provides a tightened version of the bound in Conjecture 1 for one corner point of the capacity region of a degraded Gaussian IC, and it is also related to the observations in [13]. This paper supports in general Conjecture 1.

We list in the following some directions for further research that are currently pursued by the author:

- 1) A possible tightening of the bound in (22) for a two-user Gaussian IC with mixed interference. Its possible tightening is motivated by the fact that the upper bound for the considered corner point of the capacity region is above the corresponding value in Conjecture 1 (see the left corner point in the plots of Figures 2–4).
- 2) A possible extension of this work to the class of semi-deterministic ICs in [15], which includes the two-user Gaussian ICs as a sub-class (to this end, the outer bound on the capacity region in [15] may prove useful).
- 3) The two-user Gaussian ICs and the deterministic ICs in [4] form sub-classes of the semi-deterministic ICs in [15]. For the deterministic ICs in [4], the capacity region was established and consequently, Question 2 is answered in the affirmative (see [4, Section 5]). The same also holds for the two-user Gaussian IC (at least) in the considered cases of Propositions 1 and 2, and the case of strong interference. It is suggested to further explore Question 2 for the generalized class of semi-deterministic ICs in [15].

Acknowledgment

I am grateful to Max H. M. Costa for a recent stimulating discussion during the 2013 ITA workshop in San-Diego, and our correspondence on this problem about 10 years ago. The feedback of Ronit Bustin and Shlomo Shamai on an earlier version of this paper is acknowledged. This research work was supported by the Israeli Science Foundation (ISF), grant number 12/12.

REFERENCES

- [1] V. S. Annapureddy and V. V. Veeravalli, “Gaussian interference networks: sum capacity in the low-interference regime and new outer bounds on the capacity region,” *IEEE Trans. on Information Theory*, vol. 55, no. 7, pp. 3032–3050, July 2009.
- [2] A. B. Carleial, “A case where interference does not reduce capacity,” *IEEE Trans. on Information Theory*, vol. 21, no. 5, pp. 569–570, September 1975.
- [3] M. H. M. Costa, “On the Gaussian interference channel,” *IEEE Trans. on Information Theory*, vol. 31, no. 5, pp. 607–615, September 1985.
- [4] A. El Gamal and M. H. M. Costa, “The capacity region of a class of deterministic interference channels,” *IEEE Trans. on Information Theory*, vol. 28, no. 2, pp. 343–346, March 1982.
- [5] A. El Gamal and Y. H. Kim, *Network Information Theory*, Cambridge university press, 2011.
- [6] R. Etkin, D. Tse and H. Wang, “Gaussian interference channel capacity to within one bit” *IEEE Trans. on Information Theory*, vol. 54, no. 12, pp. 5534–5562, December 2008.
- [7] T. S. Han and K. Kobayashi, “A new achievable rate region for the interference channel,” *IEEE Trans. on Information Theory*, vol. 27, no. 1, pp. 49–60, January 1981.
- [8] G. Kramer, “Review of rate regions for interference channels,” *Proceedings of the International Zurich Seminar on Communications*, pp. 162–165, Zurich, Switzerland, February 2006.
- [9] A. S. Motahari and A. K. Khandani, “Capacity bounds for the Gaussian interference channel,” *IEEE Trans. on Information Theory*, vol. 55, no. 2, pp. 620–643, February 2009.
- [10] J. Nam and G. Caire, “A new outer bound on the capacity region of Gaussian interference channels,” *Proceedings of the 2012 IEEE International Symposium on Information Theory*, pp. 2816–2820, MIT, Boston, MA, USA, July 2012.
- [11] I. Sason, “On achievable rate regions for the Gaussian interference channels,” *IEEE Trans. on Information Theory*, vol. 50, no. 6, pp. 1345–1356, June 2004.
- [12] X. Shang, G. Kramer and B. Chen, “A new outer bound and the noisy-interference sum-rate capacity for Gaussian interference channels,” *IEEE Trans. on Information Theory*, vol. 55, no. 2, pp. 689–699, February 2009.
- [13] H. Sato, “On degraded Gaussian two-user channels,” *IEEE Trans. on Information Theory*, vol. 24, no. 5, pp. 637–640, September 1978.
- [14] H. Sato, “The capacity of the Gaussian interference channel under strong interference,” *IEEE Trans. on Information Theory*, vol. 27, no. 6, pp. 786–788, November 1981.
- [15] E. Telatar and D. Tse, “Bounds on the capacity region of a class of interference channels,” *Proceedings 2007 IEEE International Symposium on Information Theory*, pp. 2871–2874, Nice, France, June 2007.