

Exciton condensation in quantum wells. Excitonic hydrodynamics. Autosolitons

V.I. Sugakov*

The hydrodynamics equations for indirect excitons in the double quantum wells are obtained taking into account 1) a possibility of an exciton condensed phase formation, 2) the presence of a pumping, 3) the finite value of the exciton lifetime, 4) the exciton scattering by defects. New types of solutions in the form of bright and dark autosolitons are obtained for the exciton density. The role of localized and free exciton states is analyzed in a formation of the emission spectra.

PACS numbers: 71.35.Lk, 73.21.Fg

I. INTRODUCTION

While seeking the exciton Bose-Einstein condensation in double quantum wells, the several non-trivial effects were observed. A very large exciton lifetime is a special feature of excitons in double quantum well in the presence of an electric field directed in parallel to the normal of quantum well plain¹. The effect occurs due to the separation of electrons and holes into the different wells, which causes a very weak overlapping their wave function and the damping of the mutual recombination. The large lifetime allows one to create a high concentration of the excitons at small pumping and to study a manifestation of the effects of exciton-exciton interaction. Excitons with electrons and holes localized in different wells are called 'indirect excitons'. The nonzero dipole moment of the indirect excitons should cause their mutual repulsion that complicates the creation of the exciton condensed phase. These properties and the facts, that excitons have the integer spin and the small mass, stimulated the search of the exciton Bose-Einstein condensation in double quantum wells. These investigations gave a number of new results. So, the narrow band with unusual properties was observed and studied by Timofeev's group²⁻⁴ in the emission spectra of the indirect excitons in *AlGaAs* system. It was shown that this band appears at the some threshold pumping, also the peculiarities of the temperature and pumping dependencies were revealed. The authors^{3,4} build a phase diagram "threshold pumping - temperature".

The nontrivial results were found in a spatial distribution of exciton emission from quantum well. In the papers⁵, an appearance of a ring outside the laser spot was observed in the emission from double quantum well. The ring radius exceeded significantly the exciton diffusion length. The explanation of the appearance of the ring was given in the papers^{6,7} under the assumption, that holes are captured by the well more effectively than electrons, and, in addition, there are donors in the crystal, which create some concentration of free electrons. As a result a region rich by holes arises in a vicinity of the laser spot. Outside of this region the quantum well is enriched by free electrons. On the boundary of the region the processes of a recombination take place, which causes

the a creation of excitons on the ring and the appearance of a spatial distribution of the emission in the form of the ring.

Intriguing facts appear under an investigation of the spatial distribution of the exciton density. Different spatial nonhomogeneous structures were observed in the emission of the indirect excitons at the pumping greater a critical value. Thus, in the paper⁵ a division of the emission ring was observed on separate fragments periodically localized along the ring. In the paper⁸, in which the excitation of the quantum well carried out through a window in metallic electrode, the authors found in the luminescence spectrum a periodical structure of the islands situated along the ring under perimeter of the window. The number of the islands growths with increasing of the radius of the window. The similar results were obtained not only in double quantum wells, but also in a wide quantum well in the presence of a strong electric field, which divides electrons and holes between different sides of the quantum well. As the result the excitons with charges, strong separated in the space, and with large lifetime are created⁹. On such dipole excitons in the wide quantum well, the effects similar to those on excitons in double quantum wells were observed, namely the appearance of periodical structures of the islands under the window in a electrode¹⁰ and on the ring outside the laser spot¹¹. Recently Timofeev and coauthors^{12,13} presented examples of the structures in the emission spectra at the different forms of windows in the electrode: the rectangle, two circles and others. In the paper¹⁴ the authors, choosing the form of the electrode, created additional periodical potential for excitons. It was found, that besides the periodical structure imposed by external conditions, the partition of the emission into fragments was observed in the direction, in which the potential is almost uniform.

The phenomenon of the symmetry loss and the creation of structures in the emission spectra of indirect excitons stimulated a series of theoretical investigations¹⁵⁻²². The authors of the work¹⁵ considered the instability, which arises under kinetics of level occupations by the particles with the Bose-Einstein statistics. Namely, the growth of the occupation of the level with zero moment should stimulate the transitions of excitons to this level. But the density of excitons was found greater, and the temperature was found lower than these values ob-

served on the experiments. Some authors explain the appearance of the periodicity by Bose condensation of excitons^{16,17}. There is a suggestion to describe the system by a nonlinear Schrodinger equation^{18,19}. Also a possibility of the Mott transition in considered systems was studied²⁰. The periodicity appearance in the exciton system was investigated in²¹ using Bogolyubov's equations under some approximations of inter-exciton interaction. Let note the paper²², in which the observed in⁵ appearance of the islands was explained from classical model diffusion equation with Coulomb interaction between electrons, holes, and excitons. In the listed above works the main efforts were applied for the ascertainment of the principal possibility of the appearance of the periodicity of the exciton density distribution. A specific application of the results for an explanation of the numerous experiments of different kind (at different pumping and temperature, nonhomogeneous external fields) was not employed.

An appearance of an instability of the uniform distribution of the exciton density and a formation of the periodical distribution were shown in the work²³ from a position of self-organization processes in non-equilibrium systems for excitons with attractive interaction. The phenomenon has the threshold behavior with respect to a pumping. After the successful observation of periodical structures in the system of indirect excitons in double quantum well on the base of AlGaAs crystal by Timofeev's and Butov's groups, the several works were fulfilled²⁴⁻³⁰ in this model devoted to explanation of the experiments. The theoretical approaches of the works²⁴⁻³⁰ are based on the following assumptions.

1. There is an exciton condensed phase caused by the attractive interaction between excitons. As was mentioned, there are the dipole-dipole repulsion interaction between excitons. But the simple calculations show, that the exchange and van der Waals interactions exceed the dipole-dipole repulsion at certain distances between excitons, if the distance between quantum wells is not very far and the exciton dipole moment is not too large. An existence of attractive interaction between excitons is confirmed by the calculations of biexcitons³¹⁻³⁴, and under investigation of many-exciton system³⁵.

2. The finite value of the exciton lifetime plays an important role in the formation of a spatial distribution of exciton condensed phases. As usually, the exciton lifetime exceeds significantly the duration of the establishment of a local equilibrium. By this reason, the lifetime of excitons is suggested to be equal infinity under the solutions of many exciton problems. But, the taking into account the finiteness of the exciton lifetime is necessary in the study of the spatial distribution phases in two-phase systems, because the exciton lifetime is less than the time of the establishment of the equilibrium between phases. The last time is determined by slow diffusion processes and is great. Just the finite exciton lifetime restricts the maximal size of the exciton condensed phase and it causes the existence of a correlation in positions

of separate regions of the condensed phase. As the result the spatial structures of the condensed phase appear in the shape of separate islands (in two dimensional case), parameters of which and the mutual position depend on the exciton lifetime. Thus, the created spatial structures are non-equilibrium and they are a consequence of a self-organization in non-equilibrium systems.

The theory, developed in the works²⁴⁻³⁰, has explained many features of the indirect exciton manifestation in the double quantum wells on the base AlGaAs crystal. So, the observed in⁴ behavior of narrow band as a function of the pumping and the temperature is presented in²⁵. It follows from these calculations in accordance with the experiment⁴, that the intensity of the emission of the narrow band decreases linearly with temperature at fixed pumping and rises ultralinearly with the growth of the pumping at fixed temperature. The theory²⁵ has explained the experimental "threshold pumping - temperature" phase diagram obtained in^{3,5}. The works^{24,26-28} were dedicated to the interpretation of the appearance of the periodically situated islands in the emission of spectra from the both the ring outside the laser spot, founded in⁵, and from the region of the double quantum well under perimeter of the window in electrode, founded in⁸. The theory described the sizes of the islands, the distances between them, their appearance and vanishing depending on pumping and temperature. The calculated behavior of the condensed phase islands around two laser spots observed in⁷ is presented in³⁰. At approaching the centers of laser spots, the rings of the emission around two spots transform from two rings around two centers to the deformed single ring with two laser spots inside the ring in accordance with experiment⁷. The theory²⁵ explained an appearance of a spike observed in³⁶ in emission of the indirect excitons after the shutdown of a pumping by the increasing of the exciton lifetime in a consequence of the removal of an Auger processes. In the paper²⁷ the fragmentation of the inner ring in the laser spot was predicted. These fragmentation was observed recently in the experiment³⁷.

Several theoretical investigations were made for new systems, which were not studied by experiments so far. It was shown, that a periodical structure of the condensed phase islands arise at the light irradiation in the quantum well under electrode with a slot³⁸. The chain of the islands moves in the presence of a linear potential along the slot. The process reminds the Gunn effect in semiconductors and can be called "excitonic Gunn effect". The pumping dependence study of exciton density distribution in the well under the electrode in the shape of a disk presents all stages of the phase transitions: from the islands of the condensed phase in a gas phase till the islands of the gas phase in an environment of the condensed phase³⁹. The investigation of excitonic pulse moving in external fields⁴⁰ shown that maximum exciton density remains constant during the exciton lifetime and there is a possibility of a control of pulse moving by an another laser if the formation of the pulse occurs by

excitons in the condensed phase.

While developing the theory, two approaches of the theory of phase transitions were used: the model of nucleation (Lifshits-Slyozov) and the model of spinodal decomposition (Cahn-Hillart). These models were generalized on the particles with the finite lifetime, that is important for interpretation of the experimental results. The involvement of Bose-Einstein condensation for excitons was not required for the explanation of the experiments, the considered condensation is the condensation in real space. Among many experiments, explained by the theory, there are two ones, presented below, which did not considered jet in the framework of the presented theory.

A. It was shown in the work⁴¹, that maximum of the frequency dependence of the emission from the region between the islands is lower, than maximum of the emission frequency from the islands, so from the region, where the exciton density is large. The difference of the maxima is small, it is less than the width of the emission band. But on the base of this date the authors came to the conclusion, that there is the repulsion interaction between excitons only. This result contradicts the main assumptions of the model of the works²⁴⁻²⁹ about the presence of attractive interaction between excitons, that exist at some distance between excitons and causes the creation of a condensed phase. In the Appendix we present a possible explanation of such effect in the case of the attractive interaction between excitons⁴². The explanation is based on the presence in the well of localized exciton states, levels of which are situated lower than the exciton levels and become saturated with increasing pumping. The emission band is determined by the free and localized exciton states. The exciton states form the upper part of the band. With increasing pumping the number of excitons and the blue part of the band emission growth. In the case of an attractive interaction, a lowering of the exciton levels caused by the exciton condensation is small in comparison with the whole width of the band. As the result the maximum of the emission shifts to higher side with increasing the pumping, if the emissions from the exciton condensed phase and from the localized states are not separated.

B. In the works^{12,43,44} a coherence was observed in the emission spectra from island⁴⁴, or even from different islands^{12,43}. The coherence was revealed in the interference of the emission from the different spatial points.

The effect B is not considered in the presented paper. For its study, the microscopic model of the condensed phase is needed. But a qualitative explanation may be given. The interference of the wave functions does not observed on the experiment directly, the interference of electromagnetic waves is shown on the experiment. Because the electromagnetic field and scattered field are coherent, the interference of the emission from two islands may arise as a result of an imposition of electromagnetic field emitted by some island and the scattered field by other island. It was shown in the papers⁴⁵⁻⁴⁷, that the strong correlation between exciton densities at

different points takes place in the case when the exciton condensed phase exists. Also there is a sharp maximum of the Fourier transformation of the two point correlation function. It is reason of a mutual connection of the wave emitted from some point with the wave scattered by other region. But the quantitative calculations require the date of microscopic model of the exciton condensed phase, particularly, the numerical value of the polarizability is needed.

In the presented paper the hydrodynamics equation for excitons is obtained for the case, if excitons are in condensed phase. The equations allow to describe the moving of the complicated system composed of two phases: gas and condensed ones. We have studied the spatial distribution of both the exciton density and exciton flux in the case of condensation at steady-state pumping. From analysis of different solution of the equation for exciton density it was shown the existence of exciton autosolitons at some parameters of the system. Also the possible explanation of the effect A is given taking into account the presence of localized states, which become totally occupied with increasing pumping.

It is necessary to emphasize that besides the system, we investigated, there is an another one, in which the exciton condensation is studied. It is the exciton condensation in bilayer quantum Hall system. In this system the two layers are filled by electrons in the presence of strong magnetic field with total (for two wells) Landau level filling factor $\nu_T = 1$ and with total density $n_T = n_1 + n_2$, where n_i is the density in the separate well ($i = 1, 2$). An electron in the lowest Landau level of one layer bounded to hole in the lowest Landau level of the other layer is considered as exciton. The review of collective effects in such system is presented in⁴⁸. The bilayer quantum Hall system differs from the system that we consider. The electrons are created in the bilayer quantum Hall system by donors and the system is equilibrium. We studied the system in which the excitons are created by the light, the system is non-equilibrium. The excitons have the finite value of the lifetime and this fact influences significantly on the behavior of the collective states, particularly, on the formation of the spatial structures.

II. HYDRODYNAMICS OF EXCITON CONDENSED PHASE

The hydrodynamic equations of excitons were obtained and analyzed in the work⁴⁹. In comparison with this paper, we obtain⁴² the hydrodynamic equations of excitons generalizing the Navier-Stokes equations taking into account the finite exciton lifetime, the pumping of exciton and the existence of an exciton condensed phase caused by interaction between excitons. The system is described by the exciton density $n \equiv n(\vec{r}, t)$ and by the velocity of the exciton liquid $\vec{u} \equiv \vec{u}(\vec{r}, t)$. The equation of the conti-

nunity of the exciton density is rewritten in the form

$$\frac{\partial n}{\partial t} + \text{div}(n\vec{u}) = G - \frac{n}{\tau_{ex}}, \quad (1)$$

where G is the pumping (the number of excitons created for unit time in unit area of the quantum well), τ_{ex} is the exciton lifetime. In the comparison with the typical equation for a liquid, the presented equation for excitons contains the terms, that describe the pumping and the finite lifetime of the excitons.

The equation for the movement of the unit volume of an exciton liquid is rewritten in the form

$$\frac{\partial mn u_i}{\partial t} = -\frac{\partial \Pi_{ik}}{\partial x_k} - \frac{mn u_i}{\tau_{sc}}, \quad (2)$$

where m is the exciton mass, Π_{ik} is the tensor of the density of the exciton flux.

$$\Pi_{ik} = P_{ik} + mn u_i u_k - \sigma'_{ik}, \quad (3)$$

where P_{ik} is the pressure tensor, σ'_{ik} is the viscosity tensor of a tension.

In comparison with the typical Navier-Stokes equation a braking of exciton liquid by phonons and by defects is introduced in Eq. (2). In the equation (2) we neglected by the momentum change caused by the creation and the annihilation of excitons. Indeed, the momentum change in the unit time and in the unit volume owing to an disappearance of the excitons has the order $mn u/\tau_{ex}$. Since $\tau_{ex} \gg \tau_{sc}$ this value is much less the last term in the formula (2). The momentum change due to the addition of new excitons by pumping is small too, because mean exciton moment, created by external light, is close to zero.

Introducing coefficients of the viscosity and using Eq. (1), Eq.(2) may be rewritten in the form

$$\rho \left(\frac{\partial u_i}{\partial t} + \left(u_k \frac{\partial}{\partial x_k} \right) u_i \right) = -\frac{\partial P_{ik}}{\partial x_k} + \eta \Delta u_i + (\varsigma + \eta/3) \left(\frac{\partial}{\partial x_i} \right) \text{div} \vec{u} - \frac{\rho u_i}{\tau_{sc}}, \quad (4)$$

$\rho = mn$ is the mass of excitons in unit volume.

Let us consider the tensor of pressure. To find the connection between the tensor and others parameters it is needed to use the equation of the state. We suggest that the state of the local equilibrium is realized and the state of the system may be described by a free energy, which depends on spatial coordinate. Let us present the functional of the free energy in the form

$$F = \int d\vec{r} \left(\frac{K}{2} (\nabla n)^2 + f(n) \right). \quad (5)$$

The first term in the integrand (5) describes the energy of non-homogeneity.

The pressure tensor will be obtained from equation of the state of the system. At the given presentation of

the free energy, the pressure tensor is determined by the formula⁵⁰

$$P_{\alpha\beta} = \left(p - \frac{K}{2} (\nabla n)^2 - Kn \Delta n \right) \delta_{\alpha\beta} + K \frac{\partial n}{\partial x_\alpha} \frac{\partial n}{\partial x_\beta}, \quad (6)$$

where $p = n f'(n) - f(n)$ is the equation of the state, p is the isotropic pressure.

Taking into account (6), we rewrite the equation (4) finally in the form⁴²

$$\frac{\partial u_i}{\partial t} + u_k \frac{\partial u_i}{\partial x_k} + \frac{1}{m} \frac{\partial}{\partial x_i} \left(-K \Delta n + \frac{\partial f}{\partial n} \right) + \nu \Delta u_i + (\varsigma/m + \nu/3) \left(\frac{\partial}{\partial x_i} \right) \text{div} \vec{u} + \frac{u_i}{\tau_{sc}} = 0. \quad (7)$$

Eqs.(1,7) are the equations of hydrodynamics for an exciton system. These equations differ from the hydrodynamic equations, investigated in⁴⁹, by the presence of the terms of the right side in Eq.(1), which take into account the lifetime and pumping, and by the presence of the third term in Eq.(7), which describes a condensed phase. It follows from the estimations, made in the work⁴⁹, that the terms with the viscosity coefficients are small and we shall neglect them.

In the case of a steady state irradiation of the system, the Eqs.(1) and (7) have the solution $n = G\tau$, $u = 0$. In order to investigate the stability of this solution we consider the behavior of a small fluctuation of the exciton density and the velocity from these values: $n \rightarrow n + \delta n \exp(i\vec{k} \cdot \vec{r} + \lambda t)$, $u = \delta u \exp(i\vec{k} \cdot \vec{r} + \lambda(\vec{k})t)$. After substitution these expressions in Eqs.(1, 7), we obtain in the linear approximation with respect to the fluctuations the following expression

$$\lambda_{\pm}(\vec{k}) = \frac{1}{2} (-1/\tau_{sc} + 1/\tau_{ex}) \pm \sqrt{(1/\tau_{sc} - 1/\tau_{ex})^2 - \frac{4k^2 n}{m} (k^2 K + \frac{\partial^2 f}{\partial n^2})}, \quad (8)$$

It is follow from (8), that both parameters $\lambda_{\pm}(\vec{k})$ have a negative real part at small and large values of vector \vec{k} and, therefore, the uniform solution of hydrodynamics equation is stable. But the value $\lambda_+(\vec{k})$ may be positive in some interval of vector \vec{k} , when $\frac{\partial^2 f}{\partial n^2}$ becomes negative. In these case the uniform distribution of the exciton density is unstable with respect to a formation of non-homogeneous structures. The instability arises at some threshold value of exciton density and at some critical value of the wave vector. Analysis of the equation (8) gives the following expression for the critical values of the wave vector k_c and the exciton density n_c

$$k_c^4 = \frac{m}{K n_c \tau_{sc} \tau_{ex}}, \quad (9)$$

$$\frac{k_c^2 n_c}{m} \left(k_c^2 K + \frac{\partial f(n_c)}{\partial n_c^2} \right) + \frac{1}{\tau_{sc} \tau_{ex}} = 0. \quad (10)$$

For stable particles ($\tau_{ex} \rightarrow \infty$) the equations (9,10) give the condition $\frac{\partial f}{\partial n^2} = 0$, that is condition for spinodal decomposition for a system in the equilibrium case.

Depending on parameters the Eqs.(1,7) describe the ballistic and diffusion movement of the exciton system. The relaxation time τ_{sc} plays the important role in a formation of the exciton moving. Due to arising of the nonhomogeneous structures, the exciton currents in the system exist ($\vec{j} = n\vec{u} \neq 0$) even under the uniform steady-state pumping. Excitons are moving from regions with the small exciton density to the regions with the high density. In the presented paper we shall consider the spatial distribution of exciton density and exciton current in the double quantum well under steady-state pumping. In this case the exciton current is small and we suggest the existence of the next conditions

$$\frac{\partial u_i}{\partial t} \ll u_i/\tau_{sc}. \quad (11)$$

$$u_k \frac{\partial u_i}{\partial x_k} \ll u_i/\tau_{sc}. \quad (12)$$

Particularly, the Eq.(11) holds under the study of the steady-state exciton distribution. The fulfilment of Eq.(12) will be shown later after some numerical calculations.

Using the conditions (11) and (12) we obtain from Eq.(7) the value of the velocity \vec{u}

$$\vec{u} = -\frac{\tau_{sc}}{m} \vec{\nabla} \left(-K\Delta n + \frac{\partial f}{\partial n} \right), \quad (13)$$

As the result the equation for the exciton density current may be presented in the form

$$\vec{j} = n\vec{u} = -M\nabla\mu, \quad (14)$$

where $\mu = \delta F/\delta n$ is the chemical potential of the system, $M = nD/\kappa T$ is the mobility, $D = \kappa T\tau_{sc}/m$ is the diffusion coefficient of excitons.

Therefore, the equation for the exciton density (1) equals

$$\begin{aligned} \frac{\partial n}{\partial t} &= \frac{D}{\kappa T} (-Kn\Delta^2 n - K\vec{\nabla}n \cdot \vec{\nabla}\Delta n) \\ &+ \frac{D}{\kappa T} \vec{\nabla} \cdot \left(n \frac{\partial^2 f}{\partial n^2} \vec{\nabla}n \right) + G - \frac{n}{\tau_{ex}}. \end{aligned} \quad (15)$$

Just in the form of (15) we investigated a spatial distribution of the exciton density at exciton condensation at different dependencies f on n [22, 23, 33, 38, 39]. So, our previous consideration of the problem corresponds to the diffusion movement of hydrodynamics equations (1,7). At some conditions, applied to the functional F the uniform solution is unstable, and the spatial structure arises in the system. For the system under study the condensed phase appears, if the function $f(n)$ describes a phase transition. In the papers mentioned above the

examples of such dependencies were given. Here, we analyze an other dependence $f(n)$, which often is also used in the theory of phase transitions. We shall approximate the density of the free energy in the form

$$f = \kappa T n (\ln(n/n_a) - 1) + a \frac{n^2}{2} + b \frac{n^4}{4} + c \frac{n^6}{6}, \quad (16)$$

where a, b, c are the constant values. Three last terms in the formula (16) are the main terms, they arise due to an exciton-exciton interaction and describe the phase transition. The first term was introduced in order to describe the system in a space, where the exciton concentration is small (if such region exists in the system). With increasing the exciton density the term $a \frac{n^2}{2}$ must manifests itself firstly. It gives the contribution the an value to chemical potential. The origin of this term is connected in our system with the dipole-dipole interaction that should become apparent at the beginning due to its long-range nature. For estimations of a we may use for the dipole-dipole exciton interaction in double quantum well the plate capacitor formula $an = 4\pi e^2 dn/\epsilon$, where d is the distance between wells, ϵ is the dielectric constant. This formula is used usually for a determination of the exciton density from the the experimental meaning of the blue shift of the frequency of the exciton emission with the rise of the density. It is follow from the formula that $a = 4\pi e^2 d/\epsilon$. This expression is approximate because it does not take into account the exciton-exciton correlations^{32,51}. When the exciton density growths the last two terms in (14) begin to play a role. An existence of the condensed phase requires that the value b was negative ($b < 0$). For stability of the system at large n the parameter c should be positive ($c > 0$). It is suggested in the model, that the condensed phase arises due to the exchange and van der Waals interactions. For the system with the large distance between wells the dipole-dipole interaction exceeds attractive interaction and the condensed phase does not arise. The disappearance of chemical potential minimum as a function of n with increasing of the parameter a (with increasing the distance between the quantum wells) is presented in Fig1.

Let us introduce the dimensionless parameters: $\tilde{n} = n/n_o$, where $n_o = (a/c)^{1/4}$, $\tilde{b} = b/(ac)^{1/2}$, $\tilde{r} = \vec{r}/\xi$, where $\xi = (K/a)^{1/2}$ is the coherence length, $\tilde{t} = t/t_0$, where $t_0 = \frac{\kappa T K}{D n_o a^2}$, $D_1 = \frac{\kappa T}{a n_o}$, $\tilde{G} = G t_0/n_o$, $\tilde{\tau}_{ex} = \tau/t_0$. As the result the equation (15) is reduced to the form (hereinafter the symbol \sim will be omitted in the equation)

$$\begin{aligned} \frac{\partial n}{\partial t} &= D_1 \Delta n - n \Delta^2 n + n \Delta n (1 + 3bn^2 + 5n^4) \\ &- \vec{\nabla}n \cdot \vec{\nabla}\Delta n + (\vec{\nabla}n)^2 (1 + 9bn^2 + 25n^4) + G - \frac{n}{\tau_{ex}}. \end{aligned} \quad (17)$$

The solutions of the equation (17) are presented in Fig.2 in the one-dimensional case ($n(\vec{r}, t) \equiv n(z, t)$) for three values of the steady-state uniform pumping. The solutions are obtained at the initial conditions $n(z, 0) = 0$ and the boundary conditions $n'(0, t) = n'(L, t) =$

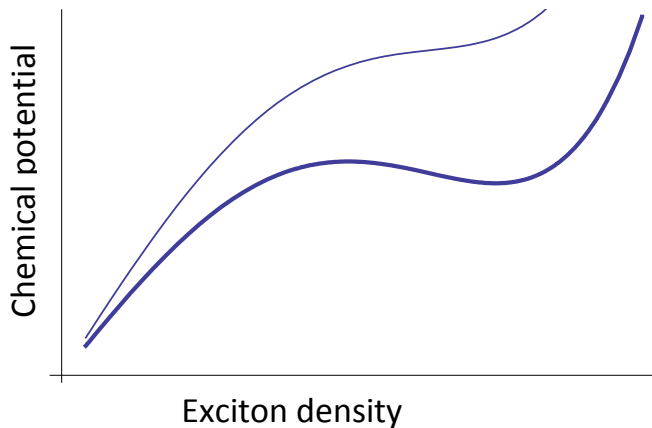


FIG. 1: Qualitative dependence of the chemical potential on n . The parameter a for the thin line is greater than for the thick line. The parameters b and c are the same for both curves.

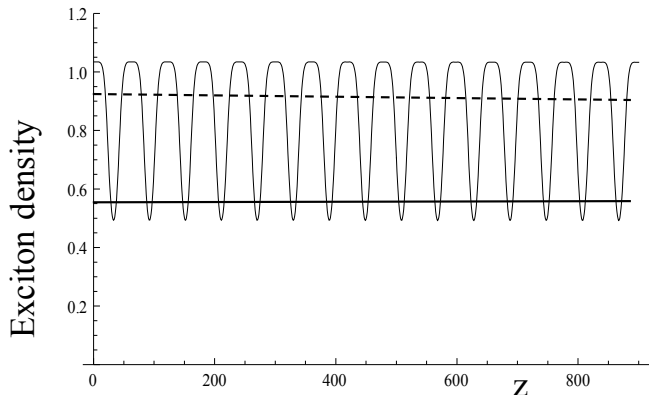


FIG. 2: The spatial dependence of the exciton density at the different value of the pumping: for the continues line $G = 0.0055$, for the periodical line $G = 0.008$, for the dashed line $G = 0.0092$. $D_1 = 0.03$, $b = -1.9$

$n''(0,t) = n''(L,t) = 0$, where L is the size of the system. The periodical solution exists in the some interval of the pumping $G_{c1} < G < G_{c2}$. At the great size of the system the structure of the solution (the period and the amplitude of the lattice) does not depend on the boundary conditions. At the given parameters the periodical solution exists at $0.0055 < G < 0.0092$. Outside this region, the solution describes a uniform system: the gas phase at the pumping less the lower boundary value and the condensed phase at the pumping greater upper boundary value. Upper part of the periodical distribution corresponds to condensed phase, the lower one corresponds to the gas phase. The size of the condensed phase increases with the change of the pumping from G_{c1} to G_{c2} . At $G > G_{c2}$ the state with uniform distribution of condensed phase emerges.

Fig.3 shows the spatial dependence of the exciton current calculated by the formula (14). The current equals zero in the centers of the condensed and gas phases and

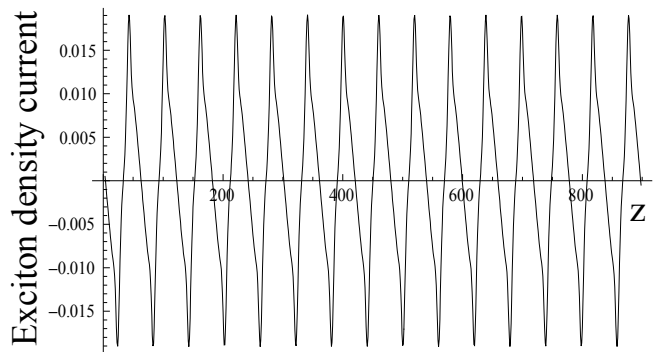


FIG. 3: The spatial dependence of the exciton current at $G = 0.008$, $D_1 = 0.03$, $b = -1.9$.

it has a maximum in the region of a transition from the condensed phase to the gas phase.

Let us do some estimations. It is seen from Fig.2, that the exciton density in the condensed phase redouble approximately in comparison with the density in the gas phase. The results for the currents in Fig.3 is presented in dimensionless units: $\tilde{j} = j/j_o$, where $j_o = n_o u_o$, $u_o = (\tau_{sc} n_o a)/(m\xi)$ is the unit of the velocity. The exciton density presented in Fig.2 in dimensionless units ($\tilde{n} = n/n_o$). It is seen from Fig.2 that $\tilde{n} \sim 1$, and the magnitude of n has an order on n_o . So, for estimations we may suppose that $n_o a$ corresponds to the shift of the luminescence line with increasing the exciton density, also the magnitude of ξ has the order of the size of the condensed phase. For the following magnitudes of parameters $\tau_{sc} = 10^{-11}$ s, $n_o a = 2 \cdot 10^{-3}$ eV, $m = 2 \cdot 10^{-28}$ g, $\xi = 2 \cdot 10^{-4}$ cm, we obtain $u_o \sim 10^6$ cm/s. According to calculations (see Fig.3) the magnitudes of the current and the velocity are in two orders of the values less than their unit. So, at chosen parameters, the maximal amplitude of the velocity of the exciton density flux in the dissipative structure in the double quantum well equals 10^4 cm/s. In order to verify the fulfilment of the condition (12), let us suppose that $(\partial u_i)/(\partial x_k \sim u/l)$, where l is the period of the structure. It follows from experiments^{5,8} that $l \sim (5 \div 10)\mu\text{m}$. Using these date we obtain that the condition (12) is satisfied very good. This condition is violated at $\tau_{sc} \geq 10^{-9}$ s. It is the very large value. The calculation using uncertainty principle from the band width of the narrow line $(2 \cdot 10^{-4}$ eV)^{2,3} gives more less the magnitude $3 \cdot 10^{-12}$ s. Therefore, the formation of nonuniform exciton dissipative structures in the double quantum well occurs by the diffusion movement of excitons. For a proof of the main equation (15) the last term in Eq. (2), which describes the loss of the momentum due to scattering on defects and phonons, is of importance. Just this term describes the processes, which cause a decay of the exciton flux. From the viewpoint of the possibility of the appearance of superfluidity, the situation for excitons is more complicated than that for the liquid helium and for the atoms of alkali metals at ultralow temperatures. In the last systems, the phonons

(moving of particles) are intrinsic compound part of the system spectrum, the interaction between phonons (particles) are the interaction between of atoms of the system and does not cause the change of the complete momentum of the system and its moving as whole. Phonons and defects for excitons are external subsystems, which brake the exciton moving. Therefore, for the creation of exciton superfluidity it is needed, that the value of τ_{sc} grows significantly. It is possible for exciton polaritons, which weekly interact with phonons; and there is a certain experimental evidence on an observation of the polariton condensation⁵². For the indirect excitons the critical temperature of the superfluid transition is strongly lowered by inhomogeneities^{53,54}. So, the question about the possibility of the superfluidity existence for the indirect excitons on the base AlGaAs system is open.

Thus, the peculiarities, that are observed at large densities of the indirect excitons, may be explained by the phase transitions in the system of the particles with attractive interactions and the finite value of the lifetime without an involvement of the Bose-Einstein condensation.

III. EXCITONIC AUTOSOLITONS

As it was shown, at $n < n_{c1}(G < G_{c1})$ the uniform solution of Eq. (17) is stable. But, at some limits of a pumping at $G < G_{c1}$ there exists a stationary solution for the exciton density distribution localized in a space. For example, with the parameters used for calculations of the exciton distribution in Fig.3, the threshold value of the pumping equals $G_{c1} = 0.0055$; but, at a steady-state pumping there is the spatial nonuniform solution of the equation (17) at $G < G_{c1}$ in the form of an isolated spike. It may be obtained solving Eq.(17) at the pumping, which consist of a constant value G_0 and an additional pulse dG with the maxima in the some point of the space and in the time moment

$$dG = s \exp[-w(z - z_0)^2] \exp[-p(t - t_0)^2] \quad (18)$$

where s , w , p are parameters. The formula (18) describes a pulse of the pumping, which acts during some time interval with the maximum in the point z_0 .

The solution of Eq.(17) obtained under an application of the addition pulse (18) in the region $z_0 = L/2$ has at $t \rightarrow \infty$ the form presented in Fig.4. The solution exists at $t \rightarrow \infty$, i.e. at the times, when the action of the addition pulse is absent already. The shape of the spike $n(z)$ does not depend on parameters s , w , p , except cases, when at least one of these parameters tends to zero and becomes less some value. In addition, the solution in the form, presented in Fig.4, arises also, if the additional pulse is absent, but there is some distribution of the exciton density in the initial time $t = 0$:

$$n(z, 0) = s_0 \exp(-w(z - z_0)^2). \quad (19)$$

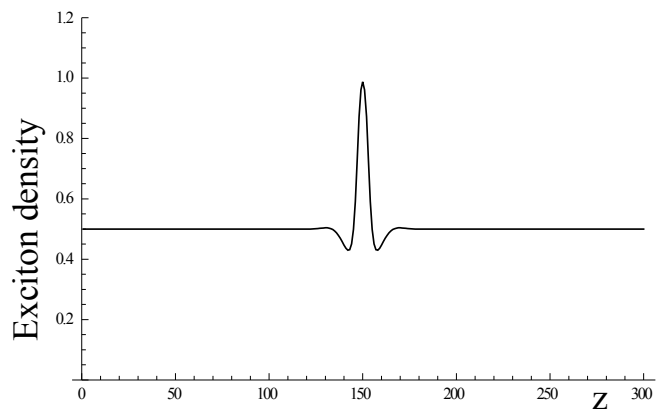


FIG. 4: The spatial dependence of the exciton density of the excitonic autosoliton at the pumping $G = 0.005 < G_{c1}$; $D_1 = 0.03$, $b = -1.9$.

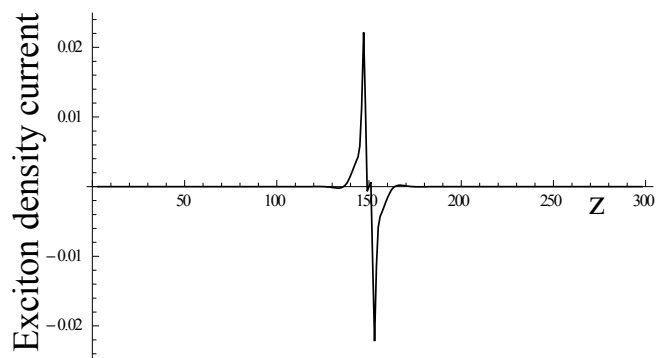


FIG. 5: The spatial dependence of the exciton current in the localized state at the pumping $G = 0.005 < G_{c1}$; $D_1 = 0.03$, $b = -1.9$.

Fig.5 shows the distribution of exciton current in the vicinity of the localized solution. The current changes the sign in the center of the localized state of the density.

We have verified by direct calculations, that the solution presented in Fig.4 in the form of a localized distribution of the density is stable. We call the state, that describes this solution localized in space, by excitonic autosoliton. The spatial dependence of the exciton density will be designated by $n_{as}(z)$. The autosolitons exist in the some regions of the pumping $G_{cas} < G < G_{c1}$. At chosen parameters in Fig.4 the autosolitons arise under conditions $0.003 < G < 0.0055$. The solutions exist in the form of the autosoliton side by side with the uniform solutions. The lower boundary G_{cas} depends on exciton parameters, particularly, on the exciton lifetime.

Excitonic autosolitons correspond to solitary solutions of nonlinear equations for the excitons (17). The name “**auto**” is introduced according to⁵⁵; it underlines, that the solitary solutions arise in the dissipative system in a contrast to “solitons”, which appear in conservative systems. The obtained here autosolitons correspond to the “static autosolitons” according to the classification⁵⁵.

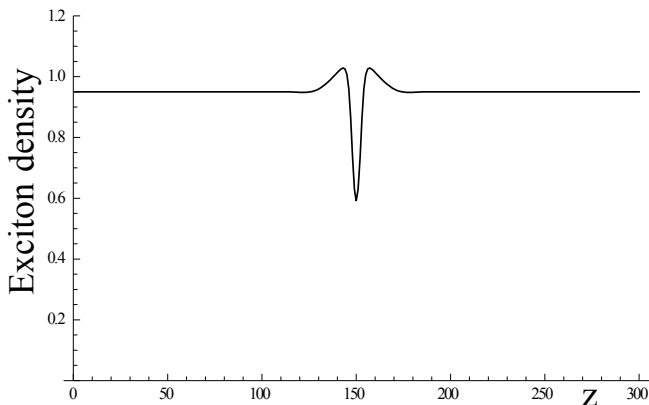


FIG. 6: The spatial dependence of the exciton density of the dark autosoliton at $G = 0.0095 > G_{c2}$; $D_1 = 0.03$, $b = -1.9$.

The solutions in the form of the autosolitons are degenerated: if there is a solitary solution $n_{as}(z)$, then $n_{as}(z - z_0)$ will be also solution at the arbitrary z_0 (in the infinite medium). But, if there is an external field in a system, which creates a spatial dependent additional potential for excitons, the solitary excitation moves. Thus, at linear spatial dependence of the additional potential energy in the formula of the free energy (16) the term $\delta V = -dz$ should be added. In this case the equation (17) has the solution in the form of autowaves $n_{as}(z - vt)$, where v is the velocity of the autowave. In the region, in which the periodic solution of the exciton density takes place ($G(c1) < G < G(c2)$), such autowaves were investigated in the work³⁸.

Localized solutions exist also in the some region at the pumping greater the value, at which the periodical structure arises ($G > G(c2)$). The dependence of the exciton density may be obtained from Eq.(17) choosing an additional pumping pulse in the form (18), but at $a < 0$. An example of such solution is presented in Fig. 6. These structures appear in the form of a dip, and can be called "dark autosolitons" by analogy with the soliton's terminology.

To explain the appearance of the autosoliton-type solution we recall that the phase transition are investigated in the paper. As is known, there exists the region between spinodal and binodal, in which the creation of a nucleus of new phase is needed for phase transition. The size of the nucleus should exceed some critical value. The obtained critical value of n_c (Eqs.(9,10)) is based under the consideration of the small fluctuations and corresponds really to the boundary of the spinodal region corrected by non-equilibrium state of the system. The autosoliton arises at pulses larger some critical value. So, the appearance of autosolitons corresponds to the appearance of the nucleus outside the spinodal boundary for phase transitions of the stable particles. A size of the new phase of the stable particles increases with time, while the distribution density of the unstable particles (excitons) does not depend on the time (at a steady-state pumping). It

explains the existence of the localized states of exciton distribution outside the region of the instability of an uniform distribution. It should be noted, that in the phase transition approach of nucleation-growth with an generation on unstable particles²⁴⁻²⁶ the existence of the condensed phase islands outside the spinodal region is taking into account automatically, because this approach consider fluctuations, which do not presented in the equation (17).

The model of the nucleation-growth, which we used under the investigation of the exciton condensation in²⁴⁻²⁶, is close to the methods, used in⁵⁶⁻⁵⁸ under the investigation of electron-hole droplets in germanium and silicon. But in contrast to the works⁵⁶⁻⁵⁸ we took into account the correlation in the spatial positions of the droplets (the islands in the two-dimensional case), that allows to describe the different structures, mutual positions of islands, their concentration, the formation of the periodicity and other properties, which are observed in quantum wells on the base of the AlGaAs system.

IV. CONCLUSIONS

In the work, the several problems of the theory of indirect exciton condensation in quantum well on the base AlGaAs crystal are considered.

The hydrodynamic equations for excitons were build with taking into account a possibility of the condensed phase formation, the finite lifetime of excitons, the scattering of excitons by defects. The analysis of the equations was fulfilled for the diffusive exciton flow. The equations explain many spatial excitonic structures obtained under experimental investigations of indirect excitons in quantum wells on the base AlGaAs without an involvement of the Bose-Einstein condensation of excitons.

Also, solutions of the equations in a form of solitary localized states (the bright and dark exciton autosolitons) were found. They exist side by side with the steady-state exciton density state and may be excited by the additional pulse greater some threshold value. In the model of the nucleation-growth these solutions correspond to the nuclei of the condensed phase in a gas phase (the bright autosolitons) and to the nuclei of the gas phase in the condensed phase (the dark autosolitons).

It was shown, that the results of the experiment⁴¹, in which has been obtained, that the emission spectrum from the condensed phase region is shifted to shortwave side in a comparison of the emission spectra from the region of the gas phase, do not contradict to the model with an attractive interaction between excitons. For the explanation it was taking into account, that a formation of the emission spectrum occurs by both free and trapped excitons.

Appendix A: Distribution of excitons between localized and delocalized states

According to⁴¹ the frequency of the emission from the islands on the ring around the laser spot is higher, than the frequency of emission from the region between islands. The authors made the conclusion⁴¹, that interaction between excitons is repulsive, and, therefore, the formation of the condensed phase by attractive interaction is impossible. It contradicts the main assumption of the works²⁴⁻²⁸, though these works explain many experiments. Now we remove this contradiction, taking into account the presence of localized excitons.

Residual donors and acceptors, defects, inhomogeneous thickness of the wells create an accidental fluctuating potential, which may be the reason of appearance of the localized levels. Till now the explanation of the creation of the localized states is not determined definitely, but their existence is confirmed by the presence of an emission in the region of the frequencies less the frequency of the exciton band emission and broadening of exciton lines. At the low temperature and at the small pumping the main part of the band consists of the emission from defect centers, the part of the exciton emission grows with increasing pumping. Let us consider the relation between the contribution to the emission band intensity from free excitons and the excitons localized on defects. Since the defect structure of the samples depends on their preparation, a solution of this problem can not be solved in general. We shall use some approximations.

We shall consider the energy distribution of electron-hole pairs at steady-state irradiation. Such pair may be the delocalized exciton in the exciton band and an electron and hole localized near a defect or in the region with a modified thickness of the well. For small density of the excitation (the electron-hole pairs) the interaction between them may be neglected. Due to long-range character the dipole-dipole interaction, which appear with increasing the excitation density, gives an identical shift of delocalized and localized levels. It means that this interaction do not influence on mutual distribution of the localized and delocalized states. We shall suggest that the localized states are saturable, namely, every center may capture a restricted number of excitations. In our calculations we shall assume that only single excitation may be localized on the defect. Another excitations are or absent or have very low binding energy and are unstable. The dependence of a density of localized states on energy was chosen in the exponential form, namely $\rho(E) = \alpha N_l \exp(\alpha E)$, where N_l is the density of the defect centers, E is the depth of the trap level. The exciton states (free and localized) are distributed on levels after a creation of electrons and holes by an external irradiation and their subsequent recombination and relaxation. Because the time of the relaxation is much less than the exciton lifetime, the distribution of excitation between free and localized states corresponds to to a state of thermodynamical equilibrium. In considered model we should

obtain the distribution of electron-hole pairs, a population of which on a single level may be changed from zero to infinity for $E > 0$ (the free exciton states) and from zero to one for $E < 0$ (the localized states). Formally, in considered system the free excitons have Bose-Einstein statistic and localized excitations obey Fermi-Dirac statistic. At small exciton density Bose-Einstein and Boltzmann statistics give the similar results for the free excitons, but the application of Fermi-Dirac statistic for localized states with single level for one trap is important. The equation for the energy distribution may be find from minima of large canonical distribution

$$w(n_k, n_i) = \exp\left(\frac{\Omega + N\mu - E}{\kappa T}\right), \quad (A1)$$

where $N = \sum_i n_i + \sum_k n_k$, $E = \sum_i n_i E_i + \sum_{k,l} n_k E_k$, $n_i = 0, 1$, $n_k = 0, 1, \dots, \infty$, k is the wave vector of the exciton, l designates the singular levels. μ is the exciton chemical potential.

The distribution of excitons over free and localized level is determined from minimum of the functional (A1). As the result we obtain the following conditions for the mean values of the free exciton density n and the density of the localized states n_L

$$n_{ex} = \frac{g\nu}{4\pi E_{ex} a_{ex}^2} \int_0^\infty \frac{dE}{\exp\left(\frac{E-\mu}{\kappa T}\right) - 1}, \quad (A2)$$

$$n_L = \alpha N_l \int_{-\infty}^0 \frac{\exp(\alpha E) dE}{\exp\left(\frac{E-\mu}{\kappa T}\right) + 1}, \quad (A3)$$

where $a_{ex} = (\hbar^2 \epsilon) / (\mu_{ex} e^2)$ and $E_{ex} = (\mu_{ex} e^4) / (2\epsilon^2 \hbar^2)$ are the radius and the energy of the exciton in the ground state in bulk material, $g = 4$, μ_{ex} is the reduced mass of the exciton, ν is the ratio of the reduced and the total mass of the exciton. The chemical potential μ is determined from condition

$$n_L + n = G\tau_{ex}, \quad (A4)$$

where $G\tau_{ex}$ is the whole number of excitation (free and localized) per unit surface.

The dependence of the distribution of the free and the localized exciton on pumping is presented in Fig.7 as function of whole number of the excitation presented in units of $1/a_{ex}^2$. Let us the exciton radius equals 10nm. Then the concentration of the traps and the width of the distribution of trap levels, chosen under calculations of Fig.7, have the order of 10^9cm^{-2} and 0.003eV , correspondingly.

As it is seen from Fig.7 that the number of the localized excitations exceeds at small pumping the number of free excitons and the emission band should be determined by the emission from the traps. With increasing pumping the occupation of the trap levels become saturated. For chosen parameters the concentration of excitations at the

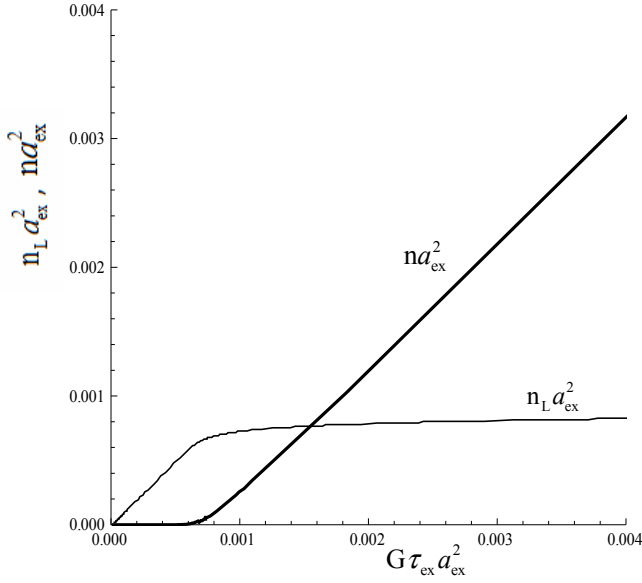


FIG. 7: The dependence of the density of the free (thick line) and trapped (thin line) excitons on the pumping. The parameters of the system: $T = 2K$, $N_l = 0.001/a_{ex}^2$, $\alpha = 300(\text{eV})^{-1}$

saturation is a value of the order of 10^9cm^{-2} . Simultaneously with the saturation of the localized levels the exciton density grows. As the result, the shortwave part of the emission band should be increased with increasing pumping. When the exciton density becomes great, the collective exciton effects begin to manifest themselves. The equations (A2,A3) do not take into account the interactions between the excitations, and special models and theories are needed for descriptions of collective effects. The appearance of a narrow line was observed in² with increasing pumping on the shortwave part on the exciton emission band. Simultaneously, the patterns arise in the emission spectra. The narrow line appeared after the localized states become occupied. According to² this line is connected with the exciton Bose-Einstein condensation. According to our model²⁴, the islands of condensed phase arise, if the exciton density become higher some threshold value, and the narrow band corresponds to the condensed phase, caused by the attractive interaction between excitons. The energy per single exciton in the condensed phase is less than the energy of free excitons (the thick line in Fig.8), but the gain of energy under condensation is less than the whole bandwidth, which are formed by the localized and delocalized states. The gain of energy is significantly less than the binding energy of the exciton to an electron-hole drop in silicon and germanium. According to^{3,4} the narrow band is shifted to the red side with increasing pumping in the value less than 0.5 meV, while the whole bandwidth has the order of 2 meV. So, the energy of photons emitted from the islands of condensed phase is higher than the energy of photons emitted by traps. The excitons can not leave the condensed phase (the islands) and move to the traps (to the

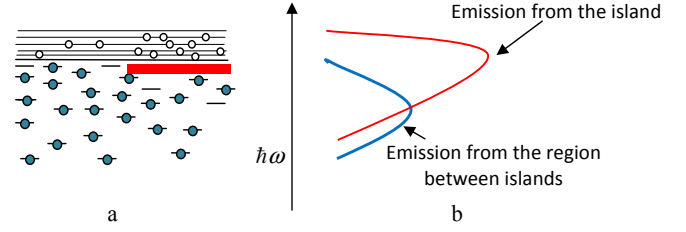


FIG. 8: The distribution of excitations in the traps and in the states of exciton band. The thick line in fig.8a corresponds to the energy per single exciton in the condensed phase. On the right (fig.8b) the upper line describes the whole emission from the island (the emission of both the condensed phase and trapped excitons), the low line describes the emission of the trapped excitons.

states with lower energy) since the levels of the traps are occupied already. Thus, the emission frequency of the condensed phase is larger, than the emission frequency of the gas phase, *even at the attractive interaction between excitons*. It may be reason of obtained in⁴¹ results in which the maximum of the frequency of the emission from the islands is higher than the maximum frequency from the regions between the islands.

The qualitative results coincide with the results obtained from the solution of kinetics equations in⁴² for level distributions. The similar behavior of the distribution of free and trapped excitons takes place for another energy dependence of the density of localized states. We confirmed the results for the gaussian density distribution.

The results may be applied for explanation of intensity and temperature dependence of the exciton emission of dipolar excitons in InGaAs coupled double quantum wells⁵⁹. The authors observed with increasing pumping the growth of the shortwave side of the emission band, the narrowing of the band. They obtained that the shortwave side of the band is very sharp. These results may be explained by suggestion, that the lower part of the band is formed by localized states. After the saturation of the localized states with increasing pumping, the excitations begin to occupy the levels of free excitons. Since the density of exciton state is much greater than the density of defect states the shortwave edge of the band is sharp. The exciton condensed phase may not arise in the system investigated in⁵⁹ as the distance between wells (17nm) is greater than the distance in the system investigated by the Timofeev's group²(13nm), so the repulsive dipole-dipole interaction between excitons in⁵⁹ may be larger than the attractive interaction.

It should be noted, that in the work⁵ the band of the emission from the condensed phase is wider than the narrow band that was observed in the work⁴, where the another method of the creation of excitons was applied. Maybe, it is related to the fact, that in the work⁵, excitons were created in the region of the p-n transition: the electrons approach this region from one side, and the

holes move to the region from other side. The excitons are situated in a space between the regions rich by electrons from one side, and by holes from other side. To combine into excitons, electrons and holes should surely

go through the region of the condensed phase. Therefore, this region contains the charges, which create an electric field and cause the broadening of the emission band.

-
- * Institute for Nuclear Research, National Academy of Sciences Kyiv, Ukraine; Electronic address: sugakov@kinr.kiev.ua
- ¹ T.Fukuzawa, E.E. Mendez, and J.M. Hong, Phys. Rev. Lett. **64**, 3066 (1990).
 - ² A.V. Larionov, V.B. Timofeev, J.Hvam, and K. Sorensen, JETP Lett. **71**, 117 (2000).
 - ³ A.A. Dremin, A.V. Larionov, V.B. Timofeev, Fiz. Tverd. Tela **46**, 168 (2004).
 - ⁴ V.B. Timofeev, Usp. Fiz. Nauk **175**, 315 (2005).
 - ⁵ L.V. Butov, A.C. Gossard, and D.S. Chemla, Nature **418**, 751 (2002).
 - ⁶ R.Rapaport, Gang Chen, D.Snoke, Steven H. Simon, Loren Pfeiffer, Ken West, Y.Liu, and S.Denev, Phys.Rev.Lett. **92**,117405 (2004).
 - ⁷ L.V. Butov, L.S. Levitov, A.V.Mintsev, B.D.Simons, A.C.Gossard, and D.S. Chemla, Phys.Rev.Lett. **92**,117404 (2004).
 - ⁸ A.V. Gorbunov and V.B. Timofeev, JETP Lett. , 146 (2006); V.B. Timofeev, Usp. Fiz. Nauk **176** , 651 (2006).
 - ⁹ V.V. Solov'ev, I.V. Kukushkin, V. Smet et.al., JETP Lett. **83**, 533(2006).
 - ¹⁰ A.V. Gorbunov and V.B. Timofeev, JETP Lett. **84**, 329 (2006).
 - ¹¹ M. Alloing, D. Fuster, Y. Gonzalez, L. Gonzalez and F.Dubin, arxiv1210.3176v1 11 Oct 2012.
 - ¹² V.B. Timofeev, A.V. Gorbunov, D.A. Demin, Fiz. Nizk. Temper. **37**, 229 (2011).
 - ¹³ A.V. Gorbunov, V.B. Timofeev, JETP Lett. **96**, 145 (2012).
 - ¹⁴ M. Remeika, J.C. Graves, A.T. Hammack et.al., Phys.Rev.Lett. **102**, 186803 (2009).
 - ¹⁵ L.S. Levitov, B.D. Simons, and L.V. Butov, Phys. Rev. Lett. **94**, 176404 (2005).
 - ¹⁶ A.V. Paraskevov and T.V. Khabarova, Phys. Lett., A **368** 151 (2007).
 - ¹⁷ R.B. Saptsov, JETP Lett., **86**, 687 (2008).
 - ¹⁸ C.S. Liu, H.G. Luo, and W.C. Wu, J. Phys.: Condens. Matter **18**, 9659 (2006).
 - ¹⁹ C.S. Liu, H.G. Luo, and W.C. Wu, Phys.Rev. B **80**, 125317 (2009); arXiv:1103.3192v1[cond-mat.mes-hall].
 - ²⁰ V.S. Babichenko, arXiv/cond-mat:0706.0994 (2007).
 - ²¹ V.K. Mukhomorov, Fiz. Tverd. Tela, **52**, 225 (2010).
 - ²² J.Wilkes, E.A. Muljarov, and A. L.Ivanov, Phys.Rev.Lett. **109**, 187402 (2012); arxiv.org:1209.1596v1, 2012.
 - ²³ V.I. Sugakov, Fiz.Tverd. Tela, **28**, 2441 (1986); Lectures in Synergetics, World Scientific, Singapore (1998).
 - ²⁴ V.I. Sugakov, Ukr. J. Phys. **49**, 1117 (2004); Solid State Commun. **134**, 63 (2005).
 - ²⁵ V.I. Sugakov, Physics of the solid state **48**, 1984 (2006); Fiz. Nizk. Temper., **32**,1449 (2006).
 - ²⁶ V.I. Sugakov, Phys. Rev. B **76**, 115303 (2007).
 - ²⁷ A.A. Chernyuk and V.I. Sugakov, Phys. Rev. B **74**, 085303, (2006).
 - ²⁸ V.I. Sugakov and A.A. Chernyuk, JETP Lett. **85**, 570 (2007).
 - ²⁹ A.A. Chernyuk, V.I. Sugakov. Solid State Commun. **149**, 2185 (2009)
 - ³⁰ A.A. Chernyuk, V.I. Sugakov, Acta physica polonica A, **110**,169 (2006).
 - ³¹ M.Y.J. Tan, N.D. Drummord, and R.J. Needs, Phys. Rev. B **71**, 033303 (2005).
 - ³² Ch. Schindler and R. Zimmermann, Phys. Rev. B **78**, 045313 (2008).
 - ³³ A.D. Meyertholen, and M.M. Fogler, Phys.Rev. B **78** 235307 (2008).
 - ³⁴ R.M. Lee, N.D. Drummond, and R.J. Needs, Phys. Rev. B **79**, 125308 (2009).
 - ³⁵ Yu.E.Lofovik and O.L.Berman, JETP Lett. **64**, 573 (1996).
 - ³⁶ L.V.Butov, A. Imamoglu, A.V. Mintsev, K.L. Campman, and A.C. Gossard, Phys.Rev. B **59**, 1625 (1999); L.V.Butov, A.L. Ivanov, A. Imamoglu, P.B. Littlewood, A.A. Shashkin, V.T. Dolgopopolov, K.L. Campman, and A.C. Gossard, Phys.Rev.Lett. **86**, 5608 (2001).
 - ³⁷ M. Remeika, A.T. Hammack, S. Poltavtsev, L.V. Butov, J. Wilkes, A.L. Ivanov, K.L. Campman, M. Hanson, and A.C. Gossard, arXiv: 1304.5246.v1(2013).
 - ³⁸ V.I. Sugakov, J. Phys.: Condens. Matter **21**, 275803 (2009).
 - ³⁹ A.A. Chernyuk, V.I. Sugakov and V.V. Tomylko, J. Phys.: Condens. Matter **24**, 195803 (2012).
 - ⁴⁰ O.I. Dmytruk, V.I. Sugakov, Physics Letters A **376**, 2804 (2012).
 - ⁴¹ S. Yang, A.V. Mintsev, A.T. Hammack, L.V. Butov, A.C. Gossard, Phys.Rev. B **75**, 033311 (2007)
 - ⁴² V.I. Sugakov, Ukr. J. Phys. **56**, 1124 (2011).
 - ⁴³ A.V. Gorbunov, V.B. Timofeev, JETP Lett. **84**, 390 (2006).
 - ⁴⁴ S. Yang, A.T. Hammack, M.M. Fogler, L.V. Butov, A.C. Gossard, Phys.Rev. Lett. **97**, 187402 (2006)
 - ⁴⁵ V.I. Sugakov, Solid State Commun. **106**, 705 (1998).
 - ⁴⁶ A.Ishikawa, T. Ogawa, V.I. Sugakov, Phys. Rev. B **64**, 144301 (2001).
 - ⁴⁷ A.Ishikawa, T. Ogawa, Phys. Rev. E **65**, 026131 (2002)
 - ⁴⁸ J.P. Eisenstein, arXiv:1306.0584v1 (2013).
 - ⁴⁹ B. Link and G. Baym, Phys.Rev. Lett. **69**, 2959 (1992).
 - ⁵⁰ Michael R.Swift, E. Orlandini, W.R. Osborn, and J.M.Yeomans, Phys.Rev. E **54**, 5041 (1996).
 - ⁵¹ B.Laikhtman and R.Rapaport, Phys. Rev. B **80**, 195313 (2009) , arXiv:0901.2512v1 (2009).
 - ⁵² J. Kasprzak, M.Richard, S. Kundermann, A.Baas, P. Jeambrun, J.M.J. Keeling, F.M. Marchetti, M.H. Szymanska, R. Andre, J.L. Staehli, V. Savona, P.B.Littlewood, B. Deveaud, and Le Si Dang, Nature **443**, 409 (2006).
 - ⁵³ O.L. Berman, Y.E. Lofovik, D.W. Snoke, and R.D. Coalson, Phys. Rev. B **73**, 235352 (2006).
 - ⁵⁴ A.I. Bezuglyi, S.I. Shevchenko, Low Temp. Phys. **37**, 583 (2011).
 - ⁵⁵ V.S.Kerner, Vyacheslav V. Osipov, Soviet Physics Uspekhi **33**, 679 (1990).

- ⁵⁶ R.N. Silver, Phys.Rev. B **11**, 1569 (1975).
- ⁵⁷ R.M.Westervelt,Phys.Status Solidi B **74**,727 (1976).
- ⁵⁸ V.S. Bagaev, N.V. Zamkovets, L.V. Keldysh, N.N. Sybel'din, and V.A. Tsvetkov, Zh.Eksp.Teor.Fiz. **70**, 1501 (1976) [Sov.Phys.JETP **43**, 783 (1976).
- ⁵⁹ G.J. Schinner, J. Repp, E.Schubert, A.K. Rai, D. Reuter, A.D. Wieck, A.O. Govorov, A.W. Holleitner, and J. P. Kotthaus, arXivL1111.7175v1(2011).