

Optimal Decentralized State-Feedback Control with Sparsity and Delays

Andrew Lamperski

Laurent Lessard

Abstract

This work presents the solution to a class of decentralized linear quadratic state-feedback control problems, in which the plant and controller must satisfy the same combination of delay and sparsity constraints. Using a novel decomposition of the noise history, the control problem is split into independent subproblems that are solved using dynamic programming. The approach presented herein both unifies and generalizes many existing results.

I Introduction

While optimal decentralized controller synthesis is difficult in general [28, 31], much progress has been made toward identifying tractable subclasses of problems. Two closely related conditions, partial nestedness and quadratic invariance, guarantee respectively that the optimal solution for an LQG control problem is linear [4], and that optimal synthesis can be cast as convex program [18, 21]. These results alone do not guarantee that the optimal controller can be efficiently computed since the associated optimization problems are large.

More efficient computational tools have been developed for linear quadratic problems. In particular, linear matrix inequalities have been used to solve the state-feedback [19] and output-feedback [3, 20] cases. Output-feedback problems with delays have also been solved using spectral factorization and quadratic programming [9]. A drawback of purely computational approaches is that little insight is gained into the structure of optimal controllers. However, explicit solutions that provide efficient computation in addition to a physical interpretation for the states of the controller have been found separately for the delay and sparsity cases.

Delay case: All controllers eventually measure the global state, but not necessarily simultaneously. Instances with a one-timestep delay between controllers were solved by extending classical dynamic programming arguments [6, 22, 32]. In the linear quadratic setting, the state-feedback problem with delays characterized by a graph is solved in [8]. The optimal policy is dynamic, with controller states formed by delayed estimates of the global state.

Sparsity case: All state measurements are transmitted instantly, but not all controllers receive all measurements. This is equivalent to a delayed system where each delay is either zero or infinite. Explicit solutions for a two-controller system have been solved using a spectral factorization approach [26] and dynamic programming [25]. The spectral factorization method was extended to a general class of quadratically invariant sparsity patterns [23, 24]. Again, the controller states can be interpreted as estimates of the global states conditioned on the particular subsets of the available information.

This paper unifies the treatment of state feedback with sparsity constraints, [23, 24], and delay constraints, [8], by considering an information flow characterized by a directed graph. Each edge may be labeled with a 0 for instantaneous information transfer or with a 1 for a one-timestep delay. See below for an example of such a graph. The 0–1 convention is merely for ease of exposition; the case of general inter-node delays is discussed in Section III.

Example 1. Consider the network graph of Fig. 1.

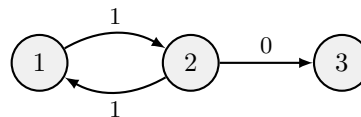


Figure 1: Network graph for Example 1. Each node represents a subsystem, and the edge labels indicate the propagation delay from one subsystem to another.

Although the example of Fig. 1 appears simple, it contains both salient features previously discussed: delay constraints (between nodes 1 and 2) and sparsity constraints (between nodes 2 and 3). We will begin in Section II by sketching our approach as it applies to the simple Example 1. In Sections III and IV, we broaden our scope and treat general directed graphs with any number of nodes and an arbitrary but fixed delay pattern.

A fundamental assumption in this work is that the control policies are jointly optimized in order to minimize a global cost function. In our search for the optimal policies, we assume global knowledge of the graph topology, system dynamics, and cost function for the entire time horizon. Similar assumptions are required in the classical

LQR problem. For instance, if the plant has time-varying dynamics, the optimal control gain at time t will generally depend on *future* plant parameters.

In other words, the system is decentralized in the sense that controllers have limited state information at run time. However, the *design* of the controllers assumes global knowledge. In the absence of such an assumption, or when memory is constrained, the resulting problem is nonconvex and very difficult in general [31]. Thus, work on multi-agent control with limited system knowledge typically does not study optimal control [1], or finds locally optimal solutions to non-convex problems [2].

In the remainder of the paper, we discuss how our work unifies existing results in Section V and we discuss its limitations in Section VI. We provide an illustrative numerical example in Section VII and prove the main results in Section VIII. Finally, we conclude in Section IX.

A preliminary version of this work appeared in the conference paper [10]. The present work includes complete proofs to all results, new illustrative examples, and expanded discussions in Sections V and VI. We also have a new result, Theorem 3, which gives a distributed message passing implementation of the optimal controller.

II Solution to Example 1

We begin by sketching our approach for the simple example from Fig. 1. The graph indicates constraints both on information sharing amongst controllers as well as on the system dynamics. In this case, the dynamics are given by discrete-time state-space equations of the form

$$\begin{bmatrix} x_{t+1}^1 \\ x_{t+1}^2 \\ x_{t+1}^3 \end{bmatrix} = \begin{bmatrix} A_t^{11} & A_t^{12} & 0 \\ A_t^{21} & A_t^{22} & 0 \\ A_t^{31} & A_t^{32} & A_t^{33} \end{bmatrix} \begin{bmatrix} x_t^1 \\ x_t^2 \\ x_t^3 \end{bmatrix} + \begin{bmatrix} B_t^{11} & B_t^{12} & 0 \\ B_t^{21} & B_t^{22} & 0 \\ B_t^{31} & B_t^{32} & B_t^{33} \end{bmatrix} \begin{bmatrix} u_t^1 \\ u_t^2 \\ u_t^3 \end{bmatrix} + \begin{bmatrix} w_t^1 \\ w_t^2 \\ w_t^3 \end{bmatrix} \quad (1)$$

for $t = 0, 1, \dots, T-1$. The state, input, and disturbance are denoted by x_t , u_t , and w_t respectively. Each vector is partitioned into subvectors associated with the nodes of the graph. For example, x_t^2 is associated with node 2. The dynamics are constrained according to the directed graph. If node i cannot affect node j after a delay of 0 or 1, then $A_t^{ji} = 0$ and $B_t^{ji} = 0$ for all t .

We assume that for $i \in \{1, 2, 3\}$, the initial state and the disturbance vectors $\{x_0^i, w_0^i, \dots, w_{T-1}^i\}$ are independent Gaussian random vectors with means and covariances

$$x_0^i \sim \mathcal{N}(0, \Sigma_0^i) \quad \text{and} \quad w_t^i \sim \mathcal{N}(0, W_t^i) \quad \text{for all } t. \quad (2)$$

The policies of the decision-makers choosing u_t^i are again constrained according to the graph. In particular,

$$u_t^1 = \gamma_t^1(x_{0:t}^1, x_{0:t-1}^2) \quad (3a)$$

$$u_t^2 = \gamma_t^2(x_{0:t-1}^1, x_{0:t}^2) \quad (3b)$$

$$u_t^3 = \gamma_t^3(x_{0:t-1}^1, x_{0:t}^2, x_{0:t}^3) \quad (3c)$$

for all t , where each γ_t^i is a measurable function of the state information that has had sufficient time to propagate to node i . We use the notation $x_{0:t}^i$ to denote the state history (x_0^i, \dots, x_t^i) .

The objective is to choose the policies γ that minimize the expected finite-horizon quadratic cost

$$\min_{\gamma} \mathbb{E}^{\gamma} \left(\sum_{t=0}^{T-1} \begin{bmatrix} x_t \\ u_t \end{bmatrix}^{\top} \begin{bmatrix} Q_t & S_t \\ S_t^{\top} & R_t \end{bmatrix} \begin{bmatrix} x_t \\ u_t \end{bmatrix} + x_T^{\top} Q_f x_T \right) \quad (4)$$

where the expectation is taken with respect to the joint probability measure on $(x_{0:T}, u_{0:T-1})$ induced by the choice of γ . We make the standard assumptions that

$$\begin{bmatrix} Q_t & S_t \\ S_t^{\top} & R_t \end{bmatrix} \geq 0, \quad R_t > 0, \quad Q_f \geq 0. \quad (5)$$

We assume that all decision-makers know the underlying network graph $G(\mathcal{V}, \mathcal{E})$ and all system parameters $A_{0:T-1}$, $B_{0:T-1}$, $Q_{0:T-1}$, $R_{0:T-1}$, $S_{0:T-1}$, and Q_f . Note that system matrix sizes may also vary with time.

Under the above assumptions, the problem is *partially nested*. Thus, the results from [4] imply that the optimal policies γ are linear functions.

The main insight behind the method is a reparametrization of the information constraints that leads to decoupled optimization problems. The resulting solutions are combined to optimally solve the original problem.

II-A Disturbance-feedback representation

The first step in the solution reparameterizes the input as functions the initial conditions and the disturbances. As in previous work on decentralized control, [3, 7, 19, 23, 24, 25], such a representation enables us to use statistical independence of the noise terms to simplify derivations.

Defining $w_{-1} := x_0$, the controllers (3) may be equivalently written as

$$u_t^1 = \hat{\gamma}_t^1(w_{-1:t-1}^1, w_{-1:t-2}^2) \quad (6a)$$

$$u_t^2 = \hat{\gamma}_t^2(w_{-1:t-2}^1, w_{-1:t-1}^2) \quad (6b)$$

$$u_t^3 = \hat{\gamma}_t^3(w_{-1:t-2}^1, w_{-1:t-1}^2, w_{-1:t-1}^3) \quad (6c)$$

To see why, consider for example the information known by node 1 at time t . Given $(x_{0:t}^1, x_{0:t-1}^2)$, we may use (3) to compute past decisions $(u_{0:t-1}^1, u_{0:t-1}^2)$. Then, using (1) we may infer the past disturbances $(w_{-1:t-1}^1, w_{-1:t-2}^2)$. Conversely, if $(w_{-1:t-1}^1, w_{-1:t-2}^2)$ is known, we may compute $(u_{0:t-1}^1, u_{0:t-1}^2)$ via (6) and then compute $(x_{0:t}^1, x_{0:t-1}^2)$ via (3). It is straightforward to show that linearity of γ implies linearity of $\hat{\gamma}$.

II-B State and input decomposition

Extending the method for delays from [8], we regroup the disturbance terms in order to decompose the input and state into independent random variables. Note

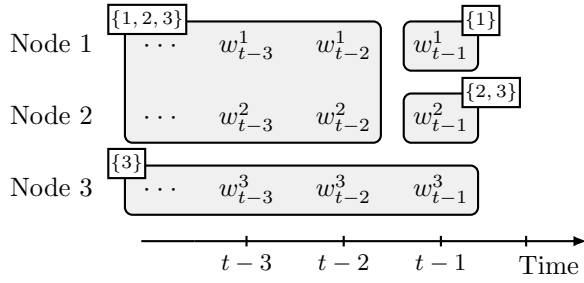


Figure 2: Noise partition diagram for Example 1 (see Fig. 1). The entire disturbance history is partitioned according to which subset of the nodes have access to the information. The subsets are indicated in the labels.

that (6) can be used to partition the entire noise history based on which subsets of the controllers can measure. This leads to the *noise partition diagram*, as shown in Fig. 2. For example, the bottom cluster $\{\dots, w_{t-3}^3, w_{t-2}^3, w_{t-1}^3\}$ is available only to u_t^3 , whereas the cluster $\{w_{t-1}^2\}$ is available to both u_t^2 and u_t^3 . We call the noise subsets *label sets* and denote them by \mathcal{L}_t^s , where $s \in \{\{1\}, \{2, 3\}, \{3\}, \{1, 2, 3\}\}$. For example, $\mathcal{L}_t^{\{1\}} = \{w_{t-1}^1\}$. We may rewrite (6) as

$$u_t^1 = \hat{\gamma}_t^1(\mathcal{L}_t^{\{1\}}, \mathcal{L}_t^{\{1,2,3\}}) \quad (7a)$$

$$u_t^2 = \hat{\gamma}_t^2(\mathcal{L}_t^{\{2,3\}}, \mathcal{L}_t^{\{1,2,3\}}) \quad (7b)$$

$$u_t^3 = \hat{\gamma}_t^3(\mathcal{L}_t^{\{3\}}, \mathcal{L}_t^{\{2,3\}}, \mathcal{L}_t^{\{1,2,3\}}) \quad (7c)$$

Note that u_t^i depends on \mathcal{L}_t^s if and only if $i \in s$. Because the disturbances are mutually independent and the label sets are disjoint, we may decompose u_t as a sum of its projections onto each of the \mathcal{L}_t^s . This leads to a decomposition of the form

$$u_t = \begin{bmatrix} \varphi_t^{\{1\}} \\ 0 \\ 0 \end{bmatrix} + \begin{bmatrix} 0 \\ [\varphi_t^{\{2,3\}}]^2 \\ [\varphi_t^{\{2,3\}}]^3 \end{bmatrix} + \begin{bmatrix} 0 \\ 0 \\ \varphi_t^{\{3\}} \end{bmatrix} + \varphi_t^{\{1,2,3\}} \quad (8)$$

where φ_t^s is a linear function of the elements of \mathcal{L}_t^s . Note that under this decomposition, the φ_t^s component of u_t^i is zero if $i \notin s$. We shall see that the states x_t^i also depend linearly on the label sets in a manner analogous to (7). Therefore, the state x_t can be similarly decomposed as

$$x_t = \begin{bmatrix} \zeta_t^{\{1\}} \\ 0 \\ 0 \end{bmatrix} + \begin{bmatrix} 0 \\ [\zeta_t^{\{2,3\}}]^2 \\ [\zeta_t^{\{2,3\}}]^3 \end{bmatrix} + \begin{bmatrix} 0 \\ 0 \\ \zeta_t^{\{3\}} \end{bmatrix} + \zeta_t^{\{1,2,3\}} \quad (9)$$

It will also be shown that the optimal decisions have the form $\varphi_t^s = K_t^s \zeta_t^s$ where the $\{K_t^s\}$ are real matrices and the equivalent constraints from (3), (6), and (7) are satisfied by construction.

II-C Update equations

The optimality proof for our controller uses dynamic programming and requires a description of the evolution of

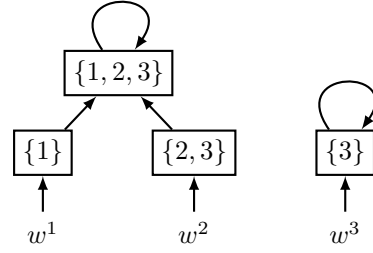


Figure 3: Information graph for Example 1. Each node is a label set, which is a subsets of nodes in the network graph (see Fig. 1).

ζ_t^s over time. Since ζ_t^s and φ_t^s are linear functions of the label set \mathcal{L}_t^s terms, the dynamics of the label sets will be described as an intermediate step. From the noise partition diagram of Fig. 2, the label sets have dynamics

$$\begin{aligned} \mathcal{L}_{t+1}^{\{1\}} &= \{w_t^1\}, & \mathcal{L}_{t+1}^{\{3\}} &= \mathcal{L}_t^{\{3\}} \cup \{w_t^3\}, \\ \mathcal{L}_{t+1}^{\{2,3\}} &= \{w_t^2\}, & \mathcal{L}_{t+1}^{\{1,2,3\}} &= \mathcal{L}_t^{\{1,2,3\}} \cup \mathcal{L}_t^{\{1\}} \cup \mathcal{L}_t^{\{2,3\}} \end{aligned} \quad (10)$$

with initial conditions

$$\begin{aligned} \mathcal{L}_0^{\{1\}} &= \{x_0^1\}, & \mathcal{L}_0^{\{3\}} &= \{x_0^3\}, \\ \mathcal{L}_0^{\{2,3\}} &= \{x_0^2\}, & \mathcal{L}_0^{\{1,2,3\}} &= \emptyset. \end{aligned}$$

A convenient way of visualizing the label set dynamics (10) is by using an *information graph* as shown in Fig. 3 (cf. [8]). An edge $r \rightarrow s$ indicates that $\mathcal{L}_t^r \subset \mathcal{L}_{t+1}^s$. Similarly, an edge $w^i \rightarrow s$ indicates that $\{w_t^i\} \subset \mathcal{L}_{t+1}^s$. The information graph also illustrates the propagation of disturbances via (1). For example, w^2 is injected at node 2, affects nodes $\{2, 3\}$ immediately, and affects $\{1, 2, 3\}$ after one timestep and for every timestep thereafter. It can be shown by induction that the ζ_t coordinates defined below satisfy (9) for $t = 0, \dots, T$.

$$\zeta_{t+1}^{\{1\}} = w_t^1 \quad (11a)$$

$$\zeta_{t+1}^{\{2,3\}} = \begin{bmatrix} w_t^2 \\ 0 \end{bmatrix} \quad (11b)$$

$$\zeta_{t+1}^{\{3\}} = A_t^{33} \zeta_t^{\{3\}} + B_t^{33} \varphi_t^{\{3\}} + w_t^3 \quad (11c)$$

$$\zeta_{t+1}^{\{1,2,3\}} = A_t \zeta_t^{\{1,2,3\}} + B_t \varphi_t^{\{1,2,3\}} + \eta_t \quad (11d)$$

with initial conditions

$$\zeta_0^{\{1\}} = x_0^1, \quad \zeta_0^{\{2,3\}} = \begin{bmatrix} x_0^2 \\ 0 \end{bmatrix}, \quad \zeta_0^{\{3\}} = x_0^3, \quad \zeta_0^{\{1,2,3\}} = 0$$

and where we have defined

$$\begin{aligned} \eta_t &:= A_t^{\{1,2,3\}, \{2,3\}} \zeta_t^{\{2,3\}} + B_t^{\{1,2,3\}, \{2,3\}} \varphi_t^{\{2,3\}} \\ &\quad + A_t^{\{1,2,3\}, \{1\}} \zeta_t^{\{1\}} + B_t^{\{1,2,3\}, \{1\}} \varphi_t^{\{1\}}. \end{aligned}$$

The notation $A_t^{r,s}$ denotes the submatrix $[A_t^{ij}]$ with $i \in r$ and $j \in s$. For example, $A_t^{\{3\}, \{2,3\}} = \begin{bmatrix} A_t^{32} & A_t^{33} \end{bmatrix}$.

Note that the dynamics in (11) can be deduced directly from the information graph. Indeed, ζ_{t+1}^s only depends on w_t^i if $w^i \rightarrow s$ and ζ_{t+1}^r only depends on (ζ_t^r, φ_t^r) whenever $r \rightarrow s$. This leads to the following compact representation of the dynamics.

$$\zeta_0^s = \sum_{w^i \rightarrow s} I^{s,\{i\}} x_0^i \quad (12a)$$

$$\zeta_{t+1}^s = \sum_{r \rightarrow s} (A_t^{sr} \zeta_t^r + B_t^{sr} \varphi_t^r) + \sum_{w^i \rightarrow s} I^{s,\{i\}} w_t^i. \quad (12b)$$

II-D Decoupled Optimization Problems

Using the theory developed so far, we will sketch the strategy for decoupling optimization problems. The method is based on dynamic programming.

Suppose that the expected cost incurred by the optimal policy $\gamma_{0:T-1}^*$ for steps $t+1, \dots, T$ has the form

$$\begin{aligned} \mathbb{E}^{\gamma^*} \left(\sum_{k=t+1}^{T-1} \begin{bmatrix} x_k \\ u_k \end{bmatrix}^\top \begin{bmatrix} Q_k & S_k \\ S_k^\top & R_k \end{bmatrix} \begin{bmatrix} x_k \\ u_k \end{bmatrix} + x_T^\top Q_f x_T \right) \\ = \sum_s \mathbb{E}^{\gamma^*} \left((\zeta_{t+1}^s)^\top X_{t+1}^s \zeta_{t+1}^s \right) + c_{t+1} \end{aligned} \quad (13)$$

where the X_{t+1}^s are positive semidefinite, c_{t+1} is a constant, and the sum ranges over the nodes of the information graph from Fig. 3. Using (9), this decomposition holds at $t+1 = T$ with $X_T^s = Q_f^{ss}$ and $c_T = 0$.

Substituting (12) into (13) and using independence, the expected cost for steps $t, t+1, \dots, T$ is given by

$$\sum_r \mathbb{E}^{\gamma^*} \left(\begin{bmatrix} \zeta_t^r \\ \varphi_t^r \end{bmatrix}^\top \Gamma_t^r \begin{bmatrix} \zeta_t^r \\ \varphi_t^r \end{bmatrix} \right) + c_t, \quad (14)$$

where r ranges over all nodes in the information graph and Γ_t^r and c_t are given by

$$\Gamma_t^r = \begin{bmatrix} Q_t^{rr} & S_t^{rr} \\ S_t^{rr\top} & R_t^{rr} \end{bmatrix} + [A_t^{sr} \quad B_t^{sr}]^\top X_{t+1}^s [A_t^{sr} \quad B_t^{sr}] \quad (15)$$

$$c_t = c_{t+1} + \sum_{\substack{i \in \mathcal{V} \\ w^i \rightarrow s}} \text{trace} \left((X_{t+1}^s)^{\{i\},\{i\}} W_t^i \right). \quad (16)$$

Here s is the unique node such that $r \rightarrow s$.

Note that Γ_t^r is positive semidefinite, with a positive definite lower right block. It follows that the quadratic form in (14) is minimized over φ_t^r by a linear mapping

$$\varphi_t^r = K_t^r \zeta_t^r. \quad (17)$$

As discussed in Section II-B, the mapping (17) satisfies the information constraints of the problem. Furthermore, the optimal cost for time steps $t, t+1, \dots, T$ is of the form (13).

II-E Message passing implementation

Implementing the controller described above is not straightforward because state information must be used to deduce past disturbances. Using a combination of local measurements, local memory, and message passing, the optimal inputs can be computed in a distributed fashion without computing past noise terms. The proposed implementation may be visualized by augmenting Fig. 1 to include the appropriate messages, memory, and update equations. See Fig. 4.

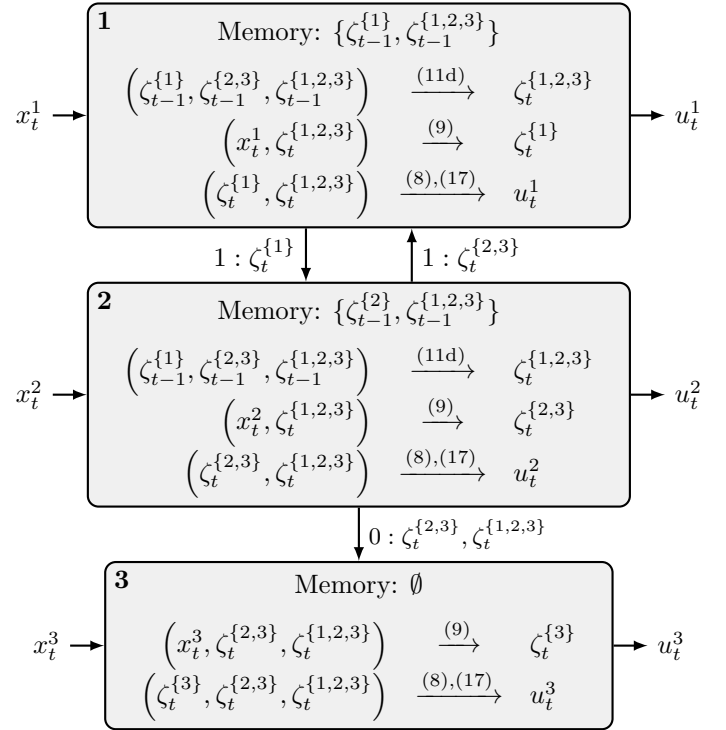


Figure 4: Network graph for Example 1 with messages and memory. The syntax $(\dots) \rightarrow \zeta_t^s$ means that ζ_t^s is computed as a function of the left-hand side terms. The numbers above the arrows indicate which equations are involved in the computation. The messages passed between nodes are shown next to the graph edges.

III Problem statement: the general case

We begin by defining some useful notation. The symbol I denotes a block-identity matrix whose dimensions are to be inferred by context. This notation is useful for extracting blocks from larger matrices. For example, if A_t is as in Example (1), the fact that $A_t^{13} = 0$ and $A_t^{23} = 0$ implies that

$$A_t I^{\{1,2,3\},\{3\}} = I^{\{1,2,3\},\{3\}} A_t^{33}$$

If $\mathcal{Y} = \{y^1, \dots, y^M\}$ is a set of random vectors (possibly of different sizes), we say that $z \in \mathbf{lin} \mathcal{Y}$ if there are appropriately sized real matrices C^1, \dots, C^M such that $z = C^1 y^1 + \dots + C^M y^M$.

We also require some basic definitions regarding graphs. A *network graph* $G(\mathcal{V}, \mathcal{E})$ is a directed graph where each edge is labeled with a 0 if the associated link is delay-free, or a 1 if it has a one-timestep delay. The vertices are $\mathcal{V} = \{1, \dots, n\}$. If there is an edge from j to i , we write $(j, i) \in \mathcal{E}$, or simply $j \rightarrow i$. When delays are pertinent, they are denoted as $j \xrightarrow{0} i$ or $j \xrightarrow{1} i$. Directed cycles are permitted in the network graph, but we assume there are no directed cycles with a total delay of zero. In our framework, all nodes belonging to such a delay-free cycle can be collapsed into a single node. Note that Fig. 1 shows the network graph for Example 1. Associated with the network graph $G(\mathcal{V}, \mathcal{E})$ is the *delay matrix* D . Each entry D^{ij} is the sum of the delays along the directed path from j to i with the shortest aggregate delay. We assume $D^{ii} = 0$ for all i , and if no directed path exists, we set $D^{ij} = \infty$. The delay matrix for Example 1 is

$$D = \begin{bmatrix} 0 & 1 & \infty \\ 1 & 0 & \infty \\ 1 & 0 & 0 \end{bmatrix}. \quad (18)$$

Delays are assumed to be fixed for all time.

We now state the general class of problems that can be solved using the method developed in this paper.

Problem 1. Let $G(\mathcal{V}, \mathcal{E})$ be a network graph with associated delay matrix D . Suppose the following time-varying state-space equations are given for all $i \in \mathcal{V}$ and for $t = 0, \dots, T - 1$.

$$x_{t+1}^i = \sum_{\substack{j \in \mathcal{V} \\ D^{ij} \leq 1}} (A_t^{ij} x_t^j + B_t^{ij} u_t^j) + w_t^i \quad (19)$$

Stacking the various vectors and matrices, we obtain the more compact representation

$$x_{t+1} = A_t x_t + B_t u_t + w_t. \quad (20)$$

All random disturbances are assumed to be jointly Gaussian and independent from one another. Specifically, the random vectors $\{x_0^i, w_0^i, \dots, w_{T-1}^i\}_{i \in \mathcal{V}}$ are mutually independent. Their means and covariances are given by (2). The inputs $u_{0:T-1}$ are controlled using state feedback subject to an information constraint. The *information set* for controller i at time t is as follows.

$$\mathcal{I}_t^i = \{x_k^j : j \in \mathcal{V}, 0 \leq k \leq t - D^{ij}\}. \quad (21)$$

So \mathcal{I}_t^i is the set of states belonging to nodes that have had sufficient time to reach node i by time t . Each decision-maker measures its corresponding information set

$$u_t^i = \gamma_t^i(\mathcal{I}_t^i). \quad (22)$$

The goal is to choose the set of policies $\gamma = \{\gamma_{0:T-1}^i\}_{i \in \mathcal{V}}$ that minimize the expected quadratic cost (4)

In Problem 1, as in Example 1, we assume that all decision-makers know the system dynamics, cost matrices, and network graph.

The problem is cooperative in nature; we are to jointly design the set of policies γ to optimize the cost (4). Based on our formulation, the controller may be any function of the past information history, which grows with the size of the time horizon T . We will show by construction that there exists an optimal policy that has a finite memory that is independent of T .



Figure 5: Network graph for a two-timestep delay. The equivalent representation on the right uses a relay node and two one-timestep delays.

Larger delays. The problem formulation considered in this paper only allows for delays of 0 or 1 timestep along edges of the network graph. Larger delays can be accommodated by including *relay* nodes. Consider for example the network graph of Fig. 5. The relay node has trivial dynamics. At time t , the relay node stores x_{t-1}^1 . Therefore, at time t , node 2 receives x_{t-2}^1 from the relay node, as desired. The system matrices for the relay node are also chosen so that there is no injected noise and no cost incurred. While any fixed delay can be simulated with an appropriate number of relay nodes, large delays will result in high dimensional controllers. Alternative methods to handle large delays is an area of future work.

IV Main results

This section presents the main result: an explicit state-space solution for Problem 1. Two equivalent forms of the controller will be presented. The first form has states which are functions of the primitive random variables x_0 and $w_{0:t-1}$. The second form uses state feedback only and gives a distributed implementation that uses message passing.

Our first step is to define the information graph (as in Fig. 3) for the general graph case (cf. [8]). Let s_k^j be the set of nodes reachable from node j within k steps:

$$s_k^j = \{i \in \mathcal{V} : D^{ij} \leq k\}. \quad (23)$$

The information graph $\hat{G}(\mathcal{U}, \mathcal{F})$, is given by

$$\begin{aligned} \mathcal{U} &= \{s_k^j : k \geq 0, j \in \mathcal{V}\} \\ \mathcal{F} &= \{(s_k^j, s_{k+1}^j) : k \geq 0, j \in \mathcal{V}\}. \end{aligned}$$

The additional labels w^i are not counted amongst the nodes of \hat{G} as a matter of convention, but are shown as a reminder of which noise signal is being tracked. We will often write expressions such as $\{s \in \mathcal{U} : w^i \rightarrow s\}$ to denote the set of root nodes of \hat{G} . The following proposition gives some useful properties of the information graph.

Proposition 1. *Given an information graph $\hat{G}(\mathcal{U}, \mathcal{F})$, the following properties hold.*

- (i) Every node in \hat{G} has exactly one descendant. In other words, for every $r \in \mathcal{U}$, there is a unique $s \in \mathcal{U}$ such that $r \rightarrow s$.
- (ii) Every path eventually hits a node with a self-loop.
- (iii) If the network graph satisfies $|\mathcal{V}| = n$, the number of nodes in \hat{G} is bounded by $n \leq |\mathcal{U}| \leq n^2 - n + 1$.

The first two properties are immediate by construction. The lower bound on $|\mathcal{U}|$ is achieved by directed acyclic network graphs with zero delay on all edges. The upper bound on $|\mathcal{U}|$ is achieved by network graph consisting of one large cycle: $1 \rightarrow 2 \rightarrow \dots \rightarrow n \rightarrow 1$, and each link has a one-timestep delay. Note that the information graph may have several connected components. This happens whenever the network graph is not strongly connected. For example, Fig. 3 has two connected components because there is no path $3 \rightarrow 2$ in Fig. 1.

We are now ready to present the main result of this paper, which expresses the optimal controller as a function of new coordinates induced by the information graph.

Theorem 2. Consider Problem 1, and let $\hat{G}(\mathcal{U}, \mathcal{F})$ be the associated information graph. Define the matrices $\{X_{0:T}^r\}_{r \in \mathcal{U}}$ and $\{K_{0:T-1}^r\}_{r \in \mathcal{U}}$ recursively as follows,

$$X_T^r = Q_f^{rr} \quad (24a)$$

$$\Omega_t^r = R_t^{rr} + B_t^{sr\top} X_{t+1}^s B_t^{sr} \quad (24b)$$

$$K_t^r = -(\Omega_t^r)^{-1} (S_t^{rr} + A_t^{sr\top} X_{t+1}^s B_t^{sr})^\top \quad (24c)$$

$$X_t^r = Q_t^{rr} + A_t^{sr\top} X_{t+1}^s A_t^{sr} - K_t^{r\top} \Omega_t^r K_t^r \quad (24d)$$

where for each $r \in \mathcal{U}$, we have defined $s \in \mathcal{U}$ to be the unique node such that $r \rightarrow s$. The optimal control decisions satisfy the following state-space equations

$$\zeta_0^s = \sum_{w^i \rightarrow s} I^{s, \{i\}} x_0^i \quad (25a)$$

$$\zeta_{t+1}^s = \sum_{r \rightarrow s} (A_t^{sr} + B_t^{sr} K_t^r) \zeta_t^r + \sum_{w^i \rightarrow s} I^{s, \{i\}} w_t^i \quad (25b)$$

$$u_t^i = \sum_{r \ni i} I^{\{i\}, r} K_t^r \zeta_t^r. \quad (25c)$$

The corresponding optimal expected cost is

$$V_0 = \sum_{\substack{i \in \mathcal{V} \\ w^i \rightarrow s}} \text{trace} \left((X_0^s)^{\{i\}, \{i\}} \Sigma_0^s \right) + \sum_{t=0}^{T-1} \sum_{\substack{i \in \mathcal{V} \\ w^i \rightarrow s}} \text{trace} \left((X_{t+1}^s)^{\{i\}, \{i\}} W_t^i \right). \quad (26)$$

Proof. See Section VIII. ■

Note that when $r \in \mathcal{U}$ has a self-loop, the recursion for X_t^r only depends on X_{t+1}^r and is a classical Riccati equation. Otherwise, repeated application of (24) shows that X_t^r is a function of X_{t+k}^s , where $s \rightarrow s$ is the unique self loop reachable from r and k is the length of the path.

Equation (25) expresses the controller as a map $w \mapsto u$. Our second main result, Theorem 3, gives a message passing implementation of the optimal controller from Theorem 2 that explicitly finds the map $x \mapsto u$.

Theorem 3. Consider the problem setting of Theorem 2. For each node i and all $t = 0, \dots, T-1$, define the outgoing message sent from node i to node j by

$$\text{If } i \xrightarrow{0} j : \quad \mathcal{M}_t^{ij} = \{\zeta_t^s : s \in \mathcal{U}, i, j \in s\}. \quad (27a)$$

$$\text{If } i \xrightarrow{1} j : \quad \mathcal{M}_t^{ij} = \{\zeta_t^s : s \in \mathcal{U}, i \in s, j \notin s\}. \quad (27b)$$

and define the local memory of node i by

$$\mathcal{R}_0^i = \emptyset \quad (28a)$$

$$\mathcal{R}_{t+1}^i = \{\zeta_t^s : s \in \mathcal{U}, i \in s, \nexists j \in s \text{ with } j \xrightarrow{0} i\} \quad (28b)$$

If controller i measures x_t^i at time t , then the distributed algorithm defined by (27) and (28) can be executed without deadlock. In other words, the \mathcal{M}_t^{ij} and \mathcal{R}_t^i can be computed for all t and i . Furthermore, if $i \in s \in \mathcal{U}$ then

$$\zeta_t^s \in \text{lin} \left(\{x_t^i\} \cup \mathcal{R}_t^i \cup \bigcup_{j \xrightarrow{0} i} \mathcal{M}_t^{ji} \cup \bigcup_{j \xrightarrow{1} i} \mathcal{M}_{t-1}^{ji} \right), \quad (29)$$

where $\mathcal{M}_{-1}^{ji} = \emptyset$. Thus, the optimal u_t^i at every timestep can be computed from the measurement, the local memory, and the incoming messages at time t .

Proof. See Section VIII-D. ■

We will prove in Section VIII that the optimal controller is unique. However, the choice of realization is not unique, and there is no guarantee that the representation given in Theorem 3 will be minimal.

It is expected that constraining the information available to each node should result in an increase in computational and storage burden. Indeed, the memory required by each node in Theorem 3 may be large because it depends on how many $s \in \mathcal{U}$ contain i . If the global state x_t has dimension N and there are n nodes, the memory is bounded by $|\mathcal{R}_t^i| \leq n^2 N$. Note that this bound is independent of the horizon length T .

IV-A Extension to the infinite-horizon case

Our solution extends naturally to an infinite horizon, as well. To this end, we assume all system parameters are time-invariant. That is, $A_0 = A_1 = \dots = A$ and similarly for B, Q, R, S, W . We seek a stabilizing controller that minimizes the average finite-horizon cost as the length of the horizon tends to infinity. Specifically, we replace the cost (4) by

$$\min_{\gamma} \lim_{T \rightarrow \infty} \mathbb{E}^{\gamma} \left(\frac{1}{T} \sum_{t=0}^{T-1} \begin{bmatrix} x_t \\ u_t \end{bmatrix}^\top \begin{bmatrix} Q & S \\ S^\top & R \end{bmatrix} \begin{bmatrix} x_t \\ u_t \end{bmatrix} \right) \quad (30)$$

Corollary 4. Consider Problem 1 under the time-invariance and average cost assumptions above and let $\hat{G}(\mathcal{U}, \mathcal{F})$ be the associated information graph. Further suppose that for each self-loop $s \rightarrow s$ in the information graph, the following assumptions hold:

- (1) (A^{ss}, B^{ss}) is stabilizable
(2) $\begin{bmatrix} A^{ss} - e^{j\theta} I & B^{ss} \\ C^{ss} & D^{ss} \end{bmatrix}$ has full column rank $\forall \theta \in [0, 2\pi]$

where C^{ss} and D^{ss} are any matrices that factorize

$$\begin{bmatrix} Q^{ss} & S^{ss} \\ S^{ss\top} & R^{ss} \end{bmatrix} = [C^{ss} \ D^{ss}]^\top [C^{ss} \ D^{ss}]$$

Define the matrices $\{X^r\}_{r \in \mathcal{U}}$ and $\{K^r\}_{r \in \mathcal{U}}$ as follows

$$\Omega^r = R^{rr} + B^{sr\top} X^s B^{sr} \quad (31a)$$

$$K^r = -(\Omega^r)^{-1} (S^{rr} + A^{sr\top} X^s B^{sr})^\top \quad (31b)$$

$$X^r = Q^{rr} + A^{sr\top} X^s A^{sr} - K^{r\top} \Omega^r K^r \quad (31c)$$

where for each $r \in \mathcal{U}$, we have defined $s \in \mathcal{U}$ to be the unique node such that $r \rightarrow s$. The optimal steady-state controller satisfies the following state-space equations

$$\zeta_{t+1}^s = \sum_{r \rightarrow s} (A^{sr} + B^{sr} K^r) \zeta_t^r + \sum_{w^i \rightarrow s} I^{s, \{i\}} w_t^i \quad (32a)$$

$$u_t^i = \sum_{r \ni i} I^{\{i\}, r} K^r \zeta_t^r \quad (32b)$$

The corresponding optimal expected average cost is

$$V_0 = \sum_{\substack{i \in \mathcal{V} \\ w^i \rightarrow s}} \text{trace} \left((X^s)^{\{i\}, \{i\}} W^i \right) \quad (33)$$

Proof. If $s \rightarrow s$ is a self-loop, then (24d) reduces to a classical Riccati difference equation, uncoupled from the other nodes in the information graph. The conditions in the corollary guarantee that for any fixed t , when $T \rightarrow \infty$, the value of X_t^s converges to a stabilizing solution to the corresponding algebraic Riccati equation (31c), [34]. In this case, $A^{ss} + B^{ss} K^s$ is stable.

If r is not a self-loop, then there is a unique node $s \in \mathcal{U}$ such that the path from r leads to s and s has a self-loop. Since R^{rr} is positive definite, (24d) implies that X_t^r is a continuous function of X_{t+k}^s , where k is the length of the path from r to s in the information graph. Thus X_t^r approaches the constant value X^r , as $X_t^s \rightarrow X^s$. Similarly, the optimal gains converge to K^r as $T \rightarrow \infty$. The corresponding cost follows by dividing the right of (26) by T and taking the limit as $T \rightarrow \infty$.

To see that the controller is stabilizing, it suffices to show that (32) defines a stable mapping $w \mapsto \zeta$. Note that if s is not a self-loop, then ζ_t^s depends on only a finite number of noise terms, so the mapping $w \mapsto \zeta$ is stable. If s is a self-loop, then the terms

$$\sum_{\substack{r \rightarrow s \\ r \neq s}} (A^{sr} + B^{sr} K^r) \zeta_t^r + \sum_{w^i \rightarrow s} I^{s, \{i\}} w_t^i$$

can be represented by filtering w_t with a finite impulse response (FIR) transfer function. Since $A^{ss} + B^{ss} K^s$ is stable, (32) reduces to a stable system which is forced by FIR colored noise. Thus, the overall system is stable. ■

The message passing implementation of Theorem 3 can also be extended to the infinite-horizon. For a numerical example and further discussion, see Section VII.

V Specialization to existing results

In this section, we explain how Theorem 2 specializes to the existing results mentioned in Section I. Representative network and information graphs for these simple examples is show in Fig. 6.

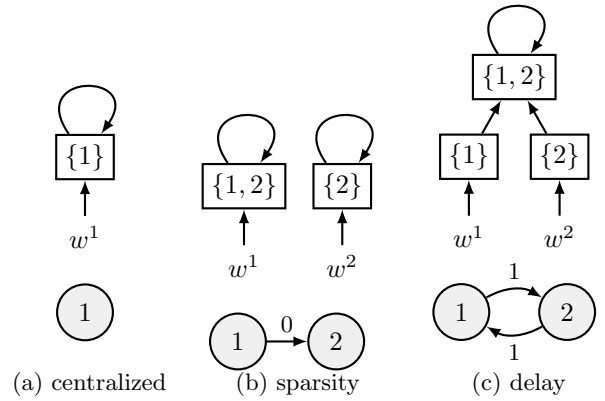


Figure 6: Three simple special cases.

Corollary 5 (Centralized case). If the network graph has a single node as in Fig. 6a, the solution reduces to the standard linear quadratic regulator.

Proof. The information graph consists of a single node with a self-loop. Thus, (24) reduces to the classical Riccati recursion and (25) implies that $\zeta_t^{\{1\}} = x_t^1$. ■

Corollary 6 (Sparsity constraints [23, 24]). If the network graph has N nodes with no delayed edges as in Fig. 6b, then the optimal gains can be computed from N classical Riccati recursions, one for each node.

Proof. Since the graph is acyclic, if i and j are distinct nodes, then the instantaneously reachable sets s_0^i and s_0^j are distinct. Furthermore, since there are no delays $s_t^i = s_0^i$ for $t \geq 0$. Thus, the information graph consists of N self-loops. Therefore, the solution from Theorem 2 reduces to N decoupled LQR solutions. ■

Corollary 7 (Delay constraints [8]). If the network graph is strongly connected and all edges have a one-timestep delay, then the optimal gains can be computed as algebraic functions of a single classical Riccati solution.

Proof. Since the graph is strongly connected, the entire set of nodes \mathcal{V} is reachable from any node i . Thus, for any node $r \in \mathcal{U}$, there is a directed path to \mathcal{V} and $\mathcal{V} \rightarrow \mathcal{V}$ is the only self-loop. The recursions (24) imply that all gains can be computed as algebraic functions of $X_{0:T}^{\mathcal{V}}$, which is computed from a classical Riccati recursion. ■

VI Limitations

We now discuss selected topics exploring the limitations of our work and directions for possible future research.

Output feedback. In output feedback problems, the decision-makers have access to noisy measurements of states rather than the states themselves. Solutions are known for two-player sparsity [14, 15, 16], linear chain topologies [27], star topologies [11], and one-timestep delays [6, 22, 32]. A delayed output-feedback LQG problem was also considered for teleoperation applications [5].

Despite all these specific examples, it is not clear how the present work can be extended to output feedback over a general graph with mixed delays. Difficulties arise because of the challenge in determining appropriate sufficient statistics for dynamic programming when the aggregate delay between any two nodes is at least 2 timesteps [17, 30, 33]. In the present work, sufficient statistics are computed by projecting the state onto the mutually orthogonal label sets. It is unclear if such a decomposition is possible for output-feedback problems. We mention one promising exception [16], in which sufficient statistics are derived along with a solution to the finite-horizon version of the two-player problem.

Correlated noise. We assume in Problem 1 that the noises injected into the various nodes are independent. This fact is used to show that the ζ_t^s states are mutually independent, thus enabling a critical simplification of the value function used in the dynamic programming argument. If the noises are correlated, for example $\mathbb{E}(w_t^1 w_t^{2\top}) \neq 0$, our approach fails. Such problems are still partially nested, as defined in Section VIII-A, so the optimal controller is again unique and linear. However, noise correlations fundamentally change the nature of the optimal controller structure. This phenomenon was studied in [12] for a problem with two players and decoupled dynamics. It was found that if each player has n states, the optimal controller may have a number of states proportional to n^2 when noises are correlated.

Realizability. In general, a causal linear time-invariant system may be equivalently represented using either state-space or transfer functions. However, the two representations are not equivalent when we impose an underlying graph structure and associated sparsity for the state-space matrices [13, 29]. Specifically, every structured state-space realization that is stabilizable and detectable corresponds to a structured transfer function,

but the opposite is not true [13]. We avoid the issue of realizability by defining the problem in state space form, and deriving a state space controller that satisfies the sparsity and delay constraints by construction. As discussed in Section IV-A, all internal states ζ^s of this controller are stable by construction, so our realization is stabilizing. For graphs with pure sparsity (no delays), there is no loss in assuming a realizable plant, because non-realizable plants can never be stabilized using structured controllers [13]. However, no analogous result is known for systems with delays, as discussed in [29].

VII Numerical example

This section gives a numerical example for Theorem 2 and Corollary 4.

Example 2. Consider the four-node system depicted in Fig. 7. We show the network graph with its associated messages from Theorem 3 and the information graph and noise partition diagram derived in Section IV.

As a supplement to the discussion on infinite time horizon solutions in Section VI, we now present a numerical simulation of this four-node example that shows convergence of the optimal control gains as the time horizon grows. We use the following time-invariant parameters,

$$A = \begin{bmatrix} 3 & 0 & 0 & 0 \\ 2 & 3 & 0 & 0 \\ 1 & 2 & 2 & 1 \\ 0 & 1 & 3 & 2 \end{bmatrix} \quad B = \begin{bmatrix} 1 & 0 & 0 & 0 \\ 2 & 3 & 0 & 0 \\ 0 & 1 & 2 & 2 \\ 0 & 0 & 1 & 3 \end{bmatrix} \quad D = \begin{bmatrix} 0 & \infty & \infty & \infty \\ 1 & 0 & \infty & \infty \\ 1 & 1 & 0 & 0 \\ 2 & 1 & 1 & 0 \end{bmatrix}$$

$$Q = R = \begin{bmatrix} 8 & -1 & -1 & -1 \\ -1 & 8 & -1 & -1 \\ -1 & -1 & 8 & -1 \\ -1 & -1 & -1 & 8 \end{bmatrix} \quad S = \begin{bmatrix} -1 & -1 & -1 & -1 \\ -1 & -1 & -1 & -1 \\ -1 & -1 & -1 & -1 \\ -1 & -1 & -1 & -1 \end{bmatrix}$$

and noise covariance $W = I$. Note that the A and B matrices have a sparsity pattern that conforms to the delay matrix D . As explained in Section III, we must have $A^{ij} = 0$ and $B^{ij} = 0$ whenever $D^{ij} \geq 2$.

One can check that the systems matrices satisfy the conditions of Corollary 4. It follows that the X_t^r matrices, which are solutions to (24), should converge to steady-state values as we get farther from the terminal timestep. This fact is supported by the plot of Fig. 8.

VIII Proof of main results

This section contains proofs of Theorems 2 and 3. The proof of Theorem 2 formalizes and generalizes the strategy sketched in Section II.

VIII-A Linearity

Linearity of the optimal policy follows from *partial nestedness*, a concept first introduced by Ho and Chu in [4]. We state the main definition and result below.

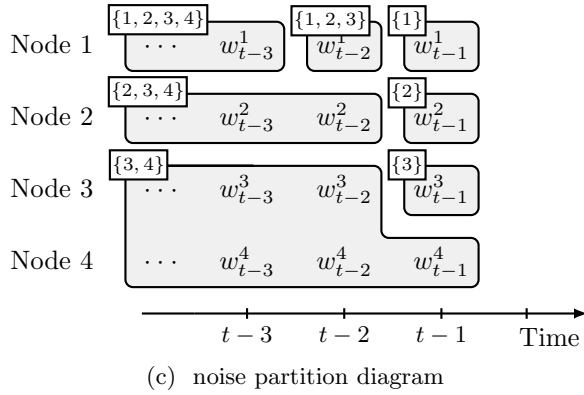
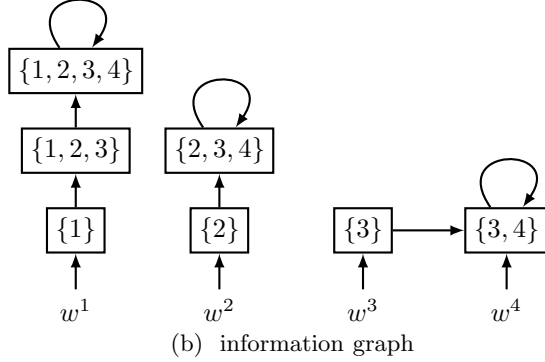
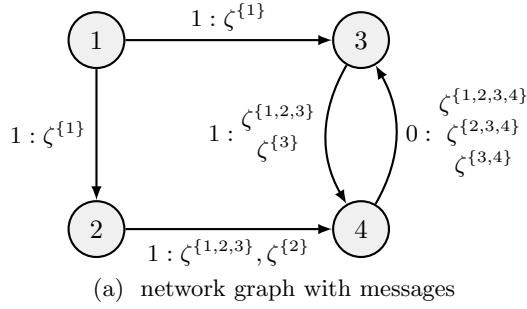


Figure 7: Graphical representations for Example 2.

Definition 8. A dynamical system (20) with information structure (22) is partially nested if for every admissible policy γ , whenever w_t^j affects \mathcal{I}_t^i , then $\mathcal{I}_t^j \subset \mathcal{I}_t^i$.

Lemma 9 (see [4]). Given a partially nested structure, the optimal control law that minimizes a quadratic cost of the form (4) exists, is unique, and is linear.

In other words, an information structure is partially nested if whenever the decision of Player j affects the information used in Player i 's decision, then Player i must have access to all the information available to Player j . When this is the case, the optimal policy is linear. Using partial nestedness, the following lemma shows that the optimal state and input may be expressed as linear functions of terms from the information sets \mathcal{I}_t^i .

Lemma 10. The information structure described in Problem 1 is partially nested, so the optimal solution is linear and unique.

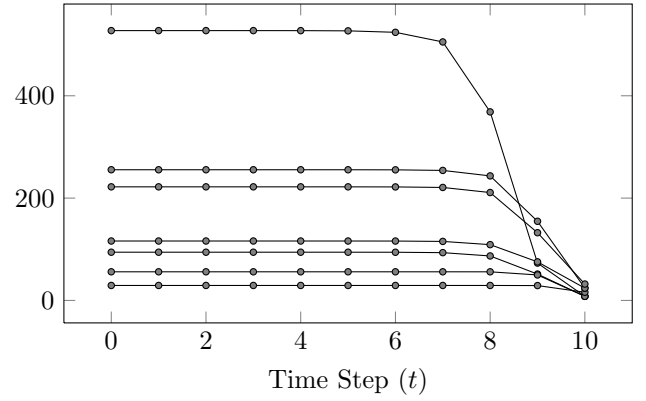


Figure 8: Plot of $\text{trace}(X_t^r)$ as a function of time for Example 2. A curve is shown for each $r \in \mathcal{U}$.

Proof. See Appendix B. ■

VIII-B Disturbance-feedback representation

As in Section II-A, the control inputs as expressed as functions of the noise and initial conditions, in order to exploit independence properties.

Let $w_{-1}^i = x_0^i$, and define the noise information set by

$$\hat{\mathcal{I}}_t^i = \{w_{k-1}^j : j \in \mathcal{V}, 0 \leq k \leq t - D^{ij}\}. \quad (34)$$

Lemma 11. A collection of functions $\{\gamma_{0:T-1}^i\}_{i \in \mathcal{V}}$ satisfies the information constraint (22) if and only if there are functions $\{\hat{\gamma}_{0:T-1}^i\}_{i \in \mathcal{V}}$ such that

$$u_t^i = \gamma_t^i(\mathcal{I}_t^i) = \hat{\gamma}_t^i(\hat{\mathcal{I}}_t^i). \quad (35)$$

Proof. See Appendix C. ■

As in Section II, the parameterization in (35) is an intermediate step that will enable us to use a partition of the noise variables to decompose the inputs and states into independent variables. The partition is defined in the next lemma.

Lemma 12. Consider an information graph $\hat{G}(\mathcal{U}, \mathcal{F})$ and define the corresponding label sets $\{\mathcal{L}_{0:T}^s\}_{s \in \mathcal{U}}$ recursively by

$$\mathcal{L}_0^s = \bigcup_{w^i \rightarrow s} \{x_0^i\} \quad (36a)$$

$$\mathcal{L}_{t+1}^s = \bigcup_{w^i \rightarrow s} \{w^i\} \cup \bigcup_{r \rightarrow s} \mathcal{L}_t^r. \quad (36b)$$

The following properties of the label sets hold.

(i) For every $t \geq 0$, the label sets are a partition of the noise history:

$$\mathcal{L}_t^r \cap \mathcal{L}_t^s = \emptyset \text{ when } r \neq s, \text{ and } \{w_{-1:t-1}\} = \bigcup_{s \in \mathcal{U}} \mathcal{L}_t^s. \quad (37)$$

(ii) For all $i \in \mathcal{V}$,

$$\hat{\mathcal{L}}_t^i = \bigcup_{s \supseteq i} \mathcal{L}_t^s. \quad (38)$$

Proof. See Appendix D. \blacksquare

Lemma 10 implies that the optimal solution is linear. When policies are restricted to be linear, (38) immediately implies the following corollary.

Corollary 13. *A linear policy $\{\gamma_{0:T-1}^i\}_{i \in \mathcal{V}}$ is feasible if and only if the inputs satisfy the following decomposition:*

$$u_t = \sum_{s \in \mathcal{U}} I^{\mathcal{V},s} \varphi_t^s, \quad (39)$$

where $\varphi_t^s \in \mathbf{lin}(\mathcal{L}_t^s)$.

As before, the state can also be decomposed as a sum of terms from $\mathbf{lin}(\mathcal{L}_t^s)$.

Lemma 14. *Say that $\varphi_t^s \in \mathbf{lin}(\mathcal{L}_t^s)$, and define ζ_t^s recursively by*

$$\zeta_0^s = \sum_{w^i \rightarrow s} I^{s,\{i\}} x_0^i \quad (40a)$$

$$\zeta_{t+1}^s = \sum_{r \rightarrow s} (A_t^{sr} \zeta_t^r + B_t^{sr} \varphi_t^r) + \sum_{w^i \rightarrow s} I^{s,\{i\}} w_t^i. \quad (40b)$$

Then $\zeta_t^s \in \mathbf{lin}(\mathcal{L}_t^s)$ and x_t can be decomposed as

$$x_t = \sum_{s \in \mathcal{U}} I^{\mathcal{V},s} \zeta_t^s. \quad (41)$$

Proof. See Appendix E. \blacksquare

Note that (40) agrees with the formula (25) given in the statement of Theorem 2, provided that we set $\varphi_t^s = K_t^s \zeta_t^s$. Corollary 13 and Lemma 14 imply that this policy is feasible.

Remark 15. *We may interpret ζ_t^s and φ_t^s as conditional estimates of x_t and u_t , respectively. Namely,*

$$\zeta_t^s = I^{s,\mathcal{V}} \mathbb{E}(x_t | \mathcal{L}_t^s) \quad \text{and} \quad \varphi_t^s = I^{s,\mathcal{V}} \mathbb{E}(u_t | \mathcal{L}_t^s).$$

VIII-C Optimality

We now prove the controller is optimal, and derive an expression for the corresponding minimal expected cost. Our proof uses a dynamic programming argument, and we optimize over *policies* rather than *actions*. Let $\gamma_t = \{\gamma_t^i\}_{i \in \mathcal{V}}$ be the set of policies at time t . By Lemma 9, we may assume the γ_t^i are linear. Define the cost-to-go

$$V_t(\gamma_{0:t-1}) = \min_{\gamma_{t:T-1}} \mathbb{E}^\gamma \left(\sum_{k=t}^{T-1} \begin{bmatrix} x_k \\ u_k \end{bmatrix}^\top \begin{bmatrix} Q_k & S_k \\ S_k^\top & R_k \end{bmatrix} \begin{bmatrix} x_k \\ u_k \end{bmatrix} + x_T^\top Q_f x_T \right),$$

where the expectation is taken with respect to the joint probability measure on $(x_{t:T}, u_{t:T-1})$ induced by the

choice of $\gamma = \gamma_{0:T-1}$. These functions are the minimum expected future cost from time t , given that the policies up to time $t-1$ have been fixed. We allow V_t to be a function of past policies, but it turns out that V_t will not depend on them explicitly. By causality, we may iterate the minimizations and write a recursive formulation for the cost-to-go,

$$V_t(\gamma_{0:t-1}) = \min_{\gamma_t} \mathbb{E}^\gamma \left(\begin{bmatrix} x_t \\ u_t \end{bmatrix}^\top \begin{bmatrix} Q_t & S_t \\ S_t^\top & R_t \end{bmatrix} \begin{bmatrix} x_t \\ u_t \end{bmatrix} + V_{t+1}(\gamma_{0:t-1}, \gamma_t) \right). \quad (42)$$

Our objective is to find the optimal cost (4), which is simply V_0 . Consider the terminal timestep, and use the decomposition (41),

$$V_T(\gamma_{0:T-1}) = \mathbb{E}^\gamma (x_T^\top Q_f x_T) = \mathbb{E}^\gamma \sum_{s \in \mathcal{U}} (\zeta_T^s)^\top Q_f^{ss} (\zeta_T^s).$$

In the last step, we used the fact that the ζ_t^s coordinates are independent. Note that V_T depends on the policies up to time $T-1$ because the distribution of ζ_T^s depends on past policies implicitly through (12b). We will prove by induction that the value function always has a similar quadratic form. Specifically, suppose that for some $t \geq 0$, we have

$$V_{t+1}(\gamma_{0:t}) = \mathbb{E}^\gamma \sum_{s \in \mathcal{U}} (\zeta_{t+1}^s)^\top X_{t+1}^s (\zeta_{t+1}^s) + c_{t+1},$$

where $\{X_{t+1}^s\}_{s \in \mathcal{U}}$ is a set of matrices and c_{t+1} is a scalar. Now compute $V_t(\gamma_{0:t-1})$ using the recursion (42). Substituting φ_t^s and ζ_t^s from (39) and (39), and using the independence of \mathcal{L}_t^s , we obtain

$$V_t(\gamma_{0:t-1}) = \min_{\gamma_t} \mathbb{E}^\gamma \left(\sum_{s \in \mathcal{U}} \begin{bmatrix} \zeta_t^s \\ \varphi_t^s \end{bmatrix}^\top \begin{bmatrix} Q_t^{ss} & S_t^{ss} \\ S_t^{ss\top} & R_t^{ss} \end{bmatrix} \begin{bmatrix} \zeta_t^s \\ \varphi_t^s \end{bmatrix} + (\zeta_{t+1}^s)^\top X_{t+1}^s (\zeta_{t+1}^s) + c_{t+1} \right).$$

Substituting the state equations (40b), using the independence result once more and rearranging terms, we obtain

$$V_t(\gamma_{0:t-1}) = \min_{\gamma_t} \mathbb{E}^\gamma \sum_{r \in \mathcal{U}} \begin{bmatrix} \zeta_t^r \\ \varphi_t^r \end{bmatrix}^\top \Gamma_t^r \begin{bmatrix} \zeta_t^r \\ \varphi_t^r \end{bmatrix} + c_t, \quad (43)$$

where $\Gamma_{0:T-1}^r$ and $c_{0:T-1}$ are given by:

$$\Gamma_t^r = \begin{bmatrix} Q_t^{rr} & S_t^{rr} \\ S_t^{rr\top} & R_t^{rr} \end{bmatrix} + [A_t^{sr} \quad B_t^{sr}]^\top X_{t+1}^s [A_t^{sr} \quad B_t^{sr}] \quad (44)$$

$$c_t = c_{t+1} + \sum_{\substack{i \in \mathcal{V} \\ w^i \rightarrow s}} \text{trace} \left((X_{t+1}^s)^{\{i\},\{i\}} W_t^i \right). \quad (45)$$

The terminal conditions are $\Gamma_T^r = Q_f^{rr}$ and $c_T = 0$, and s is the unique node in $\hat{G}(\mathcal{U}, \mathcal{F})$ such that $r \rightarrow s$, see Proposition 1. In (43), the terms in the sum are independent, so they may be optimized separately. A lower bound on the cost-to-go is found by relaxing the information constraints and performing an unconstrained optimization over the actions $\varphi_t = \{\varphi_t^s\}_{s \in \mathcal{U}}$,

$$\begin{aligned} V_t(\gamma_{0:t-1}) &\geq \mathbb{E}^\gamma \sum_{r \in \mathcal{U}} \min_{\gamma_t} \begin{bmatrix} \zeta_t^r \\ \varphi_t^r \end{bmatrix}^\top \Gamma_t^r \begin{bmatrix} \zeta_t^r \\ \varphi_t^r \end{bmatrix} + c_t \\ &\geq \mathbb{E}^\gamma \sum_{r \in \mathcal{U}} \min_{\varphi_t} \begin{bmatrix} \zeta_t^r \\ \varphi_t^r \end{bmatrix}^\top \Gamma_t^r \begin{bmatrix} \zeta_t^r \\ \varphi_t^r \end{bmatrix} + c_t, \end{aligned}$$

where the first inequality follows from Fatou's lemma applied to (43), and the second inequality follows from the relaxation mentioned above. Each minimization is a simple quadratic optimization, and the optimal cost and action are given by (24). Substitution yields

$$V_t(\gamma_{0:t-1}) \geq \mathbb{E}^\gamma \sum_{s \in \mathcal{U}} (\zeta_t^s)^\top X_t^s (\zeta_t^s) + c_t.$$

This lower-bound is in fact tight, because the optimal unconstrained actions are $\varphi_t^s = K_t^s \zeta_t^s \in \mathbf{lin} \mathcal{L}_t^s$, which is precisely the admissible set for φ_t^s . This completes the induction argument as well as the proof that the specified policy is optimal. The optimal cost is given by

$$\begin{aligned} V_0 &= \mathbb{E} \sum_{s \in \mathcal{U}} (\zeta_0^s)^\top X_0^s (\zeta_0^s) + c_0 \\ &= \mathbb{E} \sum_{\substack{i \in \mathcal{V} \\ w^i \rightarrow s}} (x_0^i)^\top (X_0^s)^{\{i\}, \{i\}} (x_0^i) + c_0. \end{aligned} \quad (46)$$

where c_0 may be evaluated by starting with $c_T = 0$ and recursing backwards using (45). Finally, (46) evaluates to the desired expression (26) because $x_0^i \sim \mathcal{N}(0, \Sigma_0^i)$. This completes the proof of Theorem 2. ■

VIII-D Proof of Theorem 3

Recall that there are no directed cycles in the network graph of delay 0.

$$(t, i) \prec (\tau, j) \text{ if } (t < \tau) \text{ or } (t = \tau \text{ and } D^{ji} = 0).$$

Recall that D^{ji} implies that there is a directed path from i to j of delay 0. The proof will proceed by induction over this partial order.

Let $\tilde{\mathcal{I}}_t^i = \{x_t^i\} \cup \mathcal{R}_t^i \cup \bigcup_{j \xrightarrow{0} i} \mathcal{M}_t^{ji} \cup \bigcup_{j \xrightarrow{1} i} \mathcal{M}_{t-1}^{ji}$. If $t = 0$ and i has no incoming delay-0 edges, then $\tilde{\mathcal{I}}_0^i = \mathcal{I}_0^i = \{x_0^i\}$. Thus (29), rewritten as $\zeta_t^s \in \mathbf{lin}(\tilde{\mathcal{I}}_t^i)$, holds at $(t, i) = (0, i)$.

Fix (t, i) . Say that (29) holds for all (τ, j) with $(\tau, j) \prec (t, i)$. Agent i measures x_t^i directly, by assumption. If $j \xrightarrow{0} i$, then $(t, j) \prec (t, i)$ implies that \mathcal{M}_t^{ji} could be computed and sent by agent j . If $t = 0$, then the

local memory and incoming delay-1 messages are empty. If $t > 0$, then $(t-1, j) \prec (t, i)$ implies that the local memory \mathcal{R}_t^i could be computed by agent i at time $t-1$ and that the messages \mathcal{M}_{t-1}^{ji} could be computed as well. Thus, $\tilde{\mathcal{I}}_t^i$ can be computed.

Now it will be shown that (29) holds at (t, i) . Say that $i \in s$. If $t = 0$, then $\zeta_0^s \neq 0$ implies that ζ_0^s is a linear function of x_0^j , with $D^{ij} = 0$. If $j = i$, then ζ_0^s can be computed from the local measurement, while if $j \neq i$, then ζ_0^s must have been contained in an incoming message.

Now say that $t > 0$. First consider the case that $w^i \nrightarrow s$, so that (25b) reduces to

$$\zeta_t^s = \sum_{r \rightarrow s} (A_{t-1}^{sr} + B_{t-1}^{sr} K_{t-1}^r) \zeta_{t-1}^r.$$

If $i \notin r$, then ζ_{t-1}^r is contained in a delay-1 message \mathcal{M}_{t-1}^{ji} . So say that $i \in r$. If $\zeta_{t-1}^r \in \mathcal{R}_t^i$, then it is already available to agent i . Furthermore, if $\zeta_{t-1}^r \notin \mathcal{R}_t^i$, then it is contained in some message \mathcal{M}_{t-1}^{ji} , where $j \xrightarrow{0} i$. Since $i, j \in r \subset s$, it follows that ζ_t^s is contained in message \mathcal{M}_t^{ji} , so the equation above does not need to be computed. In either case, it follows that ζ_t^s may be computed from the combination of incoming messages and local memory.

Now consider the case that $w^i \rightarrow s$. The subvector $(\zeta_t^s)^{s \setminus \{i\}}$ can be computed as above using

$$(\zeta_t^s)^{s \setminus \{i\}} = I^{s \setminus \{i\}, s} \sum_{r \rightarrow s} (A_{t-1}^{sr} + B_{t-1}^{sr} K_{t-1}^r) \zeta_{t-1}^r.$$

Since all vectors ζ_t^r with $i \in r \neq s$ can be computed as above, the subvector $(\zeta_t^s)^i$ can be computed using the state decomposition (41):

$$(\zeta_t^s)^i = x_i - \sum_{\substack{r \ni i \\ r \neq s}} (\zeta_t^r)^i.$$

Thus (29) holds at (t, i) and the proof is complete. ■

IX Conclusion

This paper uses dynamic programming to derive optimal policies for a general class of decentralized linear quadratic state feedback problems. As noted in Section V, the solution generalizes many existing works on decentralized state-feedback control [8, 23, 24].

The key technique in the paper is the decomposition of available information based on the *information graph*. The graph is used to specify both dynamics of the controller states, as well as the structure of the Riccati difference equations required to compute the solution.

As discussed in Section VI, many possible avenues for future research remain open. For example, some special cases with noisy measurements or correlated noise have been solved, but extensions to general directed graphs with mixed sparsity and delays have yet to be found.

X Acknowledgments

The first author thanks John Doyle for very helpful discussions. The second author would like to thank Ashutosh Nayyar for some very helpful discussions.

References

- [1] Y. Cao, W. Yu, W. Ren, and G. Chen. An overview of recent progress in the study of distributed multi-agent coordination. *IEEE Transactions on Industrial Informatics*, 9(1), 2013.
- [2] F. Farokhi, C. Langbort, and K. H. Johansson. Optimal structured static state-feedback control design with limited model information for fully-actuated systems. *Automatica*, 49:326–337, 2013.
- [3] A. Gattami. Generalized linear quadratic control. *IEEE Transactions on Automatic Control*, 55(1):131–136, 2010.
- [4] Y.-C. Ho and K.-C. Chu. Team decision theory and information structures in optimal control problems—Part I. *IEEE Transactions on Automatic Control*, 17(1):15–22, 1972.
- [5] M. Krystalny and J. H. Cho. On the decentralized h^2 optimal control of bilateral teleoperation systems with time delays. In *IEEE Conference on Decision and Control*, pages 6908–6914, 2012.
- [6] B.-Z. Kurtaran and R. Sivan. Linear-quadratic-Gaussian control with one-step-delay sharing pattern. *IEEE Transactions on Automatic Control*, 19(5):571–574, 1974.
- [7] A. Lamperski and J. C. Doyle. On the structure of state-feedback LQG controllers for distributed systems with communication delays. In *IEEE Conference on Decision and Control*, pages 6901–6906, 2011.
- [8] A. Lamperski and J. C. Doyle. Dynamic programming solutions for decentralized state-feedback LQG problems with communication delays. In *American Control Conference*, pages 6322–6327, 2012.
- [9] A. Lamperski and J. C. Doyle. Output feedback \mathcal{H}_2 model matching for decentralized systems with delays. In *American Control Conference*, pages 5778–5783, 2013.
- [10] A. Lamperski and L. Lessard. Optimal state-feedback control under sparsity and delay constraints. In *3rd IFAC Workshop on Distributed Estimation and Control in Networked Systems*, pages 204–209, 2012.
- [11] L. Lessard. Decentralized LQG control of systems with a broadcast architecture. In *IEEE Conference on Decision and Control*, volume 6241–6246, 2012.
- [12] L. Lessard. Optimal control of a fully decentralized quadratic regulator. In *Allerton Conference on Communication, Control, and Computing*, pages 48–50, 2012.
- [13] L. Lessard, M. Krystalny, and A. Rantzer. On structured realizability and stabilizability of linear systems. In *American Control Conference*, pages 5784–5790, 2013.
- [14] L. Lessard and S. Lall. Optimal controller synthesis for the decentralized two-player problem with output feedback. In *American Control Conference*, pages 6314–6321, 2012.
- [15] L. Lessard and S. Lall. Optimal control of two-player systems with output feedback. *ArXiv e-prints*, 2013. 1303.3644.
- [16] L. Lessard and A. Nayyar. Structural results and explicit solution for two-player LQG systems on a finite time horizon. In *IEEE Conference on Decision and Control*, pages 6542–6549, 2013.
- [17] A. Nayyar, A. Mahajan, and D. Teneketzis. Optimal control strategies in delayed sharing information structures. *IEEE Transactions on Automatic Control*, 56(7):1606–1620, 2011.
- [18] X. Qi, M. V. Salapaka, P. G. Voulgaris, and M. Khammash. Structured optimal and robust control with multiple criteria: a convex solution. *IEEE Transactions on Automatic Control*, 49(10):1623–1640, 2004.
- [19] A. Rantzer. Linear quadratic team theory revisited. In *American Control Conference*, pages 1637–1641, 2006.
- [20] A. Rantzer. A separation principle for distributed control. In *IEEE Conference on Decision and Control*, pages 3609–3613, 2006.
- [21] M. Rotkowitz and S. Lall. A characterization of convex problems in decentralized control. *IEEE Transactions on Automatic Control*, 51(2):274–286, 2006.
- [22] N. R. Sandell and M. Athans. Solution of some nonclassical LQG stochastic decision problems. *IEEE Transactions on Automatic Control*, 19(2):108–116, 1974.
- [23] P. Shah and P. A. Parrilo. \mathcal{H}_2 -optimal decentralized control over posets: A state-space solution for state-feedback. *IEEE Transactions on Automatic Control*, 58(12):3084–3096, 2013.
- [24] J. Swigart. *Optimal Controller Synthesis for Decentralized Systems*. PhD thesis, Stanford University, 2010.
- [25] J. Swigart and S. Lall. An explicit dynamic programming solution for a decentralized two-player optimal linear-quadratic regulator. In *Symposium on the Mathematical Theory of Networks*, pages 1443–1447, 2010.
- [26] J. Swigart and S. Lall. An explicit state-space solution for a decentralized two-player optimal linear-quadratic regulator. In *American Control Conference*, pages 6385–6390, 2010.
- [27] T. Tanaka and P. A. Parrilo. Optimal output feedback architecture for triangular LQG problems. In *American Control Conference*, pages 5730–5735, 2014.
- [28] J. Tsitsiklis and M. Athans. On the complexity of decentralized decision making and detection problems. *IEEE Transactions on Automatic Control*, 30(5):440–446, 1985.
- [29] A. S. M. Vamsi and N. Elia. Network realizability for interconnected systems over arbitrary one-step delay networks. In *American Control Conference*, pages 6252–6257, 2012.
- [30] P. Varaiya and J. Walrand. On delayed sharing patterns. *IEEE Transactions on Automatic Control*, 23(3):443–445, 1978.

- [31] H. S. Witsenhausen. A counterexample in stochastic optimum control. *SIAM Journal on Control*, 6(1):131–147, 1968.
- [32] T. Yoshikawa. Dynamic programming approach to decentralized stochastic control problems. *IEEE Transactions on Automatic Control*, 20(6):796–797, 1975.
- [33] T. Yoshikawa and H. Kobayashi. Separation of estimation and control for decentralized stochastic control systems. *Automatica*, 14(6):623–628, 1978.
- [34] K. Zhou, J. Doyle, and K. Glover. *Robust and Optimal Control*. Prentice-Hall, 1995.

A Information set properties

We now prove some useful properties of information sets.

Lemma 16. *The information sets (21) may be expressed recursively as follows,*

$$\mathcal{I}_{-1}^i = \emptyset \quad (47a)$$

$$\mathcal{I}_t^i = \{x_t^j : j \in \mathcal{V}, D^{ij} = 0\} \cup \bigcup_{\substack{j \in \mathcal{V} \\ D^{ij} \leq 1}} \mathcal{I}_{t-1}^j \quad \text{for } t \geq 0. \quad (47b)$$

Similarly, the noise information sets from (34) can be expressed recursively as

$$\hat{\mathcal{I}}_{-1}^i = \emptyset \quad (48a)$$

$$\hat{\mathcal{I}}_t^i = \{w_{t-1}^j : j \in \mathcal{V}, D^{ij} = 0\} \cup \bigcup_{\substack{j \in \mathcal{V} \\ D^{ij} \leq 1}} \hat{\mathcal{I}}_{t-1}^j \quad \text{for } t \geq 0. \quad (48b)$$

Furthermore, suppose $i, j \in \mathcal{V}$ and $0 \leq k \leq t$. The following are equivalent.

$$\overbrace{\mathcal{I}_k^j \subset \mathcal{I}_t^i}^{(i)} \iff \overbrace{x_k^j \in \mathcal{I}_t^i}^{(ii)} \iff \overbrace{D^{ij} \leq t - k}^{(iii)}$$

Proof. We first prove that (i)–(iii) are equivalent.

- (i) \implies (ii): It is immediate from (21) that $x_k^j \in \mathcal{I}_k^j$. So it follows that $x_k^j \in \mathcal{I}_t^i$.
- (ii) \implies (iii): It follows from (21) that if $x_k^j \in \mathcal{I}_t^i$, then we must have $0 \leq k \leq t - D^{ij}$. Therefore $D^{ij} \leq t - k$ as required.
- (iii) \implies (i): By the triangle inequality, $D^{i\alpha} - D^{j\alpha} \leq D^{ij}$ for any $\alpha \in \mathcal{V}$. Therefore, if $D^{ij} \leq t - k$, then $k - D^{j\alpha} \leq t - D^{i\alpha}$. So for any ℓ that satisfies $0 \leq \ell \leq k - D^{j\alpha}$, we must also have $0 \leq \ell \leq t - D^{i\alpha}$. It follows from (21) that $\mathcal{I}_k^j \subset \mathcal{I}_t^i$.

We now derive the recursive expression for \mathcal{I}_t^i . Start with (21), which we rewrite here for convenience,

$$\mathcal{I}_t^i = \{x_k^j : j \in \mathcal{V}, 0 \leq k \leq t - D^{ij}\}.$$

Partition into two cases; when $k = t$ (which implies $D^{ij} = 0$), and when $k \neq t$. Then, partition further based on the value of D^{ij} .

$$\begin{aligned} \mathcal{I}_t^i &= \{x_t^j : D^{ij} = 0\} \cup \{x_k^j : 0 \leq k \leq t - D^{ij}, k \neq t\} \\ &= \{x_t^j : j \in \mathcal{V}, D^{ij} = 0\} \\ &\quad \cup \{x_k^j : j \in \mathcal{V}, 0 \leq k \leq t - 1 - D^{ij}, D^{ij} = 0\} \\ &\quad \cup \{x_k^j : j \in \mathcal{V}, 0 \leq k \leq t - D^{ij}, D^{ij} \geq 1\}. \end{aligned}$$

In the last term, when $D^{ij} \geq 1$, it means that there is a path $j \rightarrow i$ with an aggregate delay of at least 1; so there exists an intermediate node $\ell \neq i$ where $D^{i\ell} = 1$ and $D^{\ell j} + 1 = D^{ij}$. Therefore,

$$\begin{aligned} \mathcal{I}_t^i &= \{x_t^j : j \in \mathcal{V}, D^{ij} = 0\} \\ &\quad \cup \{x_k^j : j \in \mathcal{V}, 0 \leq k \leq t - 1 - D^{ij}, D^{ij} = 0\} \\ &\quad \cup \bigcup_{\substack{\ell \neq i \\ D^{i\ell} = 1}} \{x_k^j : j \in \mathcal{V}, 0 \leq k \leq t - 1 - D^{\ell j}\} \\ &= \{x_t^j : D^{ij} = 0\} \cup \bigcup_{\substack{\ell \in \mathcal{V} \\ D^{i\ell} \leq 1}} \{x_k^j : 0 \leq k \leq t - 1 - D^{\ell j}\} \\ &= \{x_t^j : j \in \mathcal{V}, D^{ij} = 0\} \cup \bigcup_{\substack{j \in \mathcal{V} \\ D^{ij} \leq 1}} \mathcal{I}_{t-1}^j, \end{aligned}$$

as required.

The proof of (48) is identical to the proof of (47), with x_t^i replaced by w_{t-1}^i . ■

B Proof of Lemma 10

Suppose that u_τ^j affects \mathcal{I}_t^i in the simplest way possible; namely that u_τ^j affects x_σ^ℓ at a future timestep $\sigma > \tau$ via recursive applications of the state equations (19), and $x_\sigma^\ell \in \mathcal{I}_t^i$. Then we have

$$u_\tau^j \text{ affects } x_\sigma^\ell \implies D^{\ell j} \leq \sigma - \tau \quad (49)$$

$$x_\sigma^\ell \in \mathcal{I}_t^i \implies D^{i\ell} \leq t - \sigma. \quad (50)$$

Adding (49)–(50) together and using the triangle inequality, we obtain $D^{ij} \leq t - \tau$. By Lemma 16, it follows that $\mathcal{I}_\tau^j \subset \mathcal{I}_t^i$, as required. If u_τ^j affects \mathcal{I}_t^i via a more complicated path, apply the above argument to each consecutive pair of inputs along the path to obtain the chain of inclusions $\mathcal{I}_\tau^j \subset \dots \subset \mathcal{I}_t^i$. Thus, the system is partially nested. ■

C Proof of Lemma 11

Say that inputs are generated by $u_t^i = \gamma_t^i(\mathcal{I}_t^i)$. It will be shown that all terms in \mathcal{I}_t^i can be expressed as functions of the noise terms in $\hat{\mathcal{I}}_t^i$, using knowledge of the policy. Thus, (35) will hold by an appropriate choice of $\hat{\gamma}_t^i$.

First note that $\mathcal{I}_0^i = \hat{\mathcal{I}}_0^i$. Now say that $t - 1 \geq 0$ and assume that the all information sets \mathcal{I}_{t-1}^i can be

computed from the corresponding noise information sets $\hat{\mathcal{I}}_{t-1}^i$. Say that $x_\tau^j \in \mathcal{I}_t^i$. If $\tau < t$, then (47) implies that $x_\tau^j \in \mathcal{I}_{t-1}^k$ for some k with $D^{ik} \leq 1$. It follows that x_τ^j can be computed from $\hat{\mathcal{I}}_{t-1}^k$ which is contained in $\hat{\mathcal{I}}_t^i$, by (48), from Lemma 16. If $\tau = t$, then $D^{ij} = 0$ and (19) implies that

$$x_t^j = \sum_{\substack{k \in \mathcal{V} \\ D^{jk} \leq 1}} (A_{t-1}^{jk} x_{t-1}^k + B_{t-1}^{jk} u_{t-1}^k) + w_{t-1}^j.$$

For each k in the sum, $D^{ik} \leq D^{ij} + D^{jk} \leq 1$, so that x_{t-1}^k and u_{t-1}^k are functions of terms from $\hat{\mathcal{I}}_{t-1}^k \subset \hat{\mathcal{I}}_t^i$. Since $w_{t-1}^j \in \hat{\mathcal{I}}_t^i$, it follows that x_t^j is computable from $\hat{\mathcal{I}}_t^i$.

Conversely, if the control actions satisfy $u_t^i = \hat{\gamma}_t^i(\hat{\mathcal{I}}_t^i)$ for some functions $\hat{\gamma}_t^i$, an analogous argument shows that all noise terms in $\hat{\mathcal{I}}_t^i$ can be deduced from \mathcal{I}_t^i . ■

D Proof of Lemma 12

Part (i). We proceed by induction. Set $\mathcal{H}_t = \{w_{-1:t-1}\}$. At $t = 0$, we have $\mathcal{H}_0 = \{x_0^1, \dots, x_0^N\}$. Since each w^i points to exactly one element $s \in \mathcal{U}$, it is clear from (36) that $\{\mathcal{L}_0^s\}_{s \in \mathcal{U}}$ partitions \mathcal{H}_0 . Now suppose that $\{\mathcal{L}_t^s\}_{s \in \mathcal{U}}$ partitions \mathcal{H}_t for some $t \geq 0$. By Proposition 1, for each $r \in \mathcal{U}$ there exists a unique $s \in \mathcal{U}$ such that $r \rightarrow s$. Therefore each element $w_k^i \in \mathcal{H}_t$ is contained in exactly one label set \mathcal{L}_{t+1}^s . It follows from (36) that $\{\mathcal{L}_{t+1}^s\}_{s \in \mathcal{U}}$ must partition \mathcal{H}_{t+1} and the proof is complete.

Part (ii). Again, by induction. At $t = 0$,

$$\begin{aligned} \mathcal{I}_0^i &= \{x_0^j : D^{ij} = 0\} \\ &= \{x_0^j : s_0^j \ni i\} \\ &= \{x_0^j : w^j \rightarrow s, s \ni i\} \\ &= \bigcup_{s \ni i} \mathcal{L}_0^s. \end{aligned}$$

So the identity holds at $t = 0$. Now suppose it holds for some $t \geq 0$. By Lemma 16, and the inductive hypothesis,

$$\begin{aligned} \hat{\mathcal{I}}_{t+1}^i &= \{w_t^j : j \in \mathcal{V}, D^{ij} = 0\} \cup \bigcup_{\substack{j \in \mathcal{V} \\ D^{ij} \leq 1}} \hat{\mathcal{I}}_t^j \\ &= \{w_t^j : j \in \mathcal{V}, D^{ij} = 0\} \cup \bigcup_{\substack{j \in \mathcal{V} \\ D^{ij} \leq 1}} \bigcup_{j \ni r} \mathcal{L}_t^r. \end{aligned}$$

Note that $D^{ij} = 0$ if and only if $w^j \rightarrow s$ for some $s \ni i$. Furthermore, $D^{ij} \leq 1$ and $j \in r$ implies that $r \rightarrow s$ for some $s \ni i$. Conversely, if $s \ni i$, all sets r with $r \rightarrow s$ must contain a node j with $D^{ij} \leq 1$. Thus, (38) holds. ■

E Proof of Lemma 14

Suppose ζ_t^s satisfies (40). The recursive formulation of the label sets (36) implies that $\zeta_t^s \in \mathbf{lin} \mathcal{L}_t^s$ for all $t \geq 0$

and all $s \in \mathcal{U}$. All that remains to be shown is that ζ_t^s indeed provides decomposition of x_t as in (41). The decomposition of x_t is satisfied at $t = 0$, since for all $i \in \mathcal{V}$ there is a unique $s \in \mathcal{U}$ with $w_i \rightarrow s$. Now assume inductively that (41) holds for some $t \geq 0$. Therefore,

$$\begin{aligned} &\sum_{s \in \mathcal{U}} I^{\mathcal{V},s} \zeta_{t+1}^s \\ &= \sum_{s \in \mathcal{U}} I^{\mathcal{V},s} \left(\sum_{r \rightarrow s} (A_t^{sr} \zeta_t^r + B_t^{sr} \varphi_t^r) + \sum_{w^i \rightarrow s} I^{s,\{i\}} w_t^i \right) \\ &= \sum_{s \in \mathcal{U}} \left(\sum_{r \rightarrow s} (A_t I^{\mathcal{V},r} \zeta_t^r + B_t I^{\mathcal{V},r} \varphi_t^r) + \sum_{w^i \rightarrow s} I^{\mathcal{V},\{i\}} w_t^i \right) \\ &= \sum_{s \in \mathcal{U}} (A_t I^{\mathcal{V},s} \zeta_t^s + B_t I^{\mathcal{V},s} \varphi_t^s) + w_t^i \\ &= A_t x_t + B_t u_t + w_t \\ &= x_{t+1}, \end{aligned}$$

where we have substituted the dynamics (40b) in the first step, and the induction hypothesis in the fourth step. In the second step, we took advantage of the particular sparsity structures of A and B , that imply

$$A_t I^{\mathcal{V},r} = I^{\mathcal{V},s} A_t^{sr} \quad \text{and} \quad B_t I^{\mathcal{V},r} = I^{\mathcal{V},s} B_t^{sr}.$$

It follows that (41) holds for $t + 1$. ■