

Azimuthal Anisotropy from STAR Experiment

Yadav Pandit (for the STAR Collaboration)

Department of Physics, University of Illinois at Chicago, USA

E-mail: ypandit@uic.edu

Abstract. We report the measurement of first ($n = 1$) and higher order ($n = 2-5$) harmonic coefficients (v_n) of the azimuthal anisotropy in the distribution of the particles produced in Au+Au collisions at $\sqrt{s_{NN}} = 200$ GeV and U+U collisions at $\sqrt{s_{NN}} = 193$ GeV, recorded with the STAR detector at RHIC. The differential measurement of (v_n) is presented as a function of transverse momentum (p_T) and centrality. We also present v_n measurement in the ultra-central collisions in U+U collisions. These data may provide strong constraints on the theoretical models of the initial condition in heavy ion collisions and the transport properties of the produced medium.

1. Introduction

The study of azimuthal anisotropy, based on Fourier coefficients, is widely recognized as an important tool to probe the hot, dense matter created in heavy ion collisions [1]. The distribution of particles with respect to the participant planes can be written as

$$\frac{dN}{d\Delta\phi} \propto 1 + v_1 \cos(\Delta\phi) + v_2 \cos 2(\Delta\phi) + v_3 \cos 3(\Delta\phi) + v_4 \cos 4(\Delta\phi) + .. \quad (1)$$

where v_n is the n^{th} order Fourier coefficient and $\Delta\phi$ is the difference between ϕ , the azimuthal angle of each particle, and Ψ_n , the generalized participant event planes at all orders for each event. The second harmonic also called elliptic flow v_2 has been extensively studied both experimentally and theoretically. Recently higher order harmonic also have gained considerable attention from theory [2] and experimental community [3]. These higher order harmonics can provide valuable information about the initial state of the colliding system [4] and also provide a natural explanation to the ridge phenomena in heavy ion collisions [5]. Measurement of these harmonics in different systems and collisions energy helps to further understand the heavy ion physics in general.

In uranium - uranium (U+U) collisions, there is the potential to produce more extreme conditions of excited matter at higher density and/or greater volume than is possible using spherical nuclei like lead or less deformed nuclei like gold at the same incident energy [6]. Uranium has quadrupole deformed shape. So U+U collisions may offer an opportunity to explore wider range of initial eccentricities. The collisions of special interest are the “ideal tip-tip” orientation in which the long axes of both deformed nuclei are aligned with the beam axis at zero impact parameter, and the “ideal body-body” orientation in which the long axes are both perpendicular to the beam axis and parallel to each other at zero impact parameter. The “ideal tip-tip” and “ideal body-body” collision events allow to test the prediction of hydrodynamical

models by varying the transverse particle density at spatial eccentricity similar to central Au+Au collisions.

2. The STAR experiment and Analysis Details

Data reported in this proceedings were collected in Au+Au collisions at $\sqrt{s_{NN}} = 200$ GeV in the year 2004 with a minimum bias trigger and U+U collisions at $\sqrt{s_{NN}} = 193$ GeV in the year 2012 with a minimum bias trigger and the ultra central events which were taken with a dedicated central trigger. The Time Projection Chamber (TPC) [7] is the primary tracking detector at STAR. Event used in this analysis are required to have the primary vertex along the beam direction to be less than 30 cm and transverse direction to be less than 2 cm from the center of the beam pipe. Centrality classes in U+U and Au+Au collisions are defined using the number of charged particle tracks reconstructed in the TPC within pseudorapidity $|\eta| < 0.5$ and passing within 3 cm of interaction vertex. We used scalar product method as well as the

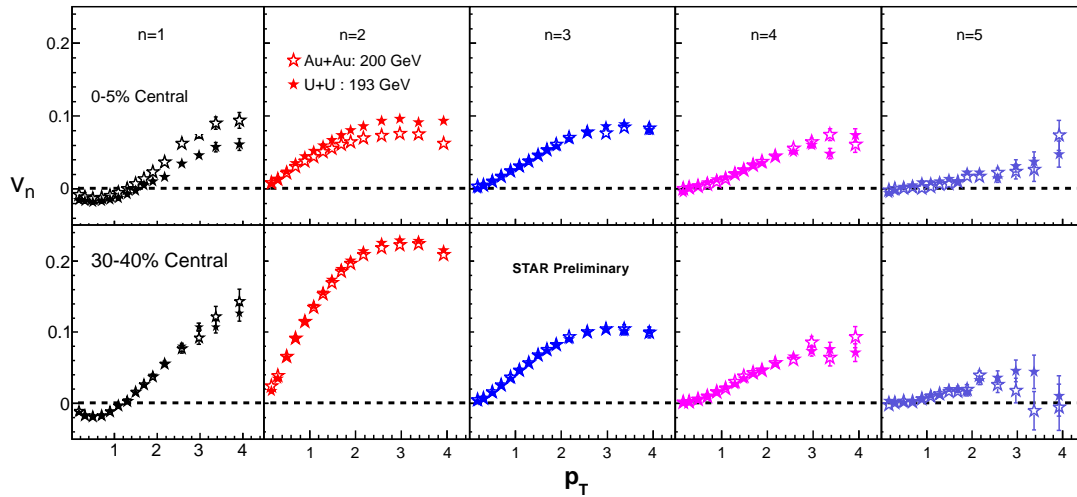


Figure 1. $v_n(p_T)$ measurement at 0-5% central in upper panels and 30-40% central collisions in the lower panels for U+U collisions at 193 GeV (solid stars) and for Au+Au collisions at 200 GeV (open stars).

event plane method to measure the signal [8]. In the scalar product method, the subevents were separated by η gap of 1.0 units between two subevents and at least 0.5 unit with the particle of interest and the subevent to which it is correlated. In the event plane method, the subevents were separated by η gap of 0.2 units. Larger pseudorapidity separation was desired but we are limited by the event plane resolution. To reduce the effects from high p_T particles in the estimation of the event plane, we used p_T weight only up to 2 GeV/c. The non-flow contribution from the jets/minijets is not known and might be a significant contributor to the systematic uncertainties especially at peripheral collisions.

3. Result and discussion

Results are presented with only statistical errors. In these studies, contribution from short range correlation such as Bose-Einstein correlations, coulomb interactions are studied using a pseudorapidity gap of at least 0.5 units in pseudorapidity between the event vector and the particle of interest using scalar product method. Results from both methods, scalar product with larger pseudorapidity gap and event plane method with smaller pseudorapidity gap are consistent

with each other, which suggests that non-flow contribution from short range correlations are small.

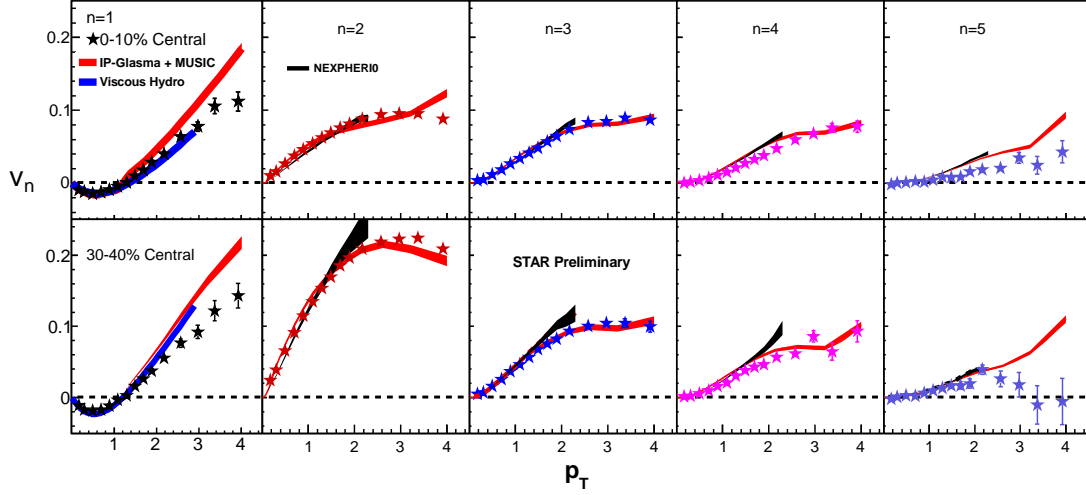


Figure 2. v_n measurement at 0-10% central in upper panels and mid central (30-40%) collisions in the lower panels as a function of p_T for Au+Au collisions at 200 GeV compared with various model calculations

The v_n of all charged hadrons, for $n = 1, 2, 3, 4$ and 5 as a function of p_T at various centralities, as shown in Fig. 1. The data for 0-5% centrality are shown in the upper panels, and for intermediate centrality (30-40%) in the lower panels. All v_n measurements show an increasing trend as a function of p_T . Except for v_2 , we observe very weak centrality dependence. Also shown are the same measurement from Au+Au collisions at 200 GeV for the comparisons. We observe the difference in v_n for $n = 1$ and $n = 2$ at 0-5% central between U+U and Au+Au collisions. This may hint to initial overlap geometry difference in the central collisions between two systems Au+Au and U+U collisions. The difference diminishes in higher harmonics and more peripheral collisions.

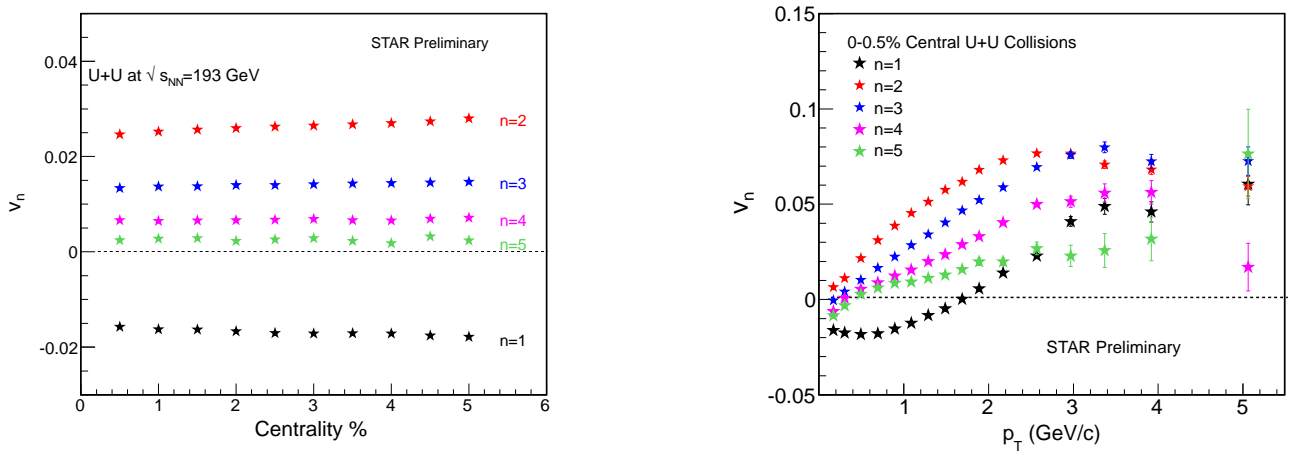


Figure 3. v_n as a function of centrality at 0-5% central collisions on left and v_n as a function of p_T at ultra central(0-0.5%) collisions on right

Fig. 2 shows the flow harmonics v_n for $n = 1$ to $n = 5$ as a function of p_T in 200 GeV Au+Au collisions compared to the model predictions. In the ideal hydrodynamic NeXSpheRIO calculation [9](shown in black line), the fluctuating initial condition is introduced from MC event generator Nexus. The IP-Glasma + Music [10] viscous hydrodynamic calculation (shown in red line) uses IP-Glasma initial condition and low viscosity setting of $\eta/s = 0.12$. For the viscous hydrodynamic calculation [11](shown in blue line), they use a smooth density profile with an added deformation to reproduce the data with low viscosity setting of $\eta/s = 0.16$. For lower harmonics and central collisions, the models with low viscosity setting and fluctuating initial condition or added deformation to the smooth initial density profile describe the data well however the model curve overshoot in the higher harmonics and peripheral collisions at high p_T

We also report measurement of v_n for 0-5% central U+U collisions taken with a dedicated central trigger. We subdivide 0-5% central bin into 10 smaller centrality bins upto most central 0-0.5% centrality. In Fig. 3 (a), v_n as a function of centrality for ultra central collisions is shown. Other than second harmonic coefficient, the v_n do not change in this centrality range. We observe small change for v_2 since it still has some contribution from initial overlap geometry. This observation suggests that there is still a small contribution from body-body collisions. In Fig. 3 (b), the v_1 signal along with v_2, v_3, v_4 and v_5 as a function of transverse momentum up to $p_T \sim 5$ GeV/c is shown for ultra central (0-0.5%) collisions. The most central 0-0.5% collisions is expected to have dominant contribution from tip-tip collisions. In these most central events we find that higher harmonics are also significant in magnitude compared with second harmonics in the intermediate transverse momentum. Contributions from higher harmonics should not be overlooked interpreting dihadron correlation data at intermediate transverse momentum. These higher harmonics may offer natural explanation to the novel ridge phenomena in heavy ion collisions [4]. Model comparisons with these new data may help us to better understand the medium properties.

4. Summary

We report the first measurement of azimuthal anisotropy v_n for $n=1-5$ as a function of transverse momentum p_T and centrality in U+U collisions at $\sqrt{s_{NN}} = 193$ GeV, recorded with the STAR detector at RHIC. Centrality dependence is weak for harmonics other than second harmonics. For higher harmonics and mid central collisions, $v_n(\text{U+U})$ is similar to $v_n(\text{Au+Au})$, the difference appears at central collisions for v_1 and v_2 . At intermediate p_T range 3-5 GeV/c, v_n 's are comparable to the v_2 signal in ultra central collisions. Model calculation specially at ultra central collisions may be useful to constrain the initial condition and transport coefficient of the medium produced in heavy ion collisions.

References

- [1] A. M. Poskanzer and S. A. Voloshin, Phys. Rev. C **58**, 1671 (1998).
- [2] A. P. Mishra *et al.*, Phys. Rev. C **77**, 064902 (2008)
- [3] Y. Pandit for the STAR Collaboration, arXiv:1211.7162 [nucl-ex]. K. Aamodt *et al.* (ALICE Collaboration), Phys. Rev. Lett. **107**, 032301 (2011)
- [4] P. Sorensen, B. Bolliet, A. Mocsy, Y. Pandit and N. Pruthi, Phys. Lett. B **705** 71 (2011). B. Alver and G. Roland, Phys. Rev. C **81**, 054905 (2010).
- [5] D. Teaney and L. Yan, Phys. Rev. C **83**, 064904 (2011).
- [6] C. Nepali *et al.*, Phys. Rev. C **73**, 2006.
- [7] M. Anderson *et al.*, Nucl. Instr. Meth. A **499**, 659 (2003).
- [8] Y. Pandit for the STAR Collaboration, arXiv:1305.0173[nucl-ex]
- [9] Retinskaya *et al.*, Phys. Rev. Lett. **109**, 202302(2012)
- [10] B. Schenke *et al.*, Phys. Rev. Lett. **110**, 012302 (2013).
- [11] E. Retinskaya *et al.*, Phys. Rev. Lett. **108**, 252302 (2012), M. Luzum and J. Y. Ollitrault, Phys. Rev. Lett. **106**, 102301 (2011).