

Study of Neutrino Oscillations in the OPERA experiment ‡

UMUT KOSE

On behalf of OPERA Collaboration

INFN Sezione di Padova,
I-35131 Padova, Italy

E-mail: umut.kose@cern.ch

Abstract. The OPERA experiment has been designed to perform the first detection of neutrino oscillations in direct appearance mode in the $\nu_\mu \rightarrow \nu_\tau$ channel, through the detection of the tau lepton produced in charged current interaction on an event by event basis. The detector is hybrid, being made of an emulsion/lead target and of electronic detectors. It exploited the CNGS muon neutrino beam from CERN to Gran Sasso, 730 km from the source. Runs with CNGS neutrinos were successfully carried out from 2008 to 2012. We report on the large data sample analysed so far and give our results on the search for $\nu_\mu \rightarrow \nu_\tau$ and $\nu_\mu \rightarrow \nu_e$ oscillations.

1. Introduction

Most of existing data on neutrino oscillations from the solar, atmospheric, reactor and accelerator experiments have established a framework of neutrino oscillations among three flavor neutrinos through the mixing of three mass eigenstates.

Atmospheric sector flavor conversion was first established by the Super-Kamiokande [1] and MACRO [2] experiments and then confirmed by the K2K [3] and MINOS [4] long-baseline experiments. The hypothesis of $\nu_\mu \rightarrow \nu_\tau$ oscillation origin is fitting well all the data. Moreover, the CHOOZ [5] and Palo Verde [6] reactor experiments ruled out indirectly the $\nu_\mu \rightarrow \nu_e$ channel as the dominant mode in the atmospheric sector. It is important to note that all of the experiments yielded positive evidence for neutrino oscillations on the disappearance of muon neutrinos from the atmospheric neutrino flux, with no explicit observation of the appearance of tau neutrinos and their Charged Current (CC) interactions.

The main goal of the OPERA experiment [7] is to perform a unique appearance observation of the oscillation products to confirm unambiguously the neutrino oscillation hypothesis in the atmospheric sector through the $\nu_\mu \rightarrow \nu_\tau$ channel. Although the neutrino beam is not optimized for it, OPERA is performing a study on subleading $\nu_\mu \rightarrow \nu_e$ oscillation search at atmospheric and high Δm^2 .

‡ Presented at the Lake Louise Winter 2013 Conference, Banff, Alberta, Canada, 17-23 February 2013.

In the following, the neutrino beam, the OPERA detector with its performances and the event-by-event analysis stream will be briefly reviewed. The neutrino oscillation results both on $\nu_\mu \rightarrow \nu_\tau$ and $\nu_\mu \rightarrow \nu_e$ will be discussed.

2. The neutrino beam and the OPERA detector

In order to study $\nu_\mu \rightarrow \nu_\tau$ oscillations in appearance mode in the atmospheric neutrino sector, the CERN Neutrinos to GranSasso (CNGS) neutrino beam [8] was designed and optimized by maximizing the number of ν_τ CC interactions at the Gran Sasso underground laboratory (LNGS) [9]. The average ν_μ beam energy is 17 GeV, well above tau production energy threshold. The $\bar{\nu}_\mu$ contamination is $\sim 4\%$ in flux, 2.1% in terms of interactions. The ν_e and $\bar{\nu}_e$ contaminations are lower than 1%, while the number of prompt ν_τ from D_s decay is negligible, $\mathcal{O}(10^{-6})$. The average L/E_ν ratio is 43 km/GeV, suitable for oscillation studies at atmospheric Δm^2 .

The CNGS completed its operation before the 2013 CERN accelerator complex shut-down on December 3, 2012. A total number of 17.97×10^{19} protons on target (pots) was accumulated since the beginning of the program in 2008. It corresponds to 80% of the CNGS beam originally foreseen, 22.5×10^{19} pots in 5 years.

The neutrino beam produced by the CERN-SPS is directed towards the OPERA detector, located in the LNGS in Italy, 730 km away from the neutrino source. The challenge of the experiment is the detection of the short lived τ^- lepton ($c\tau=87 \mu\text{m}$, decay length ~ 1 mm at the average CNGS beam energy) produced in the CC interaction of ν_τ .

The detector should match a large target mass to collect enough statistics and a very high spatial resolution to observe the τ lepton with high rejection power to limit background contamination. Therefore, the OPERA detector was designed as an hybrid detector made of two identical Super Modules (SM1 and SM2), each one formed by a target section and a muon spectrometer. The muon spectrometer is used to reconstruct and identify muons from ν_μ CC interactions and measure their momentum and charge. Each target section is organized in 31 vertical “walls”, transverse to the beam direction. Walls are filled with Emulsion Cloud Chamber units, “ECC bricks”, with an overall mass of 1.25 kton. Each wall is followed by double layers of scintillator planes, the Target Trackers (TT), used to locate neutrino interactions occurred within the target. An ECC brick consists of 56 lead plates of 1 mm thickness interleaved with 57 emulsion films. The lead plates serve as neutrino interaction target and the emulsion films as three-dimensional (3D) tracking detectors providing track coordinates with a sub-micron accuracy and track angles with a few mrad accuracy which is ideal for ν_τ interaction detection. The material of a brick along the beam direction corresponds to about 10 radiation lengths and 0.33 interaction length. The brick size is $10 \times 12.5 \times 8$ cm³ and its weight is about 8.3 kg.

The brick as stand alone detector also allows the momentum measurement of charged particles by Multiple Coulomb Scattering (MCS) and the separation of low energy π and μ by dE/dx measurements. Electromagnetic showers can be detected and unambiguously attributed to electrons, γ s or π^0 .

The experimental apparatus and techniques are described in detail elsewhere [7].

3. Event analysis in OPERA

All the events triggered by the neutrino beam spill the so-called “on-time” events, in coincidence with the two 10.5 μs long CNGS spills distant of 50 ms are considered for neutrino oscillation studies. Neutrino event analysis starts with the pattern recognition in the electronic detectors. Charged particle tracks produced in a neutrino interaction generate signals in the TT and in the muon spectrometer. These signals are used to classify the event as CC-like or Neutral Current (NC), like interactions based on the presence of at least a 3D reconstructed track identified as a muon in the event \S .

An automatic algorithm is applied to all on-time events in order to select the events contained in the emulsion target. A brick finding algorithm is applied then to select the brick with the maximum probability to contain the neutrino interaction which is extracted from the detector by an automated system, the Brick Manipulator System.

After extraction, the brick is validated by analysing the Changeable Sheet (CS) [10] doublet of films externally attached to it. The signal recorded in the CS films confirms the prediction of the electronic detector, or acts as veto and triggers a search in neighbouring bricks to find the correct ECC where the neutrino interaction has occurred. The measurement of emulsion films is performed through high-speed automated microscopes [11, 12] with a sub-micrometric position resolution and an angular resolution of the order of one milliradian.

If there is not any CS track compatible with the electronic detector tracks related to the event, the brick is returned back to the detector with a new CS doublet attached and the next brick in the probability list is extracted. This method allows to save the analysis time of the brick and minimize the loss of target mass. If any track originating from the interaction is detected in the CS, the brick is exposed to cosmic rays (for alignment purposes) and then depacked. The emulsion films are developed and sent to the scanning laboratories of the Collaboration for event location studies and decay search analysis.

3.1. Event Location

All track information from the CS analysis is used for a precise prediction of the tracks in the most downstream film of the brick (with an accuracy of about 100 μm). When found in this film, tracks are followed back from film to film. The scan-back procedure is stopped when no track candidate is found in three consecutive films; the lead plate just upstream the last detected track segment is defined as the vertex plate. In order to study the located vertices and reconstruct the events, a general scanning volume is defined with a transverse area of $1 \times 1 \text{ cm}^2$ along 5 films upstream and 10 films downstream of the stopping point. All track segments in this volume are collected and analysed. After rejection of the passing through tracks related to cosmic rays and of the tracks due to low energy particles, the tracks produced by the neutrino interaction can be selected and reconstructed.

\S if the reconstructed 3D track has a length times density value more than $660 \text{ g} \times \text{cm}^{-2}$, the event is classified as CC-like.

3.2. Decay Search

Once the neutrino interaction is located (mainly in lead plates), a decay search procedure is applied to detect possible short/long decays or interaction topologies on tracks attached to the primary vertex. For short decays, about 60%, the τ decays in the same lead plate in which the neutrino interaction occurs. The main signature of a τ candidate is the observation of a track with a significant impact parameter (IP) relative to the neutrino interaction vertex. The IP of primary tracks is smaller than $10 \mu\text{m}$ after excluding tracks produced by low momentum particles. For long decays, about 40%, the candidate event is selected on the basis either of the existence of a clear “kink” ($\theta_{kink} > 20 \text{ mrad}$) or of a secondary multiprong vertex from the decay in flight of a particle emerging from the neutrino interaction vertex.

When secondary vertices or kink topologies are found in the event, a kinematical analysis is performed, based on particle angles and momenta measured in the emulsion films. For charged particles up to about $6 \text{ GeV}/c$, momenta can be determined using the angular deviations produced by MCS of tracks in the lead plates with a resolution better than 22% [13]. For higher momentum particles, the measurement is based on the position deviations. The resolution is better than 33% on $1/p$ up to $12 \text{ GeV}/c$ for particles crossing an entire brick.

A γ -ray search is performed in the whole scanned volume by checking all tracks having an IP with respect to the primary or secondary vertices smaller than $800 \mu\text{m}$. The angular acceptance is $\pm 500 \text{ mrad}$. The γ -ray energy is estimated by a Neural Network algorithm that uses the number of segments, the shape of the electromagnetic shower and also the MCS of the leading particles.

The identification of an electron is essentially based on the detection of the associated electromagnetic shower. Since the size of the standard scanning volume is generally too short in the beam direction to contain the electromagnetic shower, a special electron-ID scan is performed on NC-like located events by extending the scanning volume. All primary tracks are extrapolated to the CS and the existence of electromagnetic shower associated to that tracks are investigated. If 3 or more tracks are found in the CS within 150 mrad angular and 2 mm spatial tolerances, around a given primary track, an additional volume along the candidate track is scanned. If the automatic algorithm based on a Neural Network reconstructs an electromagnetic shower, and if the primary track initiating the shower is recognized as a single track on the vertex emulsion film, the event is classified as a ν_e candidate event.

4. Neutrino Oscillations results

The results are based on the analysis of the first two years of data (2008-2009), which is completed [14], and of a 2010-2011 data sub-sample. For the sample currently under analysis and accumulated during the runs from 2010 to 2012, a pre-selection is applied that includes all NC-like events and CC-like events with a muon momentum below $15 \text{ GeV}/c$. At the time of the conference, 4505 neutrino interactions were fully analysed looking for decay topologies: two ν_τ neutrino events were found. At the time of writing these proceedings, with the extension of the analysed sample to events with one μ in

the final state a third τ candidate, coming from τ lepton decays to muon channel, was detected [15].

A systematic search of ν_e interaction was applied to 505 NC-like located events from 2008-2009 data, 19 ν_e candidates were detected.

In the following section, the results of the oscillation analyses are presented.

4.1. $\nu_\mu \rightarrow \nu_\tau$ oscillations

The ν_τ signature is given by the decay topology and kinematics of the short lived τ^- leptons produced in the interaction of $\nu_\tau N \rightarrow \tau^- X$ and decaying to one prong (μ, e or *hadron*) or three prongs, which are [16]:

$$\tau^- \rightarrow \mu^- \nu_\mu \bar{\nu}_\tau \quad \text{with} \quad BR = 17.36 \pm 0.05\% \quad (1)$$

$$\tau^- \rightarrow e^- \nu_e \bar{\nu}_\tau \quad \text{with} \quad BR = 17.85 \pm 0.05\% \quad (2)$$

$$\tau^- \rightarrow h^- (n\pi^0) \bar{\nu}_\tau \quad \text{with} \quad BR = 49.52 \pm 0.07\% \quad (3)$$

$$\tau^- \rightarrow 2h^- h^+ (n\pi^0) \bar{\nu}_\tau \quad \text{with} \quad BR = 15.19 \pm 0.08\% \quad (4)$$

4.1.1. First ν_τ Candidate: The first ν_τ candidate was observed in the 2008-2009 data sample and described in detail in [17]. The event has seven prongs at the primary vertex, out of which four are identified as originating from a hadron and three have a probability lower than 0.1% of being a muon, none being left by an electron. The parent track exhibits a kink topology and the daughter track is identified as produced by a hadron through its interaction. Its impact parameter with respect to the primary vertex is $(55 \pm 4) \mu\text{m}$ while the IP is smaller than $7 \mu\text{m}$ for the other tracks. Two γ -rays have been found pointing to the secondary vertex. The kinematical measurements of the interaction products passed all the selection cuts described in detail in the experiment proposal [18]. All the kinematical variables of the event and the cuts applied are given in Table 1.

The invariant mass of the two observed γ -rays is $120 \pm 20(\text{stat}) \pm 35(\text{syst}) \text{ MeV}/c^2$ supporting the hypothesis that they are emitted in a π^0 decay. The invariant mass of the charged decay daughter assumed to be a π^- and of the two γ -rays amount to $640_{-80}^{+125}(\text{stat})_{-90}^{+100}(\text{syst}) \text{ MeV}/c^2$, which is compatible with the $\rho(770)$ mass. So the decay mode of the candidate is consistent with the hypothesis $\tau^- \rightarrow \rho^- \nu_\tau$.

Table 1. Kinematical variables of the first ν_τ candidate event with specified criteria for $\tau \rightarrow \text{hadron}$ decay channel.

Variable	Measured	Selection criteria
Kink angle (mrad)	42 ± 2	>20
Angle ϕ (deg)	173 ± 2	>90
Decay length (μm)	1335 ± 35	Within 2 plates
P daughter (GeV/c)	12_{-3}^{+6}	>2
P_T daughter (MeV/c)	470_{-120}^{+230}	>300 (γ attached)
Missing P_T (MeV/c)	570_{-170}^{+320}	<1000

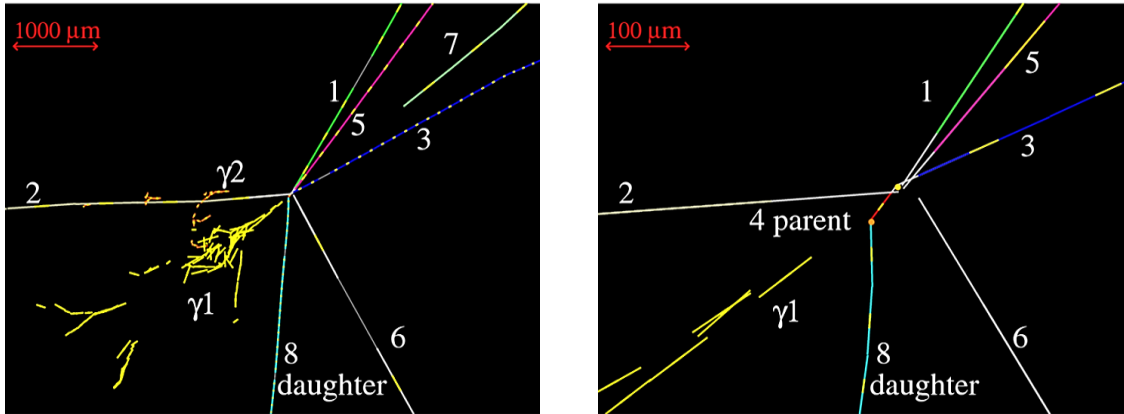


Figure 1. Display of the first ν_τ candidate event. Left: view transverse to the neutrino direction. Right: same view zoomed on the vertices. The short track named "4 parent" is the τ^- candidate.

4.1.2. Second ν_τ Candidate: The second ν_τ candidate was found in the 2011 data sample. As shown in Figure 2, the event is a 2 prong interaction with production of a short track with flight length of 1.54 mm (the τ lepton) and a longer track identified as a hadron. The interaction vertex lies in the lead plate between two emulsion films and one nuclear fragment has been associated to the primary vertex. The decay vertex of the τ lepton is in the plastic base in between the two sensitive layers of an emulsion film. No nuclear fragments have been found pointing to the decay vertex. The parent track left by the candidate, τ lepton, decays in three daughter particles, one of them reinteracting in emulsion after 10 lead plates, ~ 1.3 cm downstream of the decay point, and producing 2 charged tracks and four back-scattered nuclear fragments. The charged hadron at the primary vertex was followed downstream and found to stop after 2 walls. The momentum of the track has been evaluated to be $2.8^{+2.1}_{-2.5}$ GeV/c making highly unfavorable the hypothesis of a muon on the basis of the consistency between momentum and range. The daughter particles belonging to the decay are also identified as hadrons on the basis of momentum-range consistency checks. Since there are no muons at the primary vertex, satisfying all the specified criteria summarized in Table 2, the event is compatible with a $\tau \rightarrow 3$ hadrons decay channel candidate.

Table 2. Kinematical variables of the second ν_τ candidate event with specified criteria for $\tau \rightarrow 3$ hadrons decay channel.

Variable	Measured	Selection criteria
Kink angle (mrad)	42 ± 2	>20
Angle ϕ (deg)	173 ± 2	>90
P at 2^{ndry} vertex [GeV/c]	87.4 ± 1.5	>3.0
P_T at 1^{ry} vertex [GeV/c]	0.31 ± 0.11	<1.0
Min. invariant mass [GeV/c ²]	0.96 ± 0.13	$0.5 < m < 2.0$
Invariant mass [GeV/c ²]	0.80 ± 0.12	$0.5 < m < 2.0$

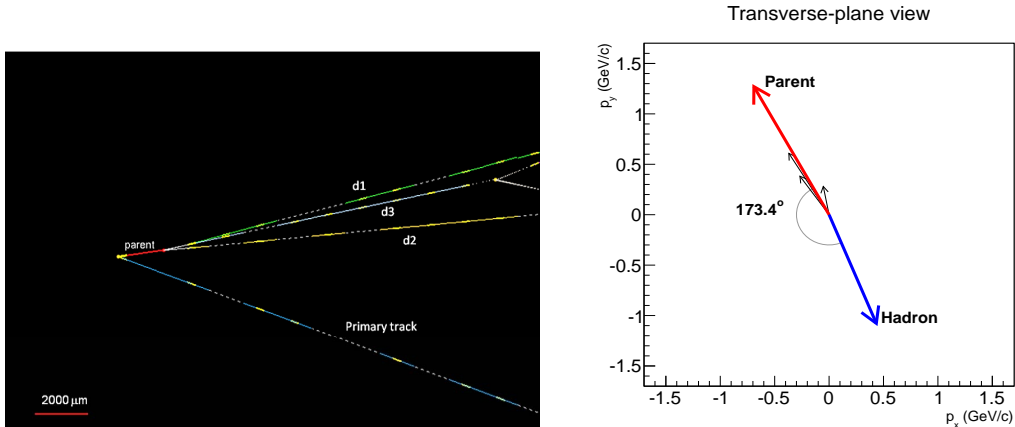


Figure 2. Left: Event display of the second ν_τ candidate; Right: CNGS transverse plane momentum balancing.

4.1.3. Charm Background: Charmed particles are produced in about 4% of ν_μ CC interactions at the CNGS energy. They have lifetimes similar to that of the τ lepton and have most of the decay topologies in common. These considerations show how the study of the production of charmed particles in the OPERA experiment is useful to validate the procedures used for the selection and identification of ν_τ interaction candidates. The number of charm decays found so far in the data taken from 2008-2011 is 49 with an expectation of 51 ± 7.5 events.

The statistical significance of the observation of two ν_τ candidate events is under evaluation, along with the recomputation of efficiencies for signal and background, taking into account different sample selections. The preliminary number of expected ν_τ in the analysed data sample is 2.1, with preliminary background estimation of 0.2 events.

4.2. $\nu_\mu \rightarrow \nu_e$ oscillations

Thanks to the capability of electron identification and to the small contamination of ν_e in the CNGS neutrino beam, the experiment has also performed a $\nu_\mu \rightarrow \nu_e$ oscillation search [19].

The experiment searched for the appearance of ν_e in the CNGS neutrino beam using the data collected in 2008 and 2009, corresponding to an integrated intensity of 5.25×10^{19} pot. The systematic ν_e search was applied on 505 NC-like located events, as mentioned in section 3.2. 19 ν_e candidate events were detected with an expectation of 19.4 ± 2.8 (syst) events from beam contamination and 1.4 event from oscillation. Apart from the beam contamination, two main sources of background are considered for ν_e search: (1) π^0 misidentified as an electron in neutrino interactions without a reconstructed muon, and (2) ν_τ CC interactions with the decay of the τ into an electron. The first background contribution has been evaluated directly from the data and it was found to be 0.2 ± 0.2 event. While the second one computed by MC simulation assuming $\nu_\mu \rightarrow \nu_\tau$ oscillation in a three flavour neutrino mixing scenario

using up-to-date oscillation parameters; the background was found to be 0.3 ± 0.1 . The total ν_e background events was estimated to be 19.8 ± 2.8 (syst). This number is in agreement with the 19 observed ν_e candidate events. The energy of each event was estimated by applying a correction function (using a simulation of ν_e CC interactions in the OPERA detector to find a correlation between neutrino energy and hadronic energy) on the hadronic energy measured in the electronic detector. Figure 3 shows the reconstructed energy distribution of the 19 ν_e candidates, compared with the expected reconstructed energy spectra of the ν_e beam contamination, the oscillated ν_e and the backgrounds (1) and (2), normalized to the number of pots analysed.

To increase the signal to background ratio, events selection with an energy lower than 20 GeV was applied. Within this cut, we observed 4 events with an expectation of 4.2 events from ν_e beam contamination and 0.4 events from backgrounds (1) and (2). The number of observed events is compatible with the non-oscillation hypothesis and yields an upper limit $\sin^2 2\theta_{13} < 0.44$ (90% C.L.).

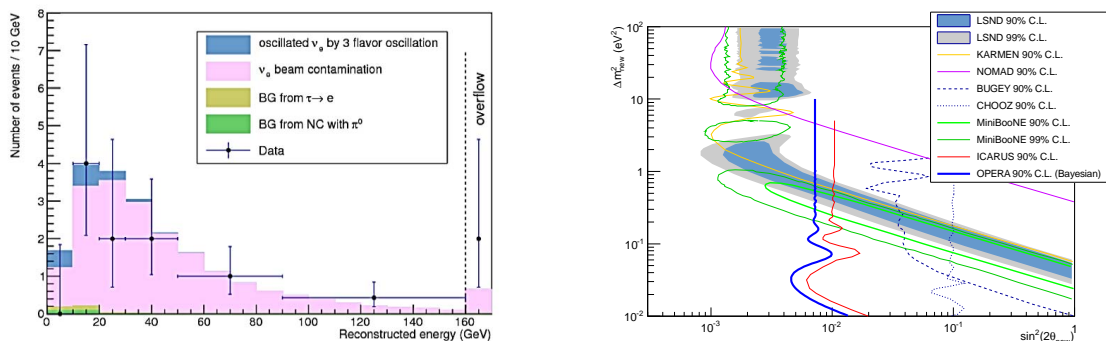


Figure 3. Left: Distribution of the reconstructed energy of the ν_e events and expected spectrum from different sources, normalized to the number of pots analysed. Right: The exclusion plot for the parameters of the non-standard $\nu_\mu \rightarrow \nu_e$ oscillation, obtained from this analysis using the Bayesian method, is shown. The other limits shown, mostly using frequentist methods, are from KARMEN ($\bar{\nu}_\mu \rightarrow \bar{\nu}_e$ [22]), BUGEY ($\bar{\nu}_e$ disappearance [23]), CHOOZ ($\bar{\nu}_e$ disappearance [24]), NOMAD ($\nu_\mu \rightarrow \nu_e$ [25]) and ICARUS ($\nu_\mu \rightarrow \nu_e$ [26]). The regions corresponding to the positive indications reported by LSND ($\bar{\nu}_\mu \rightarrow \bar{\nu}_e$ [20]) and MiniBooNE ($\nu_\mu \rightarrow \nu_e$ and $\bar{\nu}_\mu \rightarrow \bar{\nu}_e$ [21]) are also shown.

OPERA sets an upper limit for a non-standard ν_e appearance in the parameter space suggested by the results of the LSND [20] and MiniBooNE [21] experiments. One mass scale dominance approximation with new oscillation parameters θ_{new} and large Δm_{new}^2 ($> 0.1 \text{eV}^2$) have been considered. An expectation of 9.4 ± 1.3 (syst) events was made for an energy < 30 GeV (optimal cut on the reconstructed energy in terms of sensitivity), while 6 events have been found in the data.

The 90% C.L. upper limit on $\sin^2 2\theta_{new}$ is computed by comparing the expectation from oscillation and background, with the observed number of events.

Given the underfluctuation of the data, a Bayesian statistical approach has been used to determine the upper limit and the exclusion plot shown in Figure 3. For comparison, results from other experiments, working at different L/E regimes, are also reported in this figure. For large Δm_{new}^2 values, the 90% C.L. upper limit on

$\sin^2 2\theta_{new}$ reaches 7.2×10^{-3} , while the sensitivity corresponding to the analysed statistics is 10.4×10^{-3} .

5. Conclusions

The physics run of the OPERA experiment started in 2008 and ended on December 2012. In total 17.97×10^{19} pots were collected, corresponding to about 80% foreseen value of 22.5×10^{19} pots. So far 4505 neutrino interactions have been fully analysed looking for tau lepton decay topologies and 3 ν_τ candidate events have been observed.

A systematic search for ν_e CC interactions was performed searching for sub leading $\nu_\mu \rightarrow \nu_e$ oscillations. Using 5.3×10^{19} pots with 505 located NC-like events from 2008-2009 data, 19 ν_e candidates have been detected with an expectation of 19.8 ± 2.8 (syst) events, a result compatible with the non-oscillation hypothesis. Using the same data sample, OPERA set an upper limit in the parameter space available for a non-standard ν_e appearance indicated by LSND and MiniBooNE experiments.

References:

- [1] Y. Fukuda *et al.* [Super-Kamiokande Collaboration], Phys. Rev. Lett. **81**, 1562 (1998).
- [2] M. Ambrosio *et al.* [MACRO Collaboration], Eur. Phys. J. C **36**, 323 (2004).
- [3] M.H. Ahn *et al.* [K2K Collaboration], Phys. Rev. D **74**, 072003 (2006).
- [4] D.G. Michael *et al.* [MINOS Collaboration], Phys. Rev. Lett. **101**, 131802 (2008).
- [5] M. Apollonio *et al.* [CHOOZ Collaboration], Eur. Phys. J. C **27**, 331 (2003).
- [6] A. Piepke [Palo Verde Collaboration], Prog. Part. Nucl. Phys. **48**, 113 (2002).
- [7] R. Acquafredda *et al.* [OPERA Collaboration] JINST **4** (2009) P04018.
- [8] CNGS *project*, <http://proj-cngs.web.cern.ch/prj-cngs/>
- [9] LNGS *web site* <http://www.lngs.infn.it/>
- [10] A. Anokhina *et al.* [OPERA Collaboration] JINST **3** (2008) P07005 [arXiv:0804.1985 [physics.ins-det]].
- [11] N. Armenise *et al.*, Nucl. Instrum. Methods A **551**, 261 (2005);
M. De Serio *et al.*, Nucl. Instrum. Methods A **554**, 247 (2005);
L. Arrabito *et al.*, Nucl. Instrum. Methods A **568**, 578 (2006).
- [12] K. Morishima, T. Nakano, JINST **5** (2010) P04011.
- [13] N. Agafonova *et al.* [OPERA Collaboration], New J. Phys. **14**, 013026 (2012) [arXiv:1106.6211 [physics.ins-det]];
M. De Serio *et al.*, Nucl. Instrum. Methods A **512**, 539 (2003);
M. Besnier PhD. Thesis, Universite de Savoie, 2008, LAPP-T-2008-02.
- [14] N. Agafonova *et al.* [OPERA Collaboration], New J. Phys. **14**, 033017 (2012) [arXiv:0903.2973v1 [hep-ex]].
- [15] “New results of the OPERA experiment”, LNGS seminar given by G. de Lellis;
“OPERA observed a third neutrino tau”, INFN press release, 26.03.2013.
- [16] J. Beringer *et al.* [Particle Data Group], Phys. Rev. D **86**, 010001 (2012).
- [17] N. Agafonova *et al.* [OPERA Collaboration], Phys. Lett. B **691**, 138 (2010) [arXiv:1006.1623 [hep-ex]].
- [18] M. Guler *et al.* [OPERA Collaboration], CERN-SPSC-2000-028; LNGS P25/2000.
- [19] N. Agafonova *et al.* [OPERA Collaboration], arXiv:1303.3953 [hep-ex].
- [20] A. Aguilar-Arevalo *et al.* [LSND Collaboration], Phys. Rev. D **64**, 112007 (2001) [hep-ex/0104049].

- [21] A. A. Aguilar-Arevalo *et al.* [MiniBooNE Collaboration], Phys. Rev. Lett. **98**, 231801 (2007) [arXiv:0704.1500 [hep-ex]];
A. A. Aguilar-Arevalo *et al.* [MiniBooNE Collaboration], Phys. Rev. Lett. **105**, 181801 (2010) [arXiv:1007.1150 [hep-ex]];
A. A. Aguilar-Arevalo *et al.* [MiniBooNE Collaboration] [arXiv:1207.4809 [hep-ex]].
- [22] B. Armbruster *et al.* [KARMEN Collaboration], Phys. Rev. D **65**, 112001 (2002) [hep-ex/0203021].
- [23] Y. Declais *et al.*, Nucl. Phys. B **434**, 503 (1995).
- [24] M. Apollonio *et al.* [CHOOZ Collaboration], Phys. Lett. B **466**, 415 (1999) [hep-ex/9907037].
- [25] P. Astier *et al.* [NOMAD Collaboration], Phys. Lett. B **570**, 19 (2003) [hep-ex/0306037].
- [26] M. Antonello *et al.* [ICARUS Collaboration], Eur. Phys. J. C **73**, 2345 (2013) [arXiv:1209.0122 [hep-ex]].