

Interdiction Problems on Planar Graphs

Feng Pan¹ and Aaron Schild²

¹D-6, Los Alamos National Laboratory, fpan@lanl.gov

²Princeton University, aschild@princeton.edu

April 3, 2019

Abstract

We introduce approximation algorithms and strong NP-completeness results for interdiction problems on planar graphs. Interdiction problems are leader-follower games in which the leader is allowed to delete a certain number of edges from the graph in order to maximally impede the follower, who is trying to solve an optimization problem on the impeded graph. We give a multiplicative $(1 + \epsilon)$ -approximation algorithm for the weighted maximum matching interdiction problem on weighted planar graphs. The algorithm runs in pseudo-polynomial time for each fixed $\epsilon > 0$. We also show that that weighted maximum matching interdiction remains strongly NP-complete on planar graphs. In the process, we show that the budget-constrained flow improvement, directed shortest path interdiction, and minimum perfect matching interdiction problems are strongly NP-complete on planar graphs. To our knowledge, our budget-constrained flow improvement result is the first planar NP-completeness proof that uses a one-vertex crossing gadget.

1 Introduction

Interdiction problems are often used to understand the robustness of solutions to combinatorial optimization problems on graphs. For any optimization problem on a graph, one can formulate an interdiction variant by creating a leader-follower game. In edge interdiction problems, every edge of the graph has an interdiction cost associated with it. The leader is given a budget and is allowed to delete any set of edges with total cost no more than the given budget. The follower then solves the given optimization problem on the remaining graph. The leader wants to pick the set of edges to delete that impedes the follower as much as possible.

In this paper, we focus on edge interdiction problems relating to shortest path interdiction, maximum flow interdiction, and matching interdiction problems. We give formal definitions for the maximum matching interdiction, budget-constrained maximum flow, shortest path interdiction, and minimum perfect matching interdiction problems here.

For a given directed graph G with a nonnegative edge capacities, let $\alpha(G, s, t)$ denote the value of the maximum flow from s to t . The Budget-Constrained Flow Improvement Problem (BCFIP) [18], a problem that is closely related to the maximum flow interdiction problem, is defined as follows:

Input: A directed graph $G = (V, E)$ with a capacity function $w : E \rightarrow \mathbb{Z}_{\geq 0}$, a transport cost function $c : E \rightarrow \mathbb{Z}_{\geq 0}$, an integer budget $B > 0$, and two distinct distinguished nodes $s, t \in V$.

Output: The subset $I \subseteq E$ with $c(I) \leq B$ that maximizes $\alpha(G[I], s, t)$, where $G[I]$ denotes the subgraph of G induced by the edges in I .

Let $\alpha_B^E(G, s, t)$ denote the optimal value for BCFIP.

A *matching* in a graph is a set of edges such that no two edges share an endpoint. For an edge-weighted graph $G = (V, E)$ with edge weight function $w : E \rightarrow \mathbb{Z}_{\geq 0}$, let $\nu(G)$ be the weight of a maximum weight matching in G . The Maximum Matching Edge Interdiction Problem (MMEIP), originally defined by Zenklusen in [21], is defined as follows:

Input: An edge-weighted graph $G = (V, E)$ with a weight function $w : E \rightarrow \mathbb{Z}_{\geq 0}$, an interdiction cost function $c : E \rightarrow \mathbb{Z}_{\geq 0}$, and an integer interdiction budget $B > 0$.

Output: The subset $I \subseteq E$ with $c(I) \leq B$ that minimizes $\nu(G \setminus I)$.

Let $\nu_B^E(G)$ denote the optimal value for MMEIP.

Let $\rho(G, u, v)$ denote the total weight of a shortest path between u and v in an edge-weighted graph G . DSPEIP is defined as follows:

Input: An edge-weighted directed graph $G = (V, E)$ with a weight function $w : E \rightarrow \mathbb{Z}_{\geq 0}$, an interdiction cost function $c : E \rightarrow \mathbb{Z}_{\geq 0}$, an integer interdiction budget $B > 0$, and two distinct nodes $u, v \in V$.

Output: The subset $I \subseteq E$ with $c(I) \leq B$ that maximizes $\rho(G \setminus I, u, v)$.

Let $\rho_B^E(G, u, v)$ denote the optimal value for DSPEIP.

A *perfect matching* in a graph is a matching such that every vertex in the graph is incident with some edge in the matching. For an edge-weighted graph G , let $\mu(G)$ denote the weight of the minimum weight perfect matching if it exists. If no perfect matching exists in G , let $\mu(G) = \infty$. We introduce the Minimum Perfect Matching Edge Interdiction Problem (MPMEIP) as follows:

Input: An edge-weighted graph $G = (V, E)$ with edge weight function $w : E \rightarrow \mathbb{Z}_{\geq 0}$, interdiction cost function $c : E \rightarrow \mathbb{Z}_{\geq 0}$, and interdiction budget $B > 0$. It is assumed that, for every set $I \subseteq E$ with $c(I) \leq B$, $G \setminus I$ has a perfect matching.

Output: The subset $I \subseteq E$ with $c(I) \leq B$ that maximizes $\mu(G \setminus I)$.

Let $\mu_B^E(G)$ denote the optimal value for MPMEIP.

1.1 Prior work

Interdiction problems have practical applications in assessing the robustness of infrastructure networks. Some previous applications include drug trafficking [20], military planning [8], protecting utility networks from terrorist attacks [17], and controlling the spread of an infection [2].

Many researchers have worked towards understanding the complexity of interdiction problems on general graphs. BCFIP is known to be strongly NP-complete on bipartite graphs and weakly NP-complete on series parallel graphs [18]. Directed shortest path interdiction is strongly NP-complete on general graphs [14] and is strongly NP-hard to approximate within any factor better than 2 on general graphs [13]. A node-wise variant of the shortest path interdiction problem is solvable in polynomial time [13]. Heuristic solutions are known for shortest path interdiction. Israeli and Wood [12] gave a MIP formulation and used Benders' Decomposition to solve it efficiently on graphs with fewer than 5000 vertices.

The maximum flow interdiction problem is strongly NP-hard on general graphs, though a continuous variant of the problem has a pseudoapproximation that for every $\epsilon > 0$ either returns a solution within a $1 + \frac{1}{\epsilon}$ -factor of the optimum or returns a better than optimal solution that uses at most $1 + \epsilon$ times the allocated budget [5, 20]. A standard integer programming formulation of the maximum flow interdiction problem, even after adding two families of valid inequalities, has an integrality gap of $\Omega(n^{1-\epsilon})$ for all $\epsilon \in (0, 1)$ [1].

MMEIP is strongly NP-complete on bipartite graphs, even with unit edge weights and interdiction costs. Zenklusen [21] introduced a constant factor approximation algorithm for MMEIP on graphs with unit edge weights. This algorithm makes use of iterative LP rounding. Zenklusen [21] also showed that MMEIP is solvable in pseudo-polynomial time on graphs with bounded treewidth.

Fewer researchers have worked on interdiction problems restricted to planar graphs. Phillips [15] gave a pseudo-polynomial time algorithm for the directed maximum flow edge interdiction problem. Zenklusen [22] extended this algorithm to allow for some vertex deletions and showed that the planar k -densest subgraph problem reduces to maximum flow interdiction with multiple sources and sinks on planar graphs. Zenklusen [21] left the complexity of matching interdiction on planar graphs as an open problem.

1.2 Our contributions

In this paper, we give a pseudo-polynomial time approximation scheme for MMEIP on undirected planar graphs. A *pseudo-polynomial time approximation scheme* (Pseudo-PTAS) is an algorithm that takes a parameter $\epsilon \in (0, 1)$ as additional input and outputs a solution with objective value within a multiplicative $(1 + \epsilon)$ -factor of the optimum (or a $(1 - \epsilon)$ factor for maximization problems). Furthermore, the algorithm terminates in pseudo-polynomial time for fixed ϵ . In Section 3, we give an algorithm that achieves the following guarantee:

Theorem 1.1. Let I be an edge set with $c(I) \leq B$ that minimizes $\nu(G \setminus I)$. There is an algorithm that, for every $\epsilon > 0$, returns a set \hat{I} of edges for which

$$\nu(G \setminus \hat{I}) \leq (1 + \epsilon)\nu(G \setminus I)$$

and $c(\hat{I}) \leq B$. Furthermore, for every fixed ϵ , the algorithm runs in polynomial time with respect to the size of the graph, the sum of the edge weights, and the sum of the interdiction costs of all edges (pseudo-polynomial time).

We also show that BCFIP, DSPEIP, MPMEIP, and MMEIP are strongly NP-complete even on planar graphs. In Sections 4, 5, 6, and 7 respectively, we prove the following results:

Theorem 1.2. It is strongly NP-complete to decide, given an integer budget $B > 0$ and an integer $k \geq 0$, whether or not $\alpha_B^E(G, s, t) > k$, even when G is a directed planar graph and s and t border a common face.

Theorem 1.3. Given an edge-weighted directed planar graph G , it is strongly NP-complete to decide, given an integer budget $B > 0$ and an integer $k \geq 0$, whether or not $\rho_B^E(G, u, v) > k$.

Theorem 1.4. Given an edge-weighted undirected bipartite planar graph G , it is strongly NP-complete to decide, given an integer budget $B > 0$ and an integer $k \geq 0$, whether or not $\mu_B^E(G) > k$.

Theorem 1.5. Given an edge-weighted undirected bipartite planar graph G , it is strongly NP-complete to decide, given an integer budget $B > 0$ and an integer $k \geq 0$, whether or not $\nu_B^E(G) < k$.

Our complexity results confirm the fact that the planar cut-cycle duality and dynamic programming techniques used to solve maximum flow interdiction on planar graphs [15] cannot be used to obtain exact algorithms for other interdiction problems. The strong NP-completeness of MMEIP on planar graphs implies that our Pseudo-PTAS is optimal with respect to approximation ratio, resolving the question asked by Zenklusen [21] about the complexity of MMEIP on planar graphs.

To obtain our Pseudo-PTAS for MMEIP, we extend Baker’s technique for interdiction problems on planar graphs. We give two simple conditions for local maximization problems on graphs that guarantee the existence of a (Pseudo-)PTAS for their interdiction variants. For an undirected graph G , let $\zeta(G)$ be a real-valued function on undirected graphs with the following two properties:

1. (P1) For any subgraph $H \subseteq G$, $\zeta(H) \leq \zeta(G)$.
2. (P2) For a partition of the edge set $E_1 \cup E_2 = E$ of G , $\zeta(G[E_1]) + \zeta(G[E_2]) \geq \zeta(G)$, where $G[E_i]$ denotes the subgraph of G induced by the edges in E_i for $i \in \{1, 2\}$.

Consider an interdiction cost function $c : E \rightarrow \mathbb{Z}_{\geq 0}$. If a set $I \subseteq E$ with $c(I) \leq B$ that minimizes $\zeta(G \setminus I)$ (the interdiction variant of ζ) can be computed in (pseudo-)polynomial time for graphs G with bounded treewidth, then we show that there is a (Pseudo-)PTAS for the interdiction variant of ζ on planar graphs. We show that maximum weight matchings satisfy these conditions, which we show gives a Pseudo-PTAS for MMEIP.

To show that the BCFIP problem is strongly NP-complete on directed planar graphs, we introduce a novel crossing removal technique. Prior NP-completeness results on planar graphs (e.g. [7, 6, 19]) reduce problems on general graphs to their counterparts on planar graphs by replacing edge crossings with a constant-size graph called a *crossing gadget*. While crossing gadgets are known for many different problems, they change the numerical value of the solution and, therefore, cannot be approximation-preserving. While our reduction is not approximation-preserving, it does preserve the optimal value. We start by offering a new method for showing that BCFIP is strongly NP-complete on general graphs. This method uses a reduction from the maximum independent set problem. We note that if no two crossing edges have the same capacity, then we can add one vertex at every crossing without changing the value of the maximum flow in which every edge has no flow or full flow. We exploit the observation by introducing a swepline technique that assigns weights and costs to the edges in order to ensure that an optimal BCFIP flow must use full flow or no flow at all edges.

We then show that the reduction from maximum flow interdiction (with source and sink on the same face) to multi-objective shortest path on planar graphs [15] also gives an approximation-preserving reduction from $s - t$ planar BCFIP to shortest path interdiction on directed planar graphs. A well-known reduction from the shortest path problem to the assignment problem [10] fails to preserve planarity. We give a new approximation-preserving reduction that reduces directed shortest path interdiction to minimum perfect matching interdiction on planar graphs. Finally, we reduce minimum perfect matching interdiction to MMEIP on planar graphs using edge weight manipulations. Our results distinguish BCFIP, shortest path interdiction, minimum perfect matching interdiction, and MMEIP from the maximum flow interdiction problem, which is solvable in pseudo-polynomial time on planar graphs.

In Section 2, we give some notation that we use throughout this paper. In Section 3, we present our Pseudo-PTAS for MMEIP. In Section 4, we prove that BCFIP is strongly NP-complete on planar graphs. In Section 5, we reduce BCFIP to directed shortest path interdiction on planar graphs. In Section 6, we reduce directed shortest path interdiction to minimum perfect matching interdiction.

In Section 7, we reduce minimum perfect matching interdiction to MMEIP. We conclude with Section 8, in which we discuss open problems relating to interdiction.

2 Preliminaries

For a (undirected or directed) graph G , let $V(G)$ denote its vertex set and $E(G)$ denote its edge set. Edges in a directed graph are denoted by ordered pairs (u, v) for $u, v \in V(G)$, while edges in an undirected graph are denoted by unordered pairs $\{u, v\}$. For a (undirected or directed) graph G , let $G[U]$ denote the subgraph induced by the vertices in $U \subseteq V(G)$, i.e. the subgraph of G for which $V(G[U]) = U$ and $E(G[U]) = \{\{u, v\} \in E(G) : u, v \in U\}$ (undirected graph, for a directed graph replace $\{u, v\}$ with (u, v)). For $F \subseteq E(G)$, let $G[F]$ denote the subgraph of G induced by the edges in F , i.e. the graph with $V(G[F]) = \{v \in V(G) : \exists w \{w, v\} \in F\}$ (undirected) or $V(G[F]) = \{v \in V(G) : \exists w (w, v) \in F \vee (v, w) \in F\}$ (directed) and $E(G[F]) = F$.

For a set $S \subseteq V(G)$, let $\delta(S) \subseteq E(G)$ be the set of edges with exactly one endpoint in S . For a directed graph, let $\delta^+(S) = \{(u, v) \in E(G) : u \in S, v \notin S\}$ and let $\delta^-(S) = \{(u, v) \in E(G) : u \notin S, v \in S\}$. Note that $\delta(S) = \delta^-(S) \cup \delta^+(S)$ for any $S \subseteq V(G)$ if G is directed. For a vertex $v \in V(G)$, let $\delta(v) = \delta(\{v\})$, $\delta^+(v) = \delta^+(\{v\})$, and $\delta^-(v) = \delta^-(\{v\})$. For any function $f : E(G) \rightarrow \mathbb{R}$ and $F \subseteq E(G)$, let $f(F) = \sum_{e \in F} f(e)$.

For a set S , let $\mathcal{P}(S)$ denote its power set. For an undirected graph G , a tree decomposition [16, 9] of G is a pair $(T, \mathcal{B} : V(T) \rightarrow \mathcal{P}(V(G)))$ where T is a tree. Furthermore, f has the following properties:

- $\cup_{w \in V(T)} \mathcal{B}(w) = V(G)$
- For all $\{u, v\} \in E(G)$, there is some $w \in V(T)$ such that $u, v \in \mathcal{B}(w)$.
- For any $v \in V(G)$, let $U_v \subseteq V(T)$ be the set of vertices $w \in V(T)$ for which $v \in \mathcal{B}(w)$. Then, $T[U_v]$ is connected.

Let $k_T = \max_{w \in V(T)} |\mathcal{B}(w)| - 1$ denote the *width* of T . The treewidth of G is the minimum width of any tree decomposition of G .

For an integer $k > 0$, call an undirected graph G a k -outerplanar graph if it is planar and every vertex of G is at most $k-1$ edges away from a distinguished face called the infinite face. Bodlaender [4] showed the following theorem:

Theorem 2.1. k -outerplanar graphs have treewidth at most $3k - 1$. Furthermore, a tree decomposition of width at most $3k - 1$ can be found in $O(kn)$ time.

3 A Pseudo-PTAS for maximum matching interdiction

In this section, we introduce a pseudo-polynomial time approximation scheme for the maximum matching interdiction problem (MMEIP). We use many ideas from Baker's framework introduced in [3]. First, we will prove the following three properties of maximum weight matchings, which encapsulate our use of the structure of matchings to obtain a Pseudo-PTAS:

Proposition 3.1. Let G be an edge-weighted graph with weight function $w : E(G) \rightarrow \mathbb{Z}_{\geq 0}$ and let H be a subgraph of G . Then, $\nu(H) \leq \nu(G)$.

Proof. All matchings in H are matchings in G , so the result follows. \square

Proposition 3.2. Let G be an edge-weighted graph with weight function $w : E(G) \rightarrow \mathbb{Z}_{\geq 0}$. Consider any $F \subseteq E(G)$. Let G_1 be the subgraph of G induced by the edge set F and let G_2 be the subgraph of G induced by the edge set $E(G) \setminus F$. Then, $\nu(G) \leq \nu(G_1) + \nu(G_2)$.

Proof. Consider a maximum weight matching M of G . Note that $M \cap E(G_1)$ is a matching in G_1 and that $M \cap E(G_2)$ is a matching of G_2 . Since $E(G_1) \cap E(G_2) = \emptyset$,

$$\nu(G) = w(M) = w(M \cap E(G_1)) + w(M \cap E(G_2)) \leq \nu(G_1) + \nu(G_2)$$

as desired. \square

Proposition 3.3. Let G be an edge-weighted graph with weight function $w : E(G) \rightarrow \mathbb{Z}_{\geq 0}$. Pick any node $v \in V(G)$ and do a breadth-first search starting from v and label the vertices of G with their distance from v . Let E_i be the set of edges from vertices with label i to vertices with label $i+1$. Fix an integer $k > 1$. For all $i \in \{0, 1, \dots, k-1\}$, let $F_i = \cup_{j=0}^{\lfloor \frac{r-i}{k} \rfloor} E_{i+jk}$, where r is the number of labels, and let G_i be the subgraph of G induced by F_i . Then,

$$\sum_{i=0}^{k-1} \nu(G_i) \leq 2\nu(G)$$

Proof. Note that for $k > 1$, no edge in E_{i+jk} shares an endpoint with any edge in $E_{i+j'k}$ for $j \neq j'$. Therefore, if \widehat{G}_i denotes the subgraph of G induced by E_i , then

$$\nu(G_i) = \sum_{j=0}^{\lfloor \frac{r-i}{k} \rfloor} \nu(\widehat{G}_{i+jk})$$

Let $F' = \cup_{j=0}^{\lfloor \frac{r}{2} \rfloor} E_{2j}$ and let $F'' = \cup_{j=0}^{\lfloor \frac{r-1}{2} \rfloor} E_{2j+1}$. Let G' be the subgraph of G induced by F' and let G'' be the subgraph of G induced by F'' . Then, reindexing shows that

$$\sum_{i=0}^{k-1} \nu(G_i) = \sum_{j=0}^r \nu(\widehat{G}_j) = \nu(G') + \nu(G'') \leq 2\nu(G)$$

\square

Now, we will use these properties to construct a Pseudo-PTAS. We will use Zenklusen's algorithm for bounded treewidth graphs in [21] as a subroutine. Consider the following algorithm:

Data: An edge-weighted graph G with edge weight function $w : E(G) \rightarrow \mathbb{Z}_{\geq 0}$, interdiction cost function $c : E(G) \rightarrow \mathbb{Z}_{\geq 0}$, interdiction budget $B \geq 0$, and an approximation threshold $\epsilon > 0$

Result: An interdiction set $\hat{I} \subseteq E(G)$ with $c(\hat{I}) \leq B$

Let $k = \lceil \frac{2}{\epsilon} \rceil$;

Do a BFS of G from v to obtain edge sets $\{E_i\}_{i=0}^r$;

foreach $i \in \{0, 1, \dots, k-1\}$ **do**

Let $F_i = \cup_{j=0}^{\lfloor \frac{r-i}{k} \rfloor} E_{i+jk}$;

Let G_i be the subgraph of G induced by $E(G) \setminus F_i$;

Let H_i be the subgraph of G induced by F_i ;

for $b = 0, b \leq B, b = b + 1$ **do**

Run Zenklusen's Algorithm on G_i with budget b to obtain a set $I_{ib1} \subseteq E(G_i)$;

Run Zenklusen's Algorithm on H_i with budget $B - b$ to obtain a set $I_{ib2} \subseteq E(H_i)$;

Let $I_{ib} = I_{ib1} \cup I_{ib2}$;

end

end

Return the set I_{ib} for $i \in \{0, 1, \dots, k-1\}$ and $b \in \{0, 1, \dots, B\}$ that minimizes $\nu(G \setminus I_{ib})$;

Algorithm 1: Algorithm for MMEIP on planar graphs and apex-minor-free graphs

We prove Theorem 1.1 by proving two theorems about the performance of Algorithm 1. We restate them here:

Theorem 3.4 (Approximation guarantee for Algorithm 1). Let I be an edge set with $c(I) \leq B$ that minimizes $\nu(G \setminus I)$. The set \hat{I} returned by Algorithm 1 satisfies

$$\nu(G \setminus \hat{I}) \leq (1 + \epsilon)\nu(G \setminus I)$$

Proof. By Proposition 3.3 applied to $G \setminus I$, there is some i such that $\nu(H_i \setminus I) \leq \frac{2}{k}\nu(G \setminus I)$. Let $b = c(I \cap F_i)$. Since $c(I) \leq B$, $c(I \cap F_i) \leq B - b$. Zenklusen's algorithm returns the optimal interdiction sets on G_i and H_i for the budgets b and $B - b$ respectively. Therefore, $\nu(G_i \setminus I_{ib1}) \leq \nu(G_i \setminus I)$ and $\nu(H_i \setminus I_{ib2}) \leq \nu(H_i \setminus I)$. By Proposition 3.1, $\nu(G_i \setminus I) \leq \nu(G \setminus I)$. Summing inequalities and applying Proposition 3.2 shows that

$$\begin{aligned} \nu(G \setminus I_{ib}) &\leq \nu(G_i \setminus I_{ib1}) + \nu(H_i \setminus I_{ib2}) \\ &\leq \nu(G_i \setminus I) + \nu(H_i \setminus I) \\ &\leq (1 + \frac{2}{k})\nu(G \setminus I) \\ &\leq (1 + \epsilon)\nu(G \setminus I) \end{aligned}$$

Since $\nu(G \setminus \hat{I}) \leq \nu(G \setminus I_{ib})$, we are done. □

Theorem 3.5 (Runtime guarantee for Algorithm 1). For fixed ϵ , this algorithm terminates in pseudo-polynomial time on planar graphs and, more generally, apex-minor-free graphs. More precisely, on planar graphs, it terminates in time

$$O((2B/\epsilon)(|V(G)|B^2(C+1)^{8^{2/\epsilon+1}}) + (2B/\epsilon)|E(G)|\sqrt{|V(G)|})$$

where $C = w(E(G))$.

Proof. Zenklusen's algorithm [21] has runtime $O(|V(G)|B^2(C+1)^{2^{t+1}})$ on graphs with treewidth at most t . The breadth-first search at the beginning of the algorithm takes $O(|E| + |V|)$ time. The innermost for loop is run $B+1$ times per execution of the outermost for loop, which runs at most $k \leq \frac{2}{\epsilon} + 1$ times. By Theorem 2.1, the treewidths of G_i and H_i are at most $3k-1$ and 2 respectively. The computation on G_i dominates the computation on H_i . Using the Hopcroft-Karp algorithm [11] to find the best interdiction set on the last line of Algorithm 1 gives the last term of the runtime. \square

4 Strong NP-hardness of budget-constrained flow improvement

In this section, we prove Theorem 1.2. We reduce from the maximum independent set problem on general graphs. Before proving Theorem 1.2, we discuss the proof of the following easier result, which was shown using a different reduction in [18]:

Lemma 4.1. The decision version of BCFIP is strongly NP-complete on general directed graphs.

Proof. Consider an undirected graph G for which we want to decide if there is an independent set in G of size at least k . Create a graph G_1 with one vertex for every vertex of G , one vertex for every edge of G , and two distinguished vertices s and t . The edges in G_1 will be split into four sets E_1 , E_2 , E_3 , and E_4 . There will be directed edges in G_1 of the following types:

1. One edge from s to each vertex v^v corresponding to a vertex of G . (E_1)
2. For every edge $e = \{u, v\} \in E(G)$, two directed edges (v^u, e) and (v^v, e) in $E(G_1)$. (E_2)
3. One edge from each vertex v^e corresponding to an edge of G to t . (E_3)
4. One edge from each vertex v^v corresponding to a vertex of G to t . (E_4)

Let d be the maximum degree of any node in G . The capacity function $w_1 : E(G_1) \rightarrow \mathbb{Z}_{\geq 0}$ will be defined as follows:

$$w_1(e) = \begin{cases} d & : e \in E_1 \\ 1 & : e \in E_2 \\ 1 & : e \in E_3 \\ d - \deg_G(\eta(e)) & : e \in E_4 \end{cases}$$

where $\eta : E_4 \rightarrow V(G)$ returns the vertex of G corresponding to the left endpoint of the input edge of G_1 . The cost function $c_1 : E(G_1) \rightarrow \mathbb{Z}_{\geq 0}$ will be defined as follows:

$$c_1(e) = \begin{cases} 1 & : e \in E_1 \\ 0 & : e \notin E_1 \end{cases}$$

This construction is depicted in Figure 1. The proof of the following proposition implies the lemma:

Proposition 4.2. $\alpha_k^E(G_1, s, t) = kd$ if and only if there is an independent set in G of size at least k .

Proof of the if direction. Suppose that G has an independent set $S \subseteq V(G)$ with $|S| \geq k$ and let S' be the corresponding set of vertices in G_1 . The following function $f : E(G) \rightarrow \mathbb{Z}_{\geq 0}$ is a valid flow on G_1 :

$$f(\{v_1, v_2\}) = \begin{cases} d & : \{v_1, v_2\} \in E_1, v_2 \in S' \\ 1 & : \{v_1, v_2\} \in E_2, v_1 \in S' \\ 1 & : \{v_1, v_2\} \in E_3, v_2 \in \delta(S) \text{ (with } v_2 \text{ viewed as an edge in } G \text{ here)} \\ d - \deg_G(\eta(e)) & : \{v_1, v_2\} \in E_4, v_1 \in S' \\ 0 & : \text{otherwise} \end{cases}$$

The cost of the nonzero edges in this flow is k , as there are precisely k edges in E_1 with positive flow value. The value of this flow is kd , so $\alpha_k^E(G_1, s, t) \geq kd$. Since at most k edges from E_1 can be paid for, there is a cut of total capacity kd in the subgraph of G induced by paid-for edges. Therefore, $\alpha_k^E(G_1, s, t) \leq kd$ and this direction is complete. \square

Proof of the only if direction. Suppose that $\alpha_k^E(G_1, s, t) = kd$. Let $f : E(G_1) \rightarrow \mathbb{Z}_{\geq 0}$ be a flow with flow value kd . Since at most k edges of E_1 can be paid for, $f(e) = 0$ or $f(e) = d$ for all $e \in E_1$. Furthermore, exactly k edges in E_1 have the property that $f(e) = d$. Let $T' \subseteq V(G_1)$ be the right endpoints of these directed edges and let $T \subseteq V(G)$ be the corresponding vertices in G . We will now show that T is an independent set in G .

Suppose instead that T is not an independent set and that for two vertices $u, v \in T$, $e = \{u, v\} \in E(G)$. Let u' and v' be the corresponding vertices to u and v respectively in $V(G_1)$ and let e' be the vertex in $V(G_1)$ corresponding to e . Since $f(\{s, u'\}) = f(\{s, v'\}) = d$, which is full flow, all outgoing edges from u' and v' must have full flow. This means that $f(\{u', e'\}) = f(\{v', e'\}) = 1$ and that $f(\{e', t\}) = 2 > w_1(\{e', t\}) = 1$, a contradiction. Therefore, T is an independent set in G of size at least k . \square

Since this reduction takes polynomial time, Lemma 4.1 is proven. \square

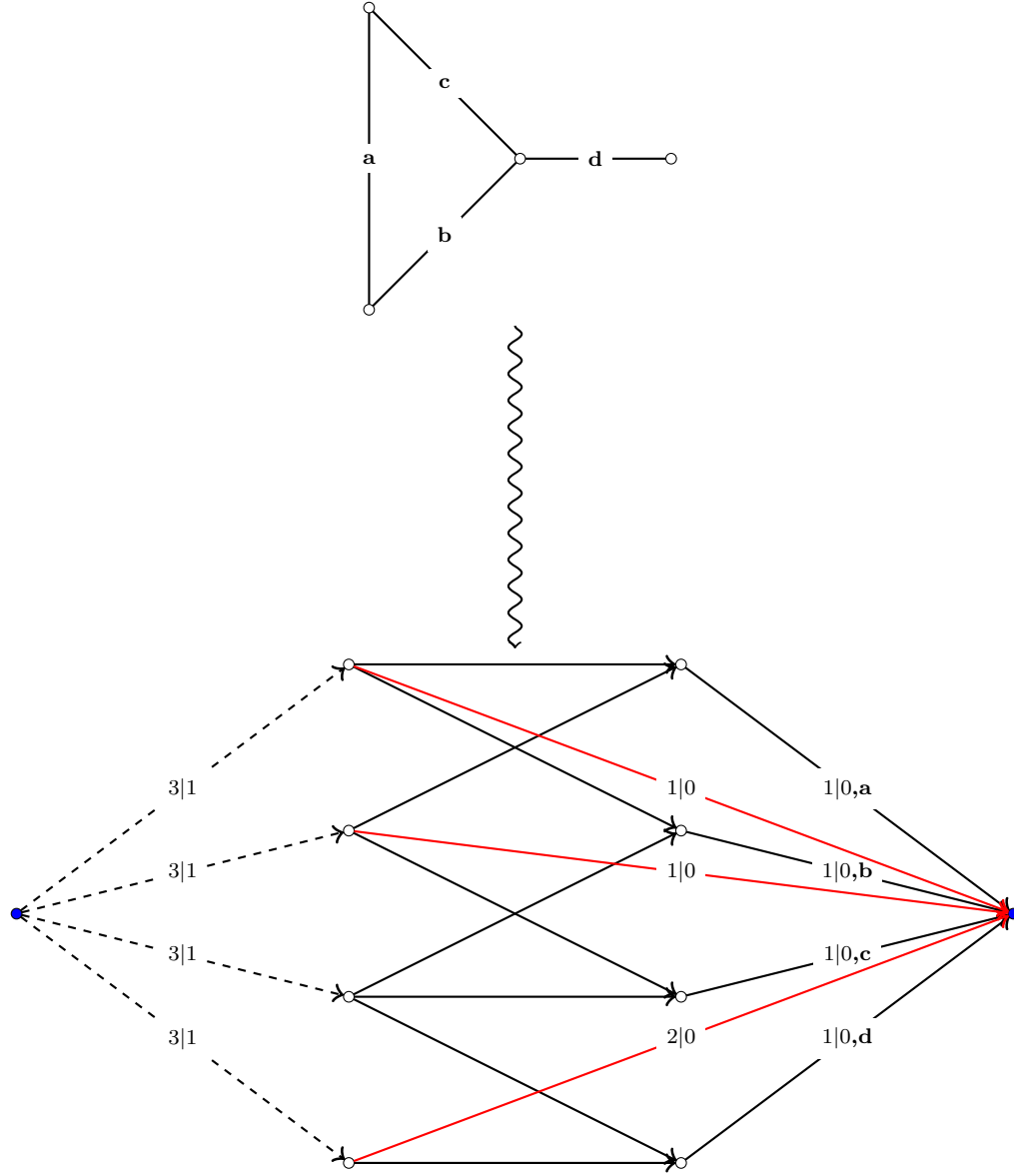


Figure 1: The reduction in the proof of Lemma 4.1, with $w|c$ as the edge labels. Dashed edges must be paid for, while dark edges are never deleted (since they have cost 0). All edges in E_2 (which are the unlabeled edges here) have label $1|0$.

There are two properties of this reduction that facilitate crossing removal:

1. If G has an independent set of size k , then an optimal preserved edge set $F \subseteq E(G)$ will give rise to an optimal flow with full flow along all edges in F .
2. If G has an independent set of size k , $\delta^+(v) \cup \delta^-(v) \subseteq F$ for every vertex $v \in V(G_1)$ corresponding to a vertex of G .

The construction given in [18] satisfies the first property but not the second property. In order to replace edge crossings, we alter the edge capacities and costs in order to ensure that no two edge crossings have the same capacity without violating either of the two properties stated above.

We give the key idea here and defer the formal proof to the appendix. Consider any two crossing edges and investigate the effect of adding a vertex at their intersection. If both edges had no flow or both have full flow, adding a vertex at their intersection does nothing to the best possible flow in the network. Suppose instead that exactly one edge e_1 of the pair of crossing edges $\{e_1, e_2\}$ has full flow. Since the edges have different capacities, it is impossible for any flow from e_1 to be redistributed to e_2 after a vertex is added at the edge intersection, as otherwise there would be edges in the new network with partial nonzero flow. Therefore, adding a vertex at the intersection of e_1 and e_2 does nothing to the maximum flow in the network, as there is not enough budget to pay for edges with partial flow.

Suppose that G_1 had r edge crossings. Note that $r \leq \binom{|E(G)|}{2} + |V(G)||E(G)|$, which is polynomially bounded in the size of the graph. This crossing removal construction depicted in Figure 2 has several properties, which follow from the three properties previously stated:

We will prove Theorem 1.2 by removing crossings from G_1 . First, we will informally discuss the key idea. Note that the existence of an independent set of size at least k guaranteed that all edges transferred either no flow or full flow. There is only enough budget to pay for edges with full flow in the network. This means that if two edges with different edge weights cross and we add a node at the intersection of the two edges, there is no way for the flow to “change direction,” as doing so would leave an edge with partial flow. Since there is not enough money to pay for edges with partial flow, we ensure that adding a vertex at the crossing does not change the behavior of the network.

We will now describe how to remove crossings from G_1 to obtain a graph G_2 with an associated capacity function $w_2 : E(G_2) \rightarrow \mathbb{Z}_{\geq 0}$ and cost function $c_2 : E(G_2) \rightarrow \mathbb{Z}_{\geq 0}$:

1. Embed G_1 in an $x - y$ coordinate system so that it has the following properties:
 - s has coordinates $(0, 0)$
 - t has coordinates $(1, 0)$
 - all right endpoints of edges in E_1 (left endpoints of E_2 and E_4) have x -coordinate $\frac{1}{3}$
 - all right endpoints of edges in E_2 (left endpoints of E_3) have x -coordinate $\frac{2}{3}$
 - all edges in E_1 , E_2 , and E_3 are embedded as line segments
 - all edges in E_4 are embedded so that they do not cross edges in E_3
2. Obtain G_2 by adding vertices at all edge crossings in the $x - y$ coordinate embedding of G_1 . Note that all of the added crossings will have x -coordinate in the interval $(\frac{1}{3}, \frac{2}{3})$. These added vertices split edges of E_2 and E_3 into *child edges*. An edge in G_2 has a unique *parent edge* in G_1 from which it was obtained by vertex additions at crossings.
3. Now, construct w_2 as follows:
 - (a) Arbitrarily label the vertices of G_1 that correspond to edges of G with the integers 1 through $|E(G)|$ inclusive.
 - (b) For any edge $e \in E(G_2)$ with its parent (a copy of itself) in E_1 (within G_1), let $w_2(e) = |E(G)|^2$.
 - (c) For any edge $e \in E(G_2)$ with its parent in E_2 , let $w_2(e)$ be the label of the right endpoint of the parent of e in G_1 .
 - (d) For any edge $e \in E(G_2)$ with its parent (a copy of itself) in E_3 , let $w_2(e)$ be the label of the left endpoint of the parent of e in G_1 .

- (e) For any edge $\{u, v\} \in E(G_2)$ with its parent in E_4 , let

$$w_2(\{u, v\}) = |E(G)|^2 - \sum_{e \in \delta^+(u) \cap \kappa(\delta^+(u) \cap E_2)} w_2(e)$$

where $\kappa : 2^{E(G_1)} \rightarrow 2^{E(G_2)}$ returns the set of all child edges for a given input set of edges in G_1 .

4. Finally, construct c_2 as follows:

- (a) Sort the crossing vertices added to G_1 in increasing order by x -coordinate (with ties broken arbitrarily) to obtain a list $\{v_i\}_{i=1}^r$, where r denotes the number of added points.
- (b) For any edge $e \in E(G_2)$ with its parent in E_1 , let $c_2(e) = w_2(e) = |E(G)|^2$.
- (c) For any edge $e = \{v_i, v_j\} \in E(G_2)$ with its parent in E_2 or E_4 , let $c_2(e) = (j - i)w_2(e)$.
- (d) For any edge $e = \{u, v_i\} \in E(G_2)$ with its parent in E_2 or E_4 and u having x -coordinate $\frac{1}{3}$, let $c_2(e) = iw_2(e)$.
- (e) For any edge $e = \{v_i, w\} \in E(G_2)$ with its parent in E_2 and w having x -coordinate $\frac{2}{3}$, let $c_2(e) = (r + 1 - i)w_2(e)$.
- (f) For any edge $e = \{v_i, t\} \in E(G_2)$ with its parent in E_4 , let $c_2(e) = (r + 2 - i)w_2(e)$.
- (g) For any edge $e = \{u, w\} \in E(G_2)$ with its parent in E_2 , u with x -coordinate $\frac{1}{3}$, and w with x -coordinate $\frac{2}{3}$, let $c_2(e) = (r + 1)w_2(e)$.
- (h) For any edge $e = \{u, t\} \in E(G_2)$ with its parent in E_4 and u with x -coordinate $\frac{1}{3}$, let $c_2(e) = (r + 2)w_2(e)$.
- (i) For any edge $e = \{w, t\} \in E(G_2)$ with its parent in E_3 and w with x -coordinate $\frac{2}{3}$, let $c_2(e) = w_2(e)$.

There are several observations that we must make about this construction:

Proposition 4.3. For any positive integer k , the total edge cost of a flow with value at least $k|E(G)|^2$ must be at least $(r + 3)k|E(G)|^2$.

Proof. The embedding construction in Part 2 of the construction can be associated with $r + 3$ cuts in order by x -coordinate. Let $\{z_i\}_{i=1}^r$ be the x -coordinates of the crossings, $z_0 = \frac{1}{3}$, and $z_{r+1} = \frac{2}{3}$. Let cut $C_i \subseteq E(G_2)$ for $i \in \{1, 2, \dots, r + 1\}$ be the set of edges intersected by the line $x = \frac{z_{i-1} + z_i}{2}$. Let $C_0 = E_1$ and $C_{r+2} = E_3 \cup E_4$.

The cost of an edge e in this network is $w_2(e)$ times the number of these $r + 3$ cuts that e is in. Therefore, it suffices to show that at least $k|E(G)|^2$ units of cost are required to send $k|E(G)|^2$ units of flow across the cut. This follows from the definition of the cost function, completing this proof. \square

Proposition 4.4. For any positive integer k , the total edge cost of a flow with value at least $k|E(G)|^2$ that has partial flow along at least one edge must be at least $(r + 3)k|E(G)|^2 + 1$.

Proof. Let $e \in E(G_2)$ be an edge with partial flow under a flow $f : E(G_2) \rightarrow \mathbb{Z}_{\geq 0}$. Consider one of the $r + 3$ cuts discussed in the proof of Lemma 4.3 that contains e . It suffices to show that the cost of edges in this cut is at least $k|E(G)|^2 + 1$. Since the capacities and flows through edges are integers, $c_2(e) - f(e) \geq 1$, which implies the result. \square

Proposition 4.5. Let G_2 be the planar graph that results from edge crossing removal. Consider two edges $e, e' \in E(G_1)$ that cross in the $x - y$ embedding of G_1 . Consider any edges $f, f' \in E(G_2)$ that originated from e and e' respectively after crossing removal. Then, $w_2(f) \neq w_2(f')$.

Proof. Note that all children of e have the same maximum capacity. The same holds for children of e' . Parts (a) and (c) of Part 3 of the construction ensure that if $e, e' \in E_2$, then $w_2(f) \neq w_2(f')$. Note that no two edges in E_4 cross in the embedding of G_1 . Therefore, the only other possible scenario with a crossing occurs when $e \in E_2$ and $e' \in E_4$. It suffices to show that $w_2(f') \geq \frac{|E(G)|^2 - |E(G)|}{2} > |E(G)|$ if $|E(G)| \geq 4$ (if $|E(G)| \leq 3$, we can solve the instance with brute force in constant time). This suffices because the weight of any edge with a parent in E_2 is at most $|E(G)|$.

Since children of e' have the same capacity, we may let f' be the unique child that has as a left endpoint e' 's left endpoint. Let w be this left endpoint. Since G_1 is a simple graph, w has at most $|E| + 1$ outgoing edges and the sum of the capacities of edges besides f' must be at most $\sum_{n=1}^{|E|} = \frac{|E|^2 + |E|}{2}$. By Part (3e),

$$w_2(f') = |E(G)|^2 - \sum_{e \in \delta^+(u) \cap \kappa(\delta^+(u) \cap E_2)} w_2(e) \geq \frac{|E(G)|^2 - |E(G)|}{2}$$

as desired. \square

These three properties are important for proving the next lemma. This lemma implies Theorem 1.2 since the reduction takes polynomial time, the edge weights are polynomially bounded in the size of the graph, and G_2 is planar.

Lemma 4.6. G has an independent set of size at least k if and only if there is a flow on G_2 with total edge cost at most $(r + 3)k|E(G)|^2$ with value $k|E(G)|^2$.

Proof. First, suppose that G has an independent set $S \subseteq V(G)$ with $|S| \geq k$. Construct a flow $f : E(G_2) \rightarrow \mathbb{Z}_{\geq 0}$ as follows:

1. Start by finding a flow $f' : E(G_1) \rightarrow \mathbb{Z}_{\geq 0}$, where G_1 has a new capacity function $w'_2 : E(G_1) \rightarrow \mathbb{Z}_{\geq 0}$ defined by $w'_2(p) = w_2(e)$ for any child e of p (since all children have the same capacity). Let $S_1 \subseteq V(G_1)$ be the vertices G_1 corresponding to vertices of S in G and let $T_1 \subseteq V(G_1)$ be the vertices of G_1 corresponding to edges in $\delta(S)$ in G . Since S is an independent set of G , the function

$$f'(p) = \begin{cases} w'_2(p) & : p \in \delta(S_1) \cup \delta^+(T_1) \\ 0 & : p \notin \delta(S_1) \cup \delta^+(T_1) \end{cases}$$

is a flow on G_1 under the capacity function w'_2 with flow value $k|E(G)|^2$.

2. Define f by $f(e) = f'(p)$ for all $e \in E(G_2)$ with parent $p \in E(G_1)$.

Note that f also has flow value $k|E(G)|^2$. One can check that the flow f has cost $(r + 3)k|E(G)|^2$ as well, completing this direction.

Now, suppose that G_2 has a flow $f : E(G_2) \rightarrow \mathbb{Z}_{\geq 0}$ with total edge cost $(r+3)k|E(G)|^2$ and value $k|E(G)|^2$. By Proposition 4.4, all edges either have no flow or full flow. Let $F \subseteq E(G_2)$ be the set of edges with full flow. We will start by showing that there is a flow f' on G_1 with capacity function w'_2 such that for all edges $e \in E(G_2)$ with parent $p \in E(G_1)$, $f(e) = f'(p)$. Let the sequence of crossings as they were ordered for assigning edge costs in Part (4a) be $\{x_i\}_{i=1}^r$. For every $p \in E_2 \cup E_4$, it suffices to show that its children have equal flow values under f . Consider a crossing x_i . Let e_1, e_2 be the incoming edges and let e'_1, e'_2 be the outgoing edges, with $w_2(e'_2) = w_2(e_2)$ and $w_2(e'_1) = w_2(e_1)$. By Proposition 4.5, $w_2(e_2) \neq w_2(e_1)$. There are four cases that must be dealt with, since all edges either have full flow or no flow with respect to f :

1. $f(e_1) = f(e_2) = 0$. In this case, the only possible flow for e'_1 and e'_2 is $f(e'_1) = f(e'_2) = 0$.
2. $f(e_1) = w_2(e_1)$ and $f(e_2) = w_2(e_2)$. This is full flow, so $f(e'_1) = w_2(e_1)$ and $f(e'_2) = w_2(e_2)$.
3. $f(e_1) = w_2(e_1)$ and $f(e_2) = 0$. If any flow is sent along e'_2 , then e'_1 has partial flow or $f(e'_1) = 0$ and e'_2 has partial flow (since $w_2(e'_1) \neq w_2(e'_2)$). Therefore, no flow is sent on e'_2 and $f(e'_2) = 0$, $f(e'_1) = w_2(e_1)$.
4. $f(e_1) = 0$ and $f(e_2) = w_2(e_2)$. It is not possible to send full flow along e'_1 in this case (similar to the previous case), so $f(e'_1) = 0$ and $f(e'_2) = w_2(e_2)$.

In all cases, note that $f(e_1) = f(e'_1)$ and $f(e_2) = f(e'_2)$. Since this is true at all crossings, f may be lifted to a flow $f' : E(G_1) \rightarrow \mathbb{Z}_{\geq 0}$ with $f'(p) = f(e)$, where p is the parent of $e \in E(G_2)$.

As in the proof of Lemma 4.1, form an set $S \subseteq V(G)$ by taking the vertices of G corresponding to left endpoints of edges with full flow under f' in G_1 . Note that $|S| = k$, since there must be exactly k edges in E_1 with full flow and all other edges with no flow to give a flow value of $k|E(G)|^2$. It suffices to show that S is an independent set of G . Suppose, instead, that there are two vertices $v_1, v_2 \in S$ such that $\{v_1, v_2\} \in E(G)$. This implies that there is a vertex u in G_1 corresponding to $\{v_1, v_2\}$ such that there are two incoming edges with full flow. However, this cannot occur, as this sum of the flows in these two edges will be double the capacity of the outgoing edge from u in E_3 . This is a contradiction, so S must be an independent set. \square

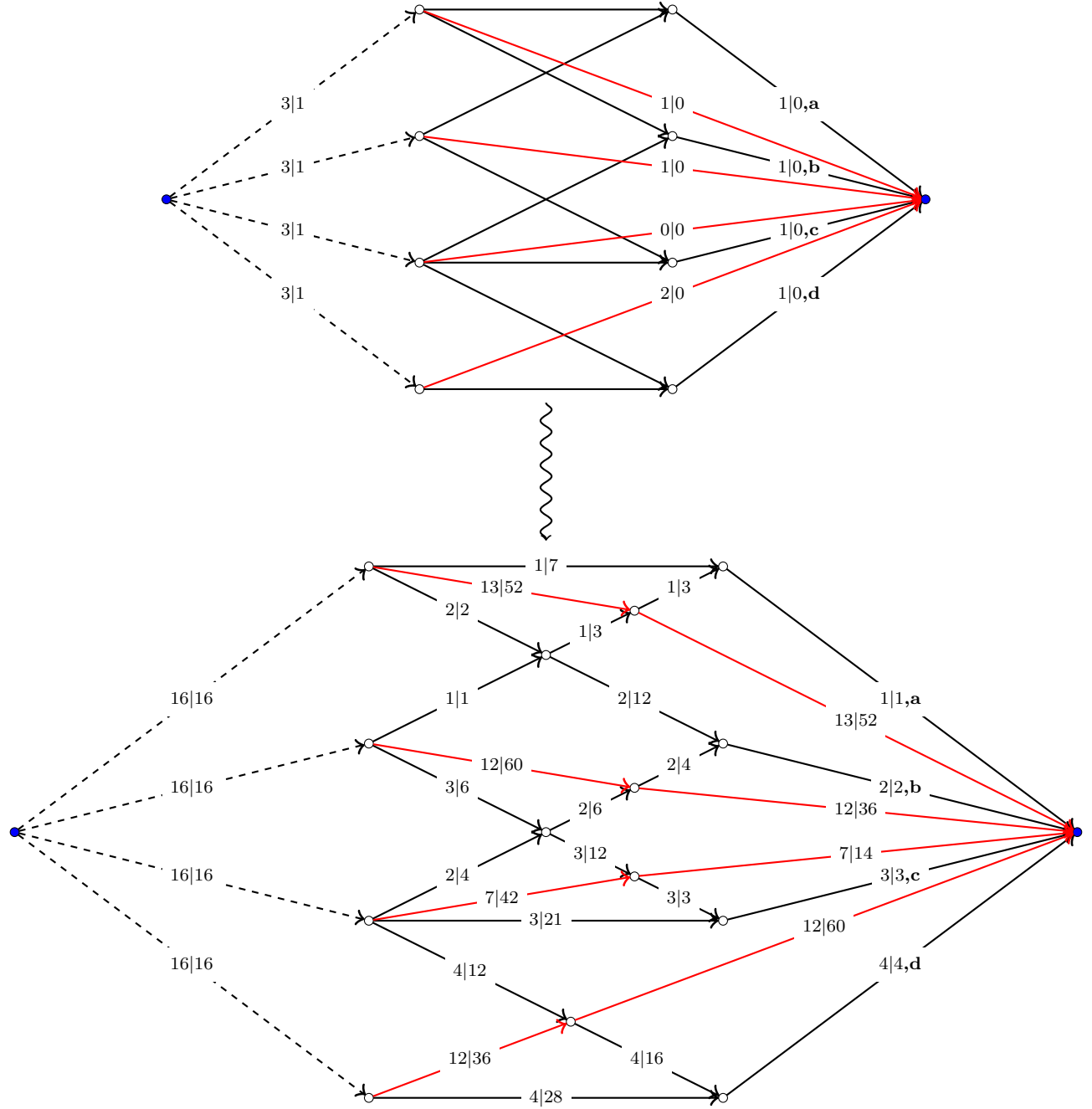


Figure 2: The result of crossing removal in the proof of Theorem 1.2. Labels are $w|c$. Note that six crossings were added, so $r = 6$ in this example. It costs at least 9 units of budget to send a unit of flow from s to t . Furthermore, at any added crossing, the capacities of the incoming edges are distinct.

5 Strong NP-hardness of shortest path interdiction

To prove Theorem 1.3, we will reduce from BCFIP on planar graphs with source and sink adjacent to a face together, invoking Theorem 1.2 to finish the proof. We will need to use the max-flow

min-cut theorem, the dual graph, and the fact that BCFIP is still strongly NP-complete when s and t are adjacent to one face to show that the max-flow problem can be transformed into a shortest path problem. The idea is similar to that of [15] to show that the maximum flow interdiction problem is solvable in pseudo-polynomial time.

Consider a directed planar graph G , capacity function $w : E(G) \rightarrow \mathbb{Z}_{\geq 0}$, cost function $c : E(G) \rightarrow \mathbb{Z}_{\geq 0}$, budget $B > 0$, source vertex s , and sink vertex t which collectively form an instance of BCFIP. Furthermore, assume that s and t are adjacent to a face together and $G \setminus s$ and $G \setminus t$ are connected (note that this is satisfied by the construction in Section 4). Without loss of generality, let this face be the infinite face of G . We will now construct a planar instance of DSPEIP as follows:

1. Embed G in the plane. Let G_1 be the directed planar dual with respect to this embedding (see Figure 3) and let $w \in V(G_1)$ be the vertex corresponding to the infinite face of G . Let $g : E(G) \rightarrow E(G_1)$ be the corresponding edge bijection.
2. Split w into two vertices u and v to obtain the vertices of a graph G_2 and split the edges incident with w as follows. Let $W = \{w_i\}_{i=1}^k$ be a closed undirected walk in G of vertices adjacent to the infinite face of G that visits s and t exactly once. This walk exists because $G \setminus s$ and $G \setminus t$ are connected. Without loss of generality, suppose that s appears before t in W . Partition $E(W)$ into two sets E_{st} and E_{ts} , where E_{st} consists of edges that appear after s and before t in W and $E_{ts} = E(W) \setminus E_{st}$. Have edges of $g(E_{st})$ be incident with u instead of w and have the edges of $g(E_{ts})$ be incident with v instead of w . Let $g_2 : E(G) \rightarrow E(G_2)$ be the edge set bijection described by this construction.
3. Create a new graph G_3 from G_2 in which every edge is replaced with three copies, two in the same direction and one in the opposing direction. Let $g_{3a} : E(G) \rightarrow E(G_3)$ and $g_{3b} : E(G) \rightarrow E(G_3)$ injectively map edges of G to same direction copies in G_3 and let $g_{3c} : E(G) \rightarrow E(G_3)$ injectively map edges of G to reversed edges of G_3 . Note that the sets $g_{3a}(E(G))$, $g_{3b}(E(G))$, and $g_{3c}(E(G))$ form a partition of $E(G_3)$.
4. Let $w_3(g_{3a}(e)) = w(e)$ and $w_3(g_{3b}(e)) = w_3(g_{3c}(e)) = 0$ for each edge $e \in E(G)$.
5. Let $c_3(g_{3a}(e)) = B + 1$, $c_3(g_{3b}(e)) = c(e)$, and $c_3(g_{3c}(e)) = B + 1$ for each edge $e \in E(G)$.

Now, we will prove Theorem 1.3:

Proof. Since the directed shortest path problem is in P, DSPEIP is in NP. Consider a graph G with a capacity function $w : E(G) \rightarrow \mathbb{Z}_{\geq 0}$, cost function $c : E(G) \rightarrow \mathbb{Z}_{\geq 0}$, budget B , and source/sink nodes s and t . By the max-flow min-cut theorem, solving BCFIP on G is equivalent to solving the following problem on G :

Given: The directed graph G with its capacity function w , cost function c , budget B , and source/sink nodes s and t .

Find: A set of edges $I \subseteq E(G)$ with $c(I) \leq B$ such that the total capacity of a minimum cut in $G[I]$ is maximized. More precisely, I is a set that maximizes

$$\min_{S \subseteq V(G): s \in S, t \notin S} w(\delta^+(S) \cap I) = \alpha(G[I], s, t)$$

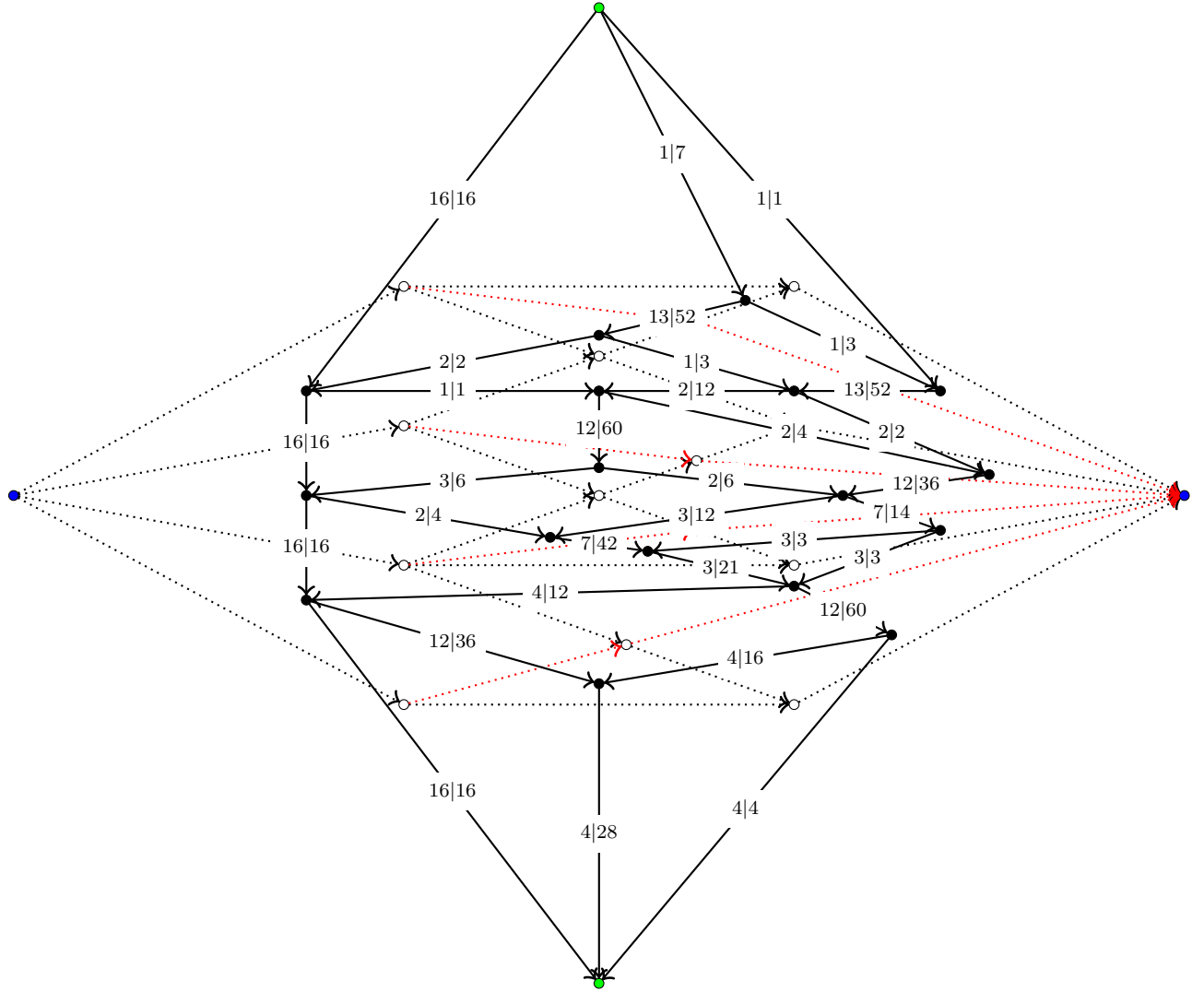


Figure 3: Reduction in the proof of Theorem 1.3. Dotted edges are edges from the old graph (from Figure 2), while filled edges represent three different edges in the new graph. Every filled directed edge with weight $w|c$ in the new graph corresponds to one edge with weight $0|c$ in the same direction, one edge with weight $w|\infty$ in the same direction, and one edge with weight $0|\infty$ in the opposite direction.

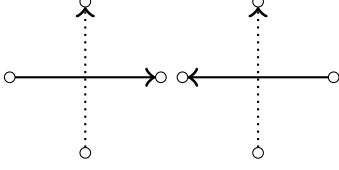


Figure 4: The first crossing diagram denotes the *right orientation*, while the second crossing diagram denotes the *left orientation*. Dotted edges are in G , while full edges are in G_3 . Note that for every edge $e \in E(G)$, $g_{3a}(e)$ and $g_{3b}(e)$ cross it in the right orientation, while $g_{3c}(e)$ crosses e in the left orientation.

Now, construct the directed graph G_3 by applying the previously described planar BCFIP to planar DSPEIP reduction with edge weight function $w_3 : E(G_3) \rightarrow \mathbb{Z}_{\geq 0}$, interdiction cost function $c_3 : E(G_3) \rightarrow \mathbb{Z}_{\geq 0}$, and budget B (the same budget as for G).

First, we will show that $\rho(G_3 \setminus g_{3b}(I), u, v) \geq \alpha(G[I], s, t)$ for any $I \subseteq E(G)$. For this, it suffices to show that any shortest path in $G_3 \setminus g_{3b}(I)$ from u to v can be made into an $s - t$ cut in $G[I]$ with the same weight. Consider a directed path $P \subset E(G_3) \setminus g_{3b}(I)$. Consider a simultaneous embedding of G and G_3 in which no two edges of G cross, no two edges of G_3 cross, and every edge $e \in E(G)$ crosses $g_{3a}(e)$, $g_{3b}(e)$, and $g_{3c}(e)$ but no other edges of G_3 . This also implies that every edge $g_{3a}(e) \in E(G_3)$ crosses $e \in E(G)$ and no other edges (similarly for g_{3b} and g_{3c}). In this embedding, edges of G_3 cross edges of G in two different orientations (see Figure 4). Partition P into two sets P_{right} and P_{left} by crossing orientation. Note that $P_{left} \subseteq g_{3c}(E(G))$. Therefore, $w_3(P_{left}) = 0$. The edges in P_{right} are either in $g_{3a}(I)$ or $g_{3b}(E(G))$. If there is an edge $e \in E(G) \setminus I$ such that $g_{3a}(e) \in P$, then P can be made shorter or kept the same length in G_3 by replacing $g_{3a}(e)$ with $g_{3b}(e)$. Therefore, we may assume that P_{right} only contains edges in $g_{3a}(I)$ or $g_{3b}(E(G) \setminus I)$.

View P as a curve in \mathbb{R}^2 . P can be extended to a closed curve that does not cross any more edges of G . Furthermore, this extension splits the plane into two connected regions, one which contains s and one that contains t . Therefore, the edges in G that cross this curve form an $s - t$ cut. Since $w_3(g_{3b}(E(G) \setminus I)) = 0$ and $G[I]$ only contains edges in I , $w_3(P_{right}) = w(g_{3a}^{-1}(P_{right}))$ and removing $g_{3a}^{-1}(P_{right}) \cup g_{3c}^{-1}(P_{left})$ from $G[I]$ disconnects s and t in $G[I]$. Therefore, $\rho(G_3 \setminus g_{3b}(I), u, v) \geq \alpha(G[I], s, t)$.

To complete the proof of Theorem 1.3, it suffices to show that $\rho(G_3 \setminus g_{3b}(I), u, v) \leq \alpha(G[I], s, t)$ for any $I \subseteq E(G)$ such that $c(I) \leq B$. We just need to show that any minimum $s - t$ cut in $G[I]$ can be made into a path of $G_3 \setminus g_{3b}(I)$ from u to v with equal weight. A minimum $s - t$ cut in $G[I]$, say given by the set S with $s \in S$, $t \notin S$, corresponds to a cycle in the undirected dual graph that passes through the vertex corresponding to the infinite face of $G[I]$. Splitting this cycle at the vertex corresponding to the infinite face into u and v shows that there is a directed path in $G_3 \setminus g_{3b}(I)$ from u to v that crosses the edges in $\delta(S) \cap I$ and no other edges in $G[I]$. If this path crosses any edges $e \in E(G) \setminus I$, it can pass through $g_{3b}(e)$ if it crosses with right orientation or $g_{3c}(e)$ if it crosses with left orientation. When the path crosses any edges $e \in I$, it can pass through $g_{3a}(e)$ if it crosses with right orientation or $g_{3c}(e)$ if it crosses with left orientation. This will cause the path to have the same weight as the cut, showing that $\rho(G_3 \setminus g_{3b}(I), u, v) \leq \alpha(G[I], s, t)$. \square

6 Strong NP-hardness of minimum perfect matching interdiction

To prove Theorem 1.4, we introduce a new reduction from the directed shortest path problem to the minimum perfect matching problem. This reduction has two important properties:

- For every directed edge in the input graph, exactly one undirected edge is created in the output graph (although many other edges are added to this graph).
- If the input graph is a directed planar graph, the output graph is an undirected bipartite planar graph.

Given a directed planar graph G (instance of DSPEIP) with weight function $w : E(G) \rightarrow \mathbb{Z}_{\geq 0}$, interdiction cost function $c : E(G) \rightarrow \mathbb{Z}_{\geq 0}$, interdiction budget $B > 0$, path start node u , and path end node v , we will construct three planar graphs to obtain an instance of MPMEIP:

1. Construct a directed planar graph G_1 on which solving DSPEIP is equivalent to solving DSPEIP on G . All vertices of G_1 except for u and v will have degree at most 3.

- (a) Attach leaves u_1 to u and v_1 to v , with a directed edge from u_1 to u and from v to v_1 .
- (b) Replace any vertex $w \in V(G)$ with $|\delta(w)| > 3$ (including the added leaves in the previous step) with a counterclockwise directed cycle of $|\delta(w)|$ edges. Connect edges of G incident with w to the $|\delta(w)|$ vertices of the cycle so that every new vertex has total degree three and the resulting graph is planar. Let this graph be G_1 . Let $f : E(G) \rightarrow E(G_1)$ map edges of G to the corresponding edge of G_1 .
- (c) If $e \in E(G)$, let $w_1(e) = w(f(e))$. If $e \in E(G_1) \setminus f(E(G))$, let $w_1(e) = 0$.
- (d) If $e \in E(G)$, let $c_1(e) = c(f(e))$. If $e \in E(G_1) \setminus f(E(G))$, let $c_1(e) = B + 1$.

2. Construct an unweighted undirected planar graph G_2 from G_1 such that directed paths from u_1 to v_1 in G_1 are mapped to undirected paths in G_2 . Since G_1 only has vertices (besides u_1 and v_1) with maximum degree three, G_2 will be planar. G_2 is constructed similarly to the line graph of an undirected graph.

- (a) Let $V(G_2) := E(G_1) \cup \{u_2, v_2\}$ and let $f_1 : E(G_1) \rightarrow V(G_2)$ be the associated injection. For distinct directed edges $e_1, e_2 \in E(G_1)$, $\{e_1, e_2\} \in E(G_2)$ if and only if $t(e_1) = s(e_2)$ or $t(e_2) = s(e_1)$. For the edge $e \in E(G_1)$ with $s(e) = u_1$, construct an edge $e' \in E(G_2)$ with $s(e') = u_2$. For the edge $e \in E(G_2)$ with $t(e) = v_1$, construct an edge $e' \in E(G_2)$ with $t(e') = v_2$.

3. Construct a weighted undirected planar graph G_3 from G_2 . Minimum perfect matchings in subgraphs obtainable by interdiction of G_3 correspond to shortest paths from u_1 to v_1 in subgraphs of G_1 .

- (a) For every edge $e \in E(G_1)$, split $f_1(e) \in V(G_2)$ into four vertices $f_{2a}(f_1(e)), f_{2b}(f_1(e)), f_{2c}(f_1(e)), f_{2d}(f_1(e)) \in V(G_3)$ and three edges $\{f_{2a}(f_1(e)), f_{2b}(f_1(e))\}, \{f_{2b}(f_1(e)), f_{2c}(f_1(e))\}, \{f_{2c}(f_1(e)), f_{2d}(f_1(e))\} \in E(G_3)$. Define $g_{2a} : f_1(E(G_1)) \rightarrow E(G_3)$ by

$$g_{2a}(f_1(e)) = \{f_{2a}(f_1(e)), f_{2b}(f_1(e))\}$$

Define g_{2b} and g_{2c} similarly. Endpoints of edges of G_2 are reassigned to f_{2b} , f_{2c} , or f_{2d} of the corresponding endpoints.

w , there is a path with weight 0 from the source node of $f(e)$ to the sink node of $f(e')$. All of these added edges are in $G \setminus I$, since $c_1(f) = B + 1$ for each added edge f . Since P passes through every vertex of G at most once, the result of adding segments from each directed cycle corresponding to a vertex of G with degree at least four is a path. Call this path $Q \subseteq E(G_1)$. Since all added edges have weight zero, $w_1(Q) = w(P)$.

We will now show that there is a perfect matching $R \subseteq E(G_3) \setminus g_{2b}(f_1(f(I)))$ with $w_3(R) = w_1(Q)$. Note that $w_3(g_{2b}(f_1(Q))) = w_1(Q)$ and that

$$M := g_{2b}(f_1(Q)) \cup g_{2a}(f_1(E(G_1) \setminus Q)) \cup g_{2c}(f_1(E(G_1) \setminus Q))$$

is a matching in $G_3 \setminus g_{2b}(f_1(f(I)))$. Furthermore, M is a subset of a unique perfect matching $N \subseteq E(G_3) \setminus g_{2b}(f_1(f(I)))$ with $w_3(N) = w_3(M) = w_1(Q) = w(P)$. Therefore, N is the desired perfect matching. \square

Theorem 6.2. For any interdiction set $I \subseteq E(G)$ with $c(I) \leq B$, there is a path in $G \setminus I$ from u to v with the weight of a minimum weight perfect matching in $G_3 \setminus g_{2b}(f_1(f(I)))$. (i.e. $\mu(G_3 \setminus g_{2b}(f_1(f(I)))) \geq \rho(G \setminus I, u, v)$).

Proof. It suffices to show that $\rho(G_1 \setminus f(I), u_1, v_1) \leq \mu(G_3 \setminus g_{2b}(f_1(f(I))))$. Consider a perfect matching $M \subseteq E(G_3) \setminus g_{2b}(f_1(f(I)))$. M exists by the proof of Theorem 6. Note that $w_1(f_1^{-1}(g_{2b}^{-1}(M))) = w_3(M)$ and that $f_1^{-1}(g_{2b}^{-1}(M))$ is a directed path from u to v in G_1 unioned with directed cycles. Let $C \subseteq E(G_1)$ be one of these directed cycles. Note that adding the edges $g_{2a}(f_1(C)) \cup g_{2c}(f_1(C))$ to M results in a cycle. Removing the edges of this cycle besides $g_{2a}(f_1(C)) \cup g_{2c}(f_1(C))$ from M (which includes $g_{2b}(f_1(C))$) and adding $g_{2a}(f_1(C)) \cup g_{2c}(f_1(C))$ results in another perfect matching N in $G_3 \setminus g_{2b}(f_1(f(I)))$ with $w_3(N) \leq w_3(M)$. This contradicts the fact that M is a minimum perfect matching (unless N has the same weight, in which we could have started out with it). Furthermore, $f_1^{-1}(g_{2b}^{-1}(N))$ has one fewer directed cycle. Therefore, there is a minimum perfect matching $K \subseteq E(G_3) \setminus g_{2b}(f_1(f(I)))$ with $f_1^{-1}(g_{2b}^{-1}(K))$ a directed path from u_1 to v_1 . Therefore, we are done. \square

Theorem 6.3. If G is a directed planar graph, then G_3 is an undirected planar bipartite graph.

Proof. Replacing vertices with cycles preserves planarity. Since the vertices in G_1 have degree at most three, the construction to obtain G_2 preserves planarity. Finally, the construction to obtain G_3 preserves planarity, so all of this construction preserves planarity.

Now, it suffices to show that for any input directed graph G , G_3 is bipartite. For this, one can show that G_3 only has even cycles. Let $C \subseteq E(G_3)$ be a cycle in G_3 . Note that u_3 and v_3 cannot be a part of C . Furthermore, $D := f_1^{-1}(g_{2a}^{-1}(C) \cup g_{2b}^{-1}(C) \cup g_{2c}^{-1}(C))$ is a cycle in the undirected version of G_1 . Although D may not be a directed cycle in G_1 , the number of vertices on the cycle D at which the direction of the edges reverses must be even.

Let $T \subseteq V(G_1)$ be the vertices of D and let $S \subseteq T$ be the set of vertices at which D switches direction. Every vertex w in G_1 is associated with 0, 1, or 2 edges in G_3 that connect $f_{2a}(e)$ and $f_{2a}(e')$ for edges $e, e' \in G_1$ with $t(e) = s(e') = w$. D switches direction at w only when C passes through exactly two edges corresponding to w in G_3 . Also, D maintains direction through w only when C passes through one edge corresponding to w in G_3 . Therefore, $|C| = 3|D| + |T| + |S| = 4|D| + |S|$. Since $|S|$ is even by the previous paragraph, $|C|$ is even, as desired. \square

7 Strong NP-hardness of maximum matching interdiction

We will prove Theorem 1.5 by edge weight manipulations. For an edge-weighted graph G with a perfect matching, let $\gamma(G)$ be the maximum weight of any perfect matching in G . We will start by showing that the decision version of the following problem is strongly NP-complete on bipartite planar graphs:

Input: An edge-weighted graph $G = (V, E)$ with edge weight function $w : E \rightarrow \mathbb{Z}_{\geq 0}$, interdiction cost function $c : E \rightarrow \mathbb{Z}_{\geq 0}$, and interdiction budget $B > 0$. It is assumed that, for every set $I \subseteq E$ with $c(I) \leq B$, $G \setminus I$ has a perfect matching.

Output: The subset $I \subseteq E$ with $c(I) \leq B$ that minimizes $\gamma(G \setminus I)$.

Now, we will reduce MPMEIP to this problem, which is NP because the maximum perfect matching problem is in P. Suppose we are given a graph G with weight function $w : E(G) \rightarrow \mathbb{Z}_{\geq 0}$, cost function $c : E(G) \rightarrow \mathbb{Z}_{\geq 0}$, and interdiction budget $B > 0$ on which we want to solve MPMEIP. Let $W = \max_{e \in E(G)} w(e)$ and consider the weight function $w' : E(G) \rightarrow \mathbb{Z}_{\geq 0}$ defined by $w'(e) = W - w(e)$ for all $e \in E(G)$. To prove strong NP-completeness, it suffices to show the following lemma (since edge weights are still bounded by a polynomial in the size of the graph):

Lemma 7.1. For any interdiction set $I \subseteq E(G)$ with $c(I) \leq B$, $\gamma_{w'}(G \setminus I) = \frac{W|V(G)|}{2} - \mu_w(G \setminus I)$.

Proof. First, we will show that $\gamma_{w'}(G \setminus I) \leq \frac{W|V(G)|}{2} - \mu_w(G \setminus I)$. By the definition of MPMEIP, $G \setminus I$ has a perfect matching. Let $M \subseteq E(G) \setminus I$ be one such perfect matching. Note that $|M| = \frac{|V(G)|}{2}$. Therefore, $w'(M) = \frac{W|V(G)|}{2} - w(M)$. Taking M to be the maximum perfect matching with respect to w' shows that $\gamma_{w'}(G \setminus I) = \frac{W|V(G)|}{2} - w(M) \leq \frac{W|V(G)|}{2} - \mu_w(G \setminus I)$. Taking M to be the minimum perfect matching with respect to w shows that $\gamma_{w'}(G \setminus I) \geq w'(M) = \frac{W|V(G)|}{2} - \mu_w(G \setminus I)$, as desired. \square

Finally, we will use this strong NP-completeness result to show that MMEIP is strongly NP-complete on planar graphs. Note that MMEIP is in NP because the maximum matching problem is in P. Let $w'' : E(G) \rightarrow \mathbb{Z}_{\geq 0}$ be defined by $w''(e) = w'(e) + 2\nu_{w'}(G) + 2$. It suffices to show the following lemma, since the weights w'' are polynomially bounded in the size of the graph:

Lemma 7.2. For any interdiction set $I \subseteq E(G)$ with $c(I) \leq B$, $\gamma_{w'}(G \setminus I) + |V(G)|\nu_{w'}(G) + |V(G)| = \nu_{w''}(G \setminus I)$.

Proof. Consider a perfect matching $M \subseteq E(G) \setminus I$. Note that $w'(M) + |V(G)|\nu_{w'}(G) + |V(G)| = w''(M)$ because $|M| = \frac{|V(G)|}{2}$. Therefore, if M is the maximum weight perfect matching with respect to w' in $G \setminus I$, then $\gamma_{w'}(G \setminus I) + |V(G)|\nu_{w'}(G) + |V(G)| = w''(M) \leq \nu_{w''}(G \setminus I)$.

Now, suppose that M is a maximum weight matching with respect to w'' . Suppose, for the sake of contradiction, that $|M| \leq \frac{|V(G)|}{2} - 1$. Then,

$$\begin{aligned}
\nu_{w''}(G \setminus I) &= w''(M) \\
&\leq w'(M) + (2\nu_{w'}(G) + 2)\left(\frac{|V(G)|}{2} - 1\right) \\
&\leq (|V(G)| - 1)\nu_{w'}(G) + |V(G)| - 2
\end{aligned}$$

However, the weight of any perfect matching with respect to w'' is at least $(\nu_{w'}(G) + 1)|V(G)| > (|V(G)| - 1)\nu_{w'}(G) + |V(G)| - 2$, which contradicts the fact that M is a maximum weight matching. Therefore, $|M| = \frac{|V(G)|}{2}$ and is perfect. Therefore,

$$\begin{aligned}
\nu_{w''}(G \setminus I) &= w''(M) \\
&= w'(M) + (2\nu_{w'}(G) + 2)\frac{|V(G)|}{2} \\
&\leq \gamma_{w'}(G \setminus I) + |V(G)|\nu_{w'}(G) + |V(G)|
\end{aligned}$$

as desired. \square

8 Conclusion and open problems

In this paper, we described the complexity of edge interdiction problems when restricted to planar graphs. We presented a Pseudo-PTAS for the weighted maximum matching interdiction problem (MMEIP) on planar graphs. The algorithm extends Baker's Technique for local bilevel min-max optimization problems on planar graphs. Furthermore, we gave strong NP-hardness results for budget-constrained maximum flow (BCFIP), directed shortest path interdiction (DSPEIP), minimum perfect matching interdiction (MPMEIP), and maximum matching interdiction (MMEIP) on planar graphs. The latter three results followed from the strong NP-completeness of BCFIP on directed planar graphs with source and sink on a common face. This strong NP-completeness proof first reduced the maximum independent set problem to BCFIP on general directed graphs. We then noticed that optimal flows on these directed graphs had either full flow or no flow along all edges. To take advantage of this fact, we introduced a swepline technique for assigning transportation costs and edge capacities in order to ensure that no two crossing edges had the same capacity. After introducing this embedding technique, edge crossings could be replaced with just one vertex.

There are many interesting open problems relating to interdiction. While hardness of approximation results are known for shortest path interdiction [13], it is only known that a $(2 - \epsilon)$ -factor pseudo-polynomial time approximation would imply that $P = NP$. While heuristic solutions are known for the shortest path interdiction problem [12], no approximation algorithms with nontrivial approximation (or pseudoapproximation) guarantees are known. For the maximum matching interdiction problem, Zenklusen [21] showed several hardness of approximation results. Nonetheless, no hardness of approximation results are known for MMEIP (computing $\nu_B^E(G)$ within a multiplicative factor). A pseudoapproximation is known for a continuous variant of the maximum flow interdiction problem [5]. However, no algorithms and no hardness of approximation results are known for the (discrete) maximum flow interdiction problem on general directed graphs.

While we now know that BCFIP, directed shortest path interdiction, minimum perfect matching interdiction, and MMEIP are strongly NP-complete on planar graphs, there are no known Pseudo-PTASes for BCFIP, shortest path interdiction, and minimum perfect matching interdiction when

restricted to planar graphs.

Acknowledgements

The authors are supported by Defense Threat Reduction Agency grant BRCALL08-A-2-0030, the Office of the Dean of the College at Princeton University, the Center for Nonlinear Studies at Los Alamos National Laboratory, and the DHS-STEM Research Fellowship Program. This research was performed under an appointment to the U.S. Department of Homeland Security (DHS) Science and Technology (S&T) Directorate Office of University Programs HS-STEM Summer Internship Program, administered by the Oak Ridge Institute for Science and Education (ORISE) through an interagency agreement between the U.S. Department of Energy (DOE) and DHS. ORISE is managed by the Oak Ridge Associated Universities (ORAU) under DOE contract number DE-AC05-06OR23100. All opinions expressed in this paper are the author's and do not necessarily reflect the policies and views of DHS, DOE, and ORAU/ORISE.

References

- [1] Douglas S. Altner, Özlem Ergun, and Nelson A. Uhan. The maximum flow network interdiction problem: Valid inequalities, integrality gaps, and approximability. *Oper. Res. Lett.*, 38(1):33–38, 2010.
- [2] N. Assimakopoulos. A network interdiction model for hospital infection control. *Comput. Biol. Med.*, 17(6):413–422, 1987.
- [3] Brenda S. Baker. Approximation algorithms for np-complete problems on planar graphs. *J. ACM*, 41(1):153–180, 1994.
- [4] Hans L. Bodlaender. Some classes of graphs with bounded treewidth. *Bulletin of the EATCS*, 36:116–125, 1988.
- [5] Carl Burch, Robert Carr, Sven Krumke, Madhav Marathe, Cynthia Phillips, and Eric Sundberg. A decomposition-based pseudoapproximation algorithm for network flow inhibition. In David L. Woodruff, editor, *Network Interdiction and Stochastic Integer Programming*, volume 22 of *Operations Research/Computer Science Interfaces Series*, pages 51–68. Springer US, 2003.
- [6] M. R. Garey and David S. Johnson. The rectilinear steiner tree problem in np complete. *SIAM Journal of Applied Mathematics*, 32:826–834, 1977.
- [7] M. R. Garey, David S. Johnson, and Robert Endre Tarjan. The planar hamiltonian circuit problem is np-complete. *SIAM J. Comput.*, 5(4):704–714, 1976.
- [8] Montgomery D.C. Ghare, P.M. and W.C. Turner. Optimal interdiction policy for a flow network. *Naval Research Logistics Quarterly*, 18:37–45.
- [9] Rudolf Halin. S-functions for graphs. *Journal of Geometry*, 8(1-2):171–186, 1976.
- [10] A. J. Hoffman and H. M. Markowitz. A note on shortest path, assignment, and transportation problems. *Naval Research Logistics Quarterly*, 10(1):375–379, 1963.

- [11] John E. Hopcroft and Richard M. Karp. A $n^{5/2}$ algorithm for maximum matchings in bipartite graphs. In *SWAT (FOCS)*, pages 122–125, 1971.
- [12] Eitan Israeli and R. Kevin Wood. Shortest-path network interdiction. *Networks*, 40:2002, 2002.
- [13] Leonid Khachiyan, Endre Boros, Konrad Borys, Khaled M. Elbassioni, Vladimir Gurvich, Gábor Rudolf, and Jihui Zhao. On short paths interdiction problems: Total and node-wise limited interdiction. *Theory Comput. Syst.*, 43(2):204–233, 2008.
- [14] K. Malik, A. K. Mittal, and S. K. Gupta. The k most vital arcs in the shortest path problem. *Oper. Res. Lett.*, 8(4):223–227, August 1989.
- [15] Cynthia A. Phillips. The network inhibition problem. In *STOC*, pages 776–785, 1993.
- [16] Neil Robertson and P.D Seymour. Graph minors. iii. planar tree-width. *Journal of Combinatorial Theory, Series B*, 36(1):49 – 64, 1984.
- [17] Javier Salmeron, Kevin Wood, and Ross Baldick. Worst-case interdiction analysis of large-scale electric power grids, 2009.
- [18] S. Schwarz and S.O. Krumke. On budget-constrained flow improvement. *Information Processing Letters*, 66(6):291 – 297, 1998.
- [19] Larry Stockmeyer. Planar 3-colorability is polynomial complete. *SIGACT News*, 5(3):19–25, July 1973.
- [20] R.Kevin Wood. Deterministic network interdiction. *Mathematical and Computer Modelling*, 17(2):1 – 18, 1993.
- [21] Rico Zenklusen. Matching interdiction. *Discrete Applied Mathematics*, 158(15):1676–1690, 2010.
- [22] Rico Zenklusen. Network flow interdiction on planar graphs. *Discrete Applied Mathematics*, 158(13):1441–1455, 2010.