

Azimuthal Anisotropy in U+U Collisions at $\sqrt{s_{NN}} = 193$ GeV with STAR Detector at RHIC

Yadav Pandit (for the STAR Collaboration)

Department of Physics, UIC, Chicago, USA

E-mail: ypandit@uic.edu

Abstract. We report the measurement of first ($n = 1$) and higher order ($n = 2-5$) harmonic coefficients (v_n) of the azimuthal anisotropy in the distribution of the particles produced in U+U collisions at $\sqrt{s_{NN}} = 193$ GeV, recorded with the STAR detector at RHIC. The differential measurement of (v_n) is presented as a function of transverse momentum (p_T) and centrality. We also present v_n measurement in the ultra-central collisions. These data may provide strong constraints on the theoretical models of the initial condition in heavy ion collisions and the transport properties of the produced medium.

1. Introduction

The study of azimuthal anisotropy, based on Fourier coefficients, is widely recognized as an important tool to probe the hot, dense matter created in heavy ion collisions [1]. These measurements are sensitive to early stage evolution of the system. In a picture of hydrodynamic expansion of the system formed in the collisions, these final state momentum anisotropies are expected to rise due to the initial state anisotropy driven pressure gradients and subsequent interactions of the constituents. Specially the differential measurement of azimuthal anisotropy have been found to be sensitive to initial condition, thermalization, the equation of state and transport coefficients of the medium in the heavy ion collisions. Azimuthal anisotropy quantified by the Fourier coefficient of the particle distribution can be written as

$$E \frac{d^3N}{d^3p} = \frac{1}{2\pi} \frac{d^2N}{p_T dp_T dy} \left(1 + \sum_{n=1}^{\infty} 2v_n \cos n(\phi - \psi_R) \right). \quad (1)$$

where p_T is the transverse momentum, y is rapidity and ϕ is the azimuthal angle of each particle and ψ_R is the true reaction plane angle, defined by beam direction and impact parameter vector between two colliding nuclei. The sine terms in the Fourier expansion vanish due to the reflection symmetry with respect to the reaction plane. The reaction plane ψ_R is not measurable directly a priori, so the Fourier coefficients are determined with respect to the estimated participant event planes [1],

$$v_n = \langle \cos n(\phi - \Psi_n) \rangle. \quad (2)$$

where Ψ_n are the generalized participant event planes at all orders for each event. The estimated event plane from detected particles is corrected for event plane resolution. The

measured v_n with respect to Ψ_n for reasonable event-plane resolutions are closer to the root-mean-square values [2] than the mean values. The first harmonic coefficient v_1 , called directed flow, has two components rapidity odd directed flow generated due to bounce off motion of the nuclei and rapidity even directed flow due to dipole asymmetry in the initial geometry. The directed flow measurement should suppress the contribution from global momentum conservation especially at peripheral collisions along with other non-flow contributions. The rapidity odd $v_1(y)$ component at 200 GeV Au+Au collision is found very small at mid-rapidity and becomes significant at forward rapidity [3]. The rapidity even component $v_1(y)$ recently reported at 200 GeV Au+Au collisions [4] from STAR collaboration is found to have weak rapidity dependence as predicted by some models [5]. The transverse momentum dependence of rapidity event $v_1(p_T)$ is of interest in the present study. The second harmonic coefficient v_2 , popularly known as elliptic flow have been extensively studied both experimentally and theoretically. Recently higher order harmonics have also gained attention both from theory and experimental community. These higher order harmonics can provide valuable information about the initial state of the colliding system [6, 7, 8] and also provide an natural explanation to the ridge phenomena in heavy ion collisions [9]. Measurement of these harmonics in different systems and collisions energy helps to further understand the heavy ion physics in general.

In uranium - uranium (U+U) collisions, there is the potential to produce more extreme conditions of excited matter at higher density and/or greater volume than is possible using spherical nuclei like gold or lead at the same incident energy [10]. Uranium has quadrupole deformed shape. So U+U collisions may offer an opportunity to explore wider range of initial eccentricities. The collisions of special interest are the “ideal tip-tip” orientation in which the long axes of both deformed nuclei are aligned with the beam axis at zero impact parameter, and the “ideal body-body” orientation in which the long axes are both perpendicular to the beam axis and parallel to each other at zero impact parameter. The “ideal tip-tip” and “ideal body-body” collision events allow to test the prediction of hydrodynamical model(s) by varying the transverse particle density at spatial eccentricity similar to central Au+Au collisions.

We report here the first v_n measurements in U+U collisions from the STAR experiment at the Relativistic Heavy Ion Collider (RHIC) at $\sqrt{s_{NN}} = 193$ GeV. These data were collected during RHIC run-XII in the year 2012. These measurements are presented as a function of transverse momentum (p_T) and centrality.

2. The STAR experiment and Analysis Details

Data reported in this proceedings were collected in U+U collisions at $\sqrt{s_{NN}} = 193$ GeV in the year 2012 with a minimum bias trigger and the ultra central events were taken with a dedicated central trigger. Main detector used in the present measurements is the Time Projection Chamber (TPC) [11], the primary tracking device at STAR. TPC has full azimuthal coverage and uniform acceptance in ± 1.0 units of pseudorapidity. The charged particle momenta are measured by reconstructing their trajectories through the TPC. The events with the primary collision vertex position along the beam direction (V_z) within 30 cm of the center of the detector are selected for this analysis. Event vertex is further required to be in the transverse direction within 2.0 cm from the center of the beam pipe. Centrality classes in U+U collisions at $\sqrt{s_{NN}} = 193$ GeV are defined using the number of charged particle tracks reconstructed in the Time Projection Chamber (TPC) within pseudorapidity $|\eta| < 0.5$ and passing within 3 cm of interaction vertex. The uncorrected, i.e. not corrected for acceptance and reconstruction efficiency, multiplicity (N_{ch}) distribution for events with a reconstructed primary vertex is shown in Fig. 1.

This analysis was carried out on tracks that had transverse momenta $p_T > 0.15$ GeV/c, passed within 3 cm of the primary vertex, had at least 15 space points in the main TPC acceptance ($|\eta| < 1.0$) and the ratio of the number of actual space points to the maximum possible number of space points for that track’s trajectory was greater than 0.52.

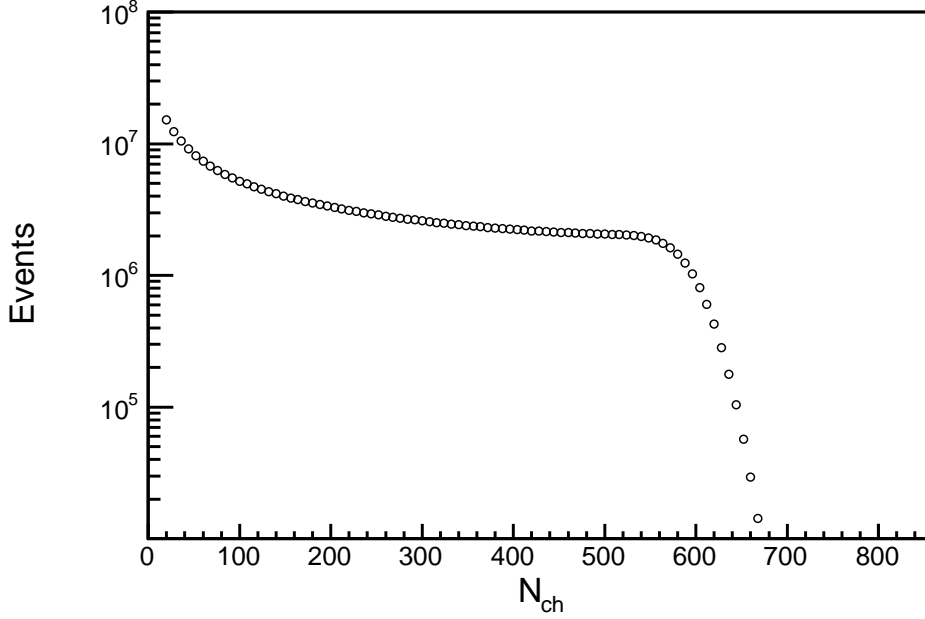


Figure 1. Uncorrected multiplicity distribution with $|\eta| < 0.5$ in U+U collisions at $\sqrt{s_{NN}} = 193$ GeV. Events with $N_{ch} > 10$ are selected for the present analysis.

For any Fourier harmonic n , the event flow vector (Q_n) and the event plane angle (Ψ_n) are defined by [1],

$$Q_n \cos(n\Psi_n) = Q_{nx} = \sum_i w_i \cos(n\phi_i), \quad (3)$$

$$Q_n \sin(n\Psi_n) = Q_{ny} = \sum_i w_i \sin(n\phi_i), \quad (4)$$

$$\Psi_n = \left(\tan^{-1} \frac{Q_{ny}}{Q_{nx}} \right) / n, \quad (5)$$

where sums extend over all particles i used in the event plane calculation, and ϕ_i and w_i are the laboratory azimuthal angle and the weight for the i -th particle, respectively. The event plane vector is reconstructed from tracks with transverse momentum (p_T) up to 2 GeV/ c and within $|\eta| < 1.0$. For first harmonics ($n=1$), the weight is taken as,

$$w_i = p_T - \frac{\langle p_T^2 \rangle}{\langle p_T \rangle}, \quad (6)$$

and for higher harmonics ($n > 1$) the weight is equal to the transverse momentum

$$w_i = p_T. \quad (7)$$

The $\langle p_T \rangle$ and $\langle p_T^2 \rangle$ represent event averaged quantities. The choice of this weight corrects the effect of the momentum conservation and also it cancels out the conventional pseudorapidity asymmetric directed flow [5, 12].

We used scalar product method as well as the event plane method to measure the signal. In the scalar product method, the particles with $0.5 < \eta < 1.0$ were assigned to one subevent and

particles with $-1.0 < \eta < -0.5$ to the other subevent, separated by η gap of 1.0 units between two subevents and at least 0.5 unit with the particle of interest and the subevent to which it is correlated. In order to remove the acceptance effects we applied recentering correction [1] to the flow vectors. With unit vector defined as $u_{ni} = e^{in\phi}$, the first harmonic coefficient v_n is evaluated as,

$$v_n(\eta > 0) = \frac{\langle Q_{na}(\eta < 0)u_{ni}^* \rangle}{\sqrt{\langle Q_{na}Q_{nb} \rangle}} \quad (8)$$

$$v_n(\eta < 0) = \frac{\langle Q_{nb}(\eta > 0)u_{ni}^* \rangle}{\sqrt{\langle Q_{na}Q_{nb} \rangle}} \quad (9)$$

In the event plane method, the particles with $0.1 < \eta < 1.0$ were assigned to one subevent and particles with $-1.0 < \eta < -0.1$ to the other subevent, so that subevents were separated by η gap of 0.2 units. Larger pseudorapidity separation was desired but we are limited by the event plane resolution. In this method, we first evaluate the event plane angle Ψ_n from the event plane vector (Q_n) and the event plane angle was flattened using a shifting correction method to correct for the detector acceptance effects. The particle correlation with event plane angle Ψ_n is given by,

$$v_n(\eta > 0) = \frac{\langle \cos n(\phi - \Psi_{na}(\eta < 0)) \rangle}{\sqrt{\langle \cos n(\Psi_{na}(\eta < 0) - \Psi_{nb}(\eta > 0)) \rangle}}. \quad (10)$$

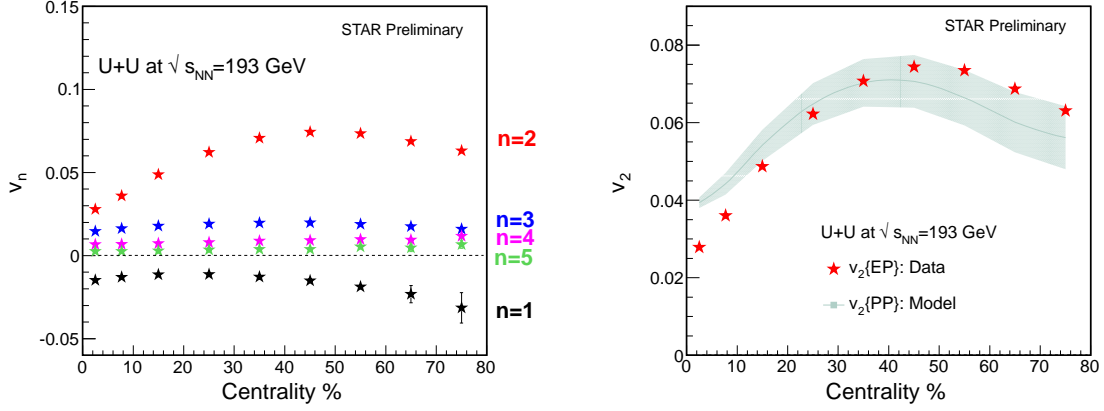
$$v_n(\eta < 0) = \frac{\langle \cos n(\phi - \Psi_{nb}(\eta > 0)) \rangle}{\sqrt{\langle \cos n(\Psi_{na}(\eta < 0) - \Psi_{nb}(\eta > 0)) \rangle}}. \quad (11)$$

3. Result and discussion

Results are presented with only statistical errors. In these studies, contribution from short range correlation such as Bose-Einstein correlations, coulomb interactions are studied using a pseudorapidity gap of at least 0.5 units in pseudorapidity between the event vector and the particle of interest using scalar product method. Results from both methods, scalar product with larger pseudorapidity gap and event plane method with smaller pseudorapidity gap are consistent with each other, which suggests that non-flow contribution from short range correlations are small. To reduce the effects from high p_T particles in the estimation of the event plane, we used p_T weight only up to 2 GeV/c. The non-flow contribution from the jets/minijets is not known and might be a significant contributor to the systematic uncertainties especially at peripheral collisions.

Figure 2 (a) presents the v_n integrated in transverse momentum p_T ($0.15 < p_T < 2\text{GeV}/c$) and pseudorapidity η ($|\eta| < 1.0$) as a function of centrality. Except for v_2 , we observe very weak centrality dependence. The initial overlap geometry, which makes the dominant contribution to the elliptic flow, changes from central to peripheral collisions, giving rise to the strong centrality dependence of v_2 . For v_1 , centrality dependence is observed only at more peripheral collisions (40-80%) where non flow contribution may be significant. The non flow contribution from the momentum conservation effect [12] may not have perfectly suppressed in peripheral collisions in the measurement of v_1 . The centrality dependence of the geometry fluctuations are not yet understood. The weak centrality dependence of the flow coefficients which are believed to originate from geometry fluctuations indicates that geometry fluctuations weakly depend on centrality.

Figure 2 (b) presents the elliptic flow v_2 as a function of centrality compared with a model prediction based on glauber based [13] prediction. Model curve is for 200 GeV U+ U collisions from reference [14]. For central collisions, experimental data are lower than the prediction.



(a) v_n integrated in $p_T < 2$ GeV/ c and $|\eta| < 1.0$ as a function of centrality (b) v_2 as a function of centrality compared to the prediction based on MC glauher model [14]

Figure 2. v_n as a function of centrality for U+U Collisions

The v_n of all charged hadrons, for $n = 1, 2, 3, 4$ and 5 as a function of p_T at various centralities, as shown in Fig. 3. The data for 0–5% centrality are shown in the upper panels, and for intermediate centrality (30–40%) in the lower panels. All v_n measurements show an increasing trend as a function of p_T . Except for v_2 , we observe very weak centrality dependence. Also shown are the same measurement from Au+Au collisions at 200 GeV for the comparisons. We observe the difference in v_n for $n=1$ and $n=2$ at 0–5% central between U+U and Au+Au collisions. This may hint to initial overlap geometry difference in the central collisions between two systems Au+Au and U+U collisions. The difference diminishes in higher harmonics and more peripheral collisions.

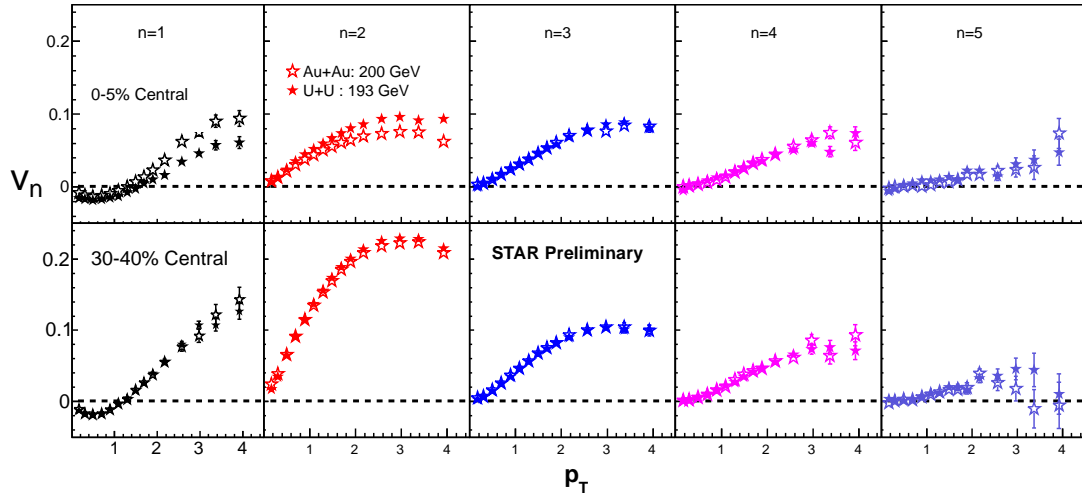
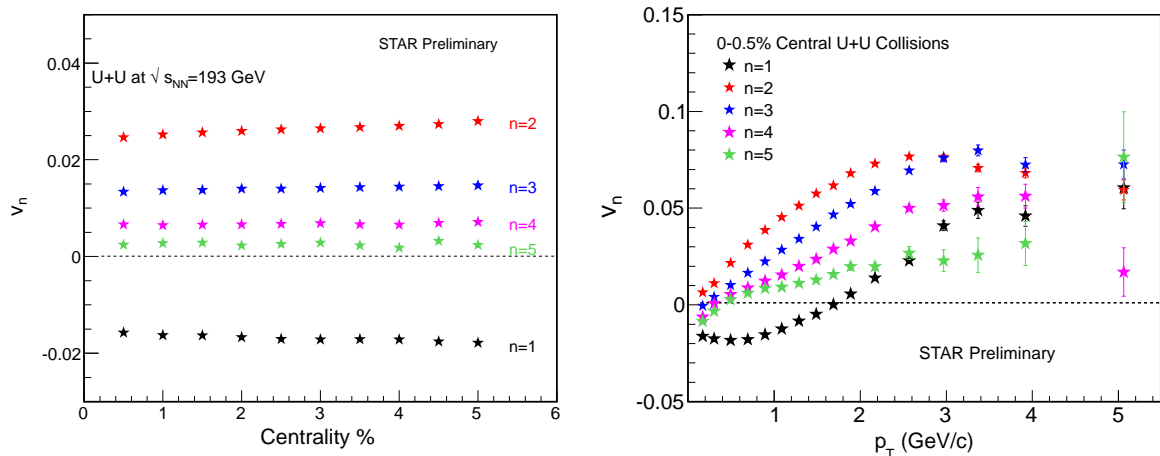


Figure 3. v_n measurement at 0–5% central in upper panels and mid central (30–40%) collisions in the lower panels as a function of p_T for U+U collisions at 193 GeV compared with v_n measurement for Au+Au collisions at 200 GeV [15]

We also report measurement of v_n for ultra central U+U collisions. The centrality selection is based on reference multiplicity. We subdivide 0-5% central bin into 10 smaller centrality bins upto most central 0-0.5% centrality. The most central 0-0.5% collisions should have dominant contribution from tip-tip collisions. In Fig. 4 (a), v_n as a function of centrality for ultra central collisions is shown. Other than second harmonic coefficient, the v_n do not change in this centrality range. We observe small change for v_2 since it still has some contribution from initial overlap geometry. This observation suggests that there is still a small contribution from body-body collisions.



(a) v_n as a function of centrality at 0-5% central collisions (b) v_n as a function of p_T at ultra central(0-0.5%) collisions

Figure 4. v_n as a function of centrality and transverse momentum for ultra central collisions

In Fig. 4 (b), the v_1 signal along with v_2 , v_3 , v_4 and v_5 a function of transverse momentum up to $p_T \sim 5$ GeV/c is shown for ultra central (0-0.5%) collisions. In these most central events we find that higher harmonics are also significant in magnitude compared with second harmonics in the intermediate transverse momentum. Contributions from higher harmonics should not be overlooked interpreting dihadron correlation data at intermediate transverse momentum. These higher harmonics may offer natural explanation to the novel ridge phenomena in heavy ion collisions [6]. Model comparisons with these new data may help us to better understand the medium properties.

4. Summary

We report the first measurement of azimuthal anisotropy v_n for $n = 1-5$ as a function of transverse momentum p_T and centrality in U+U collisions at $\sqrt{s_{NN}} = 193$ GeV, recorded with the STAR detector at RHIC. Centrality dependence is weak for harmonics other than second harmonics. For higher harmonics and mid central collisions, v_n (U+U) is similar to v_n (Au+Au), the difference appears at central collisions for v_1 and v_2 . At intermediate p_T ranges 3-5 GeV/c, v_n are comparable to the v_2 signal in ultra central collisions. Model calculation specially at ultra central collisions may be useful to constrain the initial condition and transport coefficient of the medium produced in heavy ion collisions.

References

- [1] A. M. Poskanzer and S. A. Voloshin, Phys. Rev. C **58**, 1671 (1998).
- [2] J. -Y. Ollitrault, A. M. Poskanzer and S. A. Voloshin, Phys. Rev. C **80**, 014904 (2009).
- [3] Y. Pandit for the STAR Collaboration, 2011 J. Phys.: Conf. Ser. **316** 012001.

- [4] Y. Pandit for the STAR Collaboration, arXiv:1211.7162 [nucl-ex].
- [5] Matthew Luzum and J. Y. Ollitrault Phys. Rev. Lett. **106**, 102301 (2011).
- [6] P. Sorensen, B. Bolliet, A. Mocsy, Y. Pandit and N. Pruthi, Phys. Lett. B **705** 71 (2011).
- [7] B. Alver and G. Roland, Phys. Rev. C **81**, 054905 (2010).
- [8] B. Schenke, S. Y. Jeon, and C. Gale, Phys. Rev. Lett. **106**, 042301 (2011).
- [9] D. Teaney and L. Yan Phys. Rev. C **83**, 064904 (2011).
- [10] C. Nepali et al . Phys. Rev. C, **73**, 2006.
- [11] M. Anderson *et al.*, Nucl. Instr. Meth. A **499**, 659 (2003).
- [12] E Retinskaya et al Phys. Rev. Lett. **108**, 252302 (2012)
- [13] M. L. Miller, K. Reygers, S. J. Sanders and P. Steinberg, Ann. Rev. Nucl. Part. Sci. **57**, 205 (2007); B. Alver et al., Phys. Rev. C **77** , 014906 (2008).
- [14] H. Masui et. al, Phys. Lett. B 679, 440(2009)
- [15] Y. Pandit for the STAR Collaboration, arXiv:1210.5315 [nucl-ex].