

# STABLE COMMUTATOR LENGTH IN FREE PRODUCTS OF CYCLIC GROUPS

ALDEN WALKER

ABSTRACT. We give an algorithm to compute stable commutator length in free products of cyclic groups which is polynomial time in the length of the input, the number of factors, and the orders of the finite factors. We also describe some experimental and theoretical applications of this algorithm.

## 1. INTRODUCTION

**1.1. Background.** Low-dimensional topology is informed by experiment, and it is often the case that, besides being useful to compute examples, explicit algorithms provide important theoretical tools. In this paper, we describe an algorithm to compute stable commutator length (scl) in free products of cyclic groups.

Briefly, if  $G$  is a group and  $w \in [G, G]$ , then the *commutator length*  $\text{cl}(w)$  is the least number of commutators whose product is  $w$ , and the *stable commutator length*  $\text{scl}(w) = \lim_{n \rightarrow \infty} \text{cl}(w^n)/n$ . Stable commutator length extends to a function on  $B_1(G)$ , the space of real 1-boundaries in the group homology of  $G$ . There is another, equivalent, definition of stable commutator length in terms of topologically minimal surface maps, which will be our main interest.

Even for simple spaces, scl can be quite complicated, as we describe below. An algorithm to compute scl in free groups, `scallop`, by Danny Calegari is described in [1]. The key to `scallop` is that surface maps into free groups can be parametrized by the combinatorial data of a *fatgraph*. The papers [4, 5, 7, 8, 9] give theoretical results which leverage the same combinatorial ideas.

**1.2. Result.** The complexity of the `scallop` algorithm is polynomial in the input length and exponential in the rank of the free group (see [1]). In this paper, we describe a generalization, `scylla`, of the `scallop` algorithm. The new `scylla` algorithm computes scl in free products of cyclic groups, both finite and infinite, and is polynomial time in the length of the input, the rank of the free factor, the sizes of the finite factors, and the total number of factors. We should remark that free products of cyclic groups are virtually free, and it is theoretically possible to lift the scl computation to a finite index subgroup and use `scallop`. However, this is infeasible: if  $K$  is the product of the orders of the finite factors, then the rank of the finite index free subgroup is, in general, at least  $K$ . It is also necessary to multiply the length of the input by  $K$ . The resulting algorithm therefore has complexity at least  $O((KI)^K)$ , where  $I$  is the length of the original input. It is very infeasible in practice. By working in the group itself instead of lifting to a finite index subgroup, we can achieve polynomial complexity, and the algorithm more naturally reflects the group structure, which is useful theoretically.

Let  $G = *_j G_j$  be a free product of the cyclic groups  $G_j$ . Let  $o_j$  be the order of the generator of  $G_j$ , where by convention  $o_j = 0$  if  $G_j$  is infinite. Given  $\Gamma = \sum_i w_i \in B_1(G)$  a collection of reduced, minimal length words  $w_i$ , we define  $|\Gamma|$  to be the sum of the word lengths of the  $w_i$ . We prove the following.

**Theorem 4.2.** *In the above notation, the stable commutator length  $\text{scl}(\sum_i g_i)$  is the solution to a rational linear programming problem with at most  $|\Gamma|^3(1 + \sum_j o_j) + |\Gamma|^2$  columns and  $|\Gamma|^2(1 + \sum_j o_j)$  rows. An extremal surface map for  $\Gamma$  can be constructed from a minimizing vector.*

The linear programming problem dimensions given in the theorem are on the correct order, but we remark that they are almost certainly overestimates. Precise dimensions can be given in closed form in terms of how many letters in the  $w_i$  are in each free factor, but this is not particularly illuminating.

The main contribution of this paper is the idea that surfaces can be built out of different kinds of pieces, and as far as computational complexity is concerned, the smaller the better.

**1.3. Overview of the paper.** In Section 2, we review topologically minimal surfaces and the definition of  $\text{scl}$ . In Section 3, we show how surface maps into free groups are carried by the combinatorial structure of a fatgraph and how this structure can be used to compute  $\text{scl}$ . Section 4 extends this to give a combinatorial parametrization of surface maps into free products of cyclic groups. Finally, Section 5 shows how one can use the `scylla` algorithm, both experimentally and theoretically.

**1.4. Software.** The algorithm described in this paper is implemented as part of the `scallop` package [6]. The `scallop` package contains the algorithms `scallop` and `scylla`, among other things.

**1.5. Acknowledgements.** I would like to thank Danny Calegari and Mark Sapir. Alden Walker was supported by NSF grant DMS 1203888.

## 2. TOPOLOGICALLY MINIMAL SURFACES

**2.1. Definition.** Let  $X$  be a topological space and let  $\Gamma : \coprod_i S_i^1 \rightarrow X$  be a collection of loops in  $X$  which together are homologically trivial. If  $S$  is a surface with boundary, and  $f : S \rightarrow X$  is a continuous map, we say that the pair  $(S, f)$  is an *admissible map* for  $\Gamma$  if the diagram

$$\begin{array}{ccc} S & \xrightarrow{f} & X \\ \uparrow & & \uparrow \Gamma \\ \partial S & \xrightarrow{\partial f} & \coprod_i S_i^1 \end{array}$$

commutes and if, on homology,  $\partial f_*([\partial S]) = n(S, f) [\coprod_i S_i^1]$ . That is, if  $f$  takes  $\partial S$  to the collection of loops in  $X$  (so it factors through  $\Gamma$ ), and  $\partial f$  maps to each component of  $\Gamma$  with the same degree, which we denote by  $n(S, f)$ . There is no requirement that  $S$  be connected.

Since  $S$  has boundary, genus is not a good measure of complexity, so for a connected surface, we define  $\chi^-(S) = \min(0, \chi(S))$ . For a general surface,  $\chi^-(S)$  is the sum of  $\chi^-$  over the connected components of  $S$ . Then we define

$$\text{scl}(\Gamma) = \inf_{(S,f)} \frac{-\chi^-(S)}{2n(S,f)},$$

where the infimum is taken over all surface maps  $(S, f)$  admissible for  $\Gamma$ . Intuitively, scl measures the complexity of the most “efficient” surface which bounds  $\Gamma$ , where the surfaces are allowed to map with high degree if that can reduce the average Euler characteristic.

Now let  $G$  be a group. Let  $B_1(G)$  be boundary chains in the group homology  $H_1(G; \mathbb{Z})$ , and define

$$B_1^H(G) = B_1(G) \otimes \mathbb{R} / \langle g^n = ng, hgh^{-1} = g \rangle.$$

That is,  $B_1^H(G)$  is the vector space of homologically trivial 1-chains in  $G$ , where we have taken the quotient to make conjugation trivial and make taking powers the same as multiple copies. Now say  $\sum_i w_i \in B_1^H(G)$ ; for example, we might take a single element  $w \in [G, G]$ . Then  $\text{scl}(\sum_i w_i) = \text{scl}(\Gamma)$ , where  $\Gamma$  is a collection of loops in a  $K(G, 1)$  space representing the  $w_i$ . Note that while the definition of scl uses specific representative loops in  $B_1(G)$ , it naturally descends to the quotient  $B_1^H(G)$ , because it obviously depends only on the free homotopy classes of the boundaries, and multiple boundary components of a surface  $S$  mapping to the same loop can be joined together with 1-handles to create a single boundary mapping to a power. It is a proposition that this definition of scl and the group-theoretic definition in the introduction are equivalent. See [1], Chapter 2 for a more thorough introduction to scl.

Since we allow admissible surfaces to map to  $\Gamma$  with arbitrary degree, scl need not be rational, and in fact there exist finitely presented groups containing elements with transcendental scl [11]. Even for rational scl values, though, there need not exist a particular surface map which realizes the infimum. If there *is* such a surface, we say that it is *extremal* for  $\Gamma$ .

**2.2. Experiments in free groups.** The scl spectrum is quite rich, even (especially?) for free groups. Using `scallop` or `scylla`, it is possible to compute the scl of many random words. A histogram of the values with large bins looks approximately Gaussian, while a histogram using small bins shows the fractal-like nature of the spectrum. See Figure 1.

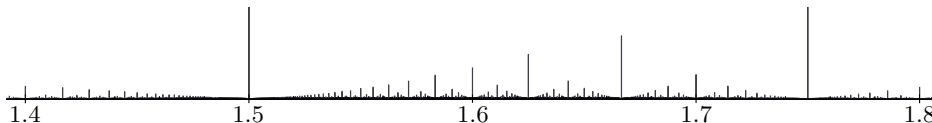


FIGURE 1. A histogram of scl values for many words of length 40 in a free group of rank 2. Some of the vertical bars are not to scale.

## 3. SURFACE MAPS INTO FREE GROUPS

In this section, we show how to parametrize the space of admissible surface maps into free groups as a polyhedron in a vector space, and in such a way that scl can be computed as a linear function. Logically, this section follows from Section 4. However it serves as a warm up and introduction to our notation and methods.

**3.1. Notation.** Let  $F_k$  be a free group of rank  $k$ . We'll denote the rose with  $k$  loops by  $X_k = K(F_k, 1)$ . Let  $\Gamma \in B_1^H(F_k)$ . We will write  $\Gamma = \sum_i w_i$ , expressing  $\Gamma$  as a formal sum of words. Note that while  $B_1^H(F_k)$  is a vector space over  $\mathbb{R}$ , it suffices to compute scl over  $\mathbb{Q}$  by continuity and over  $\mathbb{Z}$  by clearing denominators and using homogeneity. We use the term *generator* to mean a generator of  $F_k$ ; in our examples, we'll use  $a$  and  $b$  as generators of  $F_k$ , and we'll denote inverses with capital letters, so  $A = a^{-1}$  and  $B = b^{-1}$ . The formal sum of words  $\sum_i w_i$  in these generators represents  $\Gamma$ , and we will call a particular letter in a particular location in one of these words a *letter*. It is important to distinguish between a generator and a particular occurrence of that generator in the chain  $\Gamma$  (i.e., a letter). Two letters are inverse if the generators they denote are inverse. We use  $\Gamma_{i,j}$  to denote letter  $j$  of word  $i$  of  $\Gamma$ , with indices starting at 0. If a chain is written out, we will use similar subscripts to reference letters, so if  $\Gamma = abAABB + ab$ , then  $a_{0,0}$  denotes the  $a$  at index 0 of word 0, and  $B_{0,4}$  denotes the  $B$  at index 4 in the word 0.

## 3.2. Fatgraphs.

**Definition 3.1.** A *fatgraph*  $Y$  is a graph with a cyclic order on the incident edges at each vertex. The cyclic order ensures that a fatgraph admits a well-defined *fattening* to a surface  $S(Y)$ , and the surface  $S(Y)$  deformation retracts back to  $Y$ . See Figure 2.

Notice that  $\chi(Y) = \chi(S(Y))$ .

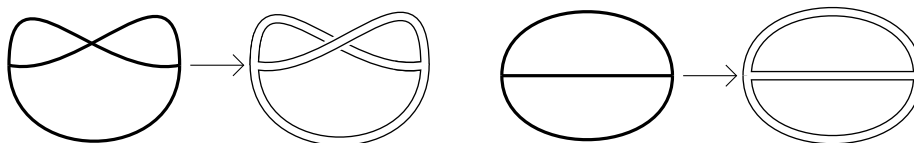


FIGURE 2. Two fatgraphs differing only in the cyclic orders at their vertices, and their fattenings to a once-punctured torus and a trice-punctured sphere.

**Definition 3.2.** A *fatgraph over  $F_k$*  is a fatgraph with a label on each side of every edge, where each label is a generator of  $F_k$ , and in such a way that inverse generators appear on opposite sides of the same edge. See Figure 3.

A fatgraph over  $F_k$  induces a surface map  $S(Y) \rightarrow X_k$  by sending the vertices to the basepoint of  $X_k$  and sending the edges around the loops of  $X_k$  as instructed by the labels. There is also a converse.

**Lemma 3.3** ([10], Theorem 1.4). *Let  $S$  be a surface with boundary, and let  $g : S \rightarrow X_k$  be a continuous map. Then there exists a fatgraph  $Y$  labeled over  $F_k$  with induced map  $h : S(Y) \rightarrow X_k$  such that  $-\chi^-(Y) \leq -\chi^-(S)$  and  $g(\partial S) = h(\partial S(Y))$ .*

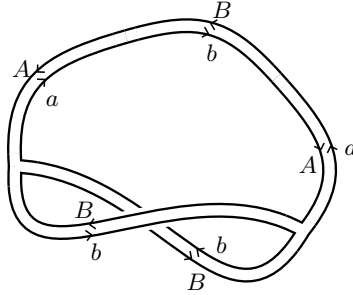


FIGURE 3. A labeled fatgraph over  $F_2$ . The induced surface map takes the boundary to the conjugacy class of the commutator  $[abAB, BaBA] = abABBaBAbb$ .

The fatgraph  $Y$  is obtained from the surface  $S$  by first compressing it and then deforming it to give the fatgraph structure.

**3.3. Surface maps into free groups.** We now look more closely at labeled fatgraphs in order to decompose them into *rectangles* and *triangles*. This is essentially the same idea as the *scallop* algorithm, except we decompose further to improve the rigor and computational complexity. The tedious notation is important only for bookkeeping reasons — the idea of the decomposition is quite straightforward and is contained in the figures.

Let  $S(Y) \rightarrow X_k$  be a labeled fatgraph map which is admissible for the chain  $\Gamma$ . Consult Figure 4, and consider decomposing  $S(Y)$  into pieces: *rectangles* (the edges of  $S(Y)$ ), and *polygons* (the vertices of  $S(Y)$ ).

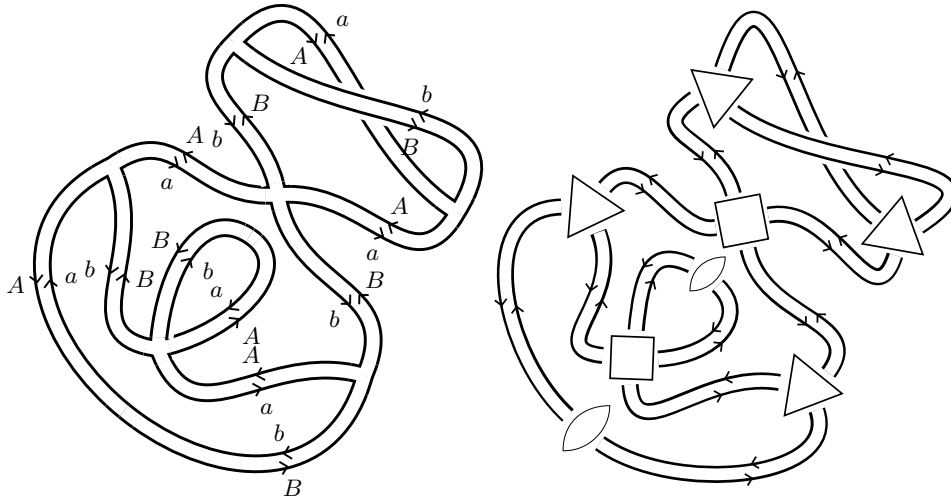


FIGURE 4. A fatgraph structure on an extremal (in particular, admissible) surface for the chain  $abAABB + ab$ , and the same fatgraph split into rectangles and polygons.

On each rectangle in  $S$ , we find two letters in  $\Gamma$ , say  $x$  and  $y$ , which must be inverses, and we denote the rectangle with these long sides labeled by  $x$  and  $y$  by

$r(x, y)$ . The rectangle  $r(x, y)$  is the same as  $r(y, x)$ . We need to record the interface between rectangles and the fatgraph vertices, which happens along the short *edges* of the rectangles. Each edge is determined by the adjacent long labeled sides, and we'll denote an edge as an ordered pair  $e(x, y)$  of the incoming labeled side, say  $x$ , followed by the outgoing side  $y$ . Note that  $e(x, y) \neq e(y, x)$ . Formally, the set of all edges is all pairs of letters in  $\Gamma$ . Reading counterclockwise around a rectangle  $r(x, y)$ , we find the side labeled  $x$ , then the edge  $e(x, y)$ , then  $y$ , then  $e(y, x)$ .

Each vertex of the fatgraph, after cutting off the rectangles, becomes a polygon whose sides are all edges (which were attached to rectangle edges), and we want to record which edges these are. Note that each vertex of the polygon lies between two letters in the boundary. The name of an edge of a polygon is  $e(x, y)$ , where  $x$  is the letter *incoming* to the initial vertex of the edge, and  $y$  is the letter *outgoing* from the terminal vertex of the edge.

When we cut off a rectangle, we produce an edge on the polygon, and an edge on the rectangle. If the rectangle edge is  $e(\Gamma_{i,j}, \Gamma_{k,l})$ , then the attaching polygon edge is  $e(\Gamma_{k,l-1}, \Gamma_{i,j+1})$ . See Figures 5 and 6.

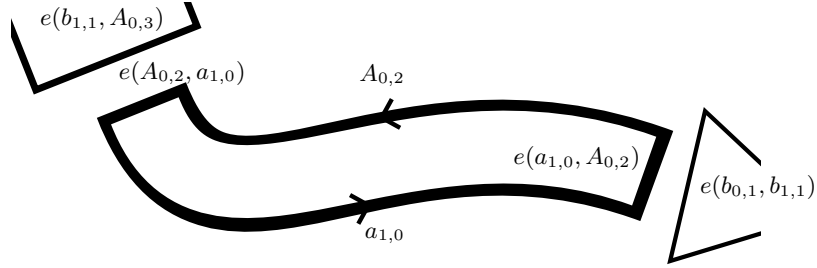


FIGURE 5. The rectangle  $r(a_{1,0}, A_{0,2})$  for the chain  $abAABB + ab$ , pictured as an enlarged piece of Figure 4, as found towards the lower right of Figure 4, with sides and short edges labeled.

Now consider what edges we can find around a polygon. If two rectangles are adjacent, they must correctly read off a portion of the chain  $\Gamma$ . In other words, the incoming letter on a rectangle must be immediately before (in  $\Gamma$ ) the outgoing letter of the next (counterclockwise) rectangle. With the definitions above, we find that if edge  $e_2$  follows  $e_1$  counterclockwise on the boundary of a polygon, then if  $e_1 = e(x, \Gamma_{i,j})$ , where  $x$  is any letter in  $\Gamma$ , then then  $e_2$  must be of the form  $e(\Gamma_{i,j-1}, y)$  for some letter  $y$ . This may be counterintuitive, as the *following* edge is labeled by the *previous* letter. Consult Figure 6.

There are only finitely many rectangles which can possibly appear in a fatgraph admissible for  $\Gamma$ , since each rectangle must correspond to a pair of letters in  $\Gamma$  which are inverses of each other. However, there are infinitely many types of polygons which could occur, because a polygon can have an arbitrary number of sides. To break the fatgraph into finitely many types of pieces, we need to cut up the polygons into *triangles*, which we can always do; see Figure 7. It is important to cut the polygons into triangles with no internal vertices.

The boundary of each triangle is three edges. Some of these are inherited from the boundary of the polygon that we cut, and these edges get the labels they had originally. There are also new edges that arise from cutting the polygon. Actually,

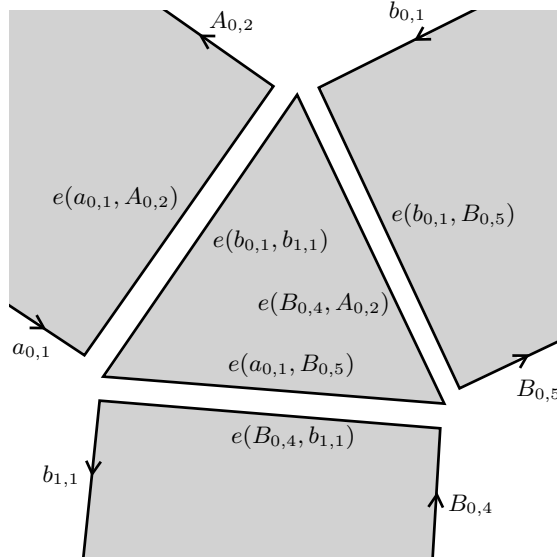


FIGURE 6. A polygon and the rectangles incident to it, with edges labeled. This example is the lower-right hand triangle in Figure 4.

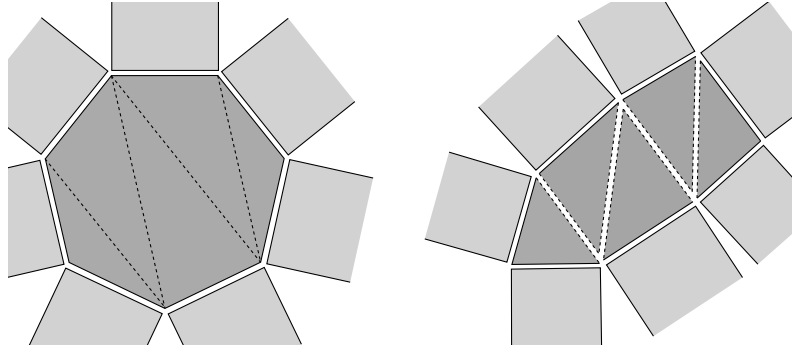


FIGURE 7. Cutting a polygon into triangles.

these can be labeled in the same way: each vertex of a triangle lies at some vertex of a polygon, and we label an edge of a triangle as  $e(x, y)$  when  $x$  is the letter incoming to the initial vertex, and  $y$  is the letter outgoing from the terminal vertex. Just like with the attachment between the edges on rectangles and edges on polygons, if we find edge  $e(\Gamma_{i,j}, \Gamma_{k,l})$  on a triangle, then the edge on the triangle on the other side of the cut will be  $e(\Gamma_{k,l-1}, \Gamma_{i,j+1})$ . We denote a triangle  $t(e_1, e_2, e_3)$ , using its cyclically ordered edges. See Figure 8. Note that each type of rectangle, triangle, and edge may appear many times in our decomposition.

**3.4. Building surface maps.** To summarize, we have shown that, after possibly compressing, any surface map admissible for a chain  $\Gamma$  is carried by a labeled fatgraph map, and this fatgraph can be cut into rectangles, which are specified by a pair of inverse letters in  $\Gamma$ , and triangles, which are specified by three cyclically

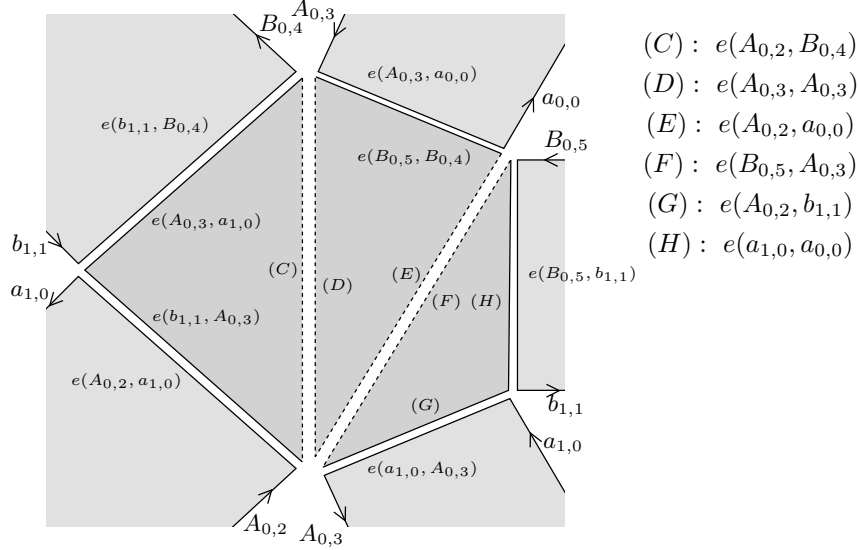


FIGURE 8. Labeling the edges of the triangles for a hypothetical collection of triangles and rectangles for the chain  $abAABB + ab$ . For clarity, some of the labels have been moved off to the right, as indicated.

ordered compatible edges. Recall that three edges are compatible if each edge of the form  $e(x, \Gamma_{i,j})$  for some letter  $x$  is cyclically followed by an edge of the form  $e(\Gamma_{i,j-1}, y)$  for some letter  $y$ . To obtain the fatgraph back from the pieces into which we cut it, we glue back rectangles and triangles along edges. Each edge appears in possibly many rectangles and triangles, but if we remember the original fatgraph, we can glue appropriately. All gluings glue an edge labeled  $e(\Gamma_{i,j}, \Gamma_{k,l})$  to one labeled  $e(\Gamma_{k,l-1}, \Gamma_{i,j+1})$ . We'd like to show that if instead of starting with the fatgraph and cutting, we start with a collection of the pieces satisfying some constraints, then we can glue them to give a labeled fatgraph and thus an admissible surface map for  $\Gamma$ . It turns out that we can't always assemble the pieces into a fatgraph, but we *can* assemble them into a surface map, and that will be enough.

We must be slightly careful to avoid degenerate pieces. A *dummy edge* is an edge  $e(x, y)$ , where  $y$  follows  $x$  cyclically in  $\Gamma$ . Since  $\Gamma$  is reduced, no rectangle can contain a dummy edge, but we make the additional constraint that no triangle can contain a dummy edge. Note that any surface admissible for  $\Gamma$  that is glued along a dummy edge can be cut along the dummy edge to produce a surface admissible for  $\Gamma$  and with smaller Euler characteristic.

We define a *piece* to be either a rectangle or triangle. Let  $\mathcal{P}_\Gamma$  be the set of all types of pieces. Note that  $|\mathcal{P}_\Gamma| \leq |\Gamma|^3$ , since the rectangles are specified by two letters, and the triangles by three. In particular,  $\mathcal{P}_\Gamma$  is finite. Let  $\mathcal{E}_\Gamma$  be the set of all edges, not including dummy edges, and similarly,  $|\mathcal{E}_\Gamma| \leq |\Gamma|^2$ . Let  $V_\Gamma = \mathbb{Q}[\mathcal{P}_\Gamma]$  be the vector space spanned by the pieces, and let  $E_\Gamma = \mathbb{Q}[\mathcal{E}_\Gamma]$  be the vector space spanned by the edges. There is a boundary map  $\partial : V_\Gamma \rightarrow E_\Gamma$  defined on generators by taking each rectangle or triangle to the sum of its edges. Specifically,  $\partial(r(x, y)) = e(x, y) + e(y, x)$ , and  $\partial(t(e_1, e_2, e_3)) = e_1 + e_2 + e_3$ . On edges, there is a map which records if a collection of edges is compatible: we define  $\iota : E_\Gamma \rightarrow E_\Gamma$



on generators by  $\iota(e(\Gamma_{i,j}, \Gamma_{k,l})) = -e(\Gamma_{k,l-1}, \Gamma_{i,j+1})$ . These maps will allow us to determine whether a collection of pieces can be glued up to produce a fatgraph.

We also need to extract Euler characteristic from the pieces. We define  $\chi : V_\Gamma \rightarrow \mathbb{Q}$  on generators to be 0 on every rectangle, and  $-1/2$  on every triangle. For each word  $w_i$  in the sum  $\Gamma = \sum w_i$ , we define  $N_i : V_\Gamma \rightarrow \mathbb{Q}$  to be zero on all triangles, and 1 on a rectangle if and only if one of the sides of the rectangle is the first letter in  $w_i$ . Note that the first letter of  $w_i$  cannot be on both sides of a rectangle, because then it would be its own inverse.

The set of positive vectors in the subspace  $\ker(\iota \circ \partial)$  is a cone in  $V_\Gamma$ , which we denote by  $C_\Gamma$ , and the intersection of  $C_\Gamma$  with the affine subspace  $\{v \in V \mid N_i(v) = 1 \forall i\}$  is a polyhedron, which we denote by  $P_\Gamma$ . This is the *admissible polyhedron* for  $\Gamma$ .

**Proposition 3.4.** *In the above notation,  $\text{scl}(\Gamma) = \inf_{v \in P_\Gamma} -\chi(v)/2$ . Furthermore, an extremal surface for  $\Gamma$  can be extracted from a minimizing vector in  $P_\Gamma$ .*

The proof of Proposition 3.4 breaks into two lemmas, one for each direction of an inequality.

**Lemma 3.5.** *Given  $f : S \rightarrow X_k$  an admissible surface for  $\Gamma$ , there is a vector  $v \in P_\Gamma$  so that  $-\chi(v)/2 \leq -\chi^-(S)/2n(S, f)$ .*

*Proof.* By Lemma 3.3, there is a labeled fatgraph  $Y$  with  $-\chi(Y) \leq -\chi(S)$  so that the map  $f' : S(Y) \rightarrow X_k$  has the same boundary image as  $S$ . In particular,  $(S(Y), f')$  is admissible for  $\Gamma$ , and  $n(S(Y), f') = n(S, f)$ . Cut  $Y$  into rectangles and triangles, and record the number of each type in an (integral) vector  $v \in V_\Gamma$ . The total degree of  $S(Y)$  over each loop  $w_i$  can be determined by counting the number of times that  $w_i$  appears in the boundary of  $S(Y)$ , which is the same as counting the number of times that the first letter of  $w_i$  appears. That is,  $N_i(v) = n(S(Y), f') = n(S, f)$  for all  $i$ . Furthermore,  $\chi(v) = \chi^-(S(Y))$ , because  $S(Y)$  is homotopy equivalent to its spine, which is a graph with one 2-valent vertex for each rectangle and one 3-valent vertex for each triangle, so the definition of  $\chi(v)$  on generators clearly computes Euler characteristic. Scaling  $v$  by  $1/N_i(v)$  (for any  $i$ , as they are all equal) gives a vector in  $P_\Gamma$ , and we have

$$-\frac{1}{2}\chi\left(\frac{1}{N_i(v)}v\right) = -\chi(v)\frac{1}{2N_i(v)} = \frac{-\chi^-(S(Y))}{2n(S(Y), f')} \leq \frac{-\chi^-(S)}{2n(S, f)},$$

which completes the proof.  $\square$

**Lemma 3.6.** *Given  $v \in P_\Gamma$ , there is a surface map  $f : S \rightarrow X_k$  admissible for  $\Gamma$  with  $-\chi^-(S)/2n(S, f) \leq -\chi(v)/2$ .*

*Proof.* There is some  $k \in \mathbb{Z}$  so that  $kv$  is integral. Therefore,  $kv$  represents a collection of pieces with the property that every edge  $e$  appears the same number of times as its gluing partner  $\iota(e)$ . Each piece may appear many times, and each edge many times in many pieces. Glue the pieces arbitrarily along  $\iota$ -pairs of edges to produce a surface  $S$ . Define a map  $f : S \rightarrow X_k$  which takes all the triangles to the basepoint and all the rectangles around the appropriate edges. Notice that this map may have branch points, since it is possible that we glued up the triangles in such a way that not every vertex is on the boundary of  $S$  (the triangles may tile a polygon with a central vertex, for example). It is also possible that this surface is

compressible (if the triangles tile an annulus which is crushed to the basepoint, for example).

Regardless of the branch points or compressibility of the surface map, it is true that  $-\chi^-(S) \leq -\chi(kv)$ , since we have only added branch points, and thus only decreased  $-\chi^-$ . If the reader likes, we can subtract the preimages of the branch points from  $S$ , which only increases  $-\chi$ . The surface now deformation retracts to its spine, which is the same graph as above, with 2 and 3 valent vertices for the rectangles and triangles, so its Euler characteristic is computed by the linear function  $\chi$  on  $V_\Gamma$ .

Also, we have  $n(S, f) = N_i(kv) = kN_i(v) = k$  (for all  $i$ ), by the same counting-first-letters argument as above, so we compute

$$\frac{-\chi^-(S)}{2n(S, f)} \leq \frac{-\chi(kv)}{2N_i(kv)} = -\frac{1}{2}\chi(v),$$

which completes the proof.  $\square$

*Proof of Proposition 3.4.* To prove Proposition 3.4, we simply apply Lemmas 3.5 and 3.6, which immediately give

$$\text{scl}(\Gamma) = \inf_{(S, f)} \frac{-\chi^-(S)}{2n(S, f)} = \inf_{v \in P_\Gamma} -\chi(v)/2.$$

It remains to show the existence of an extremal surface. Given a minimizing vector  $v \in P_\Gamma$ , we use Lemma 3.6 to construct an admissible surface map  $f : S \rightarrow X_k$  with  $-\chi^-(S)/2n(S, f) \leq -\chi(v)/2$ . A priori, the inequality may be strict. However, since  $v$  is minimal, it must be an equality. Notice that  $S$  must therefore contain no branch points, and in particular must be an honest fatgraph.  $\square$

#### 4. SURFACE MAPS INTO FREE PRODUCTS

**4.1. Introduction.** In this section, we extend the construction of Section 3 to handle surface maps into free products of cyclic groups. Let  $G = *_j G_j$ , where  $G_j$  is cyclic. Let  $o_j$  be the order of  $G_j$ , where  $o_j = 0$  if  $G_j$  is infinite. Let  $\Gamma \in B_1^H(G)$ . We can write  $\Gamma = \sum w_i$ , where  $w_i \in G$ . Since  $G$  is not free, there may be many ways of writing each word  $w_i$ . To simplify our argument, we cyclically rewrite each word  $w_i$  so that each generator of a finite factor appears only with a positive power and so that  $w_i$  is as short as possible. This form is (cyclically) unique. It is possible that some of the  $w_i$  are contained in a single factor  $G_j$ ; that is, they are powers of the generators. If a word  $w_i$  is a power of a generator in a finite factor, we call it a *finite abelian loop*. They would complicate the search for a surface, but fortunately, we can ignore them, because in  $B_1^H(G)$ , if we let  $c$  be the product of the finite orders  $o_j$ , then  $\Gamma = c\Gamma/c$ , and every finite abelian loop in  $c\Gamma$  is trivial and can be removed. Consequently, we have the following observation, which we record as a lemma.

**Lemma 4.1.** *Let  $\Gamma'$  be  $\Gamma$  with the finite abelian loops removed. Then  $\Gamma = \Gamma'$  in  $B_1^H(G)$ . Therefore,  $\text{scl}(\Gamma') = \text{scl}(\Gamma)$ , and an extremal surface for  $\Gamma$  can be produced from an extremal surface for  $\Gamma'$ .*

As a result of Lemma 4.1, we will always assume that  $\Gamma$  has no finite abelian loops, although we will remark where this becomes important. We let  $X_G$  be a  $K(G, 1)$  for our group. For concreteness, set  $X_G$  to be the standard presentation

complex for  $G$ ; that is, a rose with 2 cells glued to powers of the generators of the finite factors. We are going to build surface maps into  $X_G$  by gluing together pieces as before. However, we don't have Lemma 3.3 on which to fall back to give us a nice combinatorial structure, so we need to build it from scratch, while incorporating the finite factors.

In order to decompose surface maps, we need to introduce new combinatorial pieces. Previously, we were given a surface map, we cut it into pieces, and we recorded the kinds of pieces we got. For this section, the decomposition is not so trivial, so we will first define what the pieces are and what the polyhedral structure is, and then we will go back and prove that it parametrizes surface maps into  $X_G$ .

Recall that an *edge* is an ordered pair  $e(x, y)$  of letters in  $\Gamma$ . Previously, we did not allow dummy edges; that is, those edges  $e(x, y)$  such that  $y$  cyclically follows  $x$  in  $\Gamma$ . For this section, we do allow them on the *group teeth* defined below. However, the linear programming ignores them, and they remain not allowed in triangles and rectangles.

**4.2. Group polygons.** The main new combinatorial pieces are *group polygons*. A group polygon is associated with a finite free factor  $G_j = \mathbb{Z}/o_j\mathbb{Z}$ , and it has

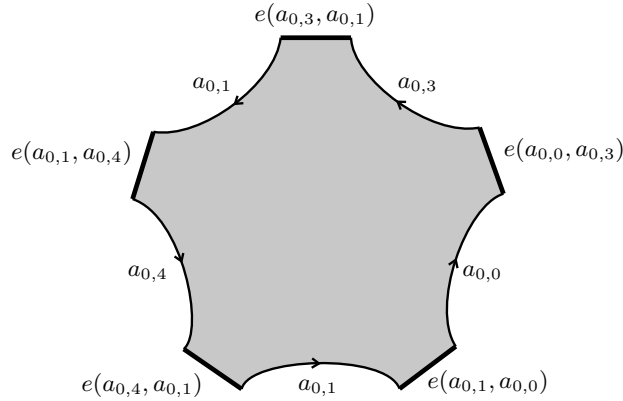


FIGURE 9. A group polygon for the chain  $\Gamma = aabaaB$  in the group  $\mathbb{Z}/5\mathbb{Z} * \mathbb{Z}$  generated by  $a$  and  $b$ .

two kinds of sides, which alternate: labeled sides, each labeled by a letter in  $\Gamma$  representing the generator of  $G_j$ , and *edges*, which will serve the same purpose (being glued) as edges as in Section 3. The edge on a group polygon between the labeled sides  $x$  and  $y$  is the edge  $e(x, y)$ . Notice that dummy edges *can* occur on a group polygon, and we will need to be careful about this later when we compute Euler characteristic. A group polygon in  $G_j$  contains exactly  $o_j$  edges and  $o_j$  labeled sides. See Figure 9. Formally, a group polygon is a cyclic  $2o_j$ -tuple recording the sides and edges:  $(x_0, e(x_0, x_1), x_1, \dots, x_{o_j-1}, e(x_{o_j-1}, x_0))$ , where each  $x_i$  is a letter in  $\Gamma$  in  $G_j$ .

**4.3. Group teeth.** In order to imitate Section 3, we should build surfaces out of polynomially-many types of pieces. Unfortunately, since each group polygon has  $o_j$  side labels, the number of group polygons is exponential in the ranks of the finite factors, so we must break the group polygons into smaller pieces. These are *group teeth*. See Figure 10.

A group tooth is associated with a finite free factor  $G_j = \mathbb{Z}/o_j\mathbb{Z}$ , and it is defined as a 4-tuple  $gt(x, y, n, z)$ , where  $x, y, z$  are letters in  $\Gamma$  in the factor  $G_j$  (i.e.  $x, y, z$  are instances of the generator of the  $j$ th factor), and  $n < o_j$ . We require that if  $n = 0$ , then  $x = z$ , and if  $n = o_j - 1$ , then  $y = z$ . The two labeled sides of a group tooth are labeled by  $x$  and  $y$ , and the middle edge, which is an edge as above in the sense that it will be glued to other pieces, is  $e(x, y)$ . We say that the group tooth is *based at*  $z$ . The name comes from the fact that a group tooth looks like a tooth on a bicycle sprocket.

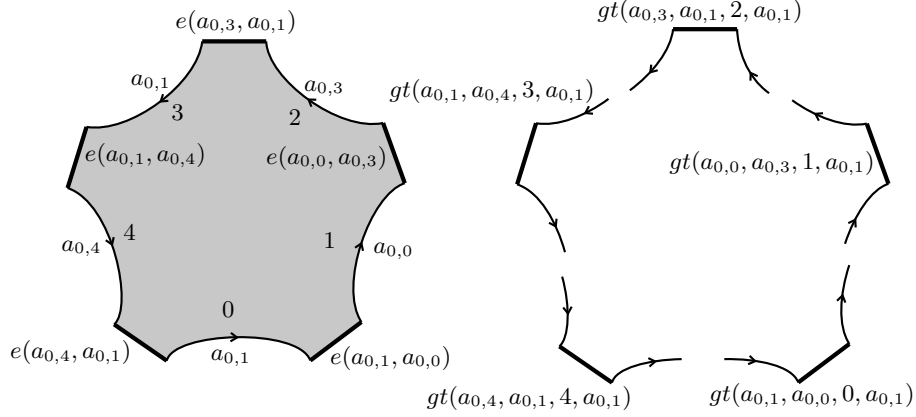


FIGURE 10. Cutting the group polygon from Figure 9 into group teeth. The bottom labeled side is arbitrarily chosen as the base.

The group polygon  $(x_0, e(x_0, x_1), x_1, \dots, x_{o_j-1}, e(x_{o_j-1}, x_0))$  decomposes into the group teeth  $gt(x_0, x_1, 0, x_0), gt(x_1, x_2, 1, x_0), \dots, gt(x_{o_j-1}, x_0, o_j - 1, x_0)$ , where we have chosen  $x_0$  as the base. Group teeth are the pieces we get if we cut a group polygon in the middle of the labeled sides, and each piece records where it was and the label on the bottom (base) of the group polygon, but not the other labels. The base of the group polygon here is chosen arbitrarily; choosing a different labeled side to serve as the base gives a different decomposition of the group polygon into group teeth. Notice that there are at most  $o_j|\Gamma|^3$  group teeth for the  $j$ th finite factor.

**4.4. The feasible polyhedron.** Using the same definitions from Section 3, we define *edges*, *rectangles* and *triangles* for  $\Gamma$ . Specifically, an edge is an ordered pair  $e(x, y)$ , where  $x$  and  $y$  are any letters in  $\Gamma$ . A rectangle is an (unordered) pair  $r(x, y)$ , where  $x, y$  are inverse letters in  $\Gamma$  in the same infinite free factor. A triangle is  $t(e_1, e_2, e_3)$ , where the  $e_i$  are edges satisfying the constraint that if  $e_i = e(x, \Gamma_{i,j})$ , then  $e_{i+1} = e(\Gamma_{i,j-1}, y)$ . Triangles and rectangles are forbidden to have dummy edges, but group teeth can have them, for convenience.

We define a *piece* to be a triangle, rectangle, or group tooth for  $\Gamma$ . Let  $\mathcal{P}_\Gamma$  be the collection of all possible pieces. We have  $|\mathcal{P}| \leq (1 + \sum o_j)|\Gamma|^3 + |\Gamma|^2$ . Let  $\mathcal{E}_\Gamma$  be the collection of all non-dummy edges. Let  $V_\Gamma = \mathbb{Q}[\mathcal{P}_\Gamma]$  and  $E_\Gamma = \mathbb{Q}[\mathcal{E}_\Gamma]$ . There is a map  $\partial : V_\Gamma \rightarrow E_\Gamma$  which is defined on generators by  $\partial(r(x, y)) = e(x, y) + e(y, x)$ ,  $\partial(t(e_1, e_2, e_3)) = e_1 + e_2 + e_3$ , and  $\partial(gt(x, y, n, z)) = e(x, y)$ . As before, we define  $\iota : E_\Gamma \rightarrow E_\Gamma$  by  $\iota(e(\Gamma_{i,j}, \Gamma_{k,l})) = -e(\Gamma_{k,l-1}, \Gamma_{i,j+1})$ . In the special case that the edge in a group tooth  $gt$  is dummy, the boundary  $\partial(gt)$  is defined to be 0.

We need to make sure that the group teeth can be glued up into group polygons. This requires more linear maps. We define  $\mathcal{GE}_\Gamma$  to be the collection of tuples  $(x, n, z)$ , where  $x, z$  are letters in  $\Gamma$  in a finite factor  $G_j$ , and  $n < o_j$ . Let  $GE_\Gamma = \mathbb{Q}[\mathcal{GE}_\Gamma]$ , and define  $\partial_G : V_\Gamma \rightarrow GE_\Gamma$  on generators to be 0 on triangles and rectangles, and set

$$\partial_G(gt(x, y, n, z)) = (y, (n + 1) \bmod o_i, z) - (x, n, z).$$

Given a collection  $v \in V_\Gamma$  of group teeth, if  $\partial_G(v) = 0$ , then the number of group teeth based at  $z$  at position  $n$  whose second labeled side is  $x$  is the same as the number of group teeth based at  $z$  at position  $n+1$  whose first labeled side is  $x$ . This restriction ensures that the group teeth can be glued up on their labeled sides to form group polygons. The set of positive vectors in the subspace  $\ker(\iota \circ \partial) \cap \ker \partial_G$  is a cone in  $V_\Gamma$ , which we denote by  $C_\Gamma$ .

To record the total degree of the boundary map for the surface maps that we will build, for each  $w_i$ , we define  $N_i : V_\Gamma \rightarrow \mathbb{Q}$  which is 0 on all triangles, 1 on a rectangle  $r(x, y)$  exactly when one of  $x, y$  is the first letter of  $w_i$ , and 1 on a group tooth  $gt(x, y, n, z)$  exactly when  $x$  is the first letter of  $w_i$ . The intersection of the cone  $C_\Gamma$  with the affine subspace  $\{v \in V_\Gamma \mid N_i(v) = 1 \forall i\}$  is a polyhedron, which we call the *admissible polyhedron* denote by  $P_\Gamma$ .

Finally, we want to compute Euler characteristic. Define  $\chi : V_\Gamma \rightarrow \mathbb{Q}$  on generators to be 0 on rectangles,  $-1/2$  on every triangle, and as follows on group teeth. For a group tooth  $gt(x, y, n, z)$  in a finite factor  $G_j$ , we define

$$\chi(gt(x, y, n, z)) = \begin{cases} \frac{1}{o_j} & \text{if } y \text{ follows } x \text{ cyclically in } \Gamma \\ \frac{1}{o_j} - \frac{1}{2} & \text{otherwise} \end{cases}$$

**Theorem 4.2.** *In the above notation,  $\text{scl}(\Gamma) = \inf_{P_\Gamma} -\chi(v)/2$ . Furthermore, an extremal surface for  $\Gamma$  can be extracted from a minimizing vector in  $P_\Gamma$ . The vector space  $V_\Gamma$  has dimension at most  $|\Gamma|^3(1 + \sum_j o_j) + |\Gamma|^2$ , and there are at most  $|\Gamma|^2(1 + \sum_j o_j)$  equality constraints which cut out  $P_\Gamma$ .*

The proof of Theorem 4.2 breaks into two inequalities. We do the easy direction first.

**Lemma 4.3.** *Given  $v \in P_\Gamma$ , there is a surface map  $f : S \rightarrow X_G$  admissible for  $\Gamma$  with  $-\chi^-(S)/2n(S, f) \leq -\chi(v)/2$ .*

*Proof.* There is some  $k \in \mathbb{Z}$  so that  $kv$  is integral, and therefore represents a collection of pieces. First, because  $\partial_G(kv) = 0$ , we can glue up the group teeth into group polygons, as follows. Consider  $z$  a letter in  $\Gamma$  in finite factor  $G_j$ , and consider all the group teeth based at  $z$  (of the form  $gt(*, *, *, z)$ ). For a given  $0 \leq n < o_j - 1$ , and for any letter  $s$ , there are as many group teeth of the form  $gt(*, s, n, z)$  as there are of the form  $gt(s, *, n+1, z)$ . Therefore, we can glue them arbitrarily. To glue two group teeth together means to undo the cutting shown in Figure 10, i.e. it means to identify the second labeled side of the first with the first labeled side of the second to obtain a string of 3 labeled sides and two edges (alternating). The result of the arbitrary gluing is a collection of strings of  $o_j$  glued group teeth, with each end unglued. Now consider  $n = o_j - 1$ . Recall that we required that a group tooth at index 0 be of the form  $gt(z, *, 0, z)$ , i.e. begin with letter  $z$ , and we required that a group tooth at index  $o_j - 1$  be of the form  $gt(*, z, o_i, z)$ , i.e. end with letter  $z$ . Therefore, every string of  $o_j$  group teeth can be glued up into a loop of length  $o_j$ .

That is, every string can be glued up into a group polygon. Doing this for every  $z$  collects all the group teeth and glues them all up into group polygons, so we are left only with rectangles, triangles, and group polygons.

Because  $\iota \circ \partial(kv) = 0$ , we can glue the rectangles, triangles, and group polygons along edges into a surface  $S$ . We ignore dummy edges, and they remain unglued, which is the correct behavior. There is a canonical map  $f : S \rightarrow X_G$  which sends every triangle to the basepoint, every rectangle around the free factor loops, and every group polygon for factor  $G_j$  to the appropriate 2-cell. By construction,  $S$  is admissible for  $\Gamma$ , and  $n(S, f) = k$ .

It is possible that there are branch points in the map  $f$  which are produced by the triangle gluing. However, there is a spine  $T$  in  $S$ , with one vertex for every rectangle, triangle, and group polygon, and one edge for every glued edge. Because  $f$  can only introduce branch points, which only increases Euler characteristic, we have  $-\chi^-(S) \leq -\chi^-(T)$ . Now we show that  $\chi(T) = \chi(kv)$ . Consider one of the group polygons  $p$  in  $S$  associated with finite factor  $G_j$ . There will be some dummy edges on  $p$ , and some real edges glued to other pieces. Let  $m$  be the number of real edges. The contribution to Euler characteristic from  $p$  is  $1 - m/2$ . But by construction, the value of the linear function  $\chi$  on the sum of the group teeth in  $p$  will be  $m(1/o_j - 1/2) + (o_j - m)(1/o_j) = 1 - m/2$ . Similarly, the linear function  $\chi$  correctly computes the contribution to Euler characteristic from the rectangles and triangles. Therefore,  $\chi(T) = \chi(kv)$ . Here we must be careful, since a priori, it is possible that  $\chi^-(T) \neq \chi(T)$ , because there might be disk components. Recall, though, that we are assuming that  $\Gamma$  is reduced and has no finite abelian loops, so in fact  $\chi^-(T) = \chi(T) = \chi(kv)$ , and we have

$$\frac{-\chi^-(S)}{2n(S, f)} \leq \frac{-\chi(kv)}{2k} = -\frac{1}{2}\chi(v)$$

□

**Lemma 4.4.** *Given a surface map  $f : S \rightarrow X_G$  which is admissible for  $\Gamma$ , there is a vector  $v \in P_\Gamma$  with  $-\chi(v)/2 \leq -\chi^-(S)/2n(S, f)$ .*

*Remark 4.5.* This proof follows the initial strategy of [2], but takes a different tack halfway through.

*Proof.* Recall  $G = *G_j$ , where  $G_j$  is finite or infinite cyclic; let  $g_j$  be the generator of  $G_j$ , so  $g_j$  has order  $o_j$ . Let  $K_j$  be the wedge summand in  $X_G$  corresponding to  $G_j$ , so  $K_j$  is either a copy of  $S^1$ , if  $G_j$  is infinite, or a copy of  $S^1$  with a disk glued to it by an  $o_j$ -fold covering map on the boundary. Denote the basepoint of  $X_G$  by  $*$ . There is a canonical choice of a map  $\alpha_j : [0, 1] \rightarrow X_G$  representing  $g_j$  in  $G$ , which is simply the map positively traversing the copy of  $S^1$  in  $K_j$ .

Recall we have written  $\Gamma = \sum_i w_i$  in reduced form and so that only positive powers of the finite factor generators appear. Formally,  $\Gamma$  is a map  $\Gamma : \coprod_i S_i^1 \rightarrow X_G$ . Separate the components into maps  $\gamma_i : S_i^1 \rightarrow X_G$ , where  $\gamma_i$  represents  $w_i$ . After homotopy, we take it that each  $\gamma_i$  is a concatenation of the paths  $\alpha_j$ . This induces an oriented simplicial structure on  $S_i^1$ , where the vertices are the preimage of  $*$ , and on each 1-cell,  $\gamma_i$  performs the map  $\alpha_j$  (or possibly  $\alpha_j^{-1}$ , in the case of an infinite factor) for some  $j$ .

After homotopy, we may assume that the map  $\partial f : \partial S \rightarrow X_G$  factors through our chosen representative map  $\Gamma = \coprod_i \gamma_i$ , so there is a simplicial structure on  $\partial S$ .

Now consider  $f^{-1}(*)$  in  $S$ . After homotopy (retaining the fact that  $\partial f$  factors through  $\Gamma$ ), we may assume that  $f^{-1}(*)$  is a collection of essential loops and arcs in  $S$ . We remove the loops by compressing  $S$ , so we assume that  $f^{-1}(*)$  is a collection of essential arcs in  $S$ . These arcs are compatible with the simplicial decomposition of  $\partial S$ , in the sense that every arc begins and ends on a vertex in  $\partial S$ .

We write  $S = \cup_j S_j$ , where  $S_j$  is the collection of (closures of) components of  $S \setminus f^{-1}(*)$  which map into  $K_j$ . We write  $S_j = \cup_k T_{j,k}$ , where  $T_{j,k}$  is the closure of a single component of  $S \setminus f^{-1}(*)$ . Each  $T_{j,k}$  comes with a map to  $K_j$ , and each  $T_{j,k}$  has a simplicial structure on its boundary, where the vertices all map to  $*$ , and the 1-cells are in  $\partial S$  (mapping to  $\alpha_j$ ), or arcs in  $f^{-1}(*)$ . We call the 1-cells on  $T_{j,k}$  which are arcs on  $\partial S$  *sides*, and we call 1-cells which are arcs in the preimage  $f^{-1}(*)$  *edges*. Sides are part of  $\partial S$ , and edges get glued to other edges to produce  $S$ . The 1-cells need not alternate between edges and sides; for example, part of  $\partial T_{j,k}$  might be two copies of  $\alpha_j$  in a row, which yields two sides in a row. Whenever this occurs, blow up the vertex to produce a *dummy edge* between these two sides. Our usage of side, edge, and dummy edge coincides with the usage in the definitions of rectangles, triangles, and group teeth.

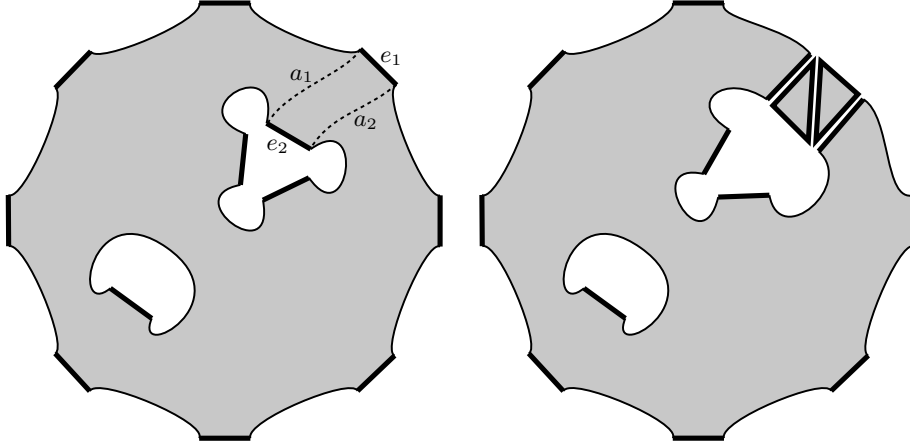


FIGURE 11. Cutting the polygonal surface  $T_{j,k}$  to reduce the number of boundary components. Sides are thin, and edges are bold.

We have decomposed  $S$  into a union of components  $T_{j,k}$ , where each  $T_{j,k}$  has boundary alternating between edges and sides. Now we will focus on each  $T_{j,k}$  and simplify it. Denote a particular  $T_{j,k}$  by  $T$ . If  $T$  is not a planar surface, then since  $G_j$  is abelian, we can compress it, so we may assume that  $T$  is planar. Our goal is to write  $T$  as a union of triangles and (as applicable) rectangles or group polygons. The first step is to rearrange  $T$  to have a single simplicial boundary component. Suppose  $T$  has more than one boundary component. Then pick edges  $e_1$  and  $e_2$  on different boundary components. Because  $T$  is connected, there is a parallel pair of arcs  $a_1$ , and  $a_2$  connecting the terminal vertex of  $e_1$  to the initial vertex of  $e_2$ , and vice versa, such that  $a_1$  and  $a_2$  bound a strip in  $T$ . Cut  $T$  along these arcs. The result is a square with oriented boundary  $(e_1, a_1, e_2, a_2)$ , plus the remaining surface of  $T$ , which we again denote by  $T$ . Since we cut out a strip, the surface  $T$  now has

one fewer boundary component, and  $\partial T$  still has a simplicial structure alternating between edges and sides, where the cut arcs  $a_1$  and  $a_2$  have become edges. We must be careful, though: a priori, the arcs  $a_1$  and  $a_2$  need not be nullhomotopic, so we cannot trivially replace them on the boundary by edges, which by definition map to the basepoint. The key is that  $G_j$  is abelian, so this homotopy actually *is* possible. Similarly, we may assume that all four sides of the square are edges, so we can cut this square into two triangles. In the special case that one of the edges  $e_1$  or  $e_2$  is a dummy edge, then the square simplifies to a triangle, and if  $e_1$  and  $e_2$  are both dummy edges, the square can be removed completely leaving just a normal gluing edge that we have cut. Again, the remaining surface  $T$  has one fewer boundary component, and it has the same simplicial structure on its boundary alternating between edges and sides. Furthermore, the remaining  $T$  plus the square presents the same set of edges; in other words, we haven't changed how the piece  $T$  interacts with the other pieces  $T_{j,k}$ . After finitely many cuts, then, we may assume that  $T$  has a single boundary component. See Figure 11.

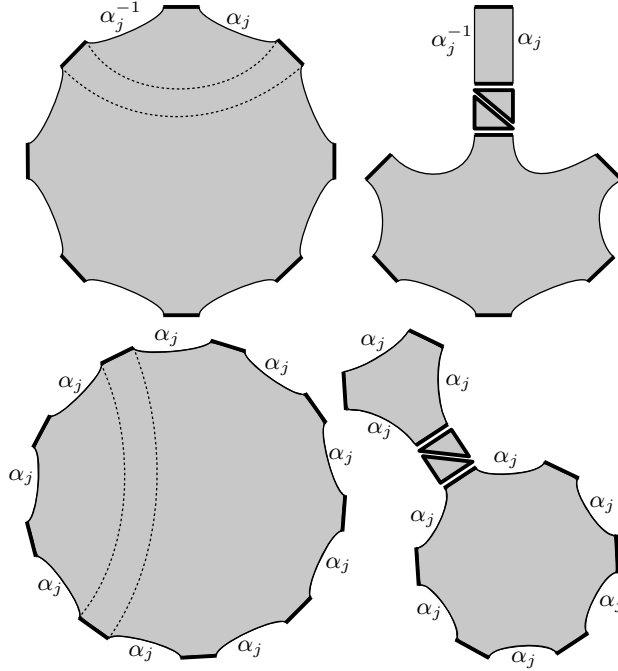


FIGURE 12. Reducing the size of the boundary of  $T_{j,k}$  by pinching off a rectangle in the case of an infinite factor, top, or a group polygon in the case of a finite factor, bottom. The finite factor here is  $G_j = \mathbb{Z}/3\mathbb{Z}$ .

In the case that  $G_j$  is finite, every side of  $T$  must be labeled with the same, positive, arc  $\alpha_j$ . Furthermore, in order for  $T$  to map into  $K_j$ , we note that the number of sides of  $T$  must be a multiple of  $o_j$ . Number the edges of  $T$   $e_0, \dots, e_n$ . Perform the same square-cutting move on the edges  $e_0$  and  $e_{o_j}$ . This cuts  $T$  into two disk components, one of which has exactly  $o_j$  sides, and one of which has



$n - o_j$  sides. Note that the former component is exactly a group polygon, and both components still have boundary alternating between edges and sides, so we can repeat this procedure on the larger component recursively. The result is that we have decomposed  $T$  into a union of triangles and group polygons.

If  $G_j$  is infinite cyclic, then each side of  $T$  is a copy of  $\alpha_j$  or  $\alpha_j^{-1}$ . There must be some edge which lies between sides labeled  $\alpha_j$  and  $\alpha_j^{-1}$ . Pinch these two sides together to form a rectangle, and cut it off  $T$ . Where we cut, it is possible that  $T$  has several adjacent edges. Using triangles, we can reduce these to a single edge. This produces a new  $T$  with two fewer sides. Repeating this procedure decomposes  $T$  into a union of rectangles and triangles. Another way to see this is to reduce  $\partial T$ , thought of as a cyclic word. The boundary  $\partial T$  must be trivial, so it pinches together to form a tree, which has an obvious structure as a union of triangles and rectangles. See Figure 12.

For both decompositions, we never changed the topological type of  $S$ ; we simply homotoped  $f$  to give the pieces of  $S$  a combinatorial structure. There is a combinatorial spine  $L$  to which  $S$  deformation retracts, given by a vertex for every piece (rectangle, triangle, or group polygon), and an edge for every gluing edge. Therefore,  $\chi(S) = \chi(L)$ . Again we use the assumption that there are no finite abelian loops in  $\Gamma$ , so  $\chi^-(S) = \chi(S) = \chi(L)$ . Now cut every group polygon into group teeth, and let  $v \in V_\Gamma$  be the vector which records how many of each type of piece we have. Clearly,  $v \in C_\Gamma$ , since we obtained  $v$  by cutting a surface, and  $N_i(v) = n(S, f)$  for all  $i$ , and  $\chi(v) = \chi(L)$ . Then  $(1/N_i(v))v \in P_\Gamma$ , and

$$-\frac{1}{2}\chi\left(\frac{1}{N_i(v)}v\right) = -\frac{1}{2n(S, f)}\chi(L) \leq \frac{-\chi^-(S)}{2n(S, f)}$$

□

*Remark 4.6.* There are (at least) two different ways to prove Lemma 4.4. One is to follow our strategy of cutting at the preimage of the basepoint and rearranging the resulting surface pieces. This method follows the strategy of [2]. The other is to remove the preimage of small neighborhoods of central points in the 2 cells in  $X_G$ . The resulting surface maps into a free group, and it is straightforward to see that it has boundary  $\Gamma$ , plus some relators. We get a fatgraph representative, and then glue back in disks for each relator while preserving a combinatorial structure. This latter method is not as simple to state rigorously, which is why we used the former for our proof, but it does generalize more readily to groups with more complicated presentations. See Section 5.

*Remark 4.7.* Lemma 4.4 gives an independent proof that surface maps into free groups factor through labeled fatgraph maps (possibly after compression); i.e. Lemma 3.3.

*Proof of Theorem 4.2.* Theorem 4.2 is immediate from Lemmas 4.3 and 4.4, plus the same observation from the proof of Proposition 3.4; namely, that gluing a minimizing vector for  $-\chi/2$  in  $P_\Gamma$  produces an extremal surface. Similarly, this surface will have no branch points. If  $\Gamma$  has abelian loops, then we must add some disk components to this extremal surface. To make the combinatorial structure complete, we can tile these disks with group polygons.

The size of the linear programming problem is obviously linear in the input size, the number of factors, and the orders of the finite factors, because there

are only polynomially-many types of pieces. However, we rewrote the input word using only positive powers of the generators, so we increased the input size before running the algorithm. This is still polynomial; however, in practice, and to achieve the complexity that we asserted, we reduce the input words completely (allowing inverses of the generators of the finite factors), and we build surfaces out of a wider class of pieces. Namely, we must allow group teeth for positive and negative finite factor letters, and we allow rectangles in the finite factors. The only modification necessary in the proofs of Lemmas 4.3 and 4.4 is that in the reduction of the finite-factor disks  $T_{j,k}$ , we must first pinch off rectangles as in the infinite-factor disks, and then pinch off group polygons. This keeps the computational complexity linear in the orders of the finite factors.  $\square$

## 5. EXPERIMENTAL AND THEORETICAL APPLICATIONS

**5.1. Examples.** The `scylla` surface decomposition gives a combinatorial structure to surface maps. Figure 13 shows two examples of surface maps into  $\mathbb{Z}/3\mathbb{Z} * \mathbb{Z}/2\mathbb{Z} \cong \text{PSL}(2, \mathbb{Z})$ .

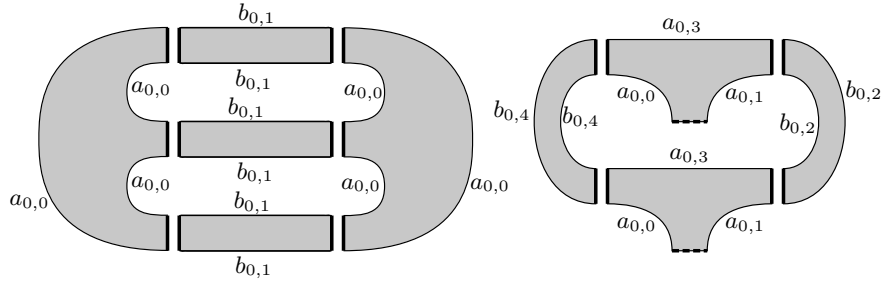


FIGURE 13. Surfaces bounding the chains  $ab$  and  $aabab$  in the group  $G = \mathbb{Z}/3\mathbb{Z} * \mathbb{Z}/2\mathbb{Z}$ . These exhibit  $\text{scl}_G(ab) \leq 1/12$  and  $\text{scl}_G(aabab) = 0$ . In fact, they are both extremal. The dashed edges are dummy edges. Note the group polygons in  $\mathbb{Z}/2\mathbb{Z}$  look like rectangles, but they aren't.

**5.2. Relationship to scl in free groups.** The groups  $\mathbb{Z}/n\mathbb{Z} * \mathbb{Z}/m\mathbb{Z}$  approximate  $\mathbb{Z} * \mathbb{Z}$  locally as  $n$  and  $m$  get large, since balls of a fixed radius in the Cayley graph are eventually the same. However, the groups are certainly different, and if  $\Gamma \in B_1^H(\mathbb{Z} * \mathbb{Z})$ , then it's not immediately clear if there is a relationship between  $\text{scl}_{\mathbb{Z} * \mathbb{Z}}(\Gamma)$  and  $\text{scl}_{\mathbb{Z}/n\mathbb{Z} * \mathbb{Z}/m\mathbb{Z}}(\Gamma)$ . In fact, if  $\Gamma$  is fixed, then taking one of the finite-factor generators to have very large order causes scl to behave as though the generator has infinite order. There are different ways to state this fact; for simplicity, we state the version which takes all the orders to infinity.

**Proposition 5.1.** *Let  $H_j = \langle a_j \rangle = \mathbb{Z}$  and  $G_j = \langle a_j \rangle / \langle a_j^{2j} \rangle = \mathbb{Z}/o_j\mathbb{Z}$ . Let  $H = *_j H_j$  and  $G = *_j G_j$ . If  $\Gamma \in B_1^H(H)$ , let  $|\Gamma|_j$  denote the number of letters in  $\Gamma$  from  $H_j$ . We have*

$$\text{scl}_G(\Gamma) \leq \text{scl}_H(\Gamma) \leq \text{scl}_G(\Gamma) + \sum_j \frac{|\Gamma|_j}{2o_j}$$

*Proof.* The inequality on the left is immediate, since  $G$  is a quotient of  $H$ , so it remains to bound  $\text{scl}_H(\Gamma)$  in terms of  $\text{scl}_G(\Gamma)$ . Let  $S$  be an extremal surface for  $\Gamma$  in  $G$  mapping with degree  $N$ , so  $\partial S = N\Gamma$ . By the proof of Theorem 4.2, we can put  $S$  into the combinatorial `scylla` form. Recall in this form, we cyclically reduce  $\Gamma$  completely, and we allow group polygons labeled with positive and negative powers of generators. If  $\Gamma$  has abelian loops,  $S$  will have disk components decomposed into group polygons. Let there be  $K_j$  total group polygons in  $S$  in factor  $G_j$ . Remove a small neighborhood of a central point in every group polygon in  $S$  to obtain a surface  $S'$ . The surface  $S'$  decomposes into triangles and rectangles (each group polygon in  $G_j$  being replaced by  $o_j$  rectangles), so  $S'$  comes with a map to  $H$ . The boundary of  $S'$  decomposes into  $N\Gamma + \sum_j m_j a_j$  in  $B_1^H(H)$ . However, since both  $N\Gamma$  and  $\partial S'$  are homologically trivial in  $H$ , we must have  $m_j = 0$  for all  $j$ . In other words, there must be exactly as many positive group polygons in  $G_j$  as there are negative group polygons in  $G_j$ . Therefore, we can pair them up and glue on annuli to obtain a surface  $S''$  with a map to  $H$  such that  $\partial S'' = N\Gamma$ . Gluing the annuli does not affect Euler characteristic, but removing the neighborhoods of the central points in the group polygons does. We have

$$-\chi^-(S'') \leq -\chi^-(S) + \sum_j K_j.$$

This would be an equality, except removing a central point from a group polygon which is a disk component of the surface does not affect  $\chi^-$ . Every group polygon in factor  $G_j$  contains  $o_j$  letters from factor  $G_j$  in  $\Gamma$ . Therefore,  $K_j \leq N|\Gamma|_j/o_j$ , so

$$\text{scl}_H(\Gamma) \leq \frac{-\chi^-(S'')}{2N} \leq \frac{-\chi^-(S)}{2N} + \sum_j \frac{N|\Gamma|_j}{2No_j} = \text{scl}_G(\Gamma) + \sum_j \frac{|\Gamma|_j}{2o_j}$$

□

*Remark 5.2.* In any small cancellation group, we can control the number of relators in a surface in terms of  $N|\Gamma|$  and the small cancellation constant. For free products of cyclic groups, we can glue annuli to remove the newly created boundary components in  $S'$ . In a general small cancellation group, there is no guarantee that there are the same number of a relator and its inverse, so filling in the boundary could add Euler characteristic proportional to the small cancellation constant, so this argument will not work. If we require that the relators be linearly independent in homology, though, this will force the relators to match up, and the analogue of Proposition 5.1 should be true.

As a corollary, we can compute  $\text{scl}([a, b])$  when only  $a$  has finite order.

**Corollary 5.3.** *Let  $G = \langle a \rangle / \langle a^o \rangle * \langle b \rangle$ . Then  $\text{scl}_G([a, b]) = 1/2 - 1/o$ .*

*Proof.* Build an admissible surface for  $[a, b]$  using two group polygons, one with  $a$  and one with  $A$ . Cyclically order the edges on these polygons in opposite directions, and connect matching edges with group rectangles for  $b$ . The resulting surface  $S$  is admissible for  $[a, b]$ , and has boundary which is  $o$  copies of  $[a, b]$ , so  $n(S) = o$ . Directly computing  $\chi(S)$ , we get

$$\frac{-\chi^-(S)}{2o} = \frac{o-2}{2o} = \frac{1}{2} - \frac{1}{o}$$

Since  $\text{scl}_{\mathbb{Z}*\mathbb{Z}}([a, b]) = 1/2$ , the right hand inequality from Proposition 5.1 is an equality, and this surface is extremal. □

**5.3. Experiments.** Stable commutator length has connections to number theory, and it often behaves in a *quasipolynomial* way. A function  $f : \mathbb{Z} \rightarrow \mathbb{R}$  is a quasipolynomial if there exists  $D \in \mathbb{N}$ , called the *period* of  $f$ , and polynomials  $p_0, \dots, p_{D-1}$  so that  $f(n) = p_{n\%D}(n)$ . Here  $n\%D$  denotes the integer remainder. Another way to think of a quasipolynomial is as a polynomial whose coefficients depend on the residue class of the input. If a quasipolynomial has degree 1 (for all residue classes), we call it a *quasilinear* function. See [2] and [3].

**Conjecture 5.4.** *Let  $G_j^k = \langle a_j \rangle / \langle a_j^{o_{j,k}} \rangle = \mathbb{Z}/o_{j,k}\mathbb{Z}$  and  $G_k = *_j G_j^k$ . Let  $\Gamma$  be fixed so that  $\Gamma \in B_1^H(G_k)$  for all  $k$  (this only requires that  $\Gamma$  have the appropriate number of inverse pairs in the free factors). Then for  $o_{j,k}$  sufficiently large,  $\text{scl}_{G_k}(\Gamma)$  is piecewise-quasilinear in the variables  $1/o_{j,k}$ .*

Conjecture 5.4 summarizes the results of experiments below and complements the main theorem in [3]. We now give specific examples illustrating quasilinear behavior. In all cases, we take  $G$  to be generated by  $a, b, \dots$  with orders  $o_1, o_2, \dots$ . Brackets indicate coefficients depending on the residue class of the input, so for example the  $\{2/3, 1/2\}$  appearing in the formula for  $\text{scl}_G(abAABB + ab)$  means that the coefficient of  $1/\min(o_1, o_2)$  is  $2/3$  if  $\min(o_1, o_2)\%2 = 0$  and  $1/2$  if  $\min(o_1, o_2)\%2 = 1$ . All of these formulas have been experimentally verified for thousands of values.

$$\begin{aligned} \text{scl}_G([a, b]) &= 1/2 - 1/\min(o_1, o_2) && \text{if } \min(o_1, o_2) \geq 2 \\ \text{scl}_G(abAABB + ab) &= 2/3 - \{2/3, 1/2\}/\min(o_1, o_2) && \text{if } \min(o_1, o_2) \geq 2 \\ \text{scl}_G(abAAABBB) &= 3/4 - 1/o_1 - 1/o_2 && \text{if } \min(o_1, o_2) \geq 7 \\ \text{scl}_G(aabABAaBaB) &= 1/2 - \{2, 1\}/o_1 && \text{if } \min(o_1, o_2) \geq 3 \\ \text{scl}_G(aba^2b^2a^3b^3A^5B^5) &= 1 - \frac{1}{2o_1} - \frac{1}{2o_2} && \text{if } \min(o_1, o_2) \geq 6 \end{aligned}$$

Small changes can strongly affect scl: above we see  $\text{scl}_G(aba^2b^2a^3b^3A^5B^5)$  has a simple formula. However,  $\text{scl}_G(aba^2b^2a^3b^3A^6B^6)$  exhibits behavior which is piecewise periodic in both orders with period 6. For simplicity, we plot the value of scl for fixed  $o_1 = 100$  as  $o_2$  varies. See Figure 14.

For  $\text{scl}_G(abABacAC)$ , the formula has four pieces, each of which is quasilinear. It is clearest to fix  $o_1$  and draw the regions in the  $o_2$ - $o_3$  plane with the appropriate formulas. The formulas are shown in Figure 15 and apply whenever  $\min(o_1, o_2, o_3) \geq 2$ . Note that if we fix  $o_1$  and let the other orders grow, scl is eventually constant. This almost certainly reflects the fact that for  $o_1$  fixed, eventually it is best to build an extremal surface using only rectangles, not group polygons, for the other factors.

**5.4. Histograms.** Using `scylla`, it's simple to produce a histogram for free products of finite cyclic groups analogous to the histogram shown in Figure 1. Figure 16 shows a histogram of the scl spectrum in  $\mathbb{Z}/3\mathbb{Z} * \mathbb{Z}/2\mathbb{Z}$  for many random words of length 40, and Figure 17 shows a histogram for many random words of length 30 in  $\mathbb{Z}/4\mathbb{Z} * \mathbb{Z}/3\mathbb{Z}$ .

**5.5. Extensions.** As we mentioned in Remark 4.6, there are two ways to decompose surfaces: our method, and the technique which essentially builds surfaces out of van Kampen disks. This latter method is messier in our situation, so we have

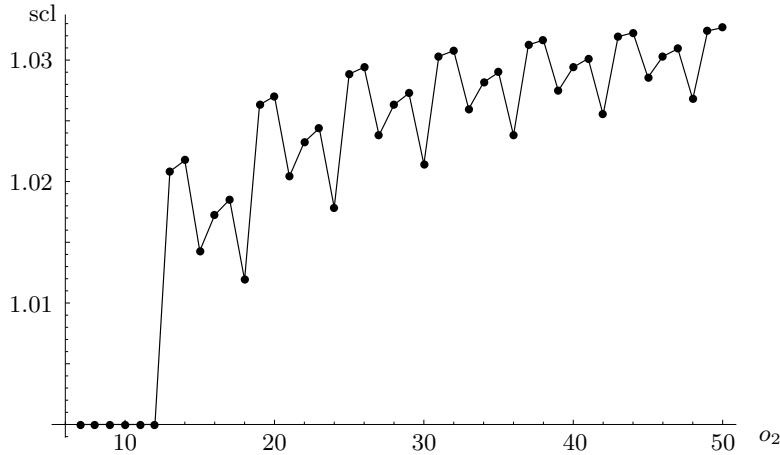


FIGURE 14. The value of  $scl_G(aba^2b^2a^3b^3A^6B^6)$  as  $o_2$  varies, for fixed  $o_1 = 100$ . Note the initially flat behavior, followed by quasi-linearity in  $1/o_2$  with period 6.

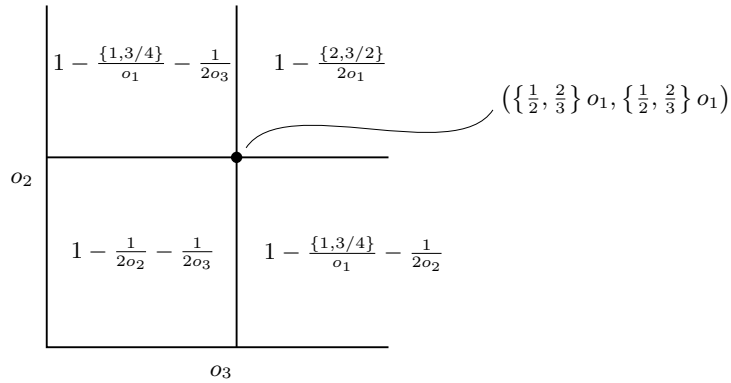


FIGURE 15. For fixed  $o_1$ , the  $o_2$ - $o_3$  plane and piecewise formulas for  $scl(abABacAC)$ . All brackets refer to the residue class of  $o_1$ . Wherever the regions intersect in an integer point, the formulas agree.

avoided it. However, it generalizes to more complicated group presentations, and from this perspective, it is clearer that the essential feature of free products of cyclic groups we have used is that there are no internal vertices in a reduced van Kampen diagram.

Consider a group presentation  $G = \langle G | R \rangle$ . We symmetrize  $R$  and add in all cyclic conjugates. A *piece* in the presentation is word  $u$  which occurs as a maximal common initial subword to two distinct words  $r_1, r_2 \in R$ . Note that  $r_1$  and  $r_2$  may be the same cyclic word, but they are not allowed to be the same word. A piece is simply an alignment of subwords in different relators. Note that an internal edge in a van Kampen diagram is a part of a piece.

The key problem to compute  $scl$  as a linear programming problem is to understand how to compute the Euler characteristic of a surface knowing only the relators out of which it is built, and this is difficult in the presence of internal vertices in

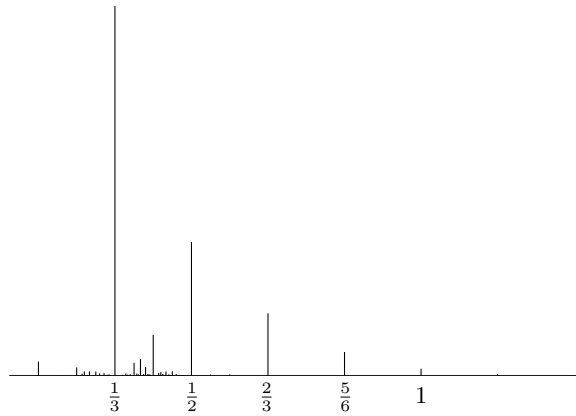


FIGURE 16. A histogram of scl values of random words of length 40 in  $\mathbb{Z}/3\mathbb{Z} * \mathbb{Z}/2\mathbb{Z}$ .

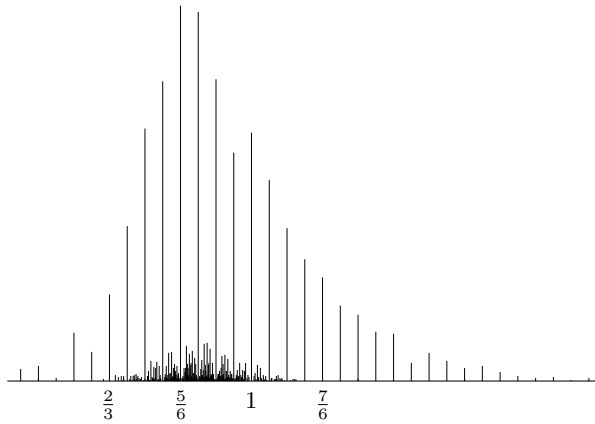


FIGURE 17. A histogram of scl values of random words of length 30 in  $\mathbb{Z}/4\mathbb{Z} * \mathbb{Z}/3\mathbb{Z}$ . The gap between spikes is  $1/24$ .

the van Kampen diagram. If we require that the pieces in every relator are separated by at least one letter, for example, then the `scylla` algorithm strategy should still work, because internal vertices can be simplified away. However, this requirement is somewhat meaningless, because these group presentations are secretly just presentations of free products of cyclic groups!

#### REFERENCES

- [1] Danny Calegari. *scl*, volume 20 of *MSJ Memoirs*. Mathematical Society of Japan, Tokyo, 2009.
- [2] Danny Calegari. *scl*, sails, and surgery. *J. Topol.*, 4(2):305–326, 2011.
- [3] Danny Calegari and Alden Walker. Integer hulls of linear polyhedra and scl in families. *Trans. Amer. Math. Soc.*, to appear; preprint: *arXiv:1011.1455*.
- [4] Danny Calegari and Alden Walker. Random groups contain surface subgroups. preprint: *arXiv:1304.2188*.
- [5] Danny Calegari and Alden Walker. Random rigidity in the free group. *Geometry and Topology*, to appear; preprint: *arXiv:1104.1768*.

- [6] Danny Calegari and Alden Walker. `scallop`. *computer program available from the authors' webpages and github*.
- [7] Danny Calegari and Alden Walker. Surface subgroups from linear programming. *preprint: arXiv:1212.2618*.
- [8] Danny Calegari and Alden Walker. Isometric endomorphisms of free groups. *New York J. Math.*, 17:713–743, 2011.
- [9] Danny Calegari and Henry Wilton. Random graphs of free groups contain surface subgroups. *preprint: arXiv:1303.2700*.
- [10] Marc Culler. Using surfaces to solve equations in free groups. *Topology*, 20(2):133–145, 1981.
- [11] Dongping Zhuang. Irrational stable commutator length in finitely presented groups. *J. Mod. Dyn.*, 2(3):499–507, 2008.

DEPARTMENT OF MATHEMATICS, UNIVERSITY OF CHICAGO, CHICAGO, IL 60637  
*E-mail address:* `akwalker@math.uchicago.edu`