

Measurement of the ZZ production cross section and search for the standard model Higgs boson in the four lepton final state in $p\bar{p}$ collisions

V.M. Abazov,³¹ B. Abbott,⁶⁶ B.S. Acharya,²⁵ M. Adams,⁴⁵ T. Adams,⁴³ J.P. Agnew,⁴⁰ G.D. Alexeev,³¹ G. Alkhazov,³⁵ A. Alton^a,⁵⁵ A. Askew,⁴³ S. Atkins,⁵³ K. Augsten,⁷ C. Avila,⁵ F. Badaud,¹⁰ L. Bagby,⁴⁴ B. Baldin,⁴⁴ D.V. Bandurin,⁴³ S. Banerjee,²⁵ E. Barberis,⁵⁴ P. Baringer,⁵² J.F. Bartlett,⁴⁴ U. Bassler,¹⁵ V. Bazterra,⁴⁵ A. Bean,⁵² M. Begalli,² L. Bellantoni,⁴⁴ S.B. Beri,²³ G. Bernardi,¹⁴ R. Bernhard,¹⁹ I. Bertram,³⁸ M. Besançon,¹⁵ R. Beuselinck,³⁹ P.C. Bhat,⁴⁴ S. Bhatia,⁵⁷ V. Bhatnagar,²³ G. Blazey,⁴⁶ S. Blessing,⁴³ K. Bloom,⁵⁸ A. Boehnlein,⁴⁴ D. Boline,⁶³ E.E. Boos,³³ G. Borissov,³⁸ A. Brandt,⁶⁹ O. Brandt,²⁰ R. Brock,⁵⁶ A. Bross,⁴⁴ D. Brown,¹⁴ X.B. Bu,⁴⁴ M. Buehler,⁴⁴ V. Buescher,²¹ V. Bunichev,³³ S. Burdin^b,³⁸ C.P. Buszello,³⁷ E. Camacho-Pérez,²⁸ B.C.K. Casey,⁴⁴ H. Castilla-Valdez,²⁸ S. Caughron,⁵⁶ S. Chakrabarti,⁶³ K.M. Chan,⁵⁰ A. Chandra,⁷¹ E. Chapon,¹⁵ G. Chen,⁵² S.W. Cho,²⁷ S. Choi,²⁷ B. Choudhary,²⁴ S. Cihangir,⁴⁴ D. Claes,⁵⁸ J. Clutter,⁵² M. Cooke,⁴⁴ W.E. Cooper,⁴⁴ M. Corcoran,⁷¹ F. Couderc,¹⁵ M.-C. Cousinou,¹² D. Cutts,⁶⁸ A. Das,⁴¹ G. Davies,³⁹ S.J. de Jong,^{29,30} E. De La Cruz-Burelo,²⁸ F. Déliot,¹⁵ R. Demina,⁶² D. Denisov,⁴⁴ S.P. Denisov,³⁴ S. Desai,⁴⁴ C. Deterre^d,²⁰ K. DeVaughan,⁵⁸ H.T. Diehl,⁴⁴ M. Diesburg,⁴⁴ P.F. Ding,⁴⁰ A. Dominguez,⁵⁸ A. Dubey,²⁴ L.V. Dudko,³³ A. Duperrin,¹² S. Dutt,²³ M. Eads,⁴⁶ D. Edmunds,⁵⁶ J. Ellison,⁴² V.D. Elvira,⁴⁴ Y. Enari,¹⁴ H. Evans,⁴⁸ V.N. Evdokimov,³⁴ L. Feng,⁴⁶ T. Ferbel,⁶² F. Fiedler,²¹ F. Filthaut,^{29,30} W. Fisher,⁵⁶ H.E. Fisk,⁴⁴ M. Fortner,⁴⁶ H. Fox,³⁸ S. Fuess,⁴⁴ A. Garcia-Bellido,⁶² J.A. García-González,²⁸ V. Gavrilov,³² W. Geng,^{12,56} C.E. Gerber,⁴⁵ Y. Gershtein,⁵⁹ G. Ginther,^{44,62} G. Golovanov,³¹ P.D. Grannis,⁶³ S. Greder,¹⁶ H. Greenlee,⁴⁴ G. Grenier,¹⁷ Ph. Gris,¹⁰ J.-F. Grivaz,¹³ A. Grohsjean^c,¹⁵ S. Grünendahl,⁴⁴ M.W. Grünewald,²⁶ T. Guillemain,¹³ G. Gutierrez,⁴⁴ P. Gutierrez,⁶⁶ J. Haley,⁵⁴ L. Han,⁴ K. Harder,⁴⁰ A. Harel,⁶² J.M. Hauptman,⁵¹ J. Hays,³⁹ T. Head,⁴⁰ T. Hebbeker,¹⁸ D. Hedin,⁴⁶ H. Hegab,⁶⁷ A.P. Heinson,⁴² U. Heintz,⁶⁸ C. Hensel,²⁰ I. Heredia-De La Cruz^d,²⁸ K. Herner,⁴⁴ G. Hesketh^f,⁴⁰ M.D. Hildreth,⁵⁰ R. Hirosky,⁷² T. Hoang,⁴³ J.D. Hobbs,⁶³ B. Hoeneisen,⁹ J. Hogan,⁷¹ M. Hohlfeld,²¹ R. Hooper^k,⁶⁸ I. Howley,⁶⁹ Z. Hubacek,^{7,15} V. Hynek,⁷ I. Iashvili,⁶¹ Y. Ilchenko,⁷⁰ R. Illingworth,⁴⁴ A.S. Ito,⁴⁴ S. Jabeen,⁶⁸ M. Jaffré,¹³ A. Jayasinghe,⁶⁶ J. Holzbauer,⁵⁷ M.S. Jeong,²⁷ R. Jesik,³⁹ P. Jiang,⁴ K. Johns,⁴¹ E. Johnson,⁵⁶ M. Johnson,⁴⁴ A. Jonckheere,⁴⁴ P. Jonsson,³⁹ J. Joshi,⁴² A.W. Jung,⁴⁴ A. Juste,³⁶ E. Kajfasz,¹² D. Karmanov,³³ I. Katsanos,⁵⁸ R. Kehoe,⁷⁰ S. Kermiche,¹² N. Khalatyan,⁴⁴ A. Khanov,⁶⁷ A. Kharchilava,⁶¹ Y.N. Kharzheev,³¹ I. Kiselevich,³² J.M. Kohli,²³ A.V. Kozelov,³⁴ J. Kraus,⁵⁷ A. Kumar,⁶¹ A. Kupco,⁸ T. Kurča,¹⁷ V.A. Kuzmin,³³ S. Lammers,⁴⁸ P. Lebrun,¹⁷ H.S. Lee,²⁷ S.W. Lee,⁵¹ W.M. Lee,⁴³ X. Lei,⁴¹ J. Lellouch,¹⁴ D. Li,¹⁴ H. Li,⁷² L. Li,⁴² Q.Z. Li,⁴⁴ J.K. Lim,²⁷ D. Lincoln,⁴⁴ J. Linnemann,⁵⁶ V.V. Lipaev,³⁴ R. Lipton,⁴⁴ H. Liu,⁷⁰ Y. Liu,⁴ A. Lobodenko,³⁵ M. Lokajicek,⁸ R. Lopes de Sa,⁶³ R. Luna-Garcia^g,²⁸ A.L. Lyon,⁴⁴ A.K.A. Maciel,¹ R. Madar,¹⁹ R. Magaña-Villalba,²⁸ S. Malik,⁵⁸ V.L. Malyshev,³¹ J. Mansour,²⁰ J. Martínez-Ortega,²⁸ R. McCarthy,⁶³ C.L. McGivern,⁴⁰ M.M. Meijer,^{29,30} A. Melnitchouk,⁴⁴ D. Menezes,⁴⁶ P.G. Mercadante,³ M. Merkin,³³ A. Meyer,¹⁸ J. Meyerⁱ,²⁰ F. Miconi,¹⁶ N.K. Mondal,²⁵ M. Mulhearn,⁷² E. Nagy,¹² M. Narain,⁶⁸ R. Nayyar,⁴¹ H.A. Neal,⁵⁵ J.P. Negret,⁵ P. Neustroev,³⁵ H.T. Nguyen,⁷² T. Nunnemann,²² J. Orduna,⁷¹ N. Osman,¹² J. Osta,⁵⁰ A. Pal,⁶⁹ N. Parashar,⁴⁹ V. Parihar,⁶⁸ S.K. Park,²⁷ R. Partridge^e,⁶⁸ N. Parua,⁴⁸ A. Patwa^j,⁶⁴ B. Penning,⁴⁴ M. Perfilov,³³ Y. Peters,²⁰ K. Petridis,⁴⁰ G. Petrillo,⁶² P. Pétrouff,¹³ M.-A. Pleier,⁶⁴ V.M. Podstavkov,⁴⁴ A.V. Popov,³⁴ M. Prewitt,⁷¹ D. Price,⁴⁸ N. Prokopenko,³⁴ J. Qian,⁵⁵ A. Quadt,²⁰ B. Quinn,⁵⁷ P.N. Ratoff,³⁸ I. Razumov,³⁴ I. Ripp-Baudot,¹⁶ F. Rizatdinova,⁶⁷ M. Rominsky,⁴⁴ A. Ross,³⁸ C. Royon,¹⁵ P. Rubinov,⁴⁴ R. Ruchti,⁵⁰ G. Sajot,¹¹ A. Sánchez-Hernández,²⁸ M.P. Sanders,²² A.S. Santos^h,¹ G. Savage,⁴⁴ L. Sawyer,⁵³ T. Scanlon,³⁹ R.D. Schamberger,⁶³ Y. Scheglov,³⁵ H. Schellman,⁴⁷ C. Schwanenberger,⁴⁰ R. Schwienhorst,⁵⁶ J. Sekaric,⁵² H. Severini,⁶⁶ E. Shabalina,²⁰ V. Shary,¹⁵ S. Shaw,⁵⁶ A.A. Shchukin,³⁴ V. Simak,⁷ P. Skubic,⁶⁶ P. Slattery,⁶² D. Smirnov,⁵⁰ G.R. Snow,⁵⁸ J. Snow,⁶⁵ S. Snyder,⁶⁴ S. Söldner-Rembold,⁴⁰ L. Sonnenschein,¹⁸ K. Soustruznik,⁶ J. Stark,¹¹ D.A. Stoyanova,³⁴ M. Strauss,⁶⁶ L. Suter,⁴⁰ P. Svoisky,⁶⁶ M. Titov,¹⁵ V.V. Tokmenin,³¹ Y.-T. Tsai,⁶² D. Tsybychev,⁶³ B. Tuchming,¹⁵ C. Tully,⁶⁰ L. Uvarov,³⁵ S. Uvarov,³⁵ S. Uzunyan,⁴⁶ R. Van Kooten,⁴⁸ W.M. van Leeuwen,²⁹ N. Varelas,⁴⁵ E.W. Varnes,⁴¹ I.A. Vasilyev,³⁴ A.Y. Verkheev,³¹ L.S. Vertogradov,³¹ M. Verzocchi,⁴⁴ M. Vesterinen,⁴⁰ D. Vilanova,¹⁵ P. Vokac,⁷ H.D. Wahl,⁴³ M.H.L.S. Wang,⁴⁴ J. Warchol,⁵⁰ G. Watts,⁷³ M. Wayne,⁵⁰ J. Weichert,²¹ L. Welty-Rieger,⁴⁷ M.R.J. Williams,⁴⁸ G.W. Wilson,⁵² M. Wobisch,⁵³ D.R. Wood,⁵⁴ T.R. Wyatt,⁴⁰ Y. Xie,⁴⁴ R. Yamada,⁴⁴ S. Yang,⁴ T. Yasuda,⁴⁴ Y.A. Yatsunenkov,³¹ W. Ye,⁶³ Z. Ye,⁴⁴ H. Yin,⁴⁴ K. Yip,⁶⁴ S.W. Youn,⁴⁴ J.M. Yu,⁵⁵ J. Zennaro,⁶¹ T.G. Zhao,⁴⁰ B. Zhou,⁵⁵ J. Zhu,⁵⁵ M. Zielinski,⁶² D. Zieminska,⁴⁸ and L. Zivkovic¹⁴

(The D0 Collaboration*)

- ¹LAFEX, Centro Brasileiro de Pesquisas Físicas, Rio de Janeiro, Brazil
²Universidade do Estado do Rio de Janeiro, Rio de Janeiro, Brazil
³Universidade Federal do ABC, Santo André, Brazil
⁴University of Science and Technology of China, Hefei, People's Republic of China
⁵Universidad de los Andes, Bogotá, Colombia
⁶Charles University, Faculty of Mathematics and Physics, Center for Particle Physics, Prague, Czech Republic
⁷Czech Technical University in Prague, Prague, Czech Republic
⁸Institute of Physics, Academy of Sciences of the Czech Republic, Prague, Czech Republic
⁹Universidad San Francisco de Quito, Quito, Ecuador
¹⁰LPC, Université Blaise Pascal, CNRS/IN2P3, Clermont, France
¹¹LPSC, Université Joseph Fourier Grenoble 1, CNRS/IN2P3, Institut National Polytechnique de Grenoble, Grenoble, France
¹²CPPM, Aix-Marseille Université, CNRS/IN2P3, Marseille, France
¹³LAL, Université Paris-Sud, CNRS/IN2P3, Orsay, France
¹⁴LPNHE, Universités Paris VI and VII, CNRS/IN2P3, Paris, France
¹⁵CEA, Irfu, SPP, Saclay, France
¹⁶IPHC, Université de Strasbourg, CNRS/IN2P3, Strasbourg, France
¹⁷IPNL, Université Lyon 1, CNRS/IN2P3, Villeurbanne, France and Université de Lyon, Lyon, France
¹⁸III. Physikalisches Institut A, RWTH Aachen University, Aachen, Germany
¹⁹Physikalisches Institut, Universität Freiburg, Freiburg, Germany
²⁰II. Physikalisches Institut, Georg-August-Universität Göttingen, Göttingen, Germany
²¹Institut für Physik, Universität Mainz, Mainz, Germany
²²Ludwig-Maximilians-Universität München, München, Germany
²³Panjab University, Chandigarh, India
²⁴Delhi University, Delhi, India
²⁵Tata Institute of Fundamental Research, Mumbai, India
²⁶University College Dublin, Dublin, Ireland
²⁷Korea Detector Laboratory, Korea University, Seoul, Korea
²⁸CINVESTAV, Mexico City, Mexico
²⁹Nikhef, Science Park, Amsterdam, the Netherlands
³⁰Radboud University Nijmegen, Nijmegen, the Netherlands
³¹Joint Institute for Nuclear Research, Dubna, Russia
³²Institute for Theoretical and Experimental Physics, Moscow, Russia
³³Moscow State University, Moscow, Russia
³⁴Institute for High Energy Physics, Protvino, Russia
³⁵Petersburg Nuclear Physics Institute, St. Petersburg, Russia
³⁶Institució Catalana de Recerca i Estudis Avançats (ICREA) and Institut de Física d'Altes Energies (IFAE), Barcelona, Spain
³⁷Uppsala University, Uppsala, Sweden
³⁸Lancaster University, Lancaster LA1 4YB, United Kingdom
³⁹Imperial College London, London SW7 2AZ, United Kingdom
⁴⁰The University of Manchester, Manchester M13 9PL, United Kingdom
⁴¹University of Arizona, Tucson, Arizona 85721, USA
⁴²University of California Riverside, Riverside, California 92521, USA
⁴³Florida State University, Tallahassee, Florida 32306, USA
⁴⁴Fermi National Accelerator Laboratory, Batavia, Illinois 60510, USA
⁴⁵University of Illinois at Chicago, Chicago, Illinois 60607, USA
⁴⁶Northern Illinois University, DeKalb, Illinois 60115, USA
⁴⁷Northwestern University, Evanston, Illinois 60208, USA
⁴⁸Indiana University, Bloomington, Indiana 47405, USA
⁴⁹Purdue University Calumet, Hammond, Indiana 46323, USA
⁵⁰University of Notre Dame, Notre Dame, Indiana 46556, USA
⁵¹Iowa State University, Ames, Iowa 50011, USA
⁵²University of Kansas, Lawrence, Kansas 66045, USA
⁵³Louisiana Tech University, Ruston, Louisiana 71272, USA
⁵⁴Northeastern University, Boston, Massachusetts 02115, USA
⁵⁵University of Michigan, Ann Arbor, Michigan 48109, USA
⁵⁶Michigan State University, East Lansing, Michigan 48824, USA
⁵⁷University of Mississippi, University, Mississippi 38677, USA
⁵⁸University of Nebraska, Lincoln, Nebraska 68588, USA
⁵⁹Rutgers University, Piscataway, New Jersey 08855, USA
⁶⁰Princeton University, Princeton, New Jersey 08544, USA

⁶¹State University of New York, Buffalo, New York 14260, USA

⁶²University of Rochester, Rochester, New York 14627, USA

⁶³State University of New York, Stony Brook, New York 11794, USA

⁶⁴Brookhaven National Laboratory, Upton, New York 11973, USA

⁶⁵Langston University, Langston, Oklahoma 73050, USA

⁶⁶University of Oklahoma, Norman, Oklahoma 73019, USA

⁶⁷Oklahoma State University, Stillwater, Oklahoma 74078, USA

⁶⁸Brown University, Providence, Rhode Island 02912, USA

⁶⁹University of Texas, Arlington, Texas 76019, USA

⁷⁰Southern Methodist University, Dallas, Texas 75275, USA

⁷¹Rice University, Houston, Texas 77005, USA

⁷²University of Virginia, Charlottesville, Virginia 22904, USA

⁷³University of Washington, Seattle, Washington 98195, USA

(Dated: April 19, 2013)

We present a measurement of Z boson pair production in $p\bar{p}$ collisions at 1.96 TeV with 9.6 fb⁻¹ to 9.8 fb⁻¹ of D0 data. We examine the final states $eeee$, $ee\mu\mu$, and $\mu\mu\mu\mu$. Based on selected data, the measured cross section in the mass region $M(Z/\gamma^*) > 30$ GeV is $\sigma(p\bar{p} \rightarrow Z/\gamma^* Z/\gamma^*) = 1.26_{-0.36}^{+0.44}$ (stat) $_{-0.15}^{+0.17}$ (syst) ± 0.08 (lumi) pb; after correcting for the expected ratio of $\sigma(p\bar{p} \rightarrow Z/\gamma^* Z/\gamma^*)$ to $\sigma(p\bar{p} \rightarrow ZZ)$, we derive a cross section for $p\bar{p} \rightarrow ZZ$ production of $1.05_{-0.30}^{+0.37}$ (stat) $_{-0.12}^{+0.14}$ (syst) ± 0.06 (lumi) pb. This result is combined with a previous result from the $ZZ \rightarrow \ell^+ \ell^- \nu \bar{\nu}$ channel resulting in a combined $p\bar{p} \rightarrow ZZ$ cross section measurement of $1.32_{-0.25}^{+0.29}$ (stat) ± 0.12 (syst) ± 0.04 (lumi) pb. These measurements are consistent with the standard model expectation of 1.43 ± 0.10 pb. We extend this analysis to search for the standard model (SM) Higgs boson between 115 and 200 GeV. At a Higgs boson mass of 125 GeV, we expect to set a limit of 43 times the SM expectation at 95% C.L., and set a limit of 42 times the SM expectation at 95% C.L.

PACS numbers: 12.15.Ji, 13.85.Qk, 14.70.Hp, 14.80.Bn

I. INTRODUCTION

We present a measurement of the cross section $\sigma(p\bar{p} \rightarrow Z/\gamma^* Z/\gamma^*)$ at $\sqrt{s} = 1.96$ TeV, using events where each Z/γ^* results in two charged leptons. Because the branching fraction of the Z boson to charged leptons is smaller than that to quarks or neutrinos, this process is relatively rare, but has the advantage of being an extremely pure final state. The largest fraction of the background results from events in which one or more jet has been misidentified as a lepton, since few other processes in the standard model (SM) produce four isolated leptons. We also unfold our measurement to determine the $\sigma(p\bar{p} \rightarrow ZZ)$ cross section.

After measuring the t -channel $Z/\gamma^* Z/\gamma^*$ cross section, we reinterpret the analysis as a search for the Higgs boson in the four lepton final state, predicted in the SM as a result of electroweak symmetry breaking. Both the ATLAS and CMS experiments at the CERN LHC $p\bar{p}$ col-

lider have observed a four lepton resonance at a mass of ~ 125 GeV [1, 2] which, when combined with other decay channels, is consistent with the SM Higgs boson.

Z boson pair production was studied at the CERN LEP2 collider by the ALEPH [3], DELPHI [4], L3 [5], and OPAL [6] collaborations in multiple final states, including $e^+e^- \rightarrow \ell^+\ell^-\ell'^+\ell'^-$, where ℓ represents an electron or a muon. The LEP experiments also set limits on anomalous ZZZ and $ZZ\gamma$ couplings [7].

The Fermilab Tevatron experiments have also searched for and measured the pair production of Z bosons. The D0 collaboration's analysis of $ZZ \rightarrow \ell^+\ell^-\ell'^+\ell'^-$ production with 1.1 fb⁻¹ of $p\bar{p}$ data yielded an upper limit of 4.4 pb on the ZZ production cross section at 95% C.L. Additionally, limits on anomalous ZZZ and $ZZ\gamma$ couplings were determined [8]. The D0 collaboration was the first to observe ZZ production in $p\bar{p}$ collisions in the $\ell^+\ell^-\ell'^+\ell'^-$ final state with 2.7 fb⁻¹ of data [9]. The D0 collaboration has also measured the ZZ cross section in the $\ell^+\ell^-\nu\bar{\nu}$ final state, first with 2.2 fb⁻¹ [10] and later with 8.6 fb⁻¹ of integrated luminosity, yielding a final measurement of 1.64 ± 0.44 (stat) $_{-0.15}^{+0.13}$ (syst) pb [11]. The CDF collaboration has analyzed data from 1.9 fb⁻¹ of integrated luminosity to study ZZ production, measuring, when combining $\ell^+\ell^-\ell'^+\ell'^-$ and $\ell^+\ell^-\nu\bar{\nu}$ channels, a cross section of $\sigma(ZZ) = 1.4_{-0.6}^{+0.7}$ (stat + syst) pb [12]. The ATLAS collaboration has observed $p\bar{p} \rightarrow ZZ$ production in the four charged lepton final state in 1.0 fb⁻¹ of data at $\sqrt{s} = 7$ TeV [13]. The CMS collaboration has measured $\sigma(p\bar{p} \rightarrow ZZ)$ in 5.0 fb⁻¹ of data at $\sqrt{s} = 7$ TeV

*with visitors from ^aAugustana College, Sioux Falls, SD, USA, ^bThe University of Liverpool, Liverpool, UK, ^cDESY, Hamburg, Germany, ^dUniversidad Michoacana de San Nicolas de Hidalgo, Morelia, Mexico ^eSLAC, Menlo Park, CA, USA, ^fUniversity College London, London, UK, ^gCentro de Investigacion en Computacion - IPN, Mexico City, Mexico, ^hUniversidade Estadual Paulista, São Paulo, Brazil, ⁱKarlsruher Institut für Technologie (KIT) - Steinbuch Centre for Computing (SCC) and ^jOffice of Science, U.S. Department of Energy, Washington, D.C. 20585, USA. ^kVisitor from Lewis University, Romeoville, IL, USA.

[14], and has observed the rare decay $Z \rightarrow \ell^+ \ell^- \ell'^+ \ell'^-$ with a branching fraction in agreement with the SM prediction.

This article is an update of the D0 collaboration's prior ZZ to four charged lepton analysis that measured a cross section of $\sigma(p\bar{p} \rightarrow ZZ) = 1.26^{+0.47}_{-0.37}$ (stat) ± 0.11 (syst) ± 0.08 (lumi) pb using 6.4 fb^{-1} of integrated luminosity [16]. The result presented here uses 9.6 fb^{-1} to 9.8 fb^{-1} of integrated luminosity, and expands electron acceptance in the $eeee$ final state.

II. DETECTOR

The D0 detector is described in detail elsewhere [17–20]. The main components are the central tracking system, the calorimeter system, and the muon detectors. The central-tracking system is located within a 2 T solenoidal field and consists of two different trackers. Located closest to the interaction point is the silicon microstrip tracker (SMT) and surrounding that is the central fiber tracker (CFT). The SMT is an assembly of barrel silicon detectors in the central region, along with large-diameter disks in the forward regions for tracking at high pseudorapidity (η) [21]. The CFT consists of eight concentric coaxial barrels each carrying two doublet layers of scintillating fibers. The liquid-argon calorimeter system is housed in three cryostats. The central calorimeter (CC) covers up to $|\eta| = 1$, and two end calorimeters (EC) are located in the forward regions, extending coverage to $|\eta| = 4$. In the intercryostat region (ICR) between the CC and EC cryostats, there is a scintillating intercryostat detector (ICD) between $1.1 < |\eta| < 1.4$ that recovers some energy from particles passing through the ICR. Closest to the collisions are the electromagnetic (EM) regions of the calorimeter followed by hadronic layers of fine and coarse segmentation.

A muon detection system [22] is located beyond the calorimeters and consists of a layer of tracking detectors and scintillation trigger counters before 1.8 T toroid magnets, followed by two similar layers after the toroids.

There is a three-level trigger system consisting of a collection of specialized hardware elements, microprocessors, and decision-making algorithms to selectively record the events of most interest.

III. MONTE CARLO

We use the PYTHIA [23] Monte Carlo (MC) program to determine the $Z/\gamma^* Z/\gamma^* \rightarrow \ell^+ \ell^- \ell'^+ \ell'^-$ signal acceptance and to simulate the migration background. The signal is defined to consist of $Z/\gamma^* Z/\gamma^*$ pairs where each Z/γ^* boson has a mass greater than 30 GeV. The migration background consists of $Z/\gamma^* Z/\gamma^*$ events where at least one of the two Z/γ^* bosons has an invariant mass of less than 30 GeV; it enters the signal sample either due to mismeasurement or by mis-assigning the

lepton pairs in the $eeee$ and $\mu\mu\mu\mu$ channels. We include $Z/\gamma^* Z/\gamma^* \rightarrow \ell^+ \ell^- \tau^+ \tau^-$ events where the taus decay into electrons or muons as appropriate to match the final four-lepton signature in the signal acceptance. Contributions from $ZZ \rightarrow \tau^+ \tau^- \tau^+ \tau^-$ with subsequent decays into muons and electrons are also examined, but found to be negligible. The ZZ transverse momentum (p_T) spectrum is also estimated using SHERPA MC [24], and the difference between the p_T spectra from PYTHIA and SHERPA is used as a systematic. The dominant tree-level diagrams for $p\bar{p} \rightarrow Z/\gamma^* Z/\gamma^* \rightarrow \ell^+ \ell^- \ell'^+ \ell'^-$ are shown in Fig. 1. The singly resonant Z boson diagram contributes at low mass, and we expect a negligible contribution to the signal yields from this diagram in our analysis.

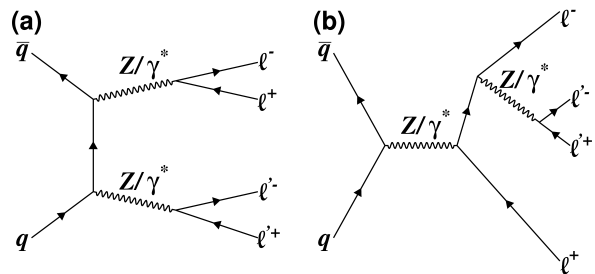


FIG. 1: Feynman diagrams for (a) the t -channel tree-level process $q\bar{q} \rightarrow ZZ \rightarrow \ell^+ \ell^- \ell'^+ \ell'^-$ and (b) the singly resonant process.

To estimate the migration background, we generate Z/γ^* pairs where at least one of the bosons has a mass between 5 and 30 GeV, and estimate the cross section of these events using next-to-leading-order (NLO) MC from MCFM [25] with the CTEQ61M PDF set [26].

The $t\bar{t}$ background is estimated using ALPGEN [30] with a top quark mass of 172 GeV and is normalized to an approximate NNLO cross section calculation [31].

Other backgrounds where photons or jets must be misidentified for the event to enter our sample, such as events containing a Z plus jets, are estimated from data as described in Sec. VI.

For the Higgs boson search, we generate SM Higgs boson events with masses between 115 and 200 GeV in 5 GeV increments. We simulate the gluon fusion ($gg \rightarrow H$) and ZH associated production ($q\bar{q} \rightarrow ZH$) processes using PYTHIA. The expected $gg \rightarrow H$ cross section is corrected to next-to-NLO (NNLO) with next-to-next-to-leading-log resummation of soft gluons [27]. The associated ZH production cross section is corrected to NNLO [28]. The expected branching fractions for the Higgs boson decay are determined using HDECAY [29].

All of the MC samples are passed through a GEANT [32] simulation of the D0 detector. To account for detector noise and additional $p\bar{p}$ interactions, data from random beam crossings are overlaid onto all MC events to match the instantaneous luminosity distribution of the selected

data. The same algorithms used to reconstruct real data events are run on these simulated events.

IV. OBJECT IDENTIFICATION

All muon candidates are reconstructed either as a muon track reconstructed from hits in both the wire chambers and scintillators in at least one layer of the muon system, or as a narrow energy deposit in the calorimeter system consistent with that expected from a muon passing through the calorimeter that is not associated with tracks in the muon system. Each muon candidate must be matched to a track in the central tracker with a $p_T > 15$ GeV, and the track p_T is taken as the p_T of the muon, p_T^μ . This track must have an impact parameter consistent with the muon coming from the interaction point. We consider two muon isolation variables: E_T^{trkcone} , the scalar sum of the track p_T within a cone of $\Delta R \leq 0.5$ [33] about the muon track; and E_T^{halo} , the sum of the calorimeter energy in an annulus $0.1 < \Delta R \leq 0.4$ centered on the muon track. If the muon is reconstructed in the muon system, then we impose the requirement that $E_T^{\text{trkcone}}/p_T^\mu < 0.25$ and $E_T^{\text{halo}}/p_T^\mu < 0.4$. Otherwise, each variable divided by p_T^μ must be less than 0.1.

Different selection requirements apply for electrons identified in the CC ($|\eta_d| < 1.1$), EC ($1.5 < |\eta_d| < 3.2$), and ICR ($1.1 < |\eta_d| < 1.5$), where η_d is the pseudorapidity calculated with respect to the center of the detector. In the CC and EC, electrons must have at least 90% of their energy found in the EM calorimeter, have $p_T > 15$ GeV, and pass a calorimeter isolation requirement. The p_T estimate for the CC and EC electrons is based on the energy deposited in the calorimeter. For electrons in the CC, the sum of transverse momenta of the charged central tracks in an annulus of $0.05 < \Delta R \leq 0.4$ about the electron, I_4 , must be less than 4.0 GeV. There must either be a track in the central tracker associated with the calorimeter cluster, or hits in the central tracker consistent with a track along the extrapolation of the calorimeter cluster to the interaction point. Finally, the electron must pass a neural net (NN) discriminant trained to separate electrons from jets in the CC using seven shower shape and isolation variables as input.

In the EC only, we require that the track isolation I_4 be less than $(7.0 - 2.5 \times |\eta_d|)$ GeV or 0.01 GeV, whichever is larger. The electron must pass a NN discriminant trained to separate electrons from jets in the EC using three shower shape and isolation variables as input and an additional chi-square-based shower shape requirement designed to distinguish electrons from jets.

Within the ICR, there is incomplete EM calorimeter coverage, so the electron must pass a minimum EM + ICD energy fraction requirement that varies with $|\eta_d|$. The candidate must be matched to a central track with $p_T > 15$ GeV and have a $p_T > 10$ GeV measured in the calorimeter. Additionally, the ICR electron must satisfy two multivariate discriminants designed to reject jet

background. Due to the limited energy resolution in the ICR, we use the p_T of the track associated with the ICR electron to estimate the ICR electron energy.

Jets are used in the estimation of the instrumental background, as discussed in Sec. VI. In this analysis, we use jets reconstructed from energy deposits in the CC, EC, and ICD detectors using the Run II midpoint cone algorithm [34] with a cone size of $\Delta R = 0.5$. The jets must have $p_T > 15$ GeV and $|\eta_d| < 3.2$. We apply the standard jet energy scale (JES) corrections [35] to jets in both data and MC.

The missing transverse energy, \cancel{E}_T , is calculated using a vector sum of the transverse components of calorimeter energy depositions, with appropriate JES corrections [35]. In the $ee\mu\mu$ and $\mu\mu\mu\mu$ final states, the \cancel{E}_T is corrected for identified muons.

V. EVENT SELECTION

To maximize the acceptance, we consider all events that pass the event selection requirements below without requiring a specific trigger. The majority of our acceptance comes from events collected by single lepton and di-lepton triggers. As there are four high- p_T leptons in this final state, we estimate that the trigger efficiency for the signal is greater than 99.5% in all channels.

A. $eeee$ final state

All electron candidates have to satisfy the requirements in Sec. IV. We require at least four electron candidates. If there are four CC/EC electron candidates, no ICR electron candidates are considered, and if there are more than four CC/EC electron candidates, the highest- p_T candidates are used. At least two of the electrons must be in the CC, and if an event has more than one ICR electron, only the leading ICR electron is considered as a lepton candidate. All possible pairings of the selected electrons are considered with no charge requirement imposed, and we require that one of the pairings has di-electron mass $M_{ee} > 30$ GeV for both di-electrons. Additionally, there must be $\Delta R > 0.5$ between any ICR electron and any CC and EC electrons, or the ICR electron is not considered. Because the instrumental background contamination is expected to vary significantly depending on the number of central electrons, the $eeee$ channel is then divided into four sub-channels that depend on the number of electrons in the CC, N_{CC} , the EC, N_{EC} , and in the ICR, N_{ICR} : $N_{CC} = 4$, $N_{CC} = 2$ with $N_{EC} = 2$, $N_{CC} = 3$ with $N_{EC} = 1$, and $N_{CC} \geq 2$ with $N_{ICR} = 1$. Since we do not use the muon system in $eeee$ event reconstruction, we include events where the muon system was not fully operational. This leads to a slightly higher integrated luminosity in the $eeee$ final state compared to the $ee\mu\mu$ and $\mu\mu\mu\mu$ final states.

B. $e\mu\mu$ channel

The $e\mu\mu$ channel is divided into three sub-channels that depend on the number of electrons in the CC: $N_{CC} = 2$, $N_{CC} = 1$, and $N_{CC} = 0$. No ICR electrons are used in this channel. As in the $eeee$ final state, we apply this splitting because the instrumental background contamination varies significantly depending on the number of central electrons. We require at least two electrons and two muons; if there are more leptons in the event, only the highest- p_T leptons of each type are used. To reject cosmic ray background, the cosine of the angle between the muons must satisfy $\cos\alpha < 0.96$, and the acoplanarity [36] between the two muons must be greater than 0.05 radians. We further require $|\Delta z_{DCA}| < 3.0$ cm between the muon tracks, where z_{DCA} refers to the location along the beam axis where the track has its distance of closest approach to the beamline. Also, we impose the requirement that $\Delta R > 0.2$ between all possible electron-muon pairings. Both the muon pair and electron pair invariant masses must exceed 30 GeV. There is no opposite charge requirement placed on the lepton pairs in order to maximize acceptance.

C. $\mu\mu\mu\mu$ final state

In the four-muon final state, there must be at least four muon candidates satisfying the requirements in Sec. IV, and at least two of the muons must be matched to tracks found in the muon system. The four-muon system must be charge neutral ($\sum_{i=1}^4 q_i = 0$), and only oppositely charged pairs are considered as Z boson candidates. If more than four muons are reconstructed in the event, we consider only the four highest- p_T muons. We further require $|\Delta z_{DCA}| < 3.0$ cm between all muons. We also require that one of the two possible sets of dimuons has a dimuon mass $M_{\mu\mu} > 30$ GeV for both dimuons.

VI. INSTRUMENTAL BACKGROUND

The instrumental background primarily arises from $Z(\rightarrow \ell\ell) + \text{jets}$ and $Z(\rightarrow \ell\ell) + \gamma + \text{jets}$ production (with smaller contributions from $WZ + \text{jets}$, $WW + \text{jets}$, $W + \text{jets}$, and multijet production with ≥ 4 jets). These events contaminate the four-lepton channels when a jet is falsely reconstructed as an isolated lepton. $Z(\rightarrow \ell\ell) + \gamma + \text{jets}$ production where a photon and a jet are mis-identified as an electron contaminates the $eeee$ and $e\mu\mu$ channels.

We estimate the instrumental background using the data. We first find the probability for a jet to be mis-identified as a lepton, $P_{j\ell}$. A tag and probe method is used to determine $P_{j\ell}$ where di-jet activity is considered with jet $p_T > 15$ GeV. The tagged jet must be associated with a jet that fired a single jet trigger and be the highest- p_T jet in the event. We then look for a probe jet with $|\Delta\phi| > 3.0$ with respect to the tag jet, where ϕ is the

azimuthal angle. To suppress contamination from $W + \text{jet}$ events, we require $\cancel{E}_T < 20$ GeV in the tag and probe sample. The probe jets form the denominator of the $P_{j\ell}$ calculation.

To calculate the numerator of the P_{je} estimate, we first find all good electrons in the event with a $p_T > 15$ GeV. We then select those electrons that satisfy the same criteria imposed on the probe jets, noted above. The P_{je} estimate is parametrized as a function of the jet p_T and η_d .

The $P_{j\mu}$ estimate is determined using a similar method. The tagged jet is defined as was done for electron events, but in the numerator, rather than have an electron, we use any muon that has $|\Delta\phi| > 3.0$ from the tag jet, and $P_{j\mu}$ is taken as the number of muons divided by the number of probe jets in the sample. The $P_{j\mu}$ estimate is parameterized in terms of p_T and η .

The $P_{j\ell}$ estimates for both electrons and muons are on the order of 10^{-3} .

To estimate the instrumental background for the $eeee$ final state, P_{je} is applied to events with three reconstructed electrons and one or more jet. The jet kinematics are used to model the electron kinematics in the event. This method accounts for events where either a photon or a jet is misreconstructed as one electron and a jet is misreconstructed as the other. This method overestimates the background from events with two real electrons and two jets misreconstructed as electrons. To determine the rate, we look at events with two reconstructed electrons and two or more reconstructed jets and apply P_{je} to both jets. The number of ee plus two jet events after P_{je} is applied to both jets is found to be negligible, so only $eee + \text{jet}$ events are used to model the instrumental background distributions in the $eeee$ final state.

The instrumental background in the $e\mu\mu$ channel is calculated from two different contributions. The first contribution is from events with $e\mu\mu$ plus one or more jet, where we apply P_{je} to the jet. This method gives an estimate of a background due to $Z(\rightarrow \mu\mu) + \text{jets}$ and $Z(\rightarrow \mu\mu) + \gamma + \text{jets}$ where a jet has been reconstructed as an electron. We also consider the ee plus two jet or more case, where we apply $P_{j\mu}$ to the jets. This method gives an estimate of the background due to $Z(\rightarrow ee) + \text{jets}$ where the jets can contain muons.

The $P_{j\mu}$ is applied to jets in $\mu\mu$ plus two or more jets data to determine the instrumental background for the $\mu\mu\mu\mu$ channel.

Background estimates derived from the above method can be found in Tables I–III in each final state.

VII. SYSTEMATIC UNCERTAINTIES

The following factors contribute to the systematic uncertainty on this measurement. We assess a 1% trigger efficiency uncertainty. Lepton identification uncertainties are calculated by studying $Z \rightarrow \ell\ell$ events; lepton identification uncertainties of 3.7% per CC and EC elec-

TABLE I: Contributions from non-negligible backgrounds in the eee subchannels, plus expected t -channel ZZ and Higgs boson signals and number of observed events. Uncertainties are statistical followed by systematic.

	2 CC 2 EC	3 CC 1 EC	4 CC	≥ 2 CC 1 ICR
Instrumental backg.	$0.15 \pm 0.01 \pm 0.03$	$0.12 \pm 0.01 \pm 0.02$	$0.05 \pm 0.01 \pm 0.01$	$0.29 \pm 0.04^{+0.03}_{-0.12}$
Migration	$0.014 \pm 0.001 \pm 0.002$	$0.023 \pm 0.001 \pm 0.004$	$0.025 \pm 0.001 \pm 0.004$	$0.024 \pm 0.001 \pm 0.003$
Total non- ZZ background	$0.17 \pm 0.01 \pm 0.03$	$0.14 \pm 0.01 \pm 0.02$	$0.08 \pm 0.01 \pm 0.01$	$0.32 \pm 0.04^{+0.03}_{-0.12}$
Expected t -channel $Z/\gamma^* Z/\gamma^*$	$0.48 \pm 0.01 \pm 0.07$	$1.14 \pm 0.01 \pm 0.17$	$1.03 \pm 0.01 \pm 0.15$	$1.47 \pm 0.01 \pm 0.19$
Expected $gg \rightarrow H$ $M_H = 125$ GeV	< 0.001	0.001	0.004	0.002
Expected ZH $M_H = 125$ GeV	0.003	0.006	0.010	0.008
Total Higgs boson $M_H = 125$ GeV	0.003	0.007	0.014	0.010
Observed Events	0	1	2	2

TABLE II: Contributions from non-negligible backgrounds in the $ee\mu\mu$ subchannels, plus expected signal and number of observed events. Uncertainties are statistical followed by systematic.

	0 CC	1 CC	2 CC
Instrumental backg.	$0.11 \pm 0.01 \pm 0.03$	$0.21 \pm 0.01 \pm 0.04$	$0.27 \pm 0.01 \pm 0.04$
$t\bar{t}$	$(0.2^{+0.3}_{-0.1} \pm 0.6) \times 10^{-2}$	$(1.0^{+0.5}_{-0.3} \pm 0.2) \times 10^{-2}$	$(0.3^{+0.2}_{-0.1} \pm 0.3) \times 10^{-2}$
Migration	$(2.1^{+0.9}_{-0.7} \pm 0.3) \times 10^{-3}$	$(5.0 \pm 0.8^{+0.6}_{-1.4}) \times 10^{-3}$	$(4.8^{+0.6}_{-0.5} \pm 1.0) \times 10^{-3}$
Cosmic rays	< 0.001	< 0.003	< 0.006
Total non- ZZ background	$0.12 \pm 0.01 \pm 0.03$	$0.23 \pm 0.01 \pm 0.04$	$0.27 \pm 0.01 \pm 0.04$
Expected t -channel $Z/\gamma^* Z/\gamma^*$	$0.43 \pm 0.01 \pm 0.06$	$2.37 \pm 0.02 \pm 0.28$	$4.13 \pm 0.03 \pm 0.49$
Expected $gg \rightarrow H$ $M_H = 125$ GeV	< 0.001	0.002	0.007
Expected ZH $M_H = 125$ GeV	0.001	0.015	0.036
Total Higgs boson $M_H = 125$ GeV	0.002	0.017	0.043
Observed Events	2	1	2

tron, 6% per ICR electron, and 3.2% per muon are used. There is a 10%–50% systematic uncertainty on the instrumental background expectation in the various final states that is due to observed variations in $P_{j\ell}$ when changing selection requirements for the di-jet sample as well as limited statistics in the data samples used. We assign 20% uncertainty to the $t\bar{t}$ background. This covers uncertainty on the theoretical production rate of 7% for $m_{\text{top}} = 172$ GeV [31], plus variation in the cross section due to uncertainty on the top quark mass, and also

that on the rate at which the b quark from top quark decays is misidentified as an isolated lepton. We estimate a PDF uncertainty of 2.5% on all MC samples. We assign a 7.1% uncertainty on the ZZ cross section used to estimate the migration background and the ZZ background to the Higgs boson search. A systematic uncertainty of 6.1% is assessed on the luminosity measurement [37]. We assess a systematic uncertainty on the ZZ p_T distribution by reweighting the PYTHIA ZZ p_T to match a distribution derived from SHERPA MC [24]. The ZZ

p_T systematic is between 1% and 7% for signal t -channel ZZ events, but has up to a 40% effect on the migration background. We also assess systematic uncertainties on the muon and electron energy resolution [38], which lead to an uncertainty on the cross section measurements and Higgs boson production limits of less than 2%. For the Higgs boson search, we assess a theoretical uncertainty on the expected gluon fusion and ZH associated cross sections of 10.9% and 6.2%, respectively [27, 28].

TABLE III: Contributions from non-negligible backgrounds in the $\mu\mu\mu\mu$ channel, plus expected t -channel ZZ and Higgs boson signal and number of observed events. Uncertainties are statistical followed by systematic.

	Number of Events
Instrumental backg.	$0.12 \pm 0.01^{+0.07}_{-0.05}$
Migration	$(0.34 \pm 0.02^{+0.07}_{-0.04}) \times 10^{-1}$
Cosmic rays	<0.01
Total non- ZZ background	$0.15 \pm 0.01^{+0.07}_{-0.05}$
Expected t -channel $Z/\gamma^* Z/\gamma^*$	$4.26 \pm 0.02 \pm 0.43$
Expected $gg \rightarrow H$ $M_H = 125$ GeV	0.007
Expected ZH $M_H = 125$ GeV	0.033
Total Higgs boson $M_H = 125$ GeV	0.040
Observed Events	3

VIII. CROSS SECTION MEASUREMENT

The data are used to measure the production cross section $p\bar{p} \rightarrow ZZ$ at $\sqrt{s} = 1.96$ TeV. The integrated luminosities analyzed for the three channels are 9.8, 9.6, and 9.6 fb^{-1} for the $eeee$, $ee\mu\mu$, and $\mu\mu\mu\mu$ channels, respectively. A summary of the signal and background event expectations are included in Tables I–III for the three channels.

We observe five $eeee$ candidate events, five $ee\mu\mu$ candidate events, and three $\mu\mu\mu\mu$ candidate events, for 13 data events total, with a total of 16.8 ± 1.9 (stat+syst+lumi) expected events.

A negative log-likelihood function is constructed by taking as input the expected signal acceptance, the number of expected background events, and the number of observed events in each of the subchannels. The signal acceptance times efficiency for each channel are shown in Tables IV–VI. The branching ratio for each channel is calculated using the relevant Z boson branching ratios from Ref. [39]. The cross section, σ , is varied to minimize the negative log-likelihood, which gives $\sigma(p\bar{p} \rightarrow Z/\gamma^* Z/\gamma^*) = 1.26^{+0.44}_{-0.36}$ (stat) $^{+0.17}_{-0.15}$ (syst) ± 0.08 (lumi) pb for $M(Z/\gamma^*) > 30$ GeV. We then calculate the ratio of $\sigma(p\bar{p} \rightarrow Z/\gamma^* Z/\gamma^*)$ to $\sigma(p\bar{p} \rightarrow ZZ)$ for this mass region using MCFM [25], and from this correction determine the $p\bar{p} \rightarrow ZZ$ cross section to be $1.05^{+0.37}_{-0.30}$ (stat) $^{+0.14}_{-0.12}$ (syst) ± 0.06 (lumi) pb. We combine this measurement with the $p\bar{p} \rightarrow ZZ$ cross section measured in the $\ell^+\ell^-\nu\bar{\nu}$ final state using data from the D0 detector [11], giving a total combined $p\bar{p} \rightarrow ZZ$ cross section of $1.32^{+0.29}_{-0.25}$ (stat) ± 0.12 (syst) ± 0.04 (lumi) pb. The measured cross section values are consistent with the SM expectation of 1.43 ± 0.10 pb [25].

IX. HIGGS BOSON PRODUCTION LIMITS

The main Higgs boson production mechanisms that can result in four final state charged leptons are gluon fusion and ZH associated production.

For Higgs boson events produced through gluon fusion, final states with four charged leptons arise from the decay $H \rightarrow ZZ$, where both Z bosons then decay leptonically. As all of the decay products of the Higgs boson in this decay are well measured, the best discriminating variable between the gluon fusion Higgs boson signal and the backgrounds is the four-lepton invariant mass.

In the case of associated ZH production, two of the leptons in each event can come from the decay of the associated Z boson, so Higgs decay modes with two or more final state leptons will contribute to our signal. The majority of the ZH signal arises from $H \rightarrow \tau^+\tau^-$, $H \rightarrow WW$, and $H \rightarrow ZZ$ decays. We expect large \cancel{E}_T in these events, due to the neutrinos from the τ and W boson decays, as well as in events where one Z boson from the $H \rightarrow ZZ$ decays to neutrinos.

We therefore set limits on SM Higgs boson production

TABLE IV: Acceptance \times efficiency for the $eeee$ subchannels, for $ZZ \rightarrow eeee$ and $ZZ \rightarrow ee\tau\tau$ decays. Uncertainties are statistical followed by systematic.

Channel	$eeee$	$ee\tau\tau$
2 CC, 2 EC	$0.025 \pm 0.001 \pm 0.004$	$0.0002 \pm 0.0001 \pm 0.0001$
3 CC, 1 EC	$0.059 \pm 0.001 \pm 0.011$	$0.0006 \pm 0.0001 \pm 0.0001$
4 CC	$0.053 \pm 0.001 \pm 0.009$	$0.0007 \pm 0.0001 \pm 0.0001$
≥ 2 CC, 1 ICR	$0.076 \pm 0.001 \pm 0.012$	$0.0007 \pm 0.0001 \pm 0.0001$

TABLE V: Acceptance \times efficiency for the $ee\mu\mu$ subchannels, for $ZZ \rightarrow ee\mu\mu$, $ZZ \rightarrow ee\tau\tau$, and $ZZ \rightarrow \mu\mu\tau\tau$ decays. Uncertainties are statistical followed by systematic.

Channel	$ee\mu\mu$	$ee\tau\tau$	$\mu\mu\tau\tau$
0 CC	$0.011 \pm 0.001 \pm 0.001$	$0.0001 \pm 0.0001 \pm 0.0001$	$0.0002 \pm 0.0001 \pm 0.0001$
1 CC	$0.063 \pm 0.001 \pm 0.007$	$0.0007 \pm 0.0001 \pm 0.0001$	$0.0007 \pm 0.0001 \pm 0.0001$
2 CC	$0.110 \pm 0.001 \pm 0.012$	$0.0014 \pm 0.0001 \pm 0.0002$	$0.0019 \pm 0.0001 \pm 0.0002$

TABLE VI: Acceptance \times efficiency for the $\mu\mu\mu\mu$ channel, for $ZZ \rightarrow \mu\mu\mu\mu$ and $ZZ \rightarrow \mu\mu\tau\tau$ decays. Uncertainties are statistical followed by systematic.

$\mu\mu\mu\mu$	$\mu\mu\tau\tau$
$0.224 \pm 0.002 \pm 0.022$	$0.0032 \pm 0.0002 \pm 0.0003$

using the four-lepton invariant mass and the \cancel{E}_T . The four-lepton mass and \cancel{E}_T are shown in Fig. 2, with the expected Higgs boson signal distributions for a Higgs boson mass, M_H , of 125 GeV. Additional differential distributions are provided in Appendix A. The expected yields for each production and decay mode for each Higgs boson mass considered are shown in Table VII. For events with $\cancel{E}_T < 30$ GeV, the four-lepton mass is used to discriminate the Higgs boson signal from all backgrounds; in events with $\cancel{E}_T \geq 30$ GeV, the \cancel{E}_T is used. For the Higgs boson search, the t -channel $Z/\gamma^* Z/\gamma^*$ background is fixed to the SM expectation.

We find no evidence of SM Higgs boson production and proceed to set limits. We consider potential M_H values between 115 and 200 GeV, in 5 GeV increments. We calculate limits on the SM Higgs boson production cross section using a modified frequentist approach [40–42]. A log-likelihood ratio (LLR) test statistic is formed using the Poisson probabilities for estimated background yields, the expected signal acceptance, and the number of observed events for each considered Higgs boson mass hypothesis. The confidence levels are derived by integrating the LLR distribution in pseudo-experiments using both the signal-plus-background hypothesis (CL_{s+b}) and the background-only hypothesis (CL_b). The excluded production cross section is taken to be the cross section for which the confidence level for signal, $CL_s = CL_{s+b}/CL_b$, is less than or equal to 0.05.

The calculated limits are listed in Table VIII. At $M_H = 125$ GeV, we expect to set a limit of 42.8 times the SM cross section at the 95% C.L., and observe a limit

of 42.3 times the SM cross section. The limits vs. M_H are shown in Fig. 3, along with the associated LLR distribution.

X. CONCLUSIONS

We have measured the production cross section for $p\bar{p} \rightarrow Z/\gamma^* Z/\gamma^*$ with $M(Z/\gamma^*) > 30$ GeV to be $1.26^{+0.44}_{-0.36}(\text{stat})^{+0.17}_{-0.15}(\text{syst}) \pm 0.08(\text{lumi})$ pb. We correct this measurement by the expected ratio of $\sigma(p\bar{p} \rightarrow Z/\gamma^* Z/\gamma^*)$ to $\sigma(p\bar{p} \rightarrow ZZ)$ for this mass region and obtain a $p\bar{p} \rightarrow ZZ$ cross section of $1.05^{+0.37}_{-0.30}(\text{stat})^{+0.14}_{-0.12}(\text{syst}) \pm 0.06(\text{lumi})$ pb. We also searched for the Higgs boson in the four lepton final state, assuming that the t -channel ZZ pair is produced with the cross section predicted by the SM. At $M_H = 125$ GeV, we expect a limit of 42.8 times the SM cross section, and set a limit of 42.3 times the SM cross section at the 95% C.L.

We thank the staffs at Fermilab and collaborating institutions, and acknowledge support from the DOE and NSF (USA); CEA and CNRS/IN2P3 (France); MON, NRC KI and RFBR (Russia); CNPq, FAPERJ, FAPESP and FUNDUNESP (Brazil); DAE and DST (India); Colciencias (Colombia); CONACyT (Mexico); NRF (Korea); FOM (The Netherlands); STFC and the Royal Society (United Kingdom); MSMT and GACR (Czech Republic); BMBF and DFG (Germany); SFI (Ireland); The Swedish Research Council (Sweden); and CAS and CNSF (China).

[1] G. Aad *et al.* (ATLAS Collaboration), Phys. Lett. B **716**, 1 (2012).

[2] S. Chatrchyan *et al.* (CMS Collaboration), Phys. Lett. B

TABLE VII: Expected numbers of Higgs boson events for each mass point for the given production and decay mode. The $H \rightarrow \gamma\gamma$, $H \rightarrow \mu\mu$, and $H \rightarrow Z\gamma$ contributions are summed together in the $H \rightarrow$ other decays column.

M_H (GeV)	$gg \rightarrow H$	$q\bar{q} \rightarrow ZH$				Total
	$H \rightarrow ZZ$	$H \rightarrow WW$	$H \rightarrow ZZ$	$H \rightarrow \tau\tau$	$H \rightarrow$ other	
115	0.009	0.016	0.013	0.060	0.008	0.106
120	0.013	0.026	0.017	0.052	0.006	0.113
125	0.024	0.040	0.024	0.043	0.005	0.137
130	0.049	0.058	0.039	0.035	0.004	0.184
135	0.090	0.066	0.047	0.025	0.003	0.232
140	0.138	0.077	0.055	0.018	0.003	0.291
145	0.185	0.088	0.061	0.013	0.002	0.348
150	0.210	0.092	0.059	0.008	0.001	0.371
155	0.196	0.099	0.049	0.004	0.001	0.348
160	0.112	0.100	0.026	0.002	0.000	0.240
165	0.059	0.097	0.012	0.001	0.000	0.169
170	0.062	0.088	0.012	0.000	0.000	0.162
175	0.082	0.086	0.015	0.000	0.000	0.183
180	0.148	0.078	0.027	0.000	0.000	0.254
185	0.348	0.068	0.063	0.000	0.000	0.478
190	0.440	0.058	0.077	0.000	0.000	0.575
195	0.467	0.051	0.082	0.000	0.000	0.600
200	0.468	0.046	0.083	0.000	0.000	0.597

716, 30 (2012).

- [3] R. Barate *et al.* (ALEPH Collaboration), Phys. Lett. B **469**, 287 (1999).
 [4] J. Abdallah *et al.* (DELPHI Collaboration), Eur. Phys. J. C **30**, 447 (2003).
 [5] M. Acciarri *et al.* (L3 Collaboration), Phys. Lett. B **465**, 363 (1999).
 [6] G. Abbiendi *et al.* (OPAL Collaboration), Eur. Phys. J. C **32**, 303 (2003).
 [7] J. Alcaraz *et al.* (ALEPH and DELPHI and L3 and OPAL and LEP Electroweak Working Group Collaborations), hep-ex/0612034 (2006).

TABLE VIII: Expected and observed 95% C.L. upper limits on the SM Higgs boson production cross section relative to the value expected in the SM.

M_H (GeV)	Expected	Observed
115	57.3	78.9
120	54.9	60.6
125	42.8	42.3
130	30.6	33.5
135	21.5	21.0
140	16.2	18.2
145	13.4	13.9
150	12.4	12.1
155	13.4	14.2
160	20.8	20.6
165	29.6	28.3
170	32.3	39.0
175	30.4	28.4
180	22.9	19.6
185	13.3	9.7
190	11.8	8.6
195	11.8	9.5
200	12.4	9.9

- [8] V. M. Abazov *et al.* (D0 Collaboration), Phys. Rev. Lett. **100**, 131801 (2008).
 [9] V. M. Abazov *et al.* (D0 Collaboration), Phys. Rev. Lett. **100**, 171803, (2008).
 [10] V. M. Abazov *et al.* (D0 Collaboration), Phys. Rev. D **78**, 072002 (2008).
 [11] V. M. Abazov *et al.* (D0 Collaboration), Phys. Rev. D **85**, 112005 (2012).
 [12] T. Aaltonen *et al.* (CDF Collaboration), Phys. Rev. Lett. **100**, 201801 (2008).
 [13] G. Aad *et al.* (ATLAS Collaboration), Phys. Rev. Lett. **108**, 041804 (2012).
 [14] S. Chatrchyan *et al.* (CMS Collaboration), J. High Energy Phys. **01**, 063 (2013).
 [15] S. Chatrchyan *et al.* (CMS Collaboration), J. High Energy Phys. **12**, 034 (2012).
 [16] V. M. Abazov *et al.* (D0 Collaboration), Phys. Rev. D, **84**, 011103 (2011).
 [17] V. M. Abazov *et al.* (D0 Collaboration), Nucl. Instrum. Methods Phys. Res. A **565**, 463 (2006).
 [18] R. Angstadt *et al.*, Nucl. Instrum. Methods Phys. Res. A **622**, 298 (2010).
 [19] S. N. Ahmed *et al.*, Nucl. Instrum. Methods Phys. Res. A **643**, 8 (2011).
 [20] M. Abolins *et al.*, Nucl. Instrum. Methods Phys. Res. A **584**, 75 (2008).
 [21] The pseudorapidity is given by $\eta = -\ln[\tan(\theta/2)]$, where θ is the polar angle with respect to the proton beam direction. We define η with respect to the $p\bar{p}$ interaction vertex and η_d with respect to the nominal center of the detector.
 [22] V. M. Abazov *et al.*, Nucl. Instrum. Methods Phys. Res. A **552**, 372 (2005).
 [23] T. Sjöstrand, S. Mrenna, and P. Skands, J. High Energy Phys. **05**, 026 (2006); we use version 6.323.
 [24] T. Gleisberg *et al.*, J. High Energy Phys. **0402**, 56 (2004); T. Gleisberg *et al.*, J. High Energy Phys. **0902**, 7 (2009); we use version 1.0.11.

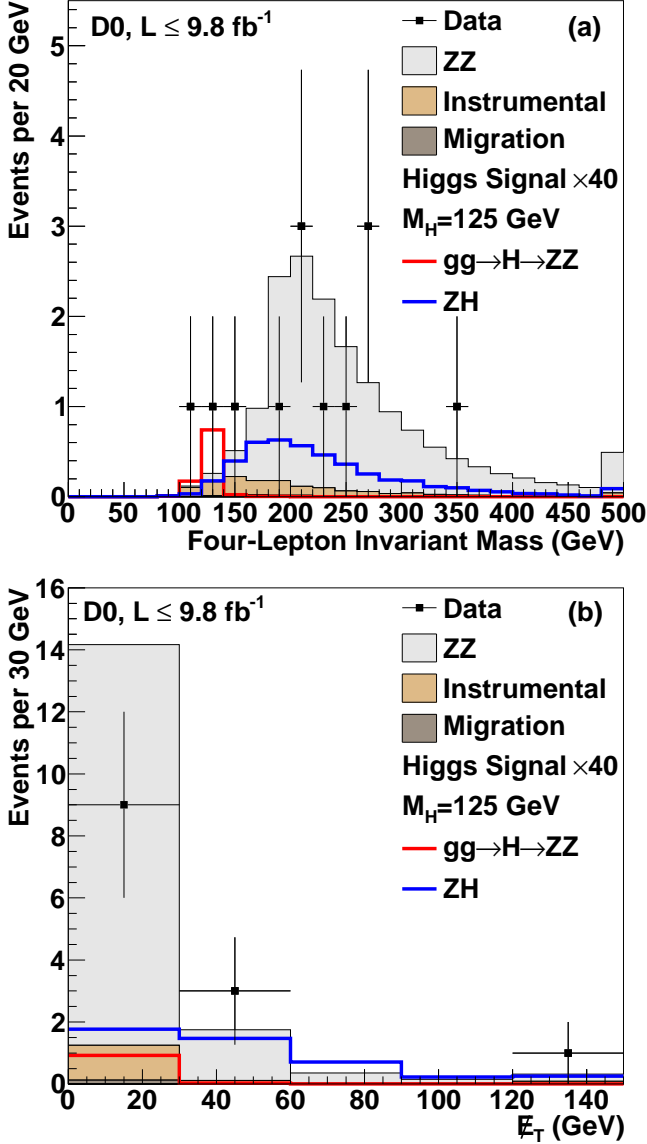


FIG. 2: Distributions of (a) the four lepton invariant mass and (b) the E_T in data, and of expected signal and background. The Higgs boson signal for M_H of 125 GeV is shown scaled by a factor of 40.

- [25] J. M. Campbell and R. K. Ellis, Phys. Rev. D **60**, 113006 (1999); we use version 6.2.
 [26] J. Pumplin *et al.*, J. High Energy Phys. **0207**, 012 (2002).
 [27] D. de Florian and M. Grazzini, Phys. Lett. B **674**, 291 (2009).
 [28] J. Baglio and A. Djouadi, J. High Energy Phys. **10**, 064 (2010); we use version 3.53.
 [29] A. Djouadi, J. Kalinowski, and M. Spira, Comput. Phys. Commun. **108**, 56 (1998).
 [30] M. L. Mangano *et al.*, J. High Energy Phys. **07**, 1 (2003); we use version 2.11.
 [31] S. Moch and P. Uwer, Phys. Rev. D **78**, 034003 (2008).
 [32] R. Brun and F. Carminati, CERN Program Library Long W5013 (1993).

- [33] The variable ΔR between two objects i and j is defined as $\Delta R = \sqrt{(\eta_i - \eta_j)^2 + (\phi_i - \phi_j)^2}$, where ϕ is the azimuthal angle.
 [34] G. Blazey *et al.*, in *Proceedings of Physics at Run II: QCD and Weak Boson Physics Workshop: Final General Meeting*, eds. U. Bauer, R. Ellis, D. Zeppenfeld (Fermilab, Batavia, USA, 2000), p. 47, arXiv: hep-ex/0005012.
 [35] V. M. Abazov *et al.* (D0 Collaboration), Phys. Rev. D **85**, 052006 (2012).
 [36] The acoplanarity is given by $\phi_1 - \phi_2 - \pi$, where ϕ is the azimuthal angle.
 [37] T. Andeen *et al.*, FERMILAB-TM-2365 (2007).
 [38] O. Brandt *et al.*, FERMILAB-TM-2540-PPD (2012).
 [39] J. Beringer *et al.* (Particle Data Group), Phys. Rev. D **86**, 010001 (2012).
 [40] T. Junk, Nucl. Instrum. Methods Phys. Res. A **434**, 435 (1999).
 [41] A. Read, J. Phys. G **28**, 2693 (2002).
 [42] W. Fisher, FERMILAB-TM-2386-E (2006).
 [43] Q. Cao *et al.*, Phys. Rev. D **81**, 015010 (2010).

Appendix A: Differential Distributions

Figs. 4–9 show differential distributions of the events used in the t -channel ZZ cross section measurement and Higgs boson search. Some of these distributions are kine-

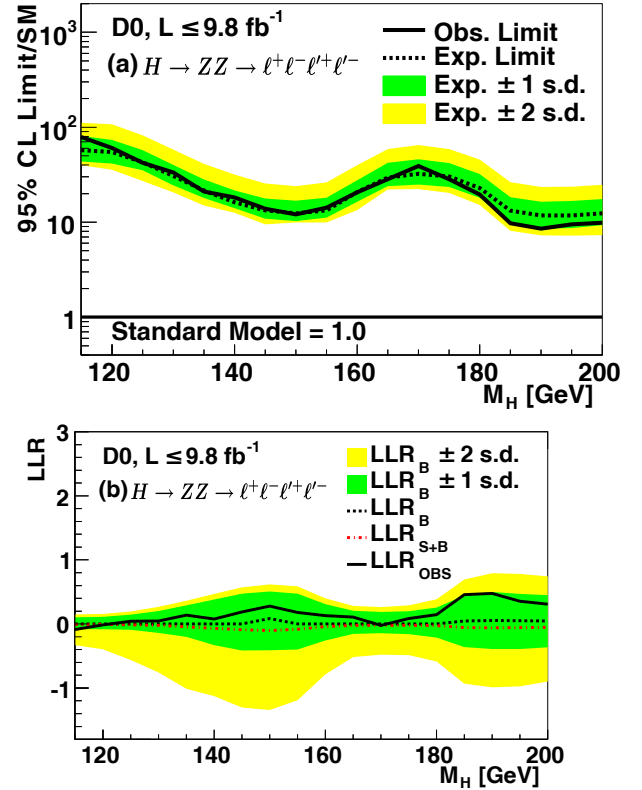


FIG. 3: The (a) expected and observed 95% C.L. upper limits on the SM Higgs boson production cross section relative to the value expected in the SM, and the (b) log-likelihood ratio for all four lepton channels combined.

matic properties of dilepton systems; in the $ee\mu\mu$ final state, the pairings of ee and $\mu\mu$ are always used. In the $eeee$ and $\mu\mu\mu\mu$ final states, there may be multiple combinations passing our selection requirements. If there are multiple passing combinations, we use the combination that yields a dilepton pair with an invariant mass closest to the nominal Z boson mass of 91.2 GeV [39]. Fig. 4 shows the dilepton invariant mass and the p_T of the four-lepton system. The p_T and η_d distributions for each lepton in our events are shown in Fig. 5 and 6, re-

spectively. The Z/γ^* p_T distributions for the highest- p_T (leading) and second lepton pair are in Fig. 7. Fig. 8 shows the distributions of the opening angles between the best matched lepton pairs in each event in the azimuthal angle, $\Delta\phi$, and ΔR . Fig. 9 shows the angle ϕ_{decay} , which is the angle through which the lepton side of one of the Z/γ^* boson decay planes is rotated into the lepton side of the other Z/γ^* boson decay plane, and measured in the center-of-mass frame of the $Z/\gamma^* Z/\gamma^*$ system [43].

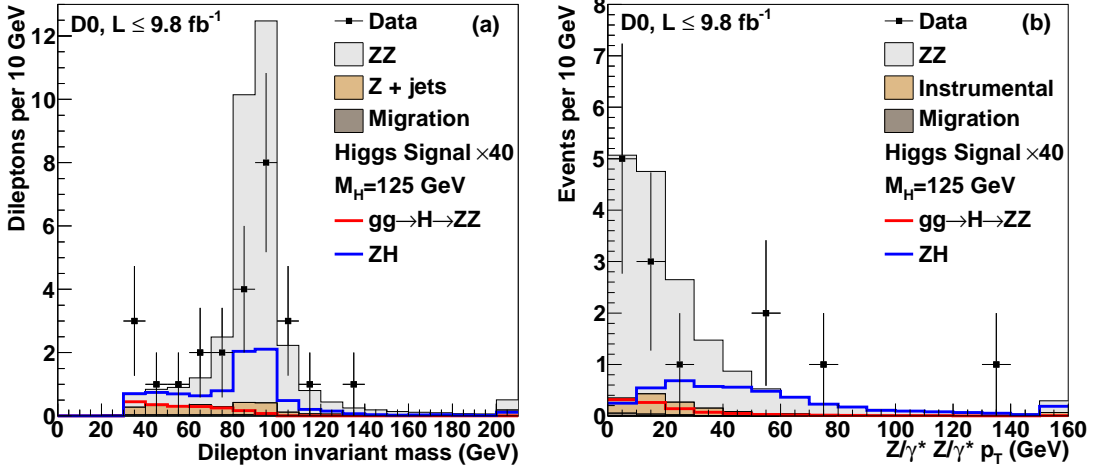


FIG. 4: Distributions of (a) the dilepton invariant mass and (b) the transverse momentum of the four-lepton system in data, expected signal and background. There are two entries per event in the dilepton invariant mass distribution. The Higgs boson signal for M_H of 125 GeV is shown scaled by a factor of 40.

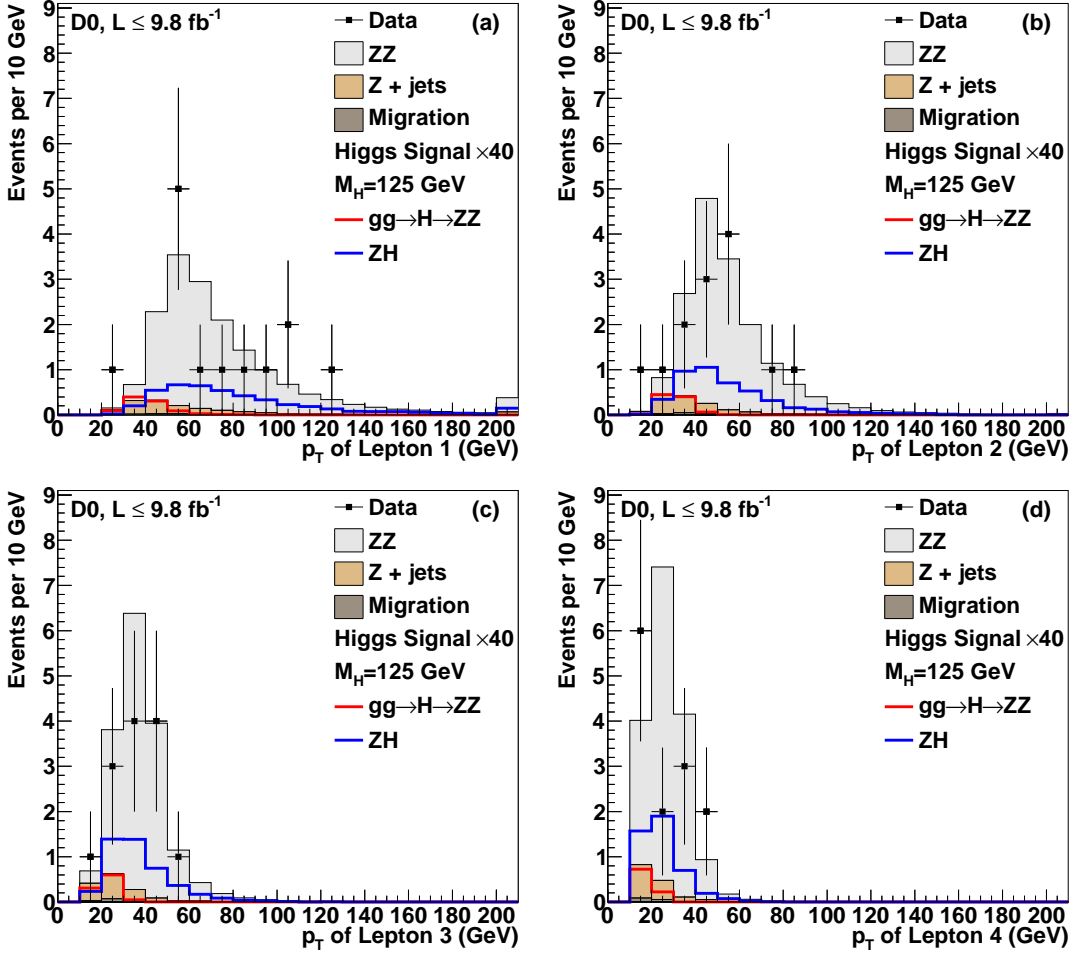


FIG. 5: Distributions of the transverse momentum in data, expected signal, and backgrounds for the (a) highest- p_T , (b) second-highest- p_T , (c) third-highest- p_T , and (d) lowest- p_T leptons in each event. The Higgs boson signal for M_H of 125 GeV is shown scaled by a factor of 40.

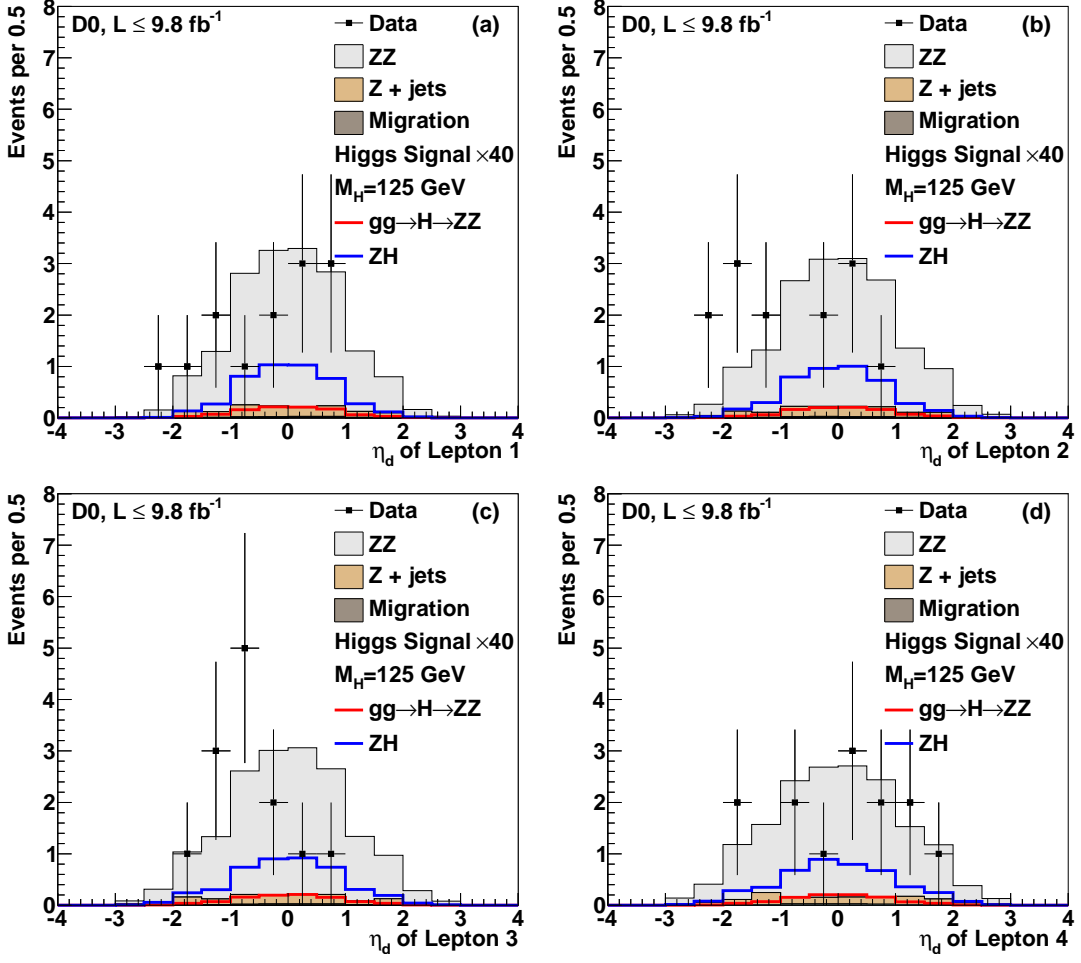


FIG. 6: Distributions of η_d in data, expected signal, and backgrounds for the (a) highest- p_T , (b) second-highest- p_T , (c) third-highest- p_T , and (d) lowest- p_T leptons in each event. The Higgs boson signal for M_H of 125 GeV is shown scaled by a factor of 40.

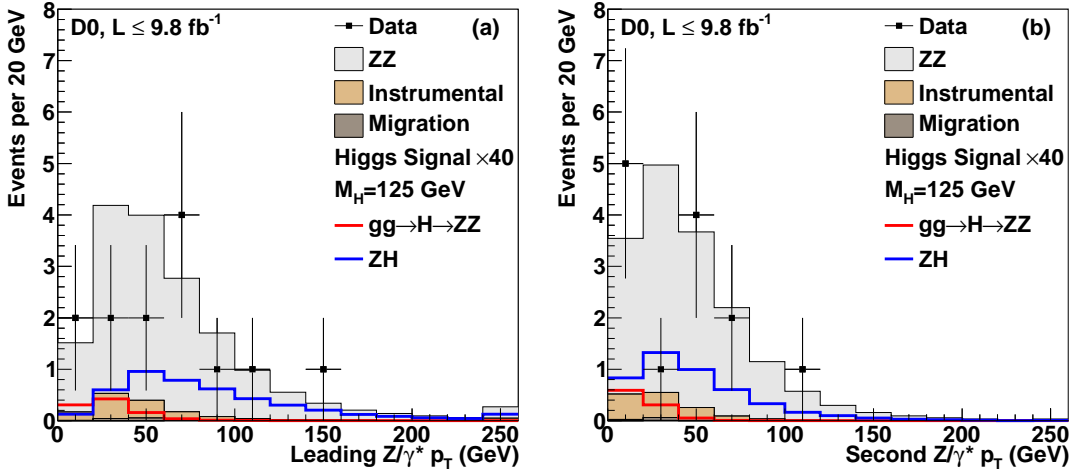


FIG. 7: Distributions of the Z/γ^* p_T for the (a) leading and (b) second highest- p_T lepton pairings in each event. In the $eeee$ and $\mu\mu\mu\mu$ channels, the combination shown is that with one dilepton mass most consistent with a Z mass of 91.2 GeV. The Higgs boson signal for M_H of 125 GeV is shown scaled by a factor of 40.

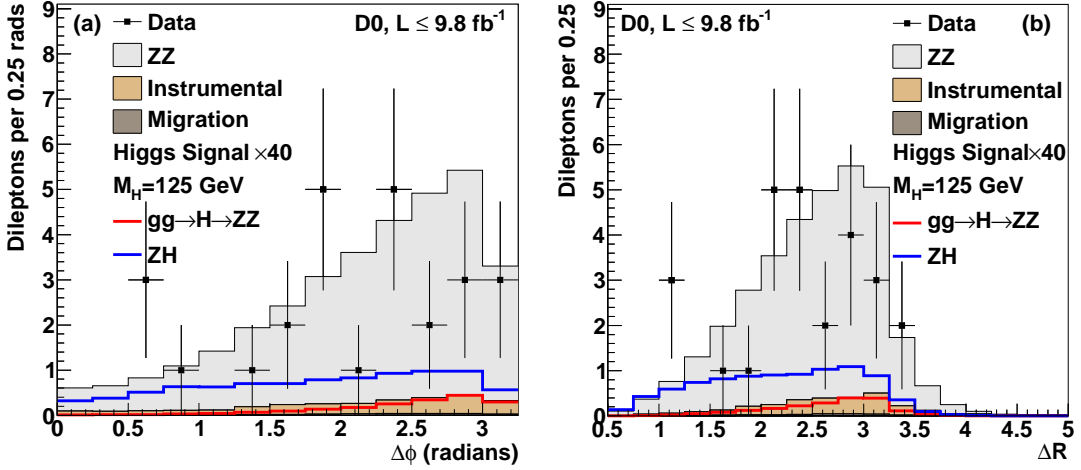


FIG. 8: Distributions of (a) the opening azimuthal angle, $\Delta\phi$, and (b) the ΔR , between the two leptons of a Z/γ^* . In the $eeee$ and $\mu\mu\mu\mu$ channels, the combination shown is that with one dilepton mass most consistent with a Z mass of 91.2 GeV. There are two entries per event in both distributions. The Higgs boson signal for M_H of 125 GeV is shown scaled by a factor of 40.

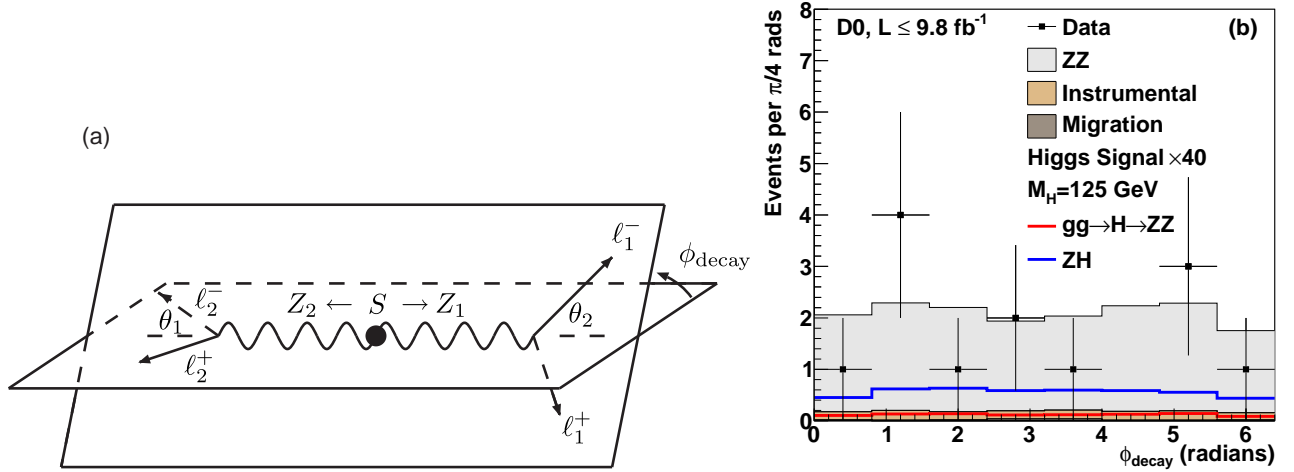


FIG. 9: Shown in (a) is definition of ϕ_{decay} , adapted from Ref. [43] with permission. Shown in (b) is the distribution of the azimuthal ϕ_{decay} angle. In the $eeee$ and $\mu\mu\mu\mu$ channels, ϕ_{decay} is calculated between the combination is most consistent with a Z mass of 91.2 GeV for one of the two dileptons. The Higgs boson signal for M_H of 125 GeV is shown scaled by a factor of 40.