

# Interaction effect in two-dimensional Dirac equations

Yongfei Jia, Huaiming Guo\*, Ziyu Chen

*Department of Physics, Key Laboratory of Micro-nano Measurement-Manipulation and Physics, Beihang University, Beijing, 100191, China*

Shun-Qing Shen

*Department of Physics, The University of Hong Kong, Pokfulam Road, Hong Kong*

Shiping Feng

*Department of Physics, Beijing Normal University, Beijing, 100875, China*

Based on the Dirac equations in the two-dimensional  $\pi$ -flux model, we study the interaction effects both in nontrivial gapped and gapless Dirac equations with numerical exact diagonalization method. In the presence of the nearest and next nearest neighbor interactions: for nontrivial gapped Dirac equation, the topological phase is robust and persists in a finite region of the phase diagram; while for gapless Dirac equation, charge-density-wave and stripe phases are identified and the phase diagram in  $(V_1, V_2)$  plane is obtained. When the next-next-nearest neighbor interaction is further included to gapless Dirac equation, the topological phase expected in the mean-field theory is absent. Our results are related to the possibility of dynamically generating topological phase from the electronic correlations.

## I. INTRODUCTION

Topological insulator (TI) is a new class of time-reversal invariant quantum phase, which is topologically distinct from the trivial band insulator. The experimental discovery of such phase has simulated the study of topological properties. It has been shown that TI has many exotic physical properties, which make it have potential applications in the fields of spintronics, quantum computing, etc<sup>2-5</sup>.

Recently due to the rich physics and fundamental interest, the correlation effect in the context of TI has been explored<sup>6</sup>. One aspect of such study is to consider the interplay between the interaction and the intrinsic spin-orbit coupling. Based on the Kane-Mele-Hubbard model<sup>7,8</sup>, many numerical and analytical works are carried out<sup>9-21</sup>. In these studies consistent results are obtained, such as: the stability of TI to small interaction; the magnetic phase at strong correlation; the existence of quantum spin liquid phase; et al. Another aspect of studying the correlation effect is to dynamically generate spin-orbit coupling from the electronic correlations, resulting topological Mott insulator (TMI)<sup>22</sup>. At the mean-field level, TMI has been found in systems with different geometries<sup>23-28</sup>. Since the present studies on TMI are limited to mean-field approximation, it is necessary to provide direct evidences from exact numerical methods.

In this paper, based on the Dirac equations in the two-dimensional  $\pi$ -flux model, we study the interaction effects both in nontrivial gapped and gapless Dirac equations. With numerical exact diagonalization (ED) method, we calculate the Chern number, the fidelity metric, the energy spectrum and the electrons' distribution to characterize different phases. For nontrivial gapped Dirac equation, the topological phase persists in a finite region of the  $(V_1, V_2)$  phase diagram. For gapless Dirac

equation and in the presence of nearest neighbor (NN) and next-nearest neighbor (NNN) interactions, charge-density-wave (CDW) and stripe phases are identified and the phase diagram in  $(V_1, V_2)$  plane is obtained. However when the next-next-nearest neighbor (NNNN) interaction is further included, the topological phase expected in the mean-field theory isn't identified. Our results are related to the possibility of dynamically generating topological phase from the electronic correlations.

## II. THE MODEL AND METHOD

We consider a  $\pi$ -flux model on square lattice with a tight-binding Hamiltonian<sup>29,30</sup>,

$$H_0 = \sum_{ij} t_{ij} e^{i\chi_{ij}} c_j^\dagger c_i, \quad (1)$$

where  $c_i^\dagger$  and  $c_i$  are the annihilation and creation operators at site  $\mathbf{r}_i$ . When the sites  $i$  and  $j$  are NN neighbors,  $t_{ij} = t_1$  and  $\chi_{i,i+\hat{x}} = 0, \chi_{i,i+\hat{y}} = \pi i_x$ . While for the NNN case,  $t_{ij} = t_2$  and  $\chi_{i,i+\hat{x}+\hat{y}} = \chi_{i+\hat{x},i+\hat{y}} = \pi i_x$ . The phase factors are shown in Fig.1(a), in which a two-site unit cell  $(A, C)$  can be chosen. In the reciprocal space, the Hamiltonian is written as  $H_0 = \sum_{\mathbf{k}} \psi_{\mathbf{k}}^\dagger H_0(\mathbf{k}) \psi_{\mathbf{k}}$  with  $\psi_{\mathbf{k}} = (c_A, c_C)^T$  and

$$H_0(\mathbf{k}) = 2t_1 \cos k_x \sigma_x - 2t_1 \cos k_y \sigma_y - 4t_2 \sin k_x \sin k_y \sigma_y,$$

with  $\sigma_{x,y,z}$  the Pauli matrices. The energy spectrum is given by

$$E_{\mathbf{k}} = \pm \sqrt{4t_1^2 (\cos^2 k_x + \cos^2 k_y) + 16t_2^2 \sin^2 k_x \sin^2 k_y},$$

which is symmetric around zero and has a gap  $4|t_2|$  at the two inequivalent Dirac points  $\mathbf{K} = (\pi/2, \pm\pi/2)$ . In the

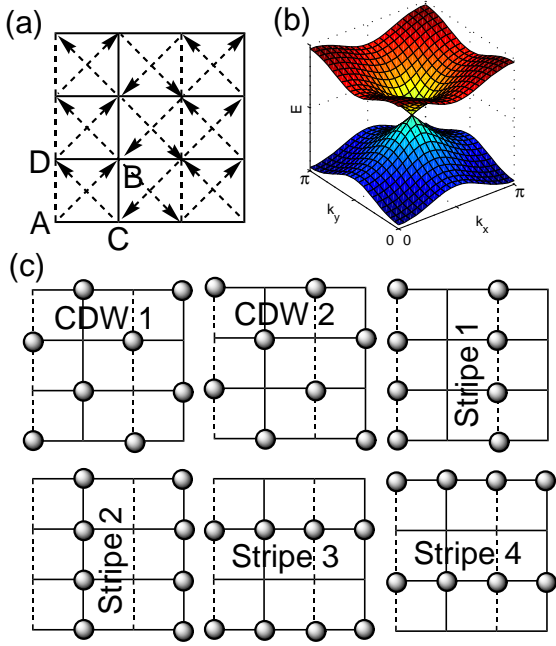


FIG. 1: (Color online)(a) The hopping amplitudes of Hamiltonian Eq.(1): nearest neighbor solid links  $t_1$ , vertical dashed links  $-t_1$ , diagonal links  $it_2$  in the direction of the arrow. (b) The Dirac point in the spectrum when  $t_2 = 0$ . (c) the two degenerate configurations with CDW order and the four configurations with the stripe order.

vicinity of the two Dirac points, the low-energy Hamiltonian is described by the Dirac equations:

$$h_{0\alpha} = -2t_1 k_x \sigma_x + \alpha 2t_1 k_y \sigma_z - \alpha 4t_2 \sigma_y, \quad (2)$$

with the valley index  $\alpha = \pm 1$ . In order to include the staggered CDW and stripe orders, a four-site unit cell (A, B, C, D) can be chosen. Then in the reciprocal space, with the reduced Brillouin zone  $\{\mathbf{k} : |k_x|, |k_y| \leq \pi/2\}$ , the Hamiltonian writes as  $H'_0 = \sum_{\mathbf{k}} \psi_{\mathbf{k}}^{\dagger} H'_0(\mathbf{k}) \psi'_{\mathbf{k}}$  with  $\psi'_{\mathbf{k}} = (c_A, c_B, c_C, c_D)^T$  and

$$H'_0(\mathbf{k}) = 2t_1 \cos k_x \sigma_x \otimes I + 2t_1 \cos k_y \sigma_y \otimes \sigma_y - 4t_2 \sin k_x \sin k_y \sigma_z \otimes \sigma_y.$$

For  $t_2 \neq 0$  the system is topological with gapless states associated with the edges traversing the gap. The topological phase can be characterized by the Chern number, which is defined as<sup>13</sup>,

$$C = \frac{1}{2\pi i} \int_{BZ} d^2 k F_{12}(\mathbf{k}). \quad (3)$$

Here the field strength  $F_{12}(\mathbf{k}) = \partial_{k_1} A_2(\mathbf{k}) - \partial_{k_2} A_1(\mathbf{k})$  with the Berry connection  $A_{1(2)}(\mathbf{k}) = \langle n(\mathbf{k}) | \partial_{k_{1(2)}} | n(\mathbf{k}) \rangle$  and  $|n(\mathbf{k})\rangle$  the normalized wave function. An analytical calculation from Eq.(2) yields  $\frac{1}{2} \text{sgn}(t_2/t_1)$  for each Dirac point, thus the Chern number equals  $\text{sgn}(t_2/t_1)$ <sup>31</sup>. Using an numerical approach suggested in Ref.(32), the

Chern number of the system is calculated and equals  $1(-1)$  for  $t_2 > 0(< 0)$ , which is consistent with the analytical result. Alternatively since the system possesses inversion symmetry, the topological property can be determined by the product of the parities of the wave functions at the four time-reversal invariant momenta  $\Gamma_i = (n_i\pi/2)\hat{x} + (m_i\pi/2)\hat{y}$  with  $n_i, m_i = 0, 1$ <sup>33-35</sup>. If we select site A of the unit cell as the center of inversion, the parity operator writes as  $\mathcal{P}[\psi_A(\mathbf{r}), \psi_B(\mathbf{r}), \psi_C(\mathbf{r}), \psi_D(\mathbf{r})] = [\psi_A(-\mathbf{r}), \psi_B(-\mathbf{r} - 2\hat{x} - 2\hat{y}), \psi_C(-\mathbf{r} - 2\hat{x}), \psi_D(-\mathbf{r} - 2\hat{y})]$ . In the momentum space it becomes  $\mathcal{P}_{\mathbf{k}} = \text{diag}(1, e^{-2i(k_1+k_2)}, e^{-2ik_1}, e^{-2ik_2})$ . We calculate the product of the parities of the occupied states and it is  $-1$  for the topological phase<sup>36</sup>.

In the following of the paper, we use ED to study the effect of interactions in Eq.(1). In this method, the wave functions and eigenvalues of several lowest states can be directly obtained. To characterize the topological property of the system, we calculate the Chern number and fidelity metric of the ground state. In an interacting system, the Chern number can be defined using the twisted boundary phase  $\theta_1, \theta_2$ , i.e., replacing  $k_1, k_2$  with  $\theta_1, \theta_2$  in Eq.(3). The fidelity metric  $g$  is defined as  $g(V, \delta V) = \frac{2}{N} \frac{1-F(V, \delta V)}{(\delta V)^2}$  with the fidelity  $F(V, \delta V) = |\langle \Psi_0(V) | \Psi_0(V + \delta V) \rangle|$  the overlap of the ground-state wave functions at  $V$  and  $V + \delta V$ <sup>12</sup>. In the following we set  $t_1 = 1$  as the energy scale and all ED calculations are performed on  $4 \times 4$  system.

### III. EFFECT OF INTERACTION TO NONTRIVIAL GAPPED DIRAC EQUATION

We study the effect of interaction in Hamiltonian Eq.(1) and add NN and NNN interactions,

$$H_{int} = \sum_{\langle ij \rangle} V_1 n_i n_j + \sum_{\langle\langle ij \rangle\rangle} V_2 n_i n_j$$

By calculating the Chern number of the ground state of the total Hamiltonian  $H_0 + H_{int}$ , the phase diagram is obtained. As shown in Fig.2, there are three different regions: *I*: the trivial insulator with CDW order; *II*: the topological phase with Chern number 1; *III*: the phase with four-fold degenerate ground state.

At  $V_1 = V_2 = 0$ , the system is in a topological phase with quantized Hall conductance  $\sigma_{xy} = C e^2 / h$  with the Chern number  $|C| = 1$ . As  $V_1$  is increased, the system is driven to a trivial insulator with CDW order. The Chern number change from 1 to 0 at the critical value  $V_1^c = 0.84$ . In the energy spectrum as shown in Fig.3(a), for  $V_1 < V_1^c$  the energy of the ground state is gapped from other states. For  $V_1 > V_1^c$  the gap reopens, but the ground state becomes nearly two-fold degenerate. Further calculations of the distribution of the particles show that they correspond to the two different configurations of staggered CDW order. In Fig.3(b), the three lowest eigenenergies of the system is plotted near the transitional point. The states denoted by the red dashed lines

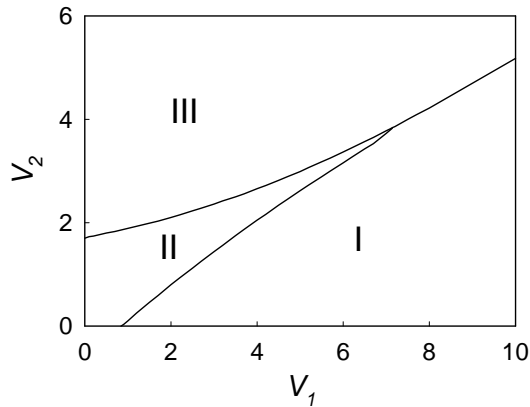


FIG. 2: (Color online) The phase diagram in  $(V_1, V_2)$  plane. Here  $t_2 = 0.1$  at which the non-interacting system is topological. Region I: trivial insulator with CDW order. Region II: topological phase with Chern number 1. Region III: phase with four-fold degenerate ground state. The size of Region II shrinks as  $t_2$  decreases.

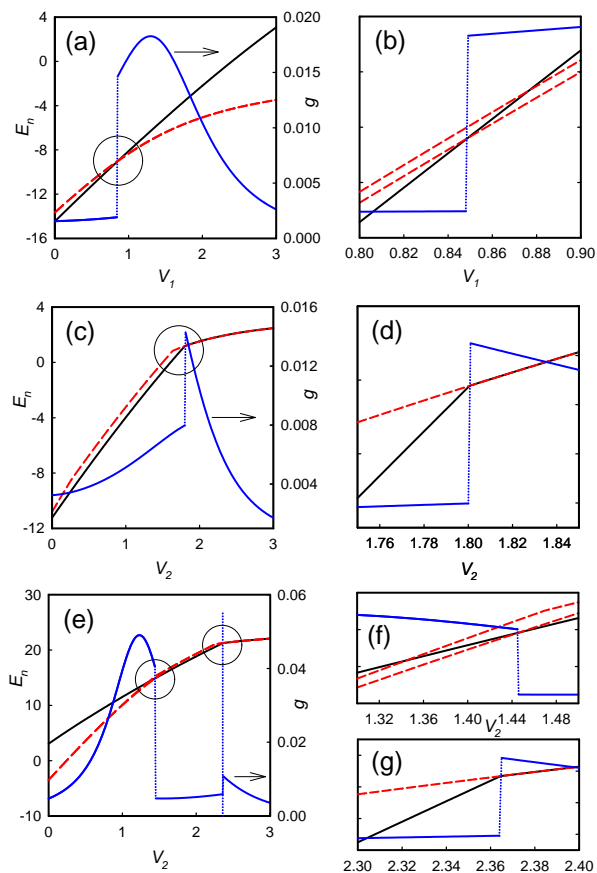


FIG. 3: (Color online) The eigenenergies of several lowest states and the fidelity metric. (a), (b):  $V_2 = 0$ ; (c), (d):  $V_1 = 0.5$ ; (e), (f), (g):  $V_1 = 3$ . (b), (d), (f) and (g) are the zooming views near the transition points of the corresponding left figures, which are marked by the circles in (a), (c) and (e). Here  $t_2 = 0.1$ . In (c), (d), (e), (f) and (g), at small  $V_2$  the red dashed lines correspond to the two states with CDW order (if not split it is two-fold degenerate).

are with CDW order and they are split due to the presence of the hopping terms. The figure clearly show the crossing between the states, which means the disappearance of the topological phase. The obtained critical value is consistent with that from the Chern number. To characterize the topological phase transition, we also calculate the fidelity metric  $g$  and the curve shows a jump at the critical interaction.

In Fig.3, we also show the energy spectrum and the fidelity metric  $g$  at  $V_1 = 0.5, 3$ , which are representative cuts in the phase diagram Fig.2. In all cuts the results are consistent with those from calculating the Chern number. At  $V_1 = 0.5$ , the system at  $V_2 = 0$  is topological. The NNN interaction drives the topological system to a phase with four-fold degeneracy. At  $V_1 = 3$  the system at  $V_2 = 0$  is a trivial insulator with CDW order. Surprisingly the inclusion of NNN interaction can recover the topological property in a finite region.

To understand the above results, we present a qualitative explanation from a mean-field viewpoint. The interaction can be decoupled in the direct and exchange channel,

$$n_i n_j \approx n_i \langle n_j \rangle + \langle n_i \rangle n_j - \langle n_i \rangle \langle n_j \rangle - c_i^\dagger c_j \langle c_j^\dagger c_i \rangle c_i^\dagger c_j - \langle c_i^\dagger c_j \rangle c_j^\dagger c_i + \langle c_j^\dagger c_i \rangle \langle c_i^\dagger c_j \rangle.$$

If the CDW and stripe orders are considered, we have the ansatz  $\langle n_i \rangle = 1/2 + \rho(-1)^{i_x+i_y} + \nu(-1)^{i_x}$ . Let the value of  $\langle c_i^\dagger c_j \rangle$  is  $\delta t$  for NN and  $\lambda$  for NNN, then this procedure yields a mean-field Hamiltonian which writes,

$$H'_0(\mathbf{k}) = 2(t_1 - \delta t V_1) \cos k_x \sigma_x \otimes I + 2(t_1 - \delta t V_1) \cos k_y \sigma_y \otimes \sigma_y - 4(t_2 - \lambda V_2) \sin k_x \sin k_y \sigma_z \otimes \sigma_y - 4\rho(V_1 - V_2) \sigma_z \otimes I + 4\nu V_2 \sigma_z \otimes \sigma_z + C_0$$

with the constant  $C_0 = \frac{N(V_1+V_2)}{2} + 2N[(V_1 - V_2)\rho^2 + V_2\nu^2] + 2NV_1\delta t^2 + 2NV_2\lambda^2$ . Compared to  $H_0(\mathbf{k})$ , the hopping amplitudes  $t_1$  and  $t_2$  are modified and two additional terms related to the CDW and stripe orders appear. Then the phase diagram can be qualitatively explained by including the two additional terms to  $H_0(\mathbf{k})$ . When only the term  $\rho'\sigma_z \otimes I$  is included, a topological phase transition is driven by this term, as shown in Fig.4 (a). However when the term  $\nu'\sigma_z \otimes \sigma_z$  is also included, the topological phase can be recovered and further be broken by larger  $\nu'$ . Since generally the value of  $\rho'(\nu')$  increases with  $V_1(V_2)$ , the phase diagram is qualitatively explained. Although in a more rigorous way the mean-field parameters should be determined self-consistently, the underlying physics is the same.

#### IV. EFFECT OF INTERACTION TO GAPLESS DIRAC EQUATION

Due to the exchange decoupling channel of NNN interaction in the mean-field approximation, it is suggested

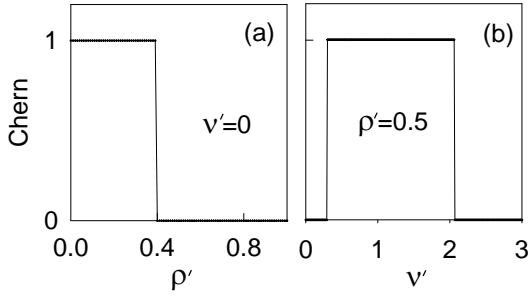


FIG. 4: (Color online) (a) The Chern number vs  $\rho'$  at  $\nu' = 0$ . (b) The Chern number vs  $\nu'$  at  $\rho' = 0.5$ .

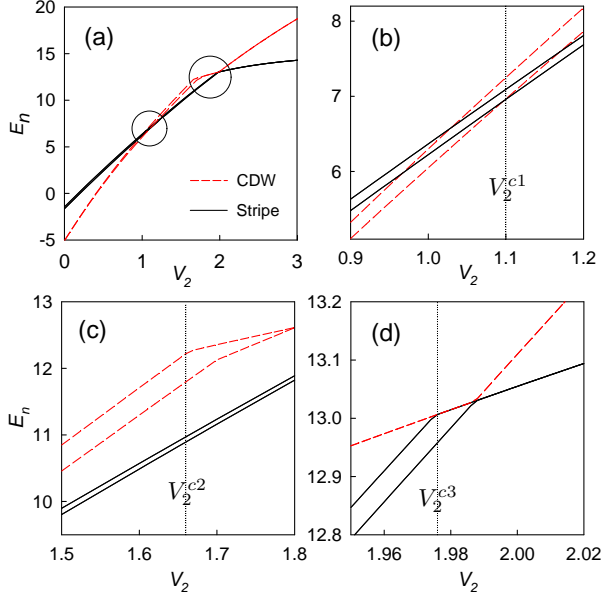


FIG. 5: (Color online) (a) The eigenenergies of the six lowest states of Eq.(4) at  $V_1 = 2$ . (b), (c) and (d): the zooming views near the transition points, which are marked by the circles in (a). The red dashed lines are for the two CDW states and the black solid lines are for the four stripe states (if splitted each is two-fold degenerate).

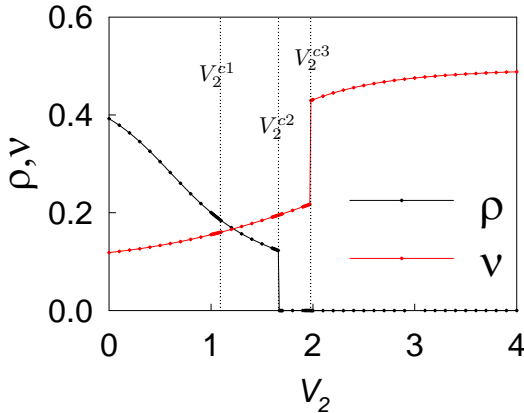


FIG. 6: (Color online) The order parameters  $\rho, \nu$  vs  $V_2$  at  $V_1 = 2$ . The critical points precisely match those in Fig.5.

that a Dirac semi-metal (SM) can be driven into the quantum anomalous Hall (QAH) phase in the presence of longer-ranged interaction, realizing TMI. Previous results are obtained using mean-field theory, so it is necessary to study this problem using exact numerical methods to give further confirmation. In the following using ED method, we study whether the topological phase can be generated by interactions in a system with gapless Dirac point.

We drop the  $t_2$  term and firstly consider the effect of NN and NNN interactions. The total Hamiltonian under study is,

$$H_{Tot} = \sum_{\langle ij \rangle} t_1 e^{i\chi_{ij}} c_i^\dagger c_j + \sum_{\langle ij \rangle} V_1 n_i n_j + \sum_{\langle\langle ij \rangle\rangle} V_2 n_i n_j. \quad (4)$$

We calculate the Chern number in the  $(V_1, V_2)$  plane and the values are all zero, showing that no topological phase is induced when only the NN and NNN interactions are included.

Then we calculate the six lowest states and study the possible phases in the system. Figure 5 shows a representative energy spectrum at fixed  $V_1 = 2$ . For small  $V_2$  the ground-state is nearly two-fold degenerate and gapped from other states, denoting the states as  $\psi_1$  and  $\psi_2$ . Two new states can be constructed using a linear combination:  $\psi'_1 = \frac{1}{\sqrt{2}}(\psi_1 + \psi_2)$ ,  $\psi'_2 = \frac{1}{\sqrt{2}}(\psi_1 - \psi_2)$ , which correspond to the two configurations with staggered CDW order (Fig.1). The other four eigenstates have two close eigenvalues and each is two-fold degenerate. Also by a proper linear combinations, four new states can be constructed and each corresponds to one of the four configurations with the stripe order. As  $V_2$  increases the gap decreases and vanishes at a critical value  $V_2^{c1}$ , after which the ground state becomes the one with the stripe order [see Fig.5(b) for details]. Then the states with CDW order have higher energies. From another critical value  $V_2^{c2}$  the split between the two CDW states begins to decrease and vanishes soon [see Fig.5(c)]. As  $V_2$  further increases, the split between the four stripe states begins to decrease at the critical value  $V_2^{c3}$ . Meanwhile the gap between the CDW and stripe states vanishes. After that the gap reopens and there is no split any more. The ground-state is exactly four-fold degenerate and with the stripe order.

For the six lowest states, two of them are with CDW order and four are with stripe order. The average density on each site can be expressed as  $\langle n_i \rangle = 1/2 + \rho(-1)^{i_x+i_y}$  (CDW order) or  $\langle n_i \rangle = 1/2 + \nu(-1)^{i_x(i_y)}$  (stripe order). In Fig.6 we plot  $\rho, \nu$  as a function of  $V_2$  and find the discontinuities at the critical points  $V_2^{c2}, V_2^{c3}$ , which precisely match the ones in the energy spectrum. At  $V_2^{c2}$ ,  $\rho$  jumps to zero while at  $V_2^{c3}$ ,  $\nu$  jumps to nearly 1/2. We scan in the  $(V_1, V_2)$  plane and give the critical lines determined by  $V_2^{c1}, V_2^{c2}, V_2^{c3}$ , which is shown in Fig.7.

Then we can conclude the phase diagram when the NN and NNN interactions are included in the gapless Dirac equation. Basically the ground state is topological trivial with CDW or stripe order, which is separated by

the solid line in Fig.7. In the upper region of the long-dashed line, the ground state is with the stripe order and are four-fold degenerate. Between the solid and long-dashed lines, the ground state are also with the stripe order, however the eigen-energies of the four stripe states are split to two values, each of which is two-fold degenerate.

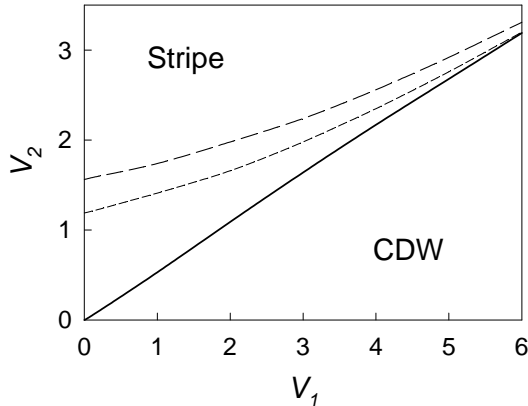


FIG. 7: The phase diagram in  $(V_1, V_2)$  plane obtained from ED calculations. The black solid line is determined by  $V_2^{c1}$ . The short-dashed line is determined by  $V_2^{c2}$ . The long-dashed line is determined by  $V_2^{c3}$ .

Till now we obtain the phase diagram in the presence of NN and NNN interactions and no topological phase is found. Next we add NNNN interaction  $H_{NNNN} = \sum_{\langle\langle\langle ij \rangle\rangle\rangle} V_3 n_i n_j$  to Eq.(4). We calculate the Chern number in  $(V_1, V_2)$  plane at different fixed  $V_3$  and don't find any region showing topological phase.

## V. CONCLUSION AND DISCUSSION

In conclusion, we study the interaction effect in two-dimensional Dirac equations of the  $\pi$ -flux model. Firstly we consider the interaction effect in the topological phase. Using ED method we calculate the Chern number, the energy spectrum, the fidelity metric and the electrons' distribution of the ground-state. From these

calculations, we obtain the phase diagram in the  $(V_1, V_2)$  plane and find the topological phase persists in a finite region of the phase diagram. The results show that the topological phase is robust to small interactions. To understand the phase diagram, we also present a qualitative explanation using the mean-field approximation.

Next we study the possibility of dynamically generated topological phase in gapless Dirac equation. When only  $V_1$  and  $V_2$  are present, the system may be in the CDW or stripe phase, which are all topologically trivial. When the NNNN interaction is further included, the topological phase is still absent in our calculations.

Compared to the mean-field approximation<sup>25</sup>, our numerical results are different in the following two aspects: 1, when only the NN and NNN interactions are present the SM phase is not identified; 2, after the NNNN interaction is further included, the QAH effect is absent. The deviations may be attributed to the small size on which the ED simulations are performed. However it should be noted that previous and the present works have shown that even for small sizes the topological property already can manifest itself well<sup>12</sup>. So our results can demonstrate that at least on small sizes the topological phase does not be generated following the mechanism in the mean-field scheme. Considering the strong quantum fluctuations in two dimensions which may make the mean-field approximation break down, large-scale numerical simulations are expected to give further clarification on this important problem.

## VI. ACKNOWLEDGEMENTS

HG is supported by NSFC under Grant Nos. 11274032, 11104189 and FOK YING TUNG EDUCATION FOUNDATION. ZC is supported by NSFC under Grant No. 11274033. SS is supported by the Research Grant Council of Hong Kong under Grant No. N HKU748/10. SP is supported by NSFC under Grant Nos. 11074023 and 11274044, and funds from the Ministry of Science and Technology of China under Grant Nos. 2011CB921700 and 2012CB821403.

\* Email address: hmguo@buaa.edu.cn.

<sup>2</sup> J.E. Moore, Nature **464**, 194 (2010).

<sup>3</sup> M.Z. Hasan, C.L. Kane, Rev. Mod. Phys. , **82**, 3045 (2010).

<sup>4</sup> Xiao-Liang Qi and Shou-Cheng Zhang, Rev. Mod. Phys. , **83**, 1057 (2011).

<sup>5</sup> X.-L. Qi and S.-C. Zhang, Phys. Today **63**, 33 (2010).

<sup>6</sup> M. Hohenadler, F. F. Assaad, J. Phys.: Condens. Matter **25**, 143201 (2013).

<sup>7</sup> C.L. Kane and E.J. Mele, Phys. Rev. Lett. **95**, 146802 (2005).

<sup>8</sup> C.L. Kane and E.J. Mele, Phys. Rev. Lett. **95**, 226801

(2005).

<sup>9</sup> Z. Y. Meng, T. C. Lang, S. Wessel, F. F. Assaad, and A. Muramatsu, Nature **464**, 847 (2010).

<sup>10</sup> M. Hohenadler, T. C. Lang, and F. F. Assaad, Phys. Rev. Lett. **106**, 100403 (2011).

<sup>11</sup> M. Hohenadler, Z. Y. Meng, T. C. Lang, S. Wessel, A. Muramatsu, and F. F. Assaad, Phys. Rev. B **85**, 115132 (2012).

<sup>12</sup> C. N. Varney, K. Sun, M. Rigol, and V. Galitski, Phys. Rev. B **82**, 115125 (2010).

<sup>13</sup> Christopher N. Varney, Kai Sun, Marcos Rigol, and Victor

- Galitski, Phys. Rev. B **84**, 241105 (2011).
- <sup>14</sup> Dong Zheng, Guang-Ming Zhang, and Congjun Wu, Phys. Rev. B **84**, 205121 (2011).
- <sup>15</sup> Youhei Yamaji and Masatoshi Imada, Phys. Rev. B **83**, 205122 (2011).
- <sup>16</sup> Shun-Li Yu, X. C. Xie, and Jian-Xin Li, Phys. Rev. Lett. **107**, 010401 (2011).
- <sup>17</sup> Wei Wu, Stephan Rachel, Wu-Ming Liu, and Karyn Le Hur, Phys. Rev. B **85**, 205102 (2012).
- <sup>18</sup> Jun Wen, Mehdi Kargarian, Abolhassan Vaezi, and Gregory A. Fiete, Phys. Rev. B **84**, 235149 (2011).
- <sup>19</sup> Stephan Rachel and Karyn Le Hur, Phys. Rev. B **82**, 075106 (2010).
- <sup>20</sup> Dung-Hai Lee, Phys. Rev. Lett. **107**, 166806 (2011).
- <sup>21</sup> Christian Griset and Cenke Xu, Phys. Rev. B **85**, 045123 (2012).
- <sup>22</sup> S. Raghu, Xiao-Liang Qi, C. Honerkamp, and Shou-Cheng Zhang, Phys. Rev. Lett. **100**, 156401 (2008).
- <sup>23</sup> Yi Zhang, Ying Ran, and Ashvin Vishwanath, Phys. Rev. B **79**, 245331 (2009).
- <sup>24</sup> Jun Wen, Andreas Regg, C.-C. Joseph Wang, and Gregory A. Fiete, Phys. Rev. B **82**, 075125 (2010).
- <sup>25</sup> C. Weeks and M. Franz, Phys. Rev. B **81**, 085105 (2010).
- <sup>26</sup> Dmytro Pesin and Leon Balents, Nature Physics **6**, 376 (2010).
- <sup>27</sup> Wei-Feng Tsai, Chen Fang, Hong Yao, JiangPing Hu, arXiv:1112.5789 (2011).
- <sup>28</sup> Qin Liu, Hong Yao, Tianxing Ma, Phys. Rev. B , **82**, 045102 (2010).
- <sup>29</sup> G. Rosenberg, B. Seradjeh, C. Weeks, and M. Franz, Phys. Rev. B **79**, 205102 (2009).
- <sup>30</sup> Huai-Ming Guo and Shi-Ping Feng, Chinese Physics B **21**, 077303 (2012).
- <sup>31</sup> Shun-Qing Shen, Topological Insulators, (Springer, 2012).
- <sup>32</sup> T. Fukui, Y. Hatsugai, and H. Suzuki, J. Phys. Soc. Jpn. **74**, 1674 (2005).
- <sup>33</sup> Liang Fu and C. L. Kane, Phys. Rev. B **76**, 045302 (2007).
- <sup>34</sup> H.-M. Guo and M. Franz, Phys. Rev. B **80**, 113102 (2009).
- <sup>35</sup> H.-M. Guo and M. Franz, Phys. Rev. Lett. **103**, 206805 (2009).
- <sup>36</sup> The knowledge of the parity can determine the  $Z_2$  topological invariant of time-reversal invariant band insulators. Here the Hamiltonian Eq.(1) breaks time-reversal symmetry, but the parity is still related to the topological properties of the system. For systems with spin  $S_z$  conservation, nontrivial  $Z_2$  also means that each spin copy has a nonzero Chern number. Since the parity of each spin copy is identical to that of the whole system, the parity is related to the Chern number of time-reversal breaking two-dimensional systems with inversion symmetry.