

A catalog of matchstick graphs

Raffaele Salvia

Abstract

Classification of planar unit-distance graphs with up to 9 edges, by homeomorphism and isomorphism classes. With exactly nine edges, there are 633 nonisomorphic connected matchstick graphs, of which 19 are topologically distinct from each other. Increasing edges' number, their quantities rise more than exponentially, in a still unclear way.

1. Introduction

Two remarkable classes of graphs are planar graphs and unit distance graphs. Their intersection, that is the class of the planar graphs drawable using edges of unitary length, has been defined as the “matchstick graphs” class[1].

It is an NP-hard problem to test if a given graph can be represented as a matchstick graph (Eades, Wormland 1990 [2]; Cabello et al. 2007 [3]), and no formulas are known to determine how many distinct matchstick graphs exist for a given number of edges.

The problem of finding the number of topologically distinct matchstick graph with n edges is known as the “match problem” (Gardner 1969 [4]). R. Read (1968 [5]) solved the problem for $n=8$, reporting also the total number of matchstick graphs –up to isomorphism- with 7 and 8 edges.

Here are listed all the distinct matchstick graphs with less of 10 edges, grouped by topological equivalence.

2. Overview

Table 1 summarizes the number of non-homeomorphic and non-isomorphic connected planar unit distance graphs. For a quicker referring, henceforth will be assumed the following definitions:

n	$q(n)$	$p(n)$
1	1	1
2	1	1
3	3	3
4	5	5
5	10	12
6	19	28
7	39	74
8	84	207
9	196	633

Table 1.

Definition 2.1. Given a nonnegative integer n , $q(n)$ indicates the number of distinct connected matchstick graph, up to topological homeomorphism, with n edges.

Definition 2.2. Given a nonnegative integer n , $p(n)$ indicates the number of distinct connected matchstick graph, up to isomorphism, with n edges.

So far, the first 8 terms of both sequences have been known [6]. Here are first showed the values of $q(9)$ and $p(9)$. The evolution of both sequences shall be discussed in section 4.

F

	1	2	3	4	5	6
1	1	0	0	0	0	0
2	1	0	0	0	0	0
3	2	1	0	0	0	0
4	3	2	0	0	0	0
5	5	4	1	0	0	0
6	7	8	4	0	0	0
7	11	15	12	1	0	0
8	16	29	31	8	0	0
9	26	56	75	37	3	0

Table 2.

In table 2, topologically different matchstick graphs are reported by number of edges and number of faces (including the outer region).

In the next section, every one of the 964 distinct matchstick graph with $|E| < 10$ will be showed. They are listed and progressively numbered, in order of priority, by:

1. Number of edges $|E|$;
2. Number of faces F ;
3. Maximum degree Δ .

$|E|$


3. Classification

Drawings in the left cells of tables are aimed to illustrate the topological homeomorphism between graphs in the same box. The number on the bottom right of right cells indicates the number of graphs contained therein. Graphs 8-81-1, 9-84-1, 9-85-1, 9-179-1, 9-179-2 and 9-190-1 are represented magnified by a factor of 1.5 respect to others, and graphs 9-159-4 and 9-164-1 by a factor of 2.5, to avoid apparent overlaps.

3.1. Matchstick graphs with $|E|=1$

3.1.1. Matchstick graphs with $|E|=1, F=1, |V|=2$


3.1.1.1. Matchstick graphs with $|E|=1, F=1, |V|=2, \Delta=1$



3.2. Matchstick graphs with $|E|=2$

3.2.1. Matchstick graphs with $|E|=2, F=1, |V|=3$


3.2.1.1. Matchstick graphs with $|E|=2, F=1, |V|=3, \Delta=2$




3.3. Matchstick graphs with $|E|=3$

3.3.1. Matchstick graphs with $|E|=3, F=1, |V|=4$

3.3.1.1. Matchstick graphs with $|E|=3, F=1, |V|=4, \Delta=2$




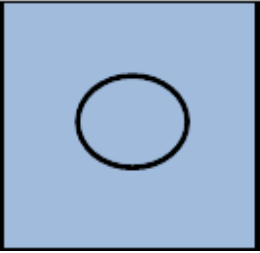
3.3.1.2. Matchstick graphs with $|E|=3, F=1, |V|=4, \Delta=3$



3.3.2. Matchstick graphs with $|E|=3, F=2, |V|=3$

3.3.2.1. Matchstick graphs with $|E|=3, F=2, |V|=3, \Delta=2$

3-3



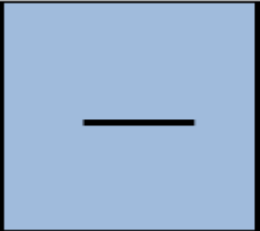
1

3.4. Matchstick graphs with $|E|=4$

3.4.1. Matchstick graphs with $|E|=4, F=1, |V|=5$

3.4.1.1. Matchstick graphs with $|E|=4, F=1, |V|=5, \Delta=2$


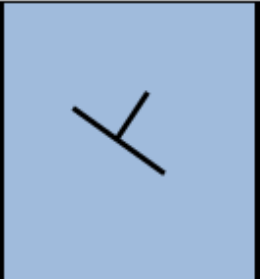
4-1



1

3.4.1.2. Matchstick graphs with $|E|=4, F=1, |V|=5, \Delta=3$


4-2



1

3.4.1.3. Matchstick graphs with $|E|=4, F=1, |V|=5, \Delta=4$

4-3


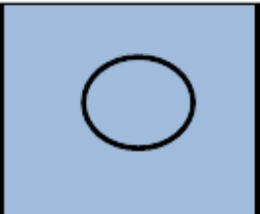


1

3.4.2. Matchstick graphs with $|E|=4, F=2, |V|=4$

3.4.2.1. Matchstick graphs with $|E|=4, F=2, |V|=4, \Delta=2$

4-4



1

3.4.2.2. Matchstick graphs with $|E|=4, F=2, |V|=4, \Delta=3$

4-5



4-5-1

1

3.5. Matchstick graphs with $|E|=5$

3.5.1. Matchstick graphs with $|E|=5, F=1, |V|=6$

3.5.1.1. Matchstick graphs with $|E|=5, F=1, |V|=6, \Delta=2$

5-1

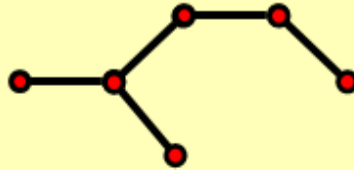


5-1-1

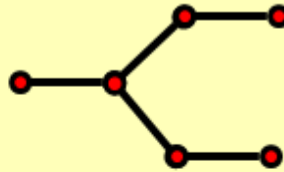
1

3.5.1.2. Matchstick graphs with $|E|=5, F=1, |V|=6, \Delta=3$

5-2



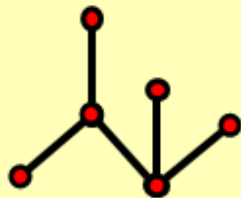
5-2-1



5-2-2

2

5-3

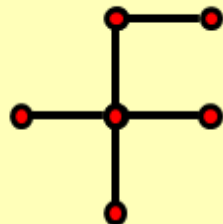


5-3-1

1

3.5.1.3. Matchstick graphs with $|E|=5, F=1, |V|=6, \Delta=4$

5-4

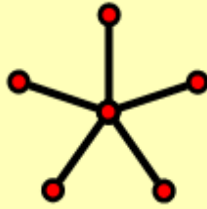


5-4-1

1

3.5.1.3. Matchstick graphs with $|E|=5, F=1, |V|=6, \Delta=5$

5-5



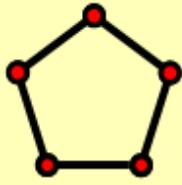
5-5-1

1

3.5.2. Matchstick graphs with $|E|=5, F=2, |V|=5$

3.5.2.1. Matchstick graphs with $|E|=5, F=2, |V|=5, \Delta=2$

5-6

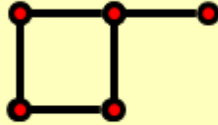


5-6-1

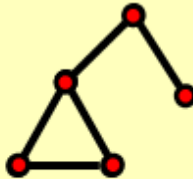
1

3.5.2.2. Matchstick graphs with $|E|=5, F=2, |V|=5, \Delta=3$

5-7



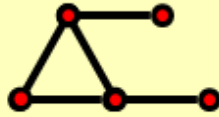
5-7-1



5-7-2

2

5-8

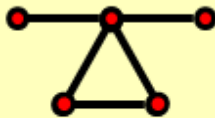


5-8-1

1

3.5.2.3. Matchstick graphs with $|E|=5, F=2, |V|=5, \Delta=4$

5-9



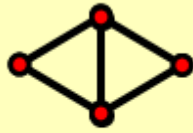
5-9-1

1

3.5.3. Matchstick graphs with $|E|=5, F=3, |V|=4$

3.5.2.1. Matchstick graphs with $|E|=5, F=3, |V|=4, \Delta=3$

5-10



5-10-1

1

3.6. Matchstick graphs with $|E|=6$

3.6.1. Matchstick graphs with $|E|=6, F=1, |V|=7$

3.6.1.1. Matchstick graphs with $|E|=6, F=1, |V|=7, \Delta=2$

6-1



6-1-1

1

3.6.1.2. Matchstick graphs with $|E|=6, F=1, |V|=7, \Delta=3$

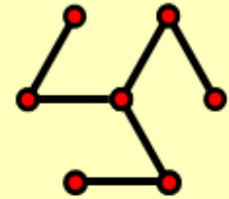
6-2



6-2-1



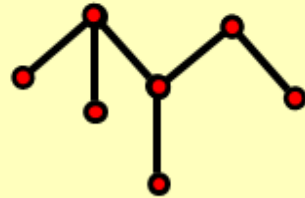
6-2-2



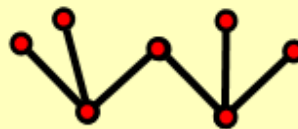
6-2-3

3

6-3



6-3-1

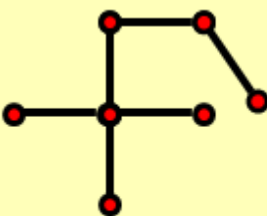


6-3-2

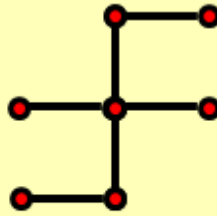
2

3.6.1.3. Matchstick graphs with $|E|=6, F=1, |V|=7, \Delta=4$

6-4



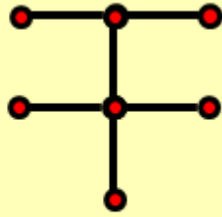
6-4-1



6-4-2

2

6-5

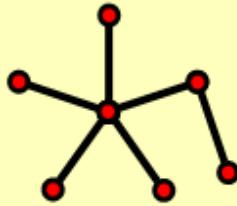


6-5-1

1

3.6.1.4. Matchstick graphs with $|E|=6$, $F=1$, $|V|=7$, $\Delta=5$

6-6

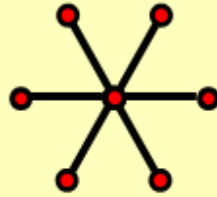


6-6-1

1

3.6.1.5. Matchstick graphs with $|E|=6$, $F=1$, $|V|=7$, $\Delta=6$

6-7



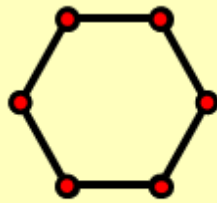
6-7-1

1

3.6.2. Matchstick graphs with $|E|=6$, $F=2$, $|V|=6$

3.6.2.1. Matchstick graphs with $|E|=6$, $F=2$, $|V|=6$, $\Delta=2$


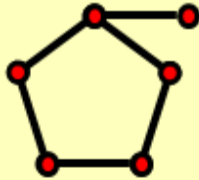
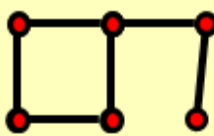
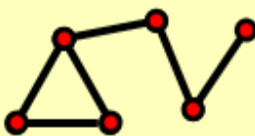

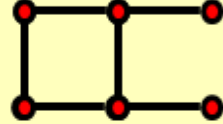
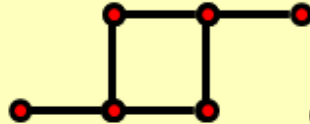
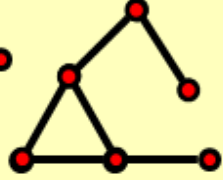

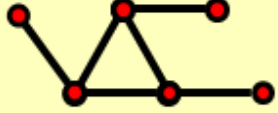


6-8




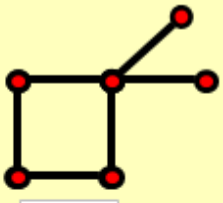
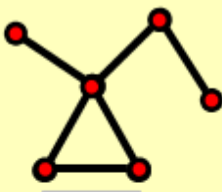
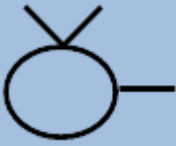
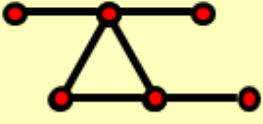
6-8-1

1

3.6.2.2. Matchstick graphs with $|E|=6$, $F=2$, $|V|=6$, $\Delta=3$

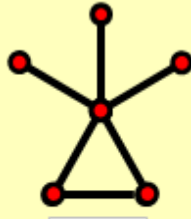
6-9		<div style="display: flex; justify-content: space-around; align-items: center;"> <div style="text-align: center;">  6-9-1 </div> <div style="text-align: center;">  6-9-2 </div> <div style="text-align: center;">  6-9-3 </div> </div>	3
6-10		<div style="display: flex; justify-content: space-around; align-items: center;"> <div style="text-align: center;">  6-10-1 </div> <div style="text-align: center;">  6-10-2 </div> <div style="text-align: center;">  6-10-3 </div> </div>	3
6-11		<div style="text-align: center;">  6-11-1 </div>	1
6-12		<div style="text-align: center;">  6-12-1 </div>	1

3.6.2.3. Matchstick graphs with $|E|=6$, $F=2$, $|V|=6$, $\Delta=4$

6-13		<div style="display: flex; justify-content: space-around; align-items: center;"> <div style="text-align: center;">  6-13-1 </div> <div style="text-align: center;">  6-13-2 </div> </div>	2
6-14		<div style="text-align: center;">  6-14-1 </div>	1

3.6.2.4. Matchstick graphs with $|E|=6$, $F=2$, $|V|=6$, $\Delta=5$

6-15



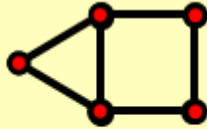
6-15-1

1

3.6.3. Matchstick graphs with $|E|=6$, $F=3$, $|V|=5$

3.6.3.1. Matchstick graphs with $|E|=6$, $F=3$, $|V|=5$, $\Delta=3$

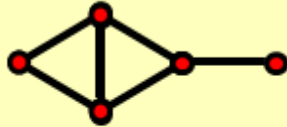
6-16



6-16-1

1

6-17

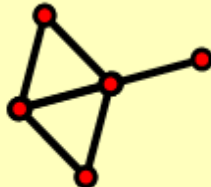


6-17-1

1

3.6.3.2. Matchstick graphs with $|E|=6$, $F=3$, $|V|=5$, $\Delta=4$

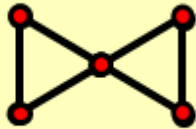
6-18



6-18-1

1

6-19



6-19-1


1

3.7. Matchstick graphs with $|E|=7$

3.7.1. Matchstick graphs with $|E|=7$, $F=1$, $|V|=8$

3.7.1.1. Matchstick graphs with $|E|=7$, $F=1$, $|V|=8$, $\Delta=2$





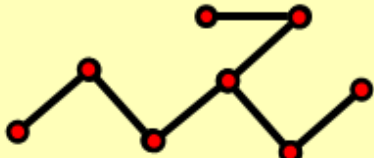

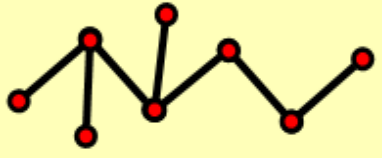
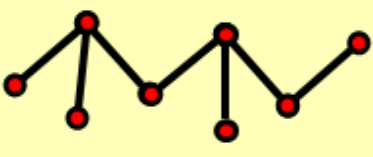

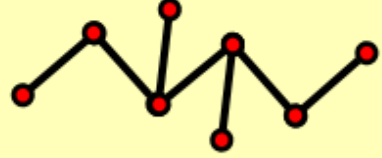


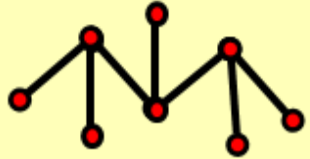
7-1




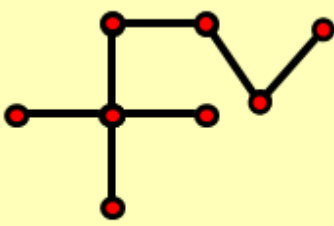
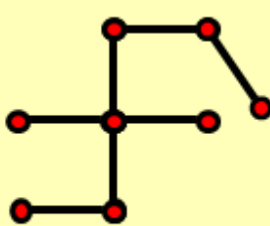
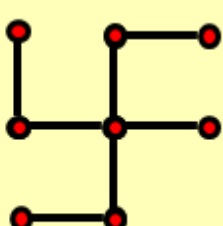
7-1-1


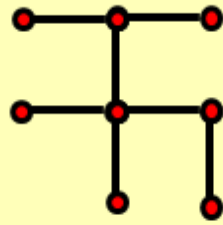
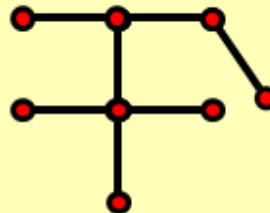
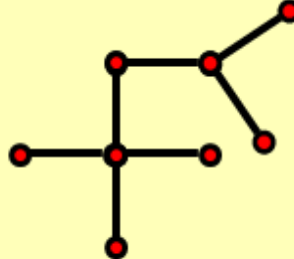
1

3.7.1.2. Matchstick graphs with $|E|=7$, $F=1$, $|V|=8$, $\Delta=3$

<p>7-2</p> 	 <p>7-2-1</p>  <p>7-2-2</p>  <p>7-2-3</p>  <p>7-4-1</p>	4
<p>7-3</p> 	 <p>7-3-1</p>  <p>7-3-2</p>  <p>7-3-3</p>  <p>7-3-4</p>  <p>7-3-5</p>	5
<p>7-4</p> 	 <p>7-4-1</p>	1


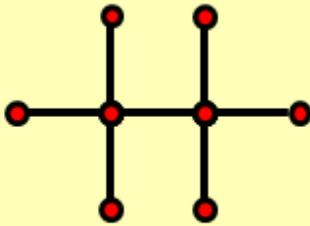
3.7.1.3. Matchstick graphs with $|E|=7$, $F=1$, $|V|=8$, $\Delta=4$

<p>7-5</p> 	 <p>7-5-1</p>  <p>7-5-2</p>  <p>7-5-3</p>	3
--	--	---

	 <p>7-6-1</p>	 <p>7-6-2</p>	 <p>7-6-3</p>
---	--	--	--

7-6


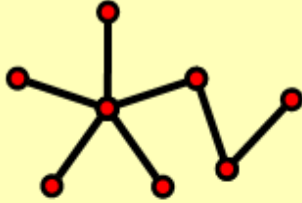
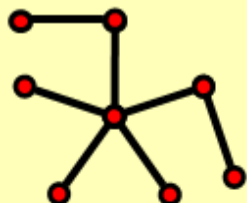
3

	 <p>7-7-1</p>
---	--

7-7


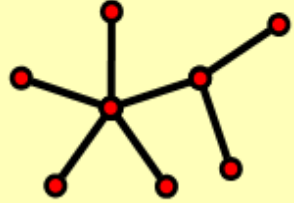
1

3.7.1.4. Matchstick graphs with $|E|=7, F=1, |V|=8, \Delta=5$

	 <p>7-8-1</p>	 <p>7-8-2</p>
--	---	---

7-8


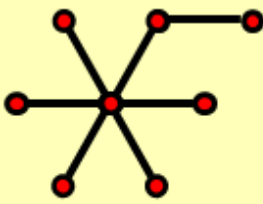
2

	 <p>7-9-1</p>
---	--

7-9

1

3.7.1.5. Matchstick graphs with $|E|=7, F=1, |V|=8, \Delta=6$

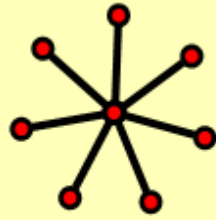
	 <p>7-10-1</p>
---	---

7-10

1

3.7.1.6. Matchstick graphs with $|E|=7, F=1, |V|=8, \Delta=7$

7-11



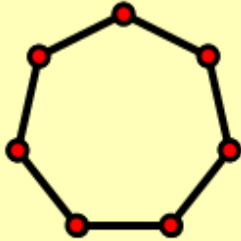
7-11-1

1

3.7.2. Matchstick graphs with $|E|=7$, $F=2$, $|V|=7$

3.7.2.1. Matchstick graphs with $|E|=7$, $F=2$, $|V|=7$, $\Delta=2$

7-12

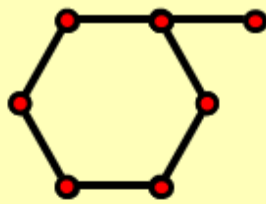


7-12-1

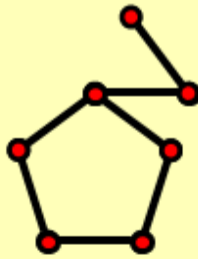
1

3.7.2.2. Matchstick graphs with $|E|=7$, $F=2$, $|V|=7$, $\Delta=3$

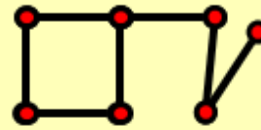
7-13



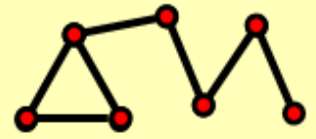
7-13-1



7-13-2



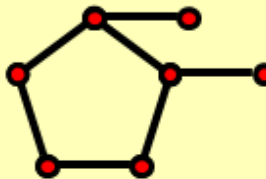
7-13-3



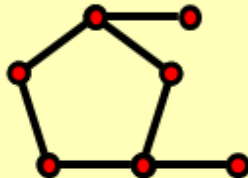
7-13-4

4

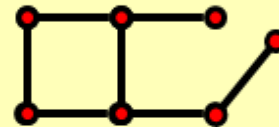
7-14



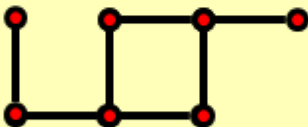
7-14-1



7-14-2



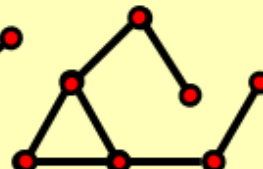
7-14-3



7-14-4



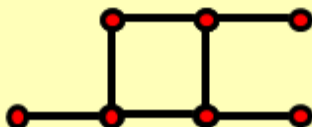
7-14-5



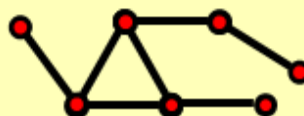
7-14-6

6

7-15


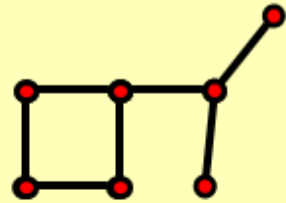
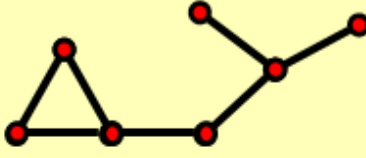

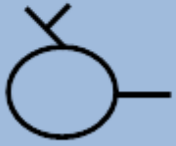
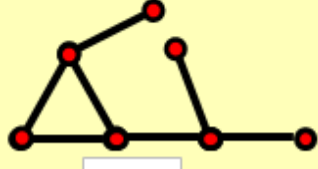


7-15-1


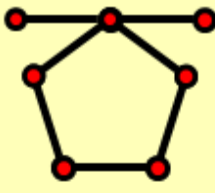
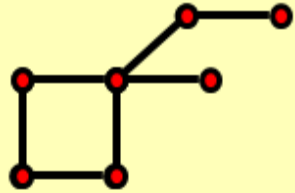
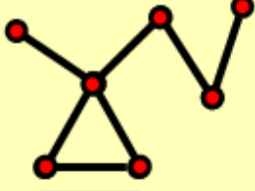
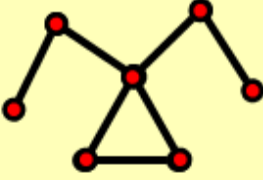
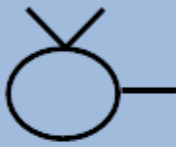
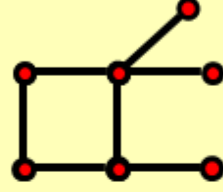
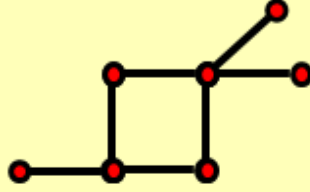
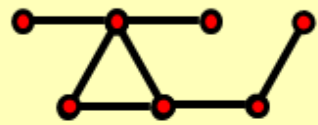
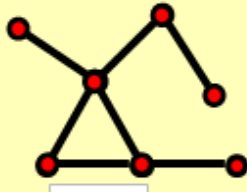

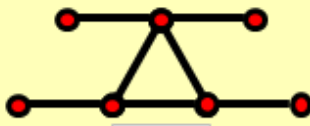

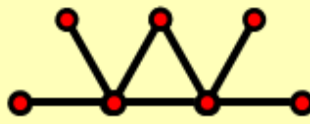



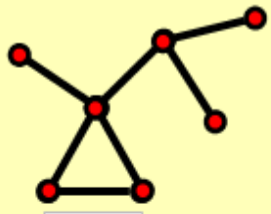
7-15-2


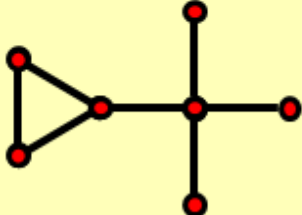
2

7-16		<div style="display: flex; justify-content: space-around; align-items: center;"> <div style="text-align: center;">  <p>7-16-1</p> </div> <div style="text-align: center;">  <p>7-16-2</p> </div> <div style="text-align: center;">  <p>7-16-3</p> </div> </div>	3
7-17		<div style="text-align: center;">  <p>7-17-1</p> </div>	1


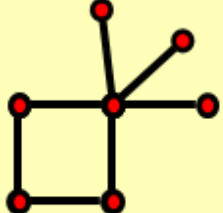
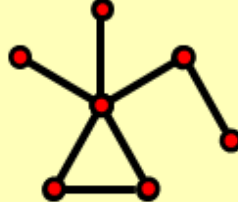
3.7.2.3. Matchstick graphs with $|E|=7, F=2, |V|=7, \Delta=4$

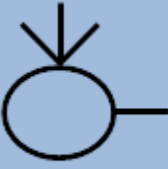
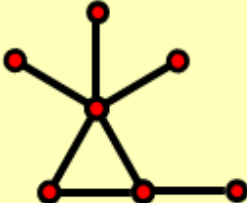
7-18		<div style="display: flex; justify-content: space-around; align-items: center;"> <div style="text-align: center;">  <p>7-18-1</p> </div> <div style="text-align: center;">  <p>7-18-2</p> </div> <div style="text-align: center;">  <p>7-18-3</p> </div> <div style="text-align: center;">  <p>7-18-4</p> </div> </div>	4
7-19		<div style="display: flex; flex-direction: column; align-items: center;"> <div style="display: flex; justify-content: space-around; width: 100%;"> <div style="text-align: center;">  <p>7-19-1</p> </div> <div style="text-align: center;">  <p>7-19-2</p> </div> <div style="text-align: center;">  <p>7-19-3</p> </div> </div> <div style="margin-top: 20px; text-align: center;">  <p>7-19-4</p> </div> </div>	4
7-20		<div style="text-align: center;">  <p>7-20-1</p> </div>	1
7-21		<div style="text-align: center;">  <p>7-21-1</p> </div>	1

7-22		 <p data-bbox="454 392 550 436">7-22-1</p>	1
------	---	---	---


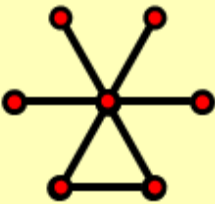
7-23		 <p data-bbox="454 683 550 728">7-23-1</p>	1
------	---	---	---

3.7.2.4. Matchstick graphs with $|E|=7$, $F=2$, $|V|=7$, $\Delta=5$

7-24		 <p data-bbox="422 1131 518 1176">7-24-1</p>  <p data-bbox="678 1131 774 1176">7-24-2</p>	2
------	--	---	---


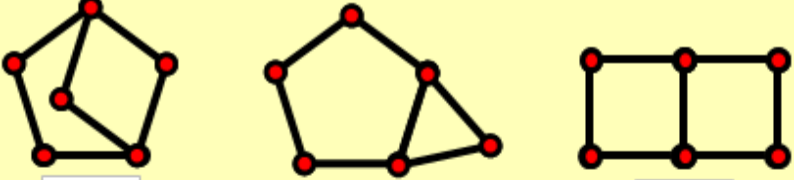

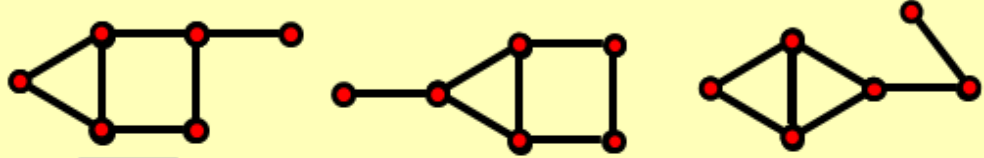


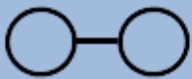
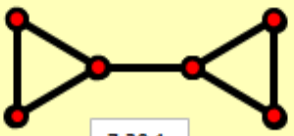
7-25		 <p data-bbox="430 1444 526 1489">7-25-1</p>	1
------	---	---	---

3.7.2.5. Matchstick graphs with $|E|=7$, $F=2$, $|V|=7$, $\Delta=6$


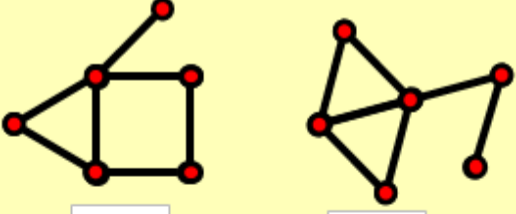
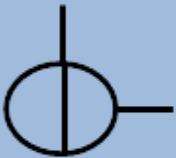
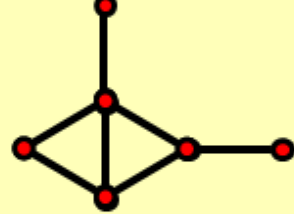
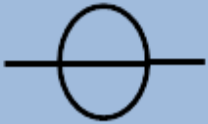
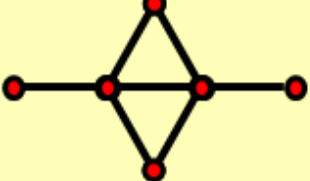
7-26		 <p data-bbox="446 1803 542 1848">7-26-1</p>	1
------	---	---	---


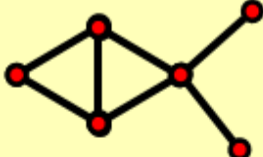

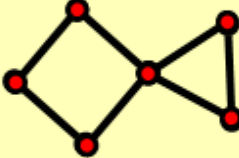


3.7.3. Matchstick graphs with $|E|=7$, $F=3$, $|V|=6$

3.7.3.1. Matchstick graphs with $|E|=7$, $F=3$, $|V|=6$, $\Delta=3$


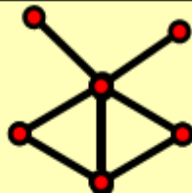

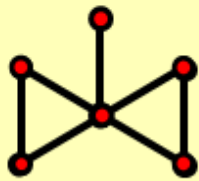
7-27			3
7-28			3
7-29			1
7-30			1

3.7.3.2. Matchstick graphs with $|E|=7, F=3, |V|=6, \Delta=4$

7-31			2
7-32			1
7-33			1


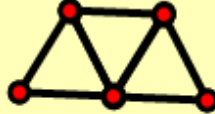
7-34		 <p data-bbox="454 324 550 369">7-34-1</p>	1
7-35		 <p data-bbox="454 582 550 627">7-35-1</p>	1
7-36		 <p data-bbox="454 806 550 851">7-36-1</p>	1

3.7.3.3. Matchstick graphs with $|E|=7, F=3, |V|=6, \Delta=5$

7-37		 <p data-bbox="454 1153 550 1198">7-37-1</p>	1
7-38		 <p data-bbox="454 1422 550 1467">7-38-1</p>	1

3.7.4. Matchstick graphs with $|E|=7, F=4, |V|=5$

3.7.4.1. Matchstick graphs with $|E|=7, F=4, |V|=5, \Delta=4$

7-39		 <p data-bbox="454 1769 550 1814">7-39-1</p>	1
------	---	---	---

3.8. Matchstick graphs with $|E|=8$

3.8.1. Matchstick graphs with $|E|=8, F=1, |V|=9$

3.8.1.1. Matchstick graphs with $|E|=8, F=1, |V|=9, \Delta=2$

8-1

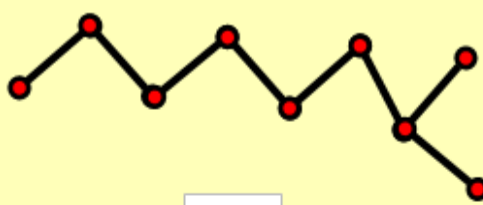


8-1-1

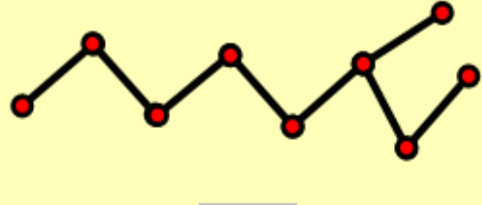
1

3.8.1.2. Matchstick graphs with $|E|=8$, $F=1$, $|V|=9$, $\Delta=3$

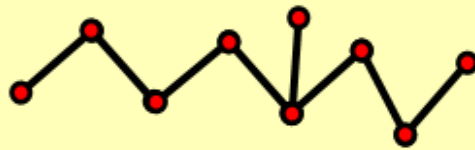
8-2



8-2-1



8-2-2



8-2-3

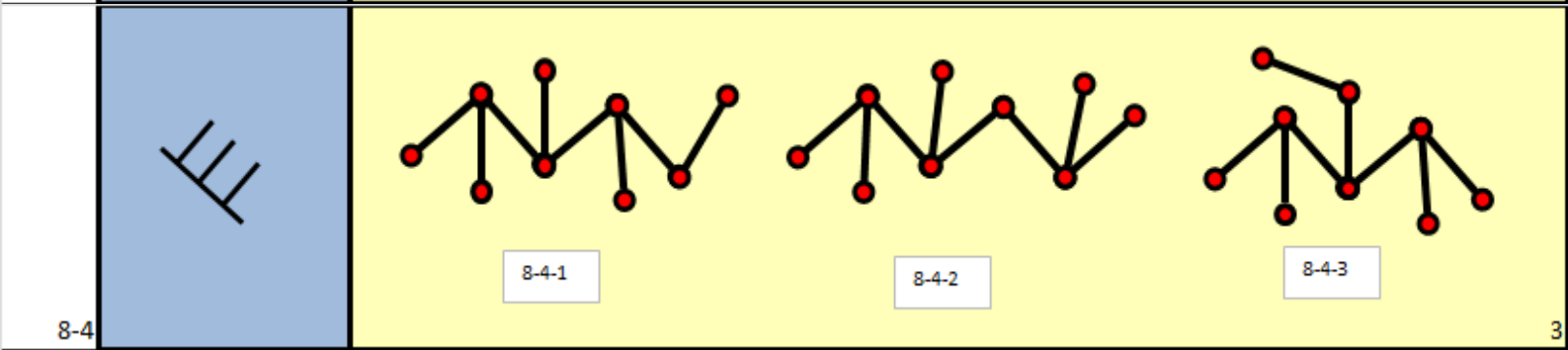
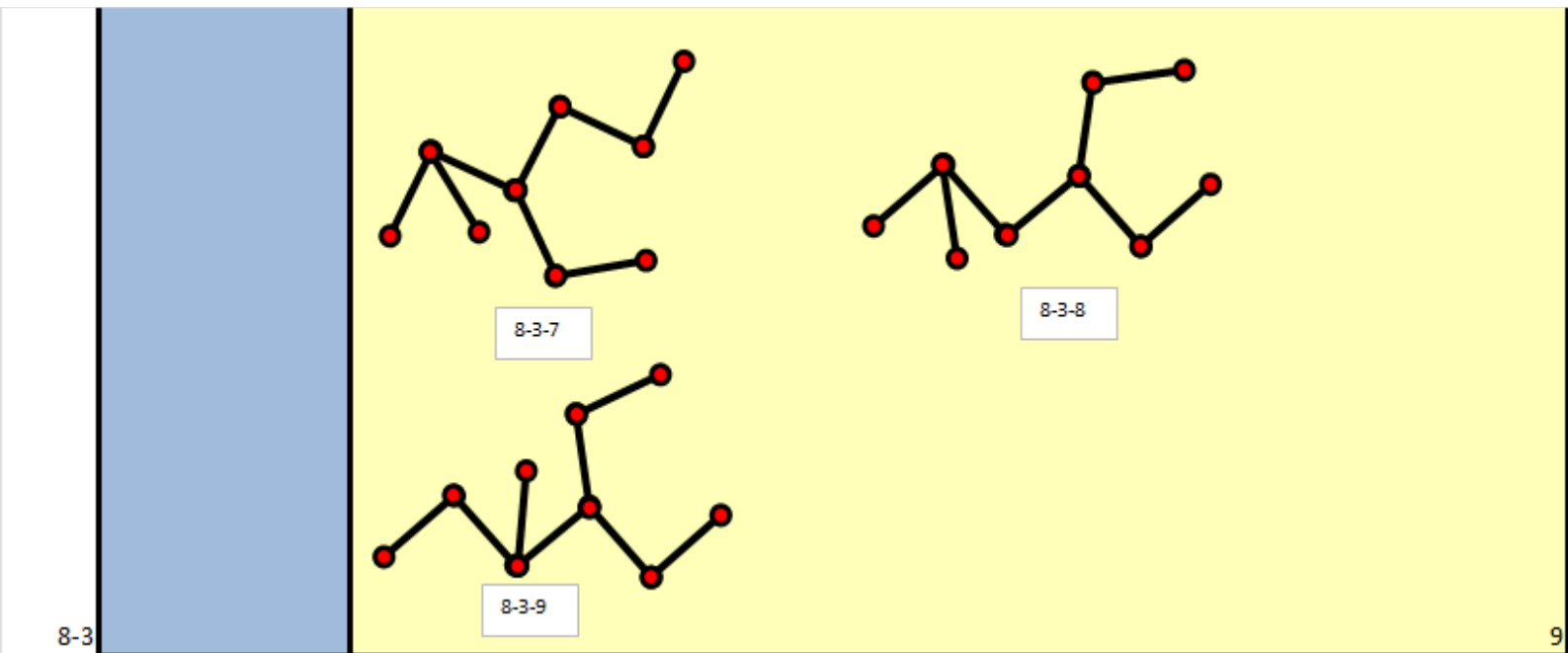


8-2-4

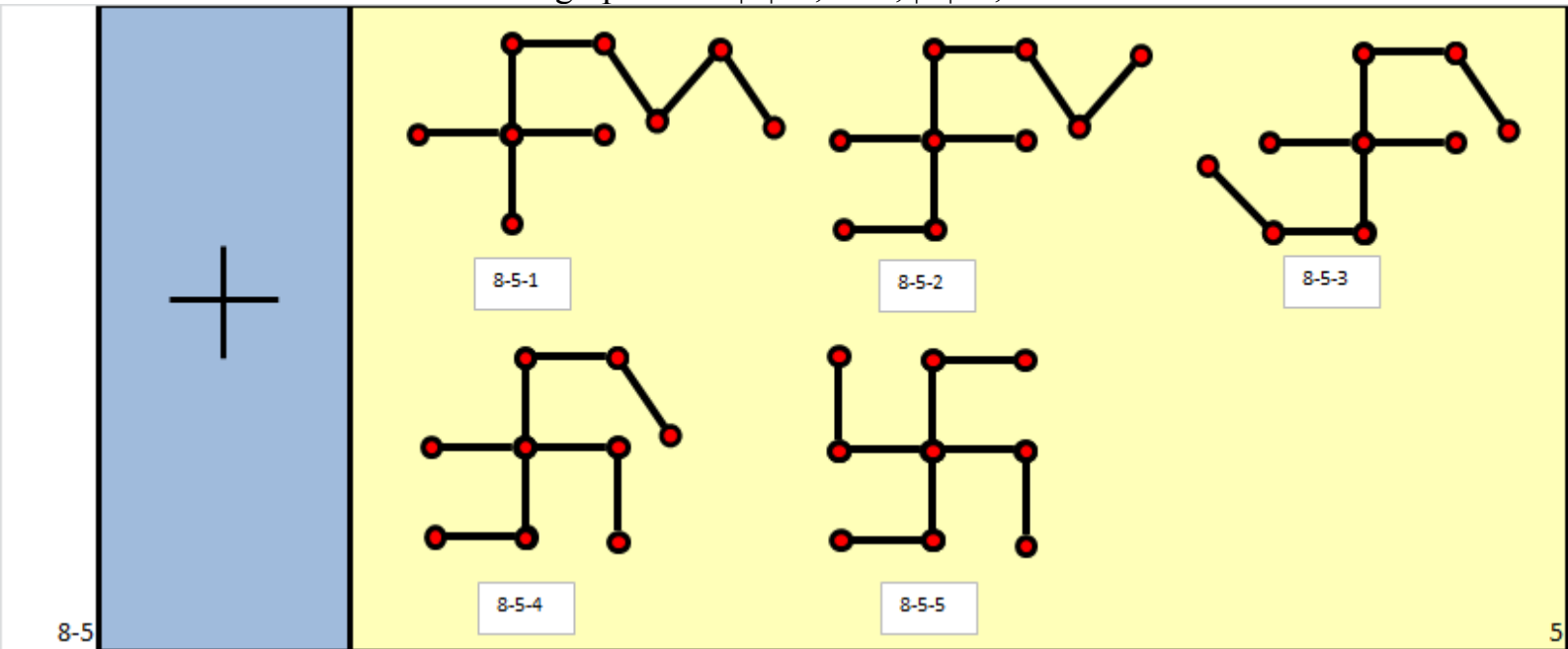



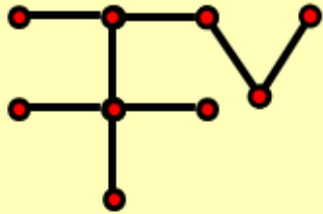
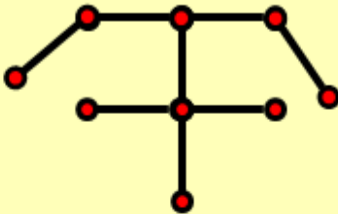
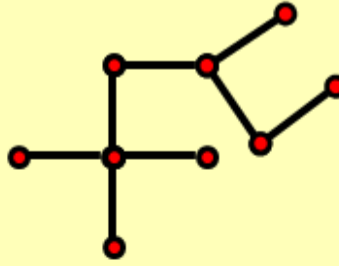
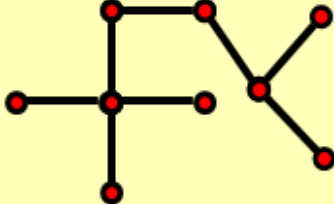
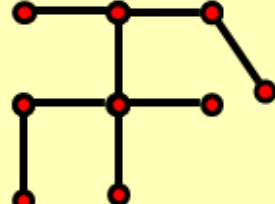
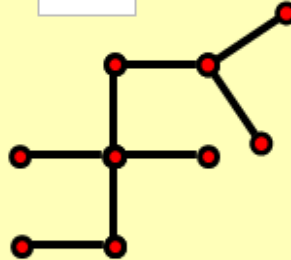
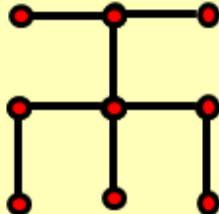
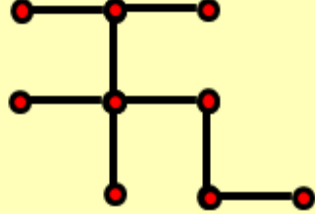

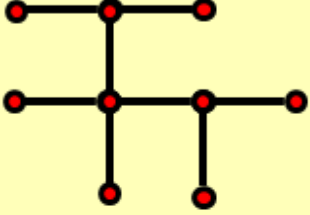

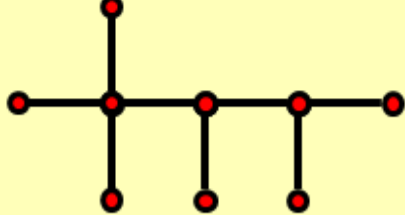
8-2-5


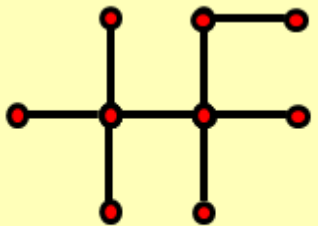
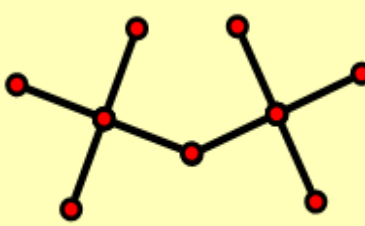
5




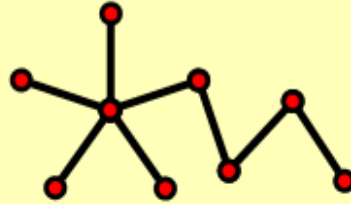
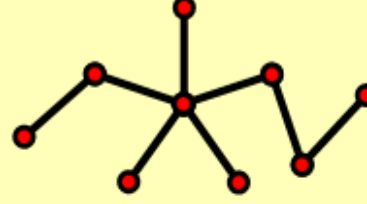
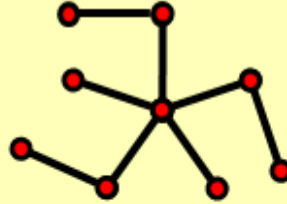
3.8.1.3. Matchstick graphs with $|E|=8$, $F=1$, $|V|=9$, $\Delta=4$


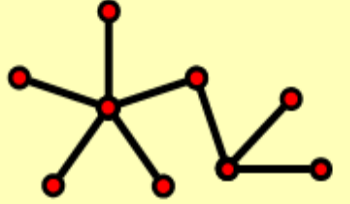
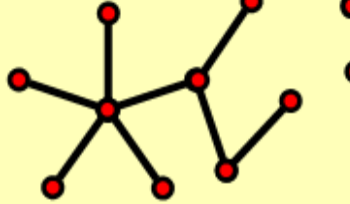
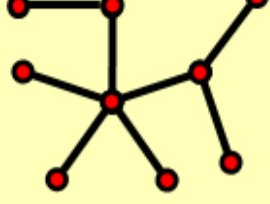



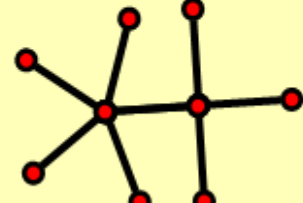
<p>8-6</p> 	 <p>8-6-1</p>  <p>8-6-2</p>  <p>8-6-3</p>  <p>8-6-4</p>  <p>8-6-5</p>  <p>8-6-6</p>  <p>8-6-7</p>  <p>8-6-8</p>
<p>8-7</p> 	 <p>8-7-1</p>
<p>8-8</p> 	 <p>8-8-1</p>

8-9		 <p>8-9-1</p>	 <p>8-9-2</p>	2
-----	---	--	---	---


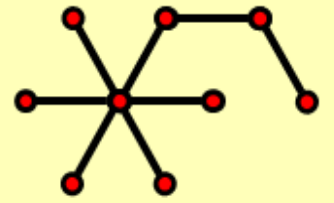
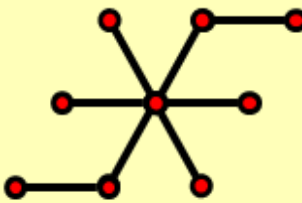
3.8.1.4. Matchstick graphs with $|E|=8$, $F=1$, $|V|=9$, $\Delta=5$


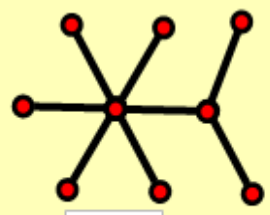
8-10		 <p>8-10-1</p>	 <p>8-10-2</p>	 <p>8-10-3</p>	3
------	---	---	--	---	---

8-11		 <p>8-11-1</p>	 <p>8-11-2</p>	 <p>8-11-3</p>	3
------	---	--	---	--	---


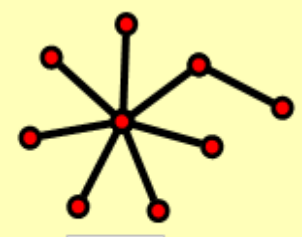
8-12		 <p>8-12-1</p>	1
------	---	---	---

3.8.1.5. Matchstick graphs with $|E|=8$, $F=1$, $|V|=9$, $\Delta=6$


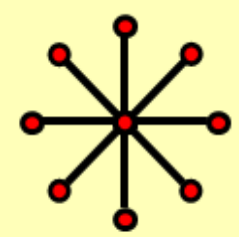
8-13		 <p>8-13-1</p>	 <p>8-13-2</p>	2
------	---	---	--	---

8-14		 <p data-bbox="446 414 542 459">8-14-1</p>
------	---	---

3.8.1.6. Matchstick graphs with $|E|=8$, $F=1$, $|V|=9$, $\Delta=7$


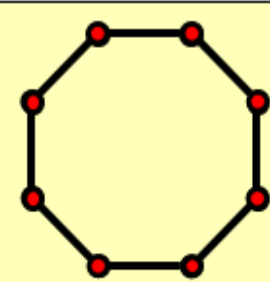
8-15		 <p data-bbox="462 795 558 840">8-15-1</p>
------	---	---

3.8.1.7. Matchstick graphs with $|E|=8$, $F=1$, $|V|=9$, $\Delta=8$

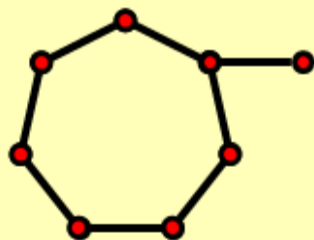
8-16		 <p data-bbox="462 1198 558 1243">8-16-1</p>
------	---	--

3.8.2. Matchstick graphs with $|E|=8$, $F=2$, $|V|=8$

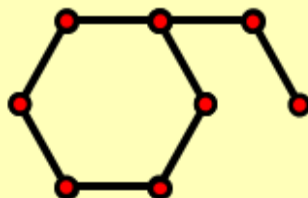
3.8.2.1. Matchstick graphs with $|E|=8$, $F=2$, $|V|=8$, $\Delta=2$

8-17		 <p data-bbox="494 1691 590 1736">8-17-1</p>
------	---	---

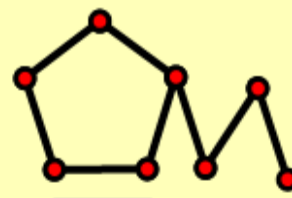
3.8.2.2. Matchstick graphs with $|E|=8$, $F=2$, $|V|=8$, $\Delta=3$



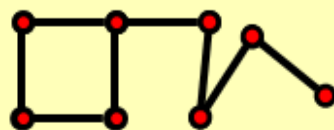
8-18-1



8-18-2



8-18-3



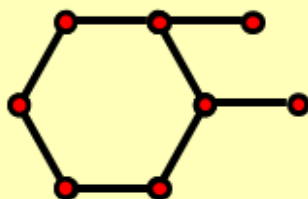
8-18-4



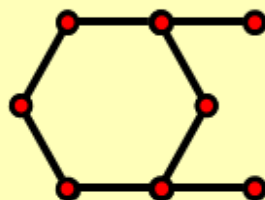
8-18-5

8-18

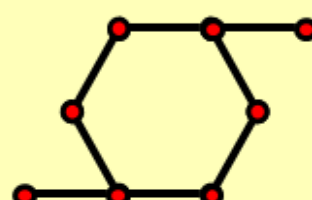
5



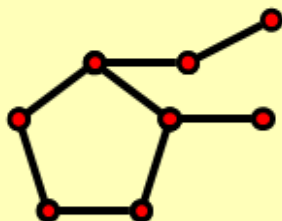
8-19-1



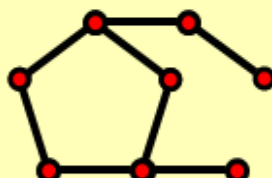
8-19-2



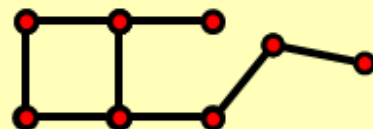
8-19-3



8-19-4



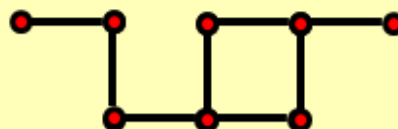
8-19-5



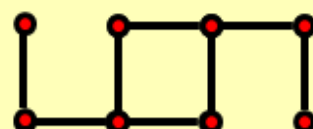
8-19-6



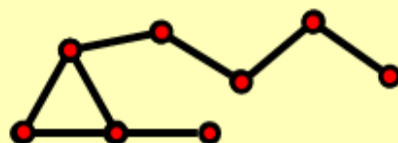
8-19-7



8-19-8



8-19-9



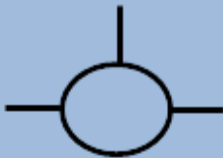
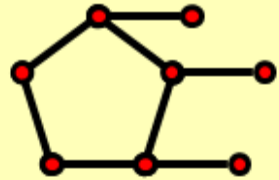
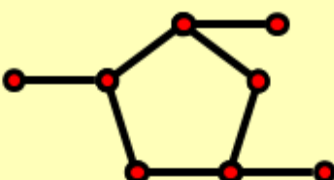
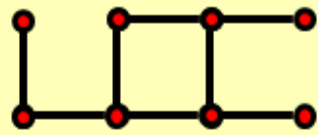
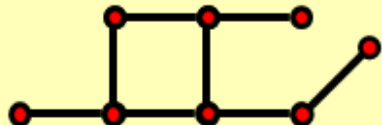

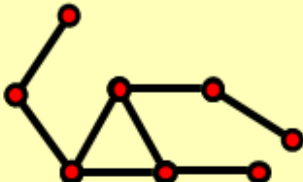
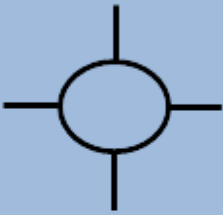
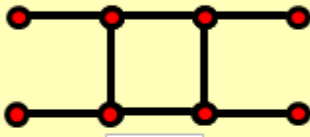

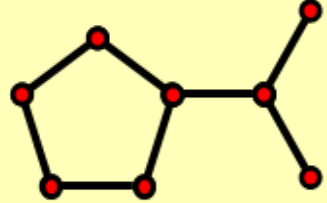
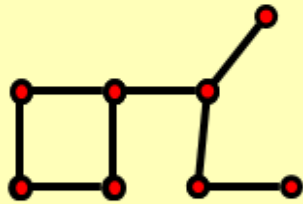
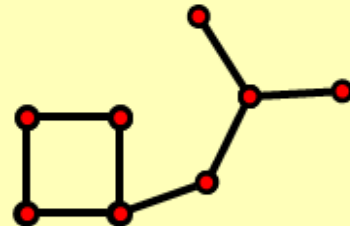
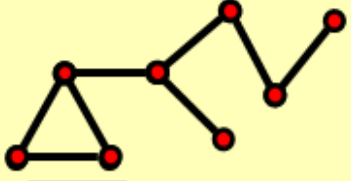
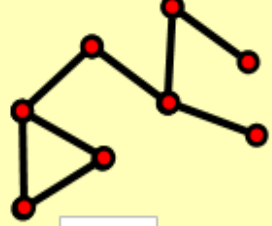

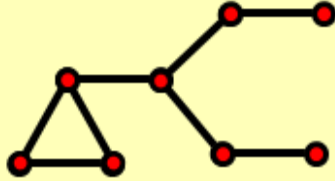
8-19-10



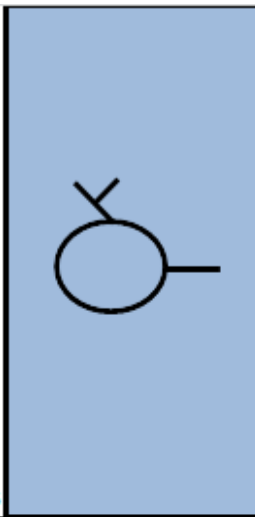
8-19-11

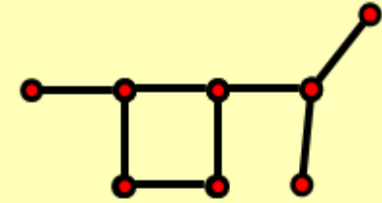
8-19

11

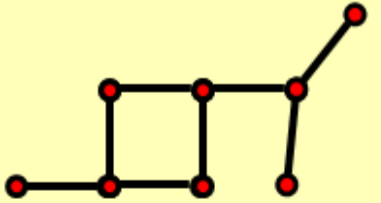
8-20		<div style="display: flex; justify-content: space-around;"> <div style="text-align: center;">  <p>8-20-1</p> </div> <div style="text-align: center;">  <p>8-20-2</p> </div> <div style="text-align: center;">  <p>8-20-3</p> </div> </div> <div style="display: flex; justify-content: space-around; margin-top: 20px;"> <div style="text-align: center;">  <p>8-20-4</p> </div> <div style="text-align: center;">  <p>8-20-5</p> </div> <div style="text-align: center;">  <p>8-20-6</p> </div> </div>	6
8-21		<div style="text-align: center;">  <p>8-21-1</p> </div>	1
8-22		<div style="display: flex; justify-content: space-around;"> <div style="text-align: center;">  <p>8-22-1</p> </div> <div style="text-align: center;">  <p>8-22-2</p> </div> <div style="text-align: center;">  <p>8-22-3</p> </div> </div> <div style="display: flex; justify-content: space-around; margin-top: 20px;"> <div style="text-align: center;">  <p>8-22-4</p> </div> <div style="text-align: center;">  <p>8-22-5</p> </div> <div style="text-align: center;">  <p>8-22-6</p> </div> </div> <div style="text-align: center; margin-top: 20px;">  <p>8-22-7</p> </div>	7

8-23

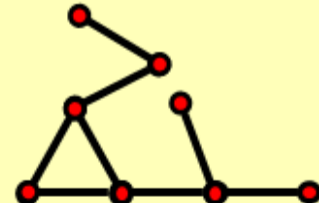




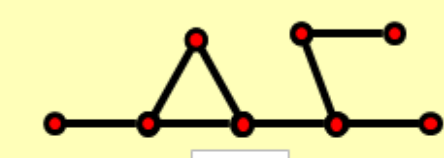
8-23-1



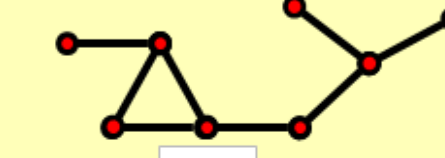
8-23-2



8-23-3

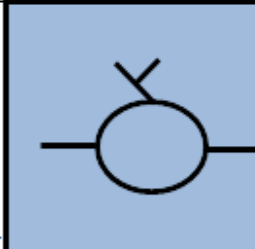


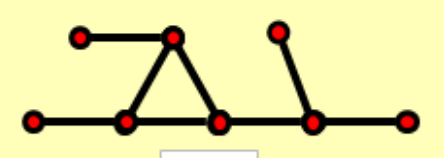
8-23-4



8-23-5

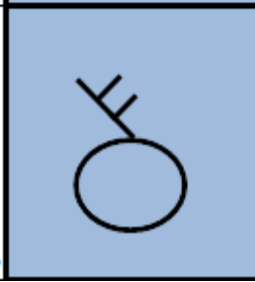
8-24

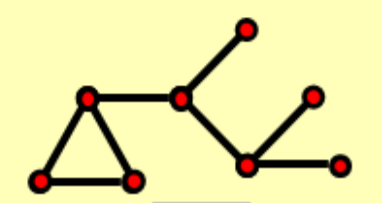




8-24-1

8-25

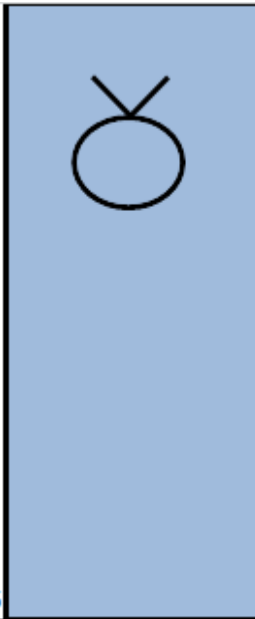


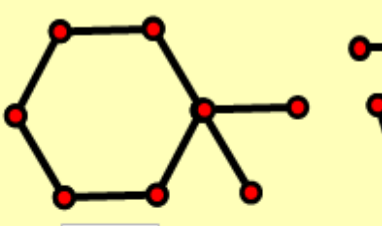


8-25-1

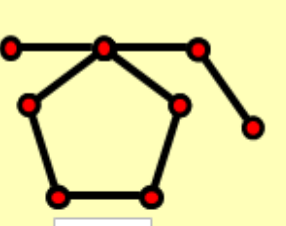
3.8.2.3. Matchstick graphs with $|E|=8$, $F=2$, $|V|=8$, $\Delta=4$

8-26

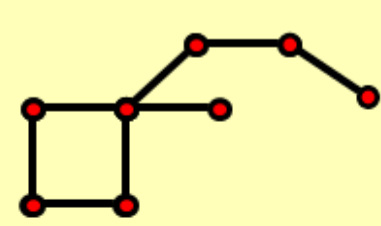




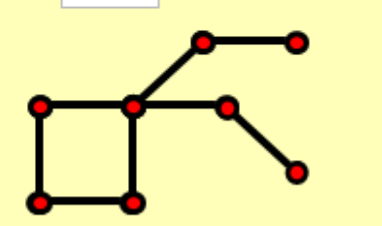
8-26-1



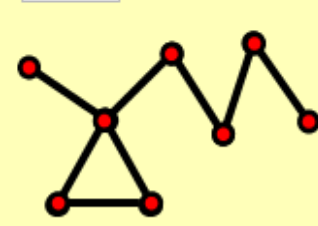
8-26-2



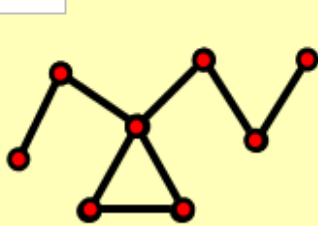
8-26-3



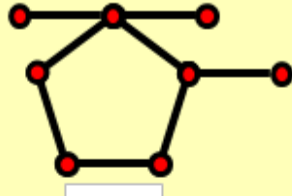
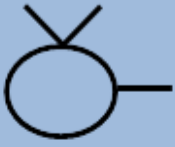
8-26-4



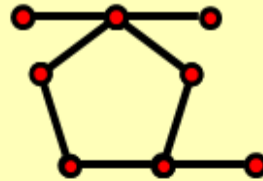
8-26-5



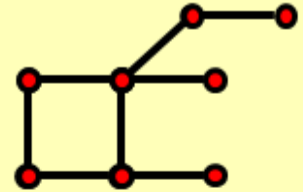
8-26-6



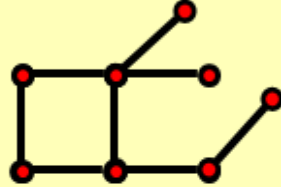
8-27-1



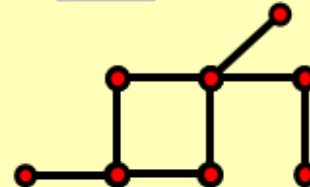
8-27-2



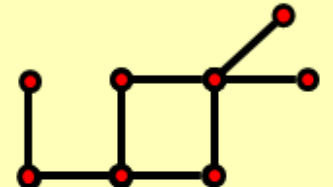
8-27-3



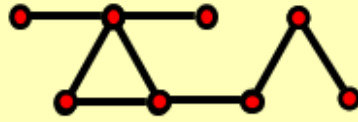
8-27-4



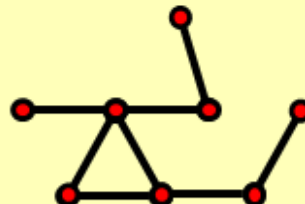
8-27-5



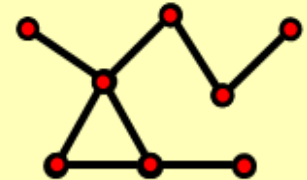
8-27-6



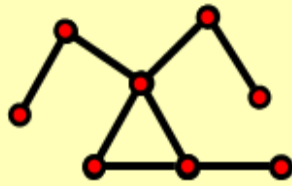
8-27-7



8-27-8



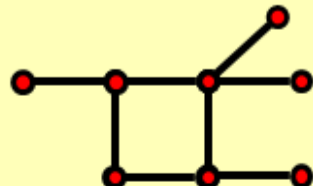
8-27-9



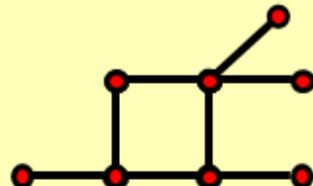
8-27-10

8-27

10



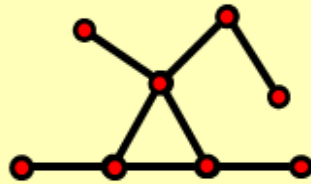
8-28-1



8-28-2



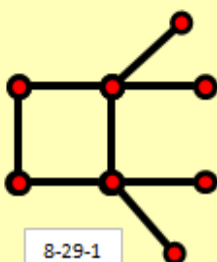
8-28-3



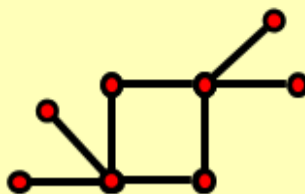
8-28-4

8-28

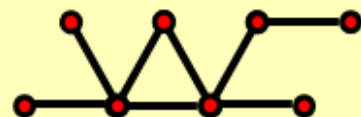
4



8-29-1




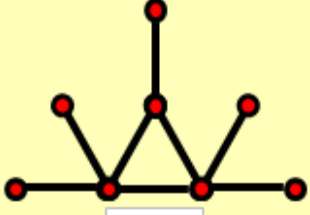

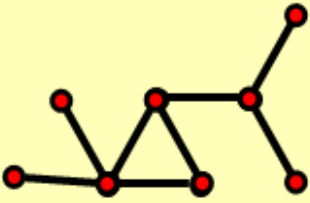

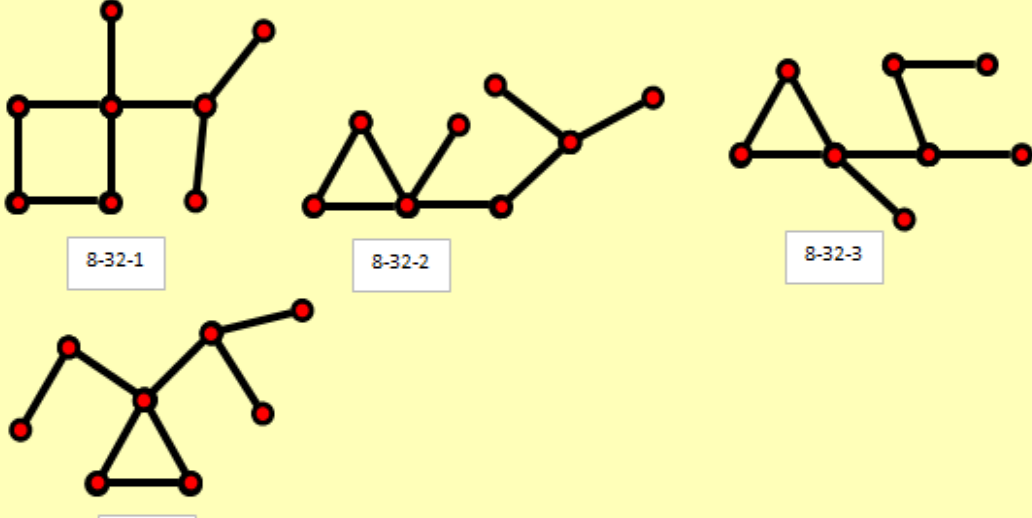
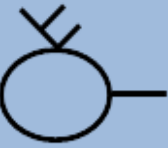
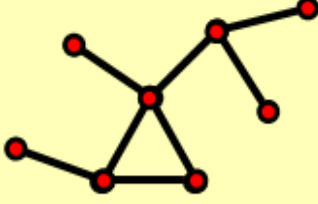

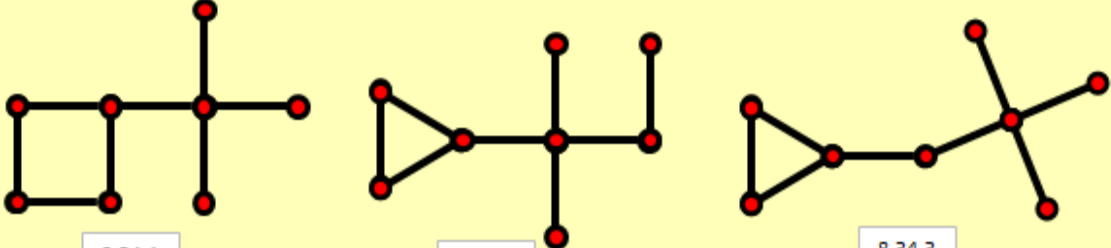
8-29-2


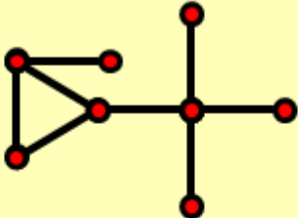



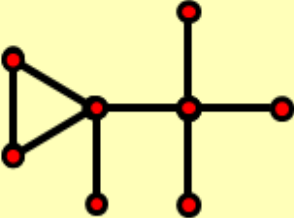
8-29-3

8-29


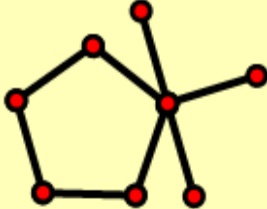
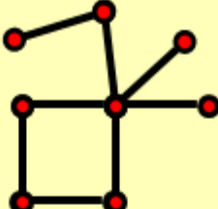
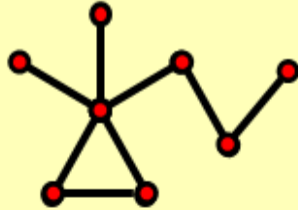
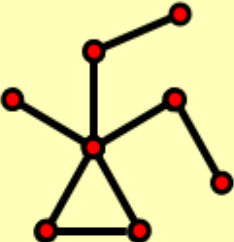
3

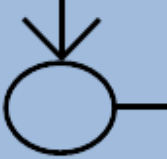
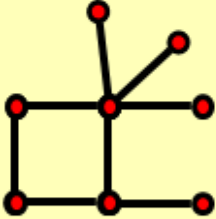
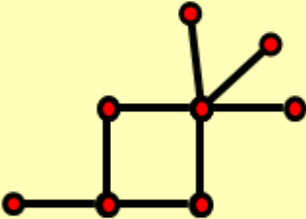
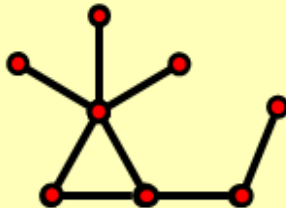
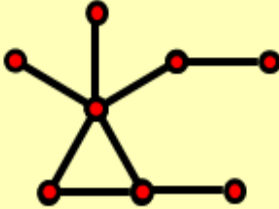
8-30		 <p>8-30-1</p>	1
8-31		 <p>8-31-1</p>	1
8-32		 <p>8-32-1 8-32-2 8-32-3</p> <p>8-32-4</p>	4
8-33		 <p>8-33-1</p>	1
8-34		 <p>8-34-1 8-34-2 8-34-3</p>	3


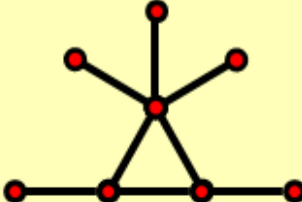

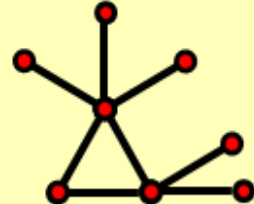

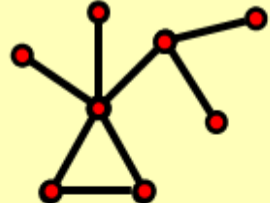

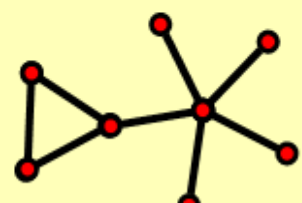
8-35		 <p data-bbox="448 383 544 427">8-35-1</p>	1
------	---	---	---

8-36		 <p data-bbox="448 728 544 772">8-36-1</p>	1
------	---	---	---


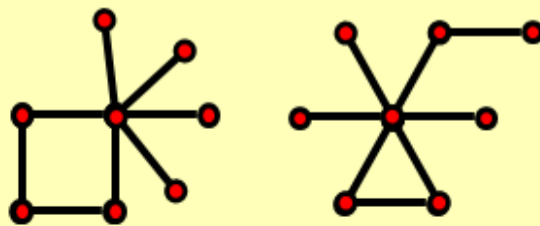

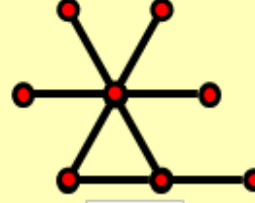
3.8.2.4. Matchstick graphs with $|E|=8$, $F=2$, $|V|=8$, $\Delta=5$

8-37		 <p data-bbox="448 1122 544 1167">8-37-1</p>  <p data-bbox="791 1122 887 1167">8-37-2</p>  <p data-bbox="1110 1122 1206 1167">8-37-3</p>  <p data-bbox="448 1444 544 1489">8-37-4</p>	4
------	---	--	---


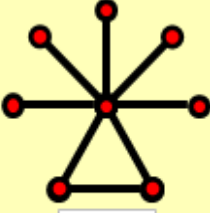
8-38		 <p data-bbox="448 1753 544 1798">8-38-1</p>  <p data-bbox="767 1753 863 1798">8-38-2</p>  <p data-bbox="1110 1753 1206 1798">8-38-3</p>  <p data-bbox="448 2045 544 2089">8-38-4</p>	4
------	---	---	---

8-39		 <p>8-39-1</p>	1
8-40		 <p>8-40-1</p>	1
8-41		 <p>8-41-1</p>	1
8-42		 <p>8-42-1</p>	1

3.8.2.5. Matchstick graphs with $|E|=8$, $F=2$, $|V|=8$, $\Delta=6$


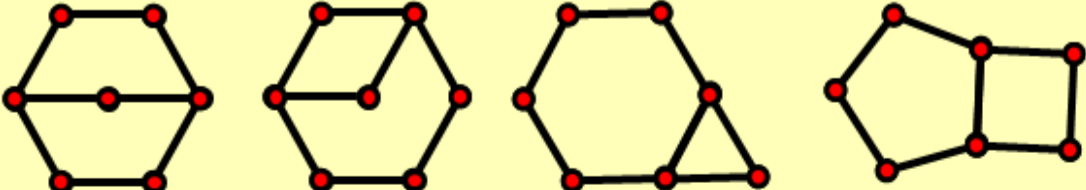
8-43		 <p>8-43-1 8-43-2</p>	2
8-44		 <p>8-44-1</p>	1


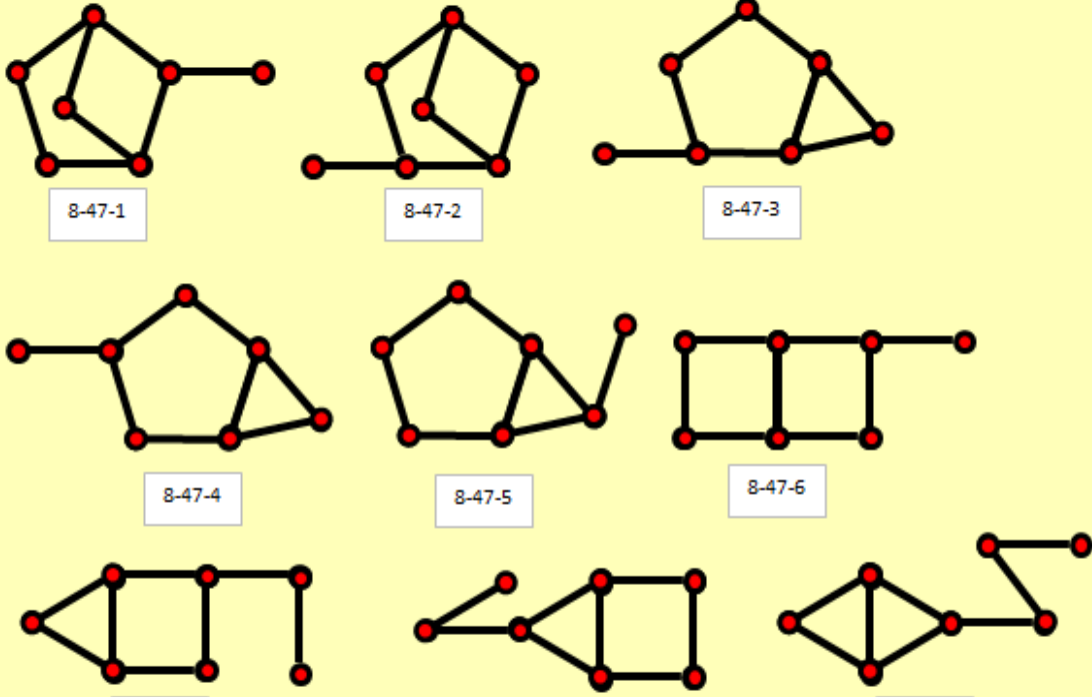
3.8.2.6. Matchstick graphs with $|E|=8, F=2, |V|=8, \Delta=7$


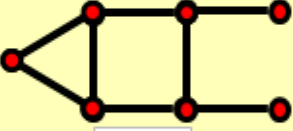
	 <p>8-45-1</p>
---	---


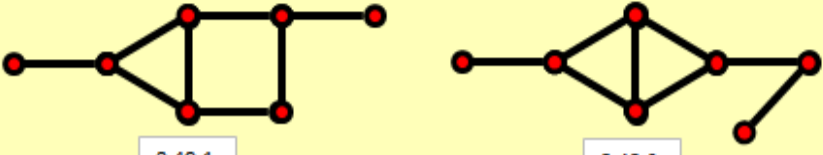
3.8.3. Matchstick graphs with $|E|=8, F=3, |V|=7$


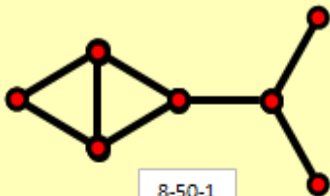
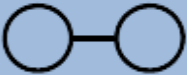
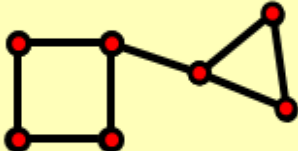

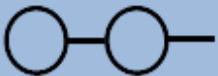
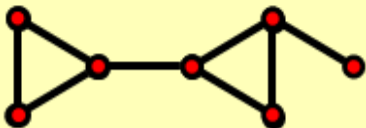
3.8.3.1. Matchstick graphs with $|E|=8, F=3, |V|=7, \Delta=3$

	 <p>8-46-1 8-46-2 8-46-3 8-46-4</p>
---	--


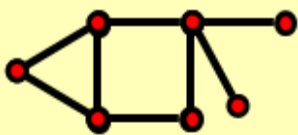
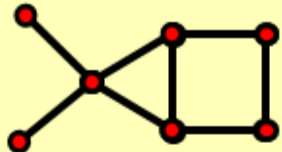
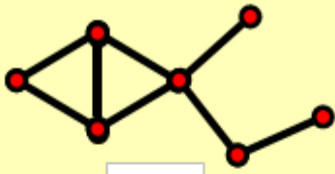

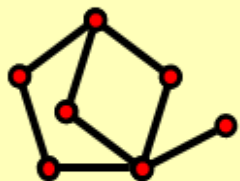
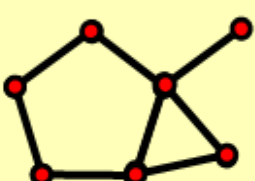
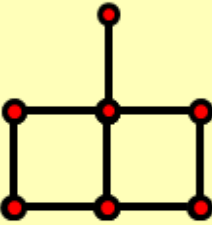
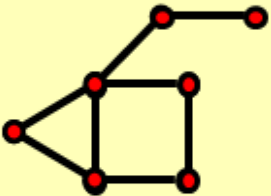
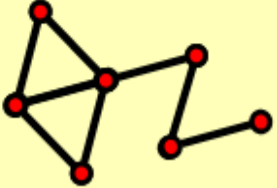
	 <p>8-47-1 8-47-2 8-47-3</p> <p>8-47-4 8-47-5 8-47-6</p> <p>8-47-7 8-47-8 8-47-9</p>
---	---

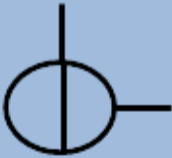
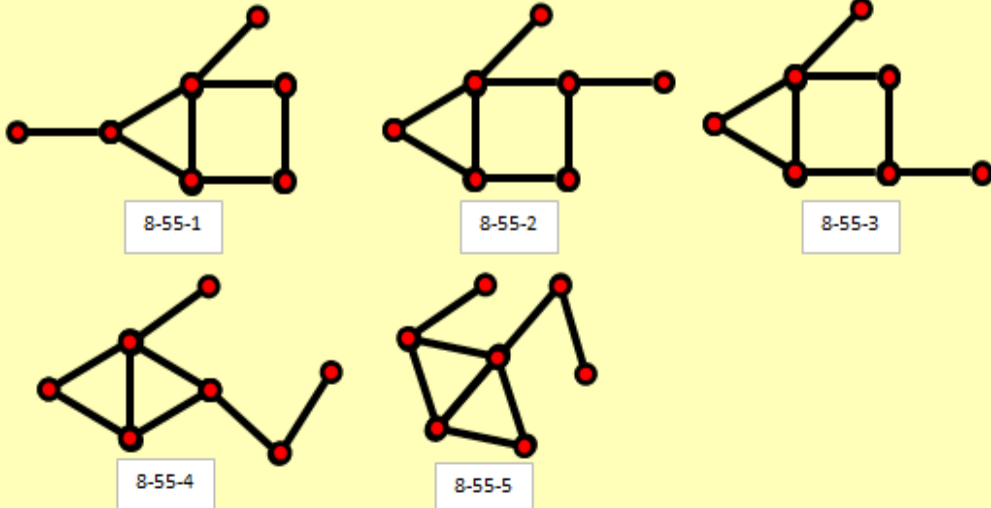
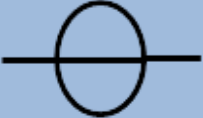
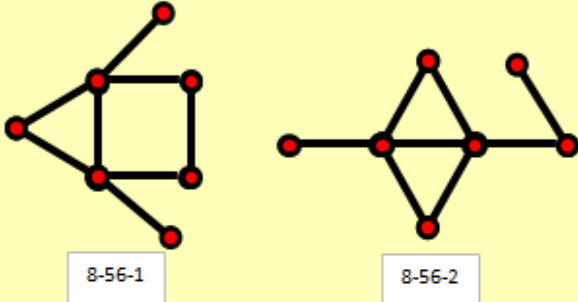
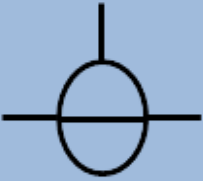
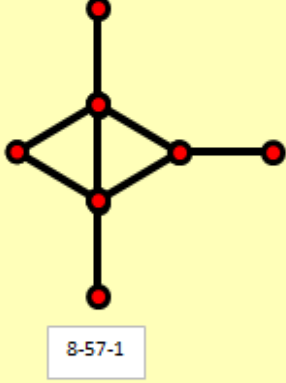

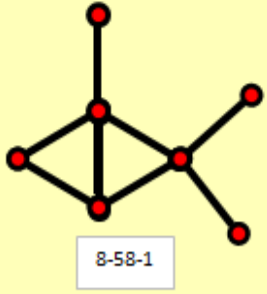

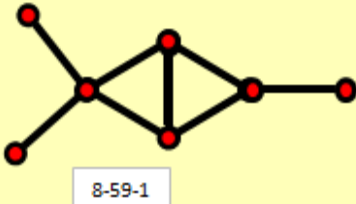
	 <p>8-48-1</p>
---	---


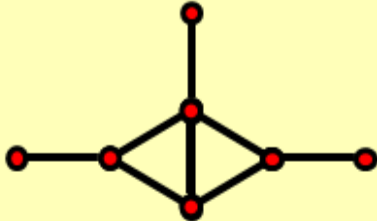

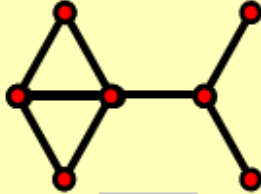

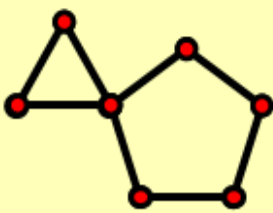
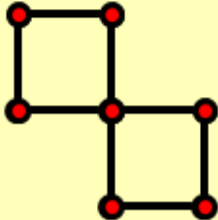

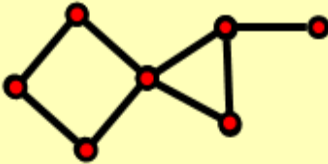
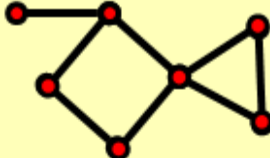
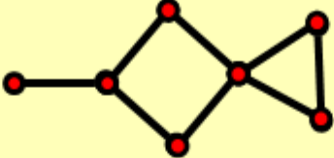


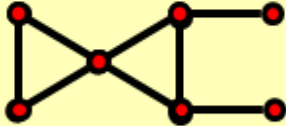


	 <p>8-49-1 8-49-2</p>
---	--


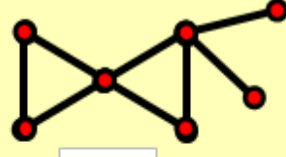

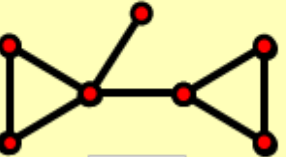
8-50		 <p>8-50-1</p>	1
8-51		 <p>8-51-1</p>  <p>8-51-2</p>	2
8-52		 <p>8-52-1</p>	1

3.8.3.2. Matchstick graphs with $|E|=8$, $F=3$, $|V|=7$, $\Delta=4$


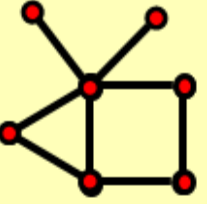
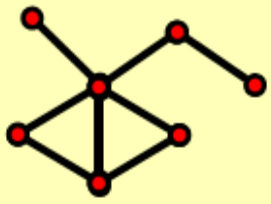

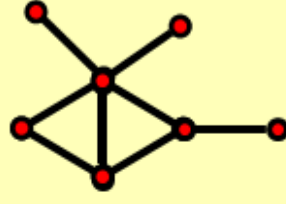

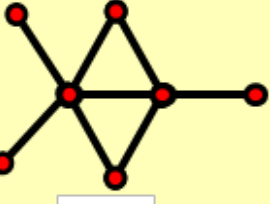



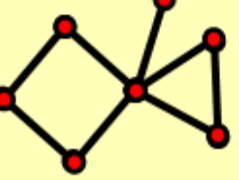

8-53		 <p>8-53-1</p>  <p>8-53-2</p>  <p>8-53-3</p>	3
8-54		 <p>8-54-1</p>  <p>8-54-2</p>  <p>8-54-3</p>  <p>8-54-4</p>  <p>8-54-5</p>	5


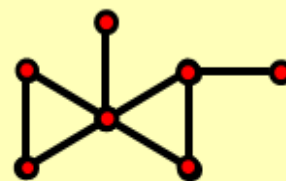
8-55			5
8-56			2
8-57			1
8-58			1
8-59			1

8-60		 <p>8-60-1</p>	1
8-61		 <p>8-61-1</p>	1
8-62		 <p>8-62-1</p>  <p>8-62-2</p>	2
8-63		 <p>8-63-1</p>  <p>8-63-2</p>  <p>8-63-3</p>  <p>8-63-4</p>	4
8-64		 <p>8-64-1</p>	1
8-65		 <p>8-65-1</p>	1


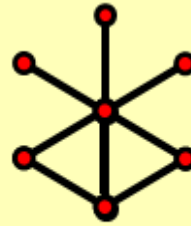
8-66		 <div data-bbox="454 313 550 369">8-66-1</div>	1
8-67		 <div data-bbox="470 548 566 604">8-67-1</div>	1


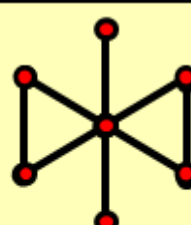
3.8.3.3. Matchstick graphs with $|E|=8$, $F=3$, $|V|=7$, $\Delta=5$

8-68		 <div data-bbox="470 907 566 963">8-68-1</div>  <div data-bbox="742 907 837 963">8-68-2</div>	2
8-69		 <div data-bbox="454 1198 550 1254">8-69-1</div>	1
8-70		 <div data-bbox="454 1512 550 1568">8-70-1</div>	1
8-71		 <div data-bbox="470 1758 566 1814">8-71-1</div>	1
8-72		 <div data-bbox="470 2049 566 2105">8-72-1</div>  <div data-bbox="742 2049 837 2105">8-72-2</div>	2

8-73		 <p data-bbox="446 336 542 392">8-73-1</p>	1
------	---	---	---


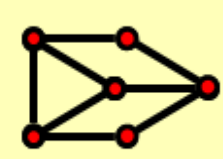
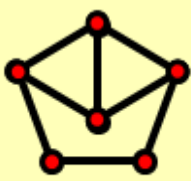
3.8.3.4. Matchstick graphs with $|E|=8$, $F=3$, $|V|=7$, $\Delta=6$


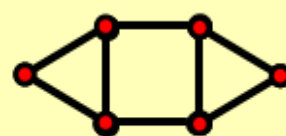
8-74		 <p data-bbox="446 716 542 772">8-74-1</p>	1
------	---	---	---

8-75		 <p data-bbox="446 1008 542 1064">8-75-1</p>	1
------	--	--	---


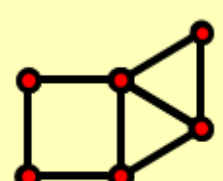
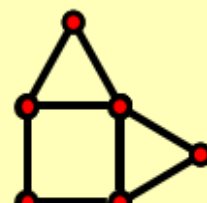
3.8.4. Matchstick graphs with $|E|=8$, $F=4$, $|V|=6$


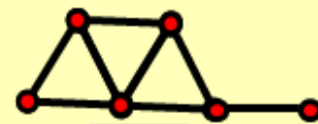

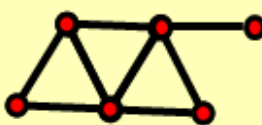

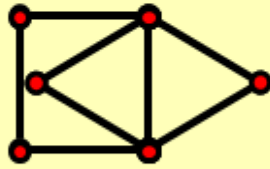

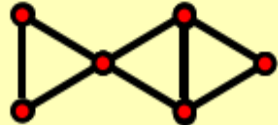
3.8.4.1. Matchstick graphs with $|E|=8$, $F=4$, $|V|=6$, $\Delta=3$

8-76		 <p data-bbox="446 1411 542 1467">8-76-1</p>	 <p data-bbox="734 1411 829 1467">8-76-2</p>	2
------	---	---	---	---


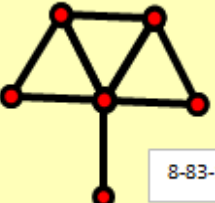

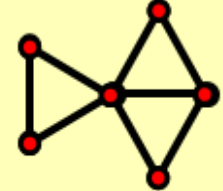
8-77		 <p data-bbox="446 1635 542 1691">8-77-1</p>	1
------	---	---	---

3.8.4.2. Matchstick graphs with $|E|=8$, $F=4$, $|V|=6$, $\Delta=4$

8-78		 <p data-bbox="446 1993 542 2049">8-78-1</p>	 <p data-bbox="734 1993 829 2049">8-78-2</p>	2
------	---	---	---	---

8-79		 <p data-bbox="470 302 566 347">8-79-1</p>	1
8-80		 <p data-bbox="470 537 566 582">8-80-1</p>	1
8-81		 <p data-bbox="470 795 566 840">8-81-1</p>	1
8-82		 <p data-bbox="470 1041 566 1086">8-82-1</p>	1



3.8.4.3. Matchstick graphs with $|E|=8$, $F=4$, $|V|=6$, $\Delta=5$

8-83		 <p data-bbox="534 1355 630 1400">8-83-1</p>	1
8-84		 <p data-bbox="470 1646 566 1691">8-84-1</p>	1

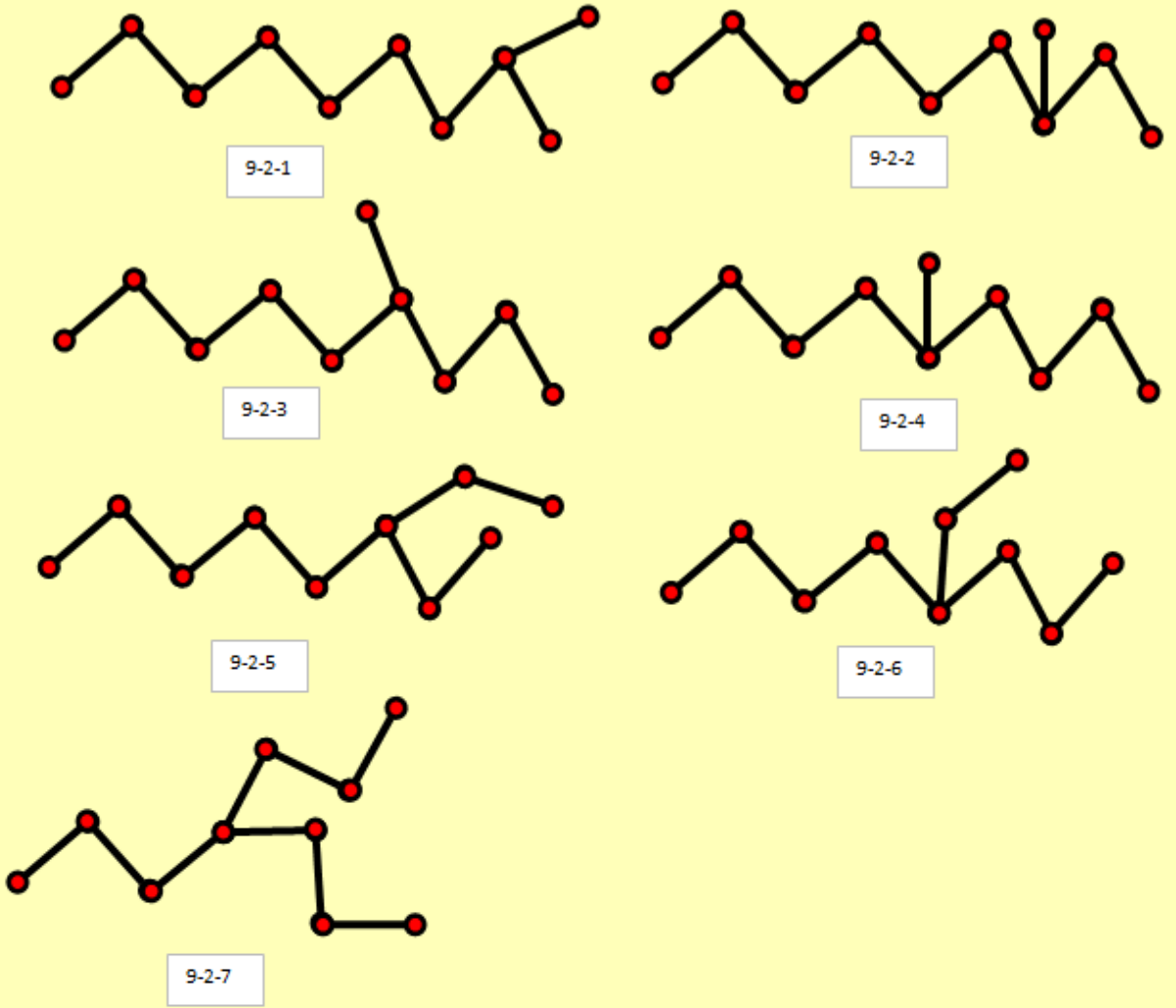
3.9. Matchstick graphs with $|E|=9$

3.9.1. Matchstick graphs with $|E|=9$, $F=1$, $|V|=10$

3.9.1.1. Matchstick graphs with $|E|=9$, $F=1$, $|V|=10$, $\Delta=2$

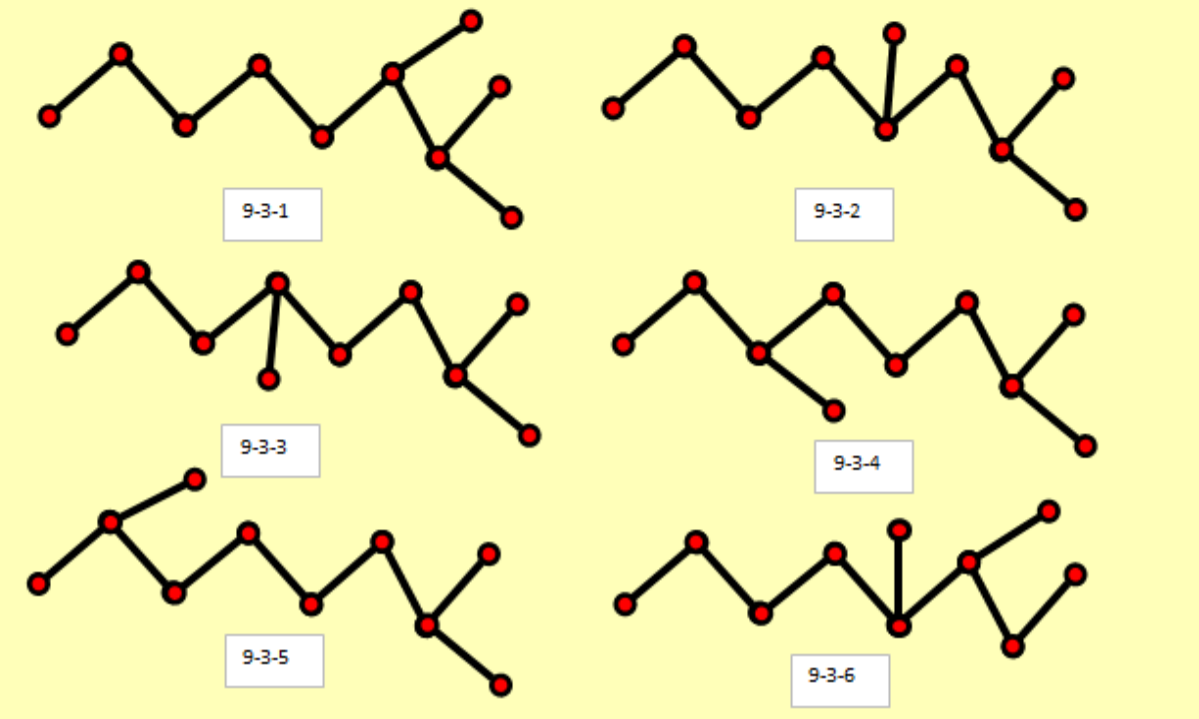
9-1		 <p data-bbox="614 2083 694 2116">9-1-1</p>	1
-----	---	--	---

3.9.1.2. Matchstick graphs with $|E|=9$, $F=1$, $|V|=10$, $\Delta=3$



9-2

7

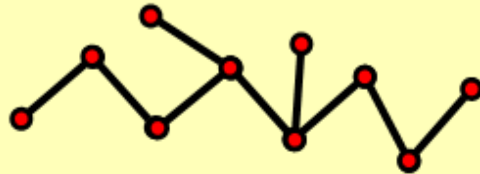




9-3-7



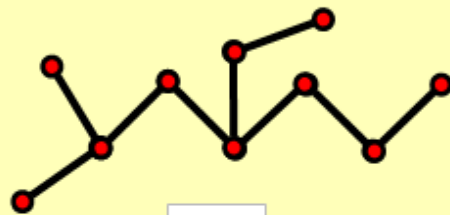
9-3-8



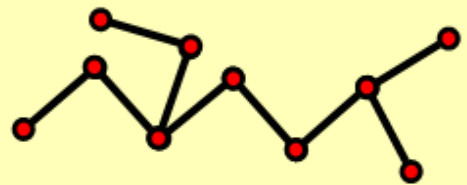
9-3-9



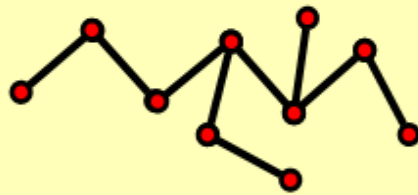
9-3-10



9-3-11



9-3-12



9-3-13



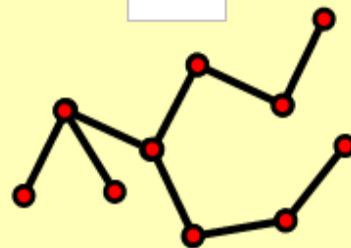
9-3-14



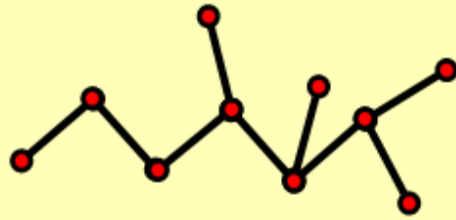
9-3-15



9-3-16



9-3-17



9-4-1



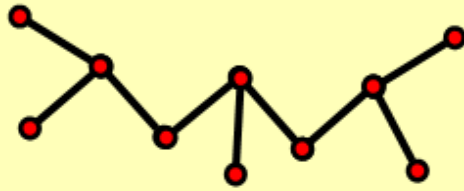
9-4-2



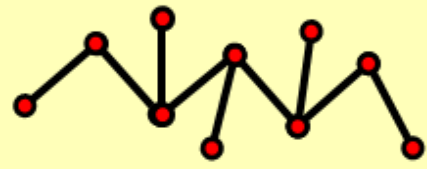
9-4-3



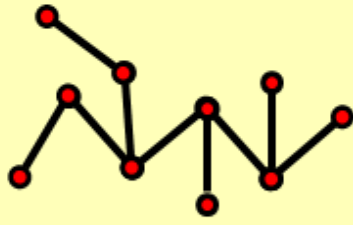
9-4-4



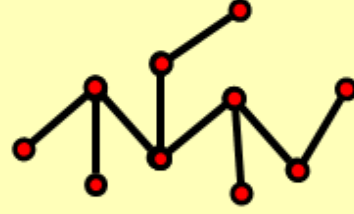
9-4-5



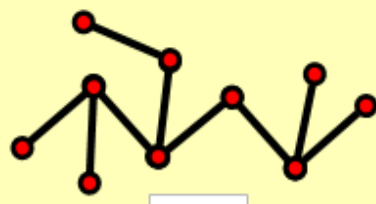
9-4-6



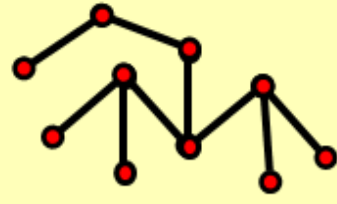
9-4-7



9-4-8



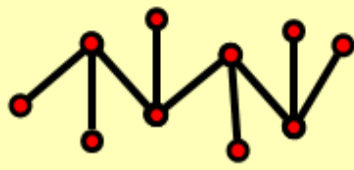
9-4-9



9-4-10

9-4

10

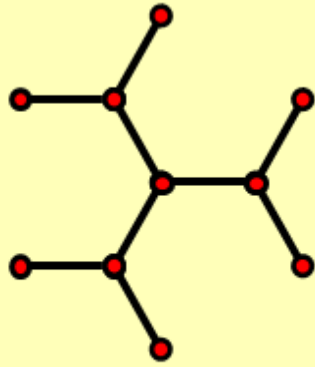
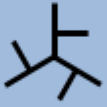


9-5-1

9-5

1

9-6

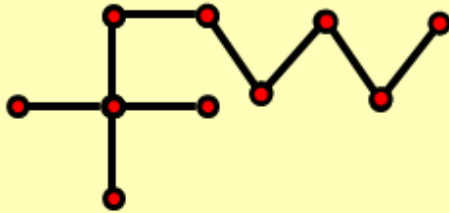


9-6-1

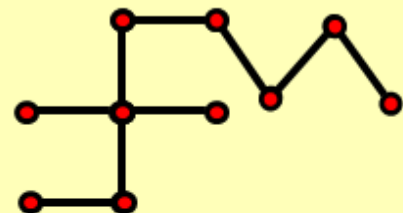
1

3.9.1.3. Matchstick graphs with $|E|=9, F=1, |V|=10, \Delta=4$

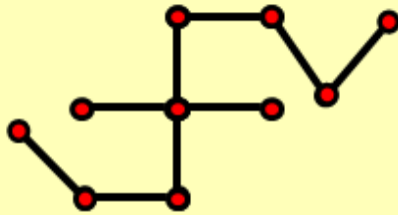
9-7



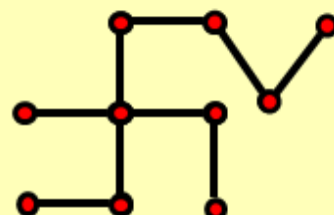
9-7-1



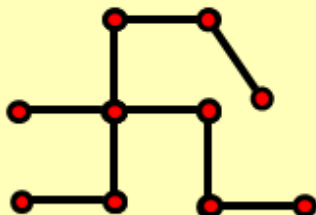
9-7-2



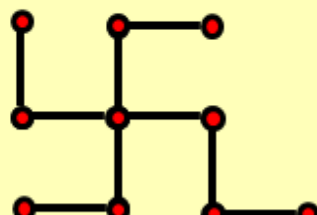
9-7-3



9-7-4

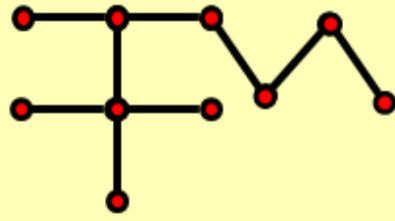


9-7-5

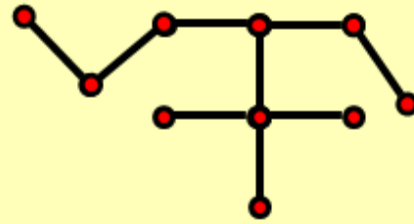


9-7-6

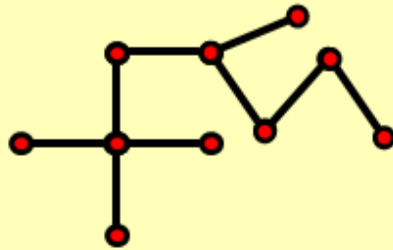
6



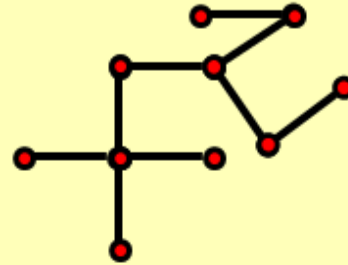
9-8-1



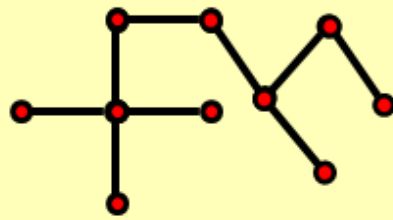
9-8-2



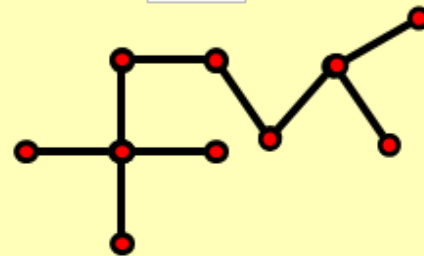
9-8-3



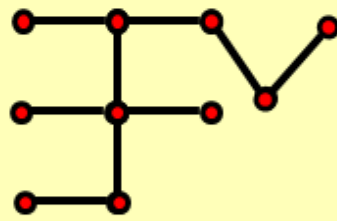
9-8-4



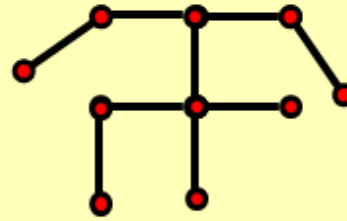
9-8-5



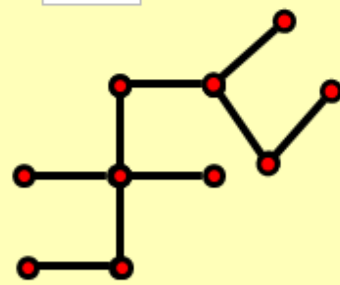
9-8-6



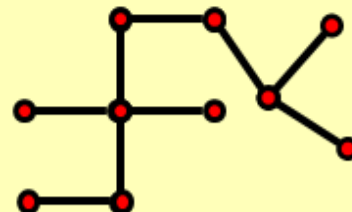
9-8-7



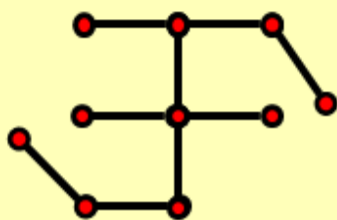
9-8-8



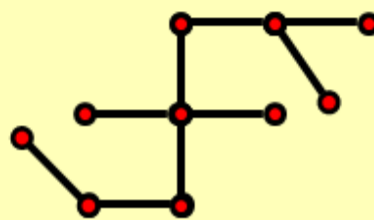
9-8-9



9-8-10

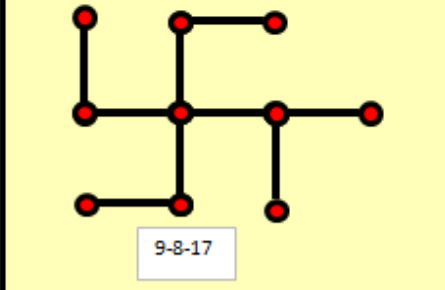
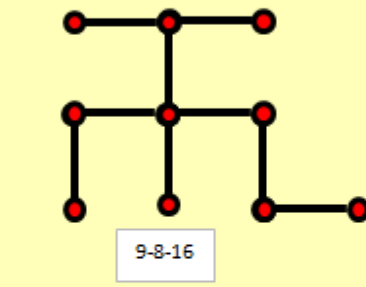
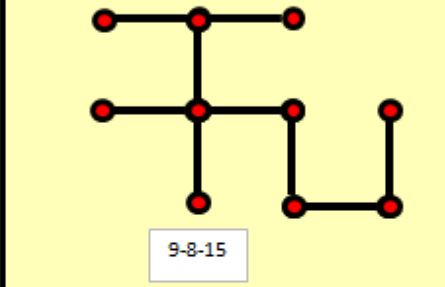
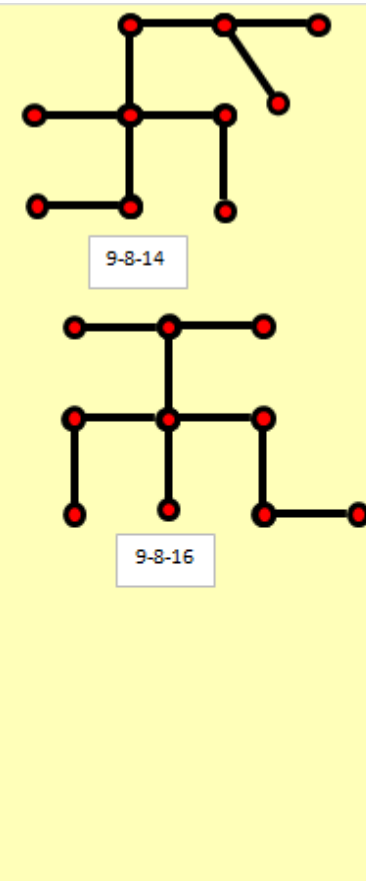
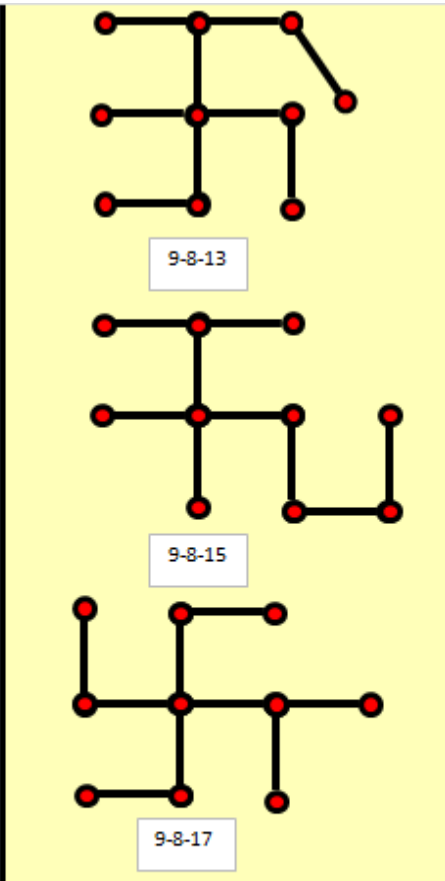
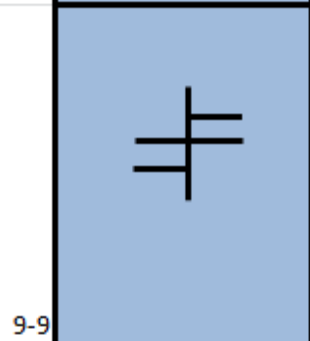


9-8-11



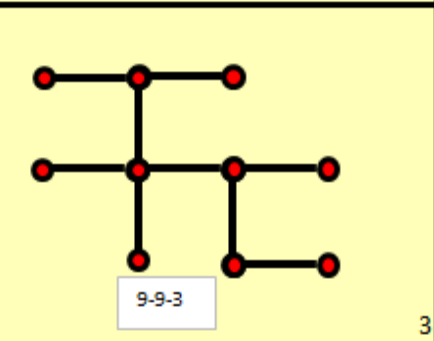
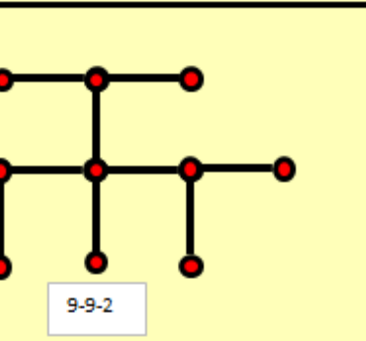
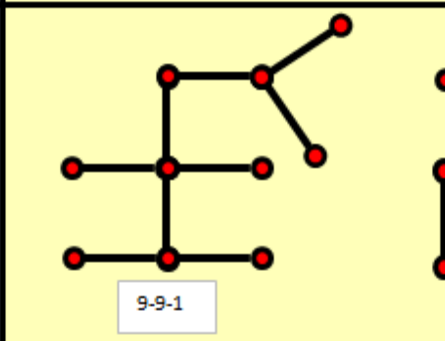

9-8-12

9-8



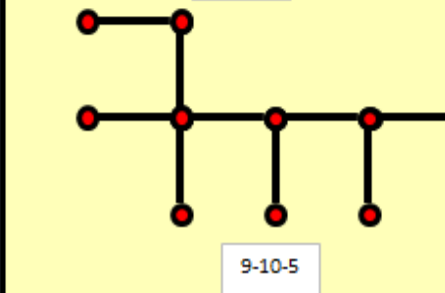
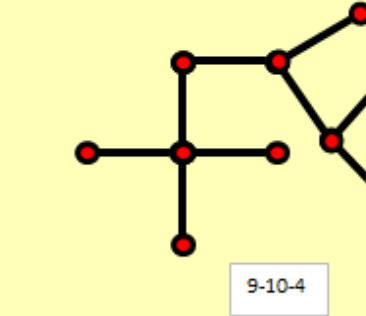
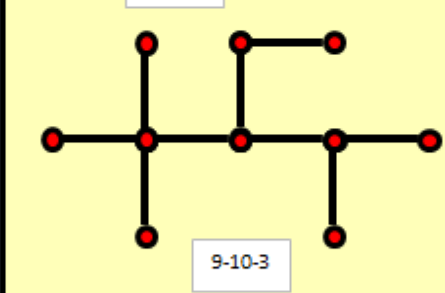
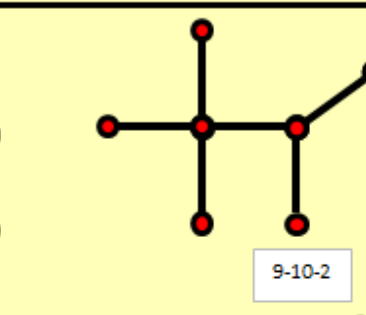
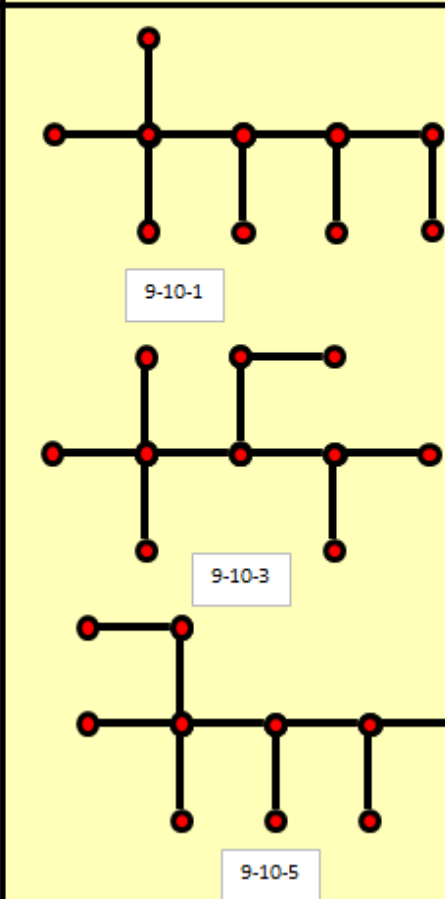
17

9-9


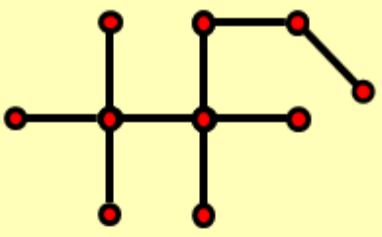
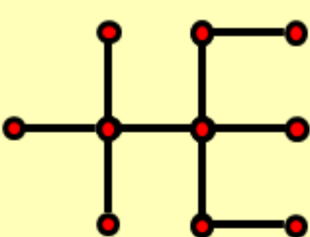
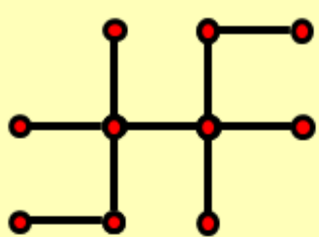
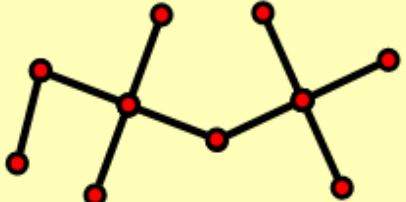




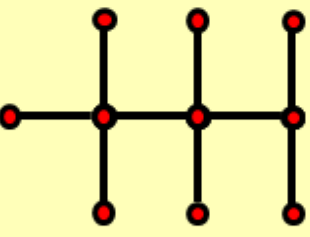
3


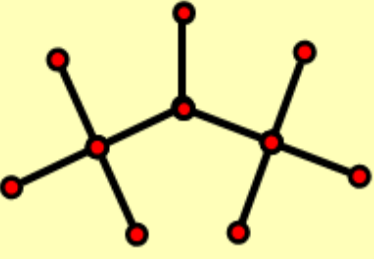
9-10





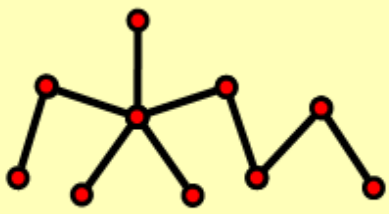
5

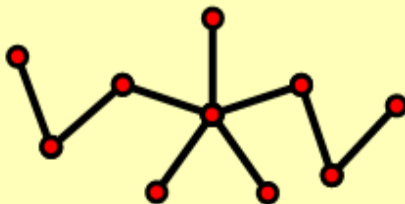

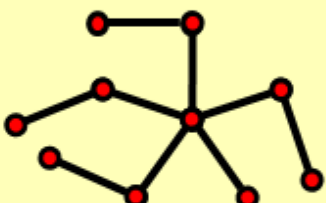

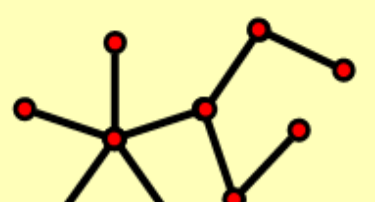
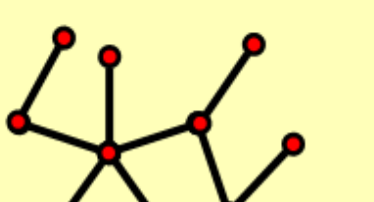
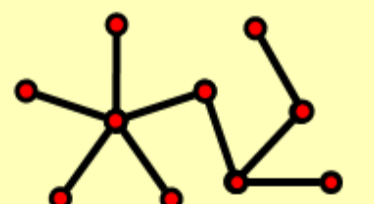

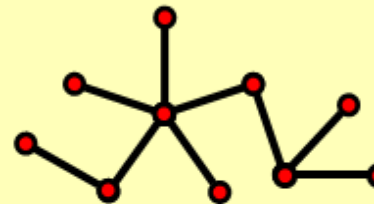
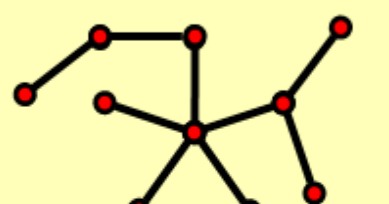
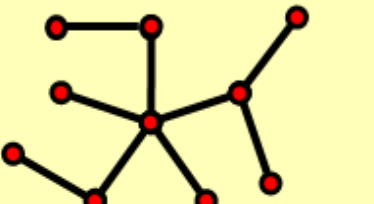
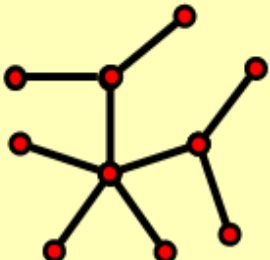
<p>9-11</p> 	 <p>9-11-1</p>  <p>9-11-2</p>  <p>9-11-3</p>  <p>9-11-4</p>  <p>9-11-5</p>
---	---


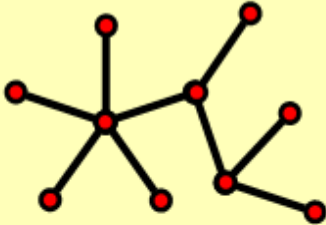

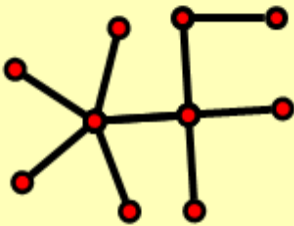
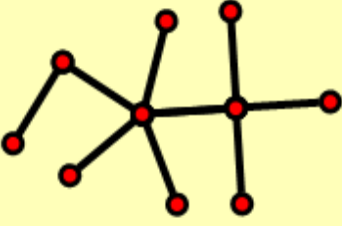
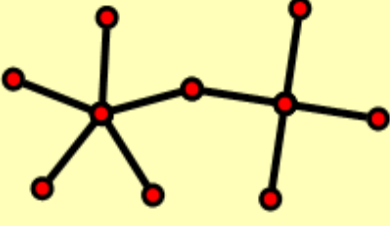

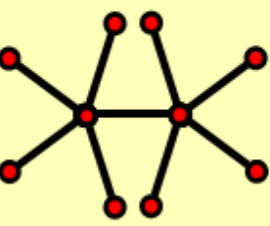
<p>9-12</p> 	 <p>9-12-1</p>
--	--

<p>9-13</p> 	 <p>9-13-1</p>
---	---


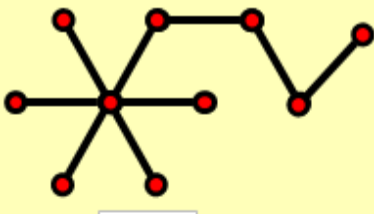
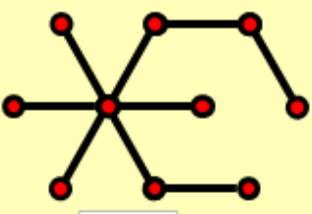
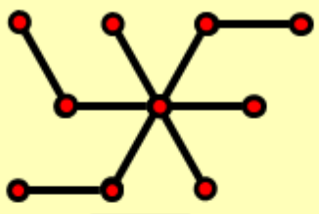

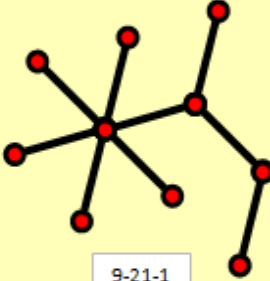
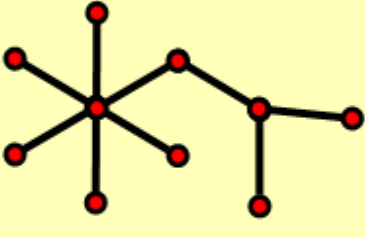
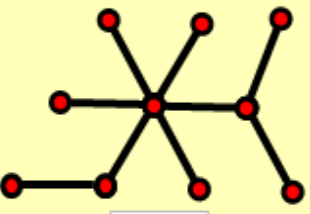

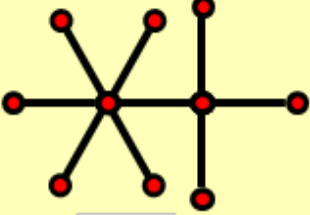
3.9.1.4. Matchstick graphs with $|E|=9$, $F=1$, $|V|=10$, $\Delta=5$

	 <p>9-14-1</p>  <p>9-14-2</p>
---	--


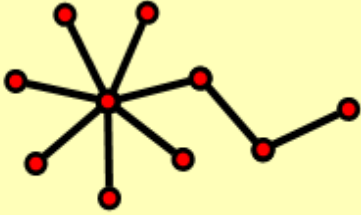
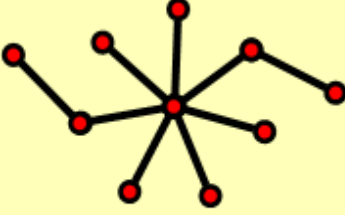
9-14	 <p>9-14-3</p>  <p>9-14-4</p>  <p>9-14-5</p>	5
9-15	 <p>9-15-1</p>  <p>9-15-2</p>  <p>9-15-5</p>  <p>9-15-3</p>  <p>9-15-4</p>  <p>9-15-6</p>  <p>9-15-7</p>  <p>9-15-8</p>	8
9-16	 <p>9-16-1</p>	1


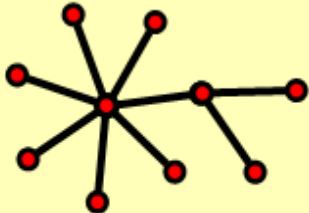
9-17		 <p style="text-align: center;">9-17-1</p>	1
9-18		 <p style="text-align: center;">9-18-1</p>  <p style="text-align: center;">9-18-2</p>  <p style="text-align: center;">9-18-3</p>	3
9-19		 <p style="text-align: center;">9-19-1</p>	1

3.9.1.5. Matchstick graphs with $|E|=9$, $F=1$, $|V|=10$, $\Delta=6$


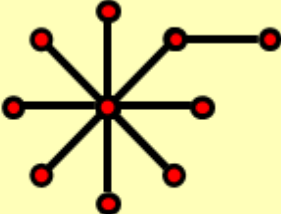
9-20		 <p style="text-align: center;">9-20-1</p>  <p style="text-align: center;">9-20-2</p>  <p style="text-align: center;">9-20-3</p>	3
9-21		 <p style="text-align: center;">9-21-1</p>  <p style="text-align: center;">9-21-2</p>  <p style="text-align: center;">9-21-3</p>	3
9-22		 <p style="text-align: center;">9-22-1</p>	1

3.9.1.6. Matchstick graphs with $|E|=9$, $F=1$, $|V|=10$, $\Delta=7$


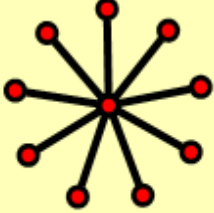
	 <div data-bbox="443 454 544 501" style="border: 1px solid black; padding: 2px; display: inline-block;">9-23-1</div>  <div data-bbox="927 454 1027 501" style="border: 1px solid black; padding: 2px; display: inline-block;">9-23-2</div>
---	---

	 <div data-bbox="507 779 608 826" style="border: 1px solid black; padding: 2px; display: inline-block;">9-24-1</div>
---	---

3.9.1.7. Matchstick graphs with $|E|=9$, $F=1$, $|V|=10$, $\Delta=8$


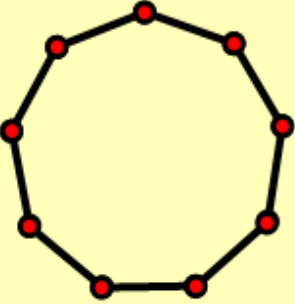
	 <div data-bbox="448 1169 549 1216" style="border: 1px solid black; padding: 2px; display: inline-block;">9-25-1</div>
--	--

3.9.1.8. Matchstick graphs with $|E|=9$, $F=1$, $|V|=10$, $\Delta=9$

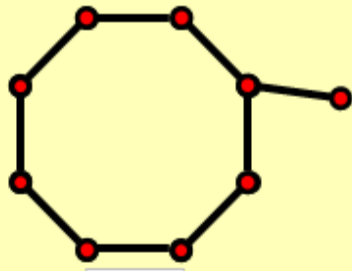
	 <div data-bbox="443 1545 544 1592" style="border: 1px solid black; padding: 2px; display: inline-block;">9-26-1</div>
---	---

3.9.2. Matchstick graphs with $|E|=9$, $F=2$, $|V|=9$

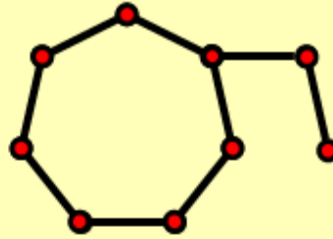
3.9.2.1. Matchstick graphs with $|E|=9$, $F=2$, $|V|=9$, $\Delta=2$

	 <div data-bbox="480 2072 580 2119" style="border: 1px solid black; padding: 2px; display: inline-block;">9-27-1</div>
---	---

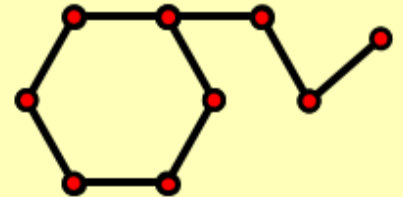
3.9.2.2. Matchstick graphs with $|E|=9$, $F=2$, $|V|=9$, $\Delta=3$



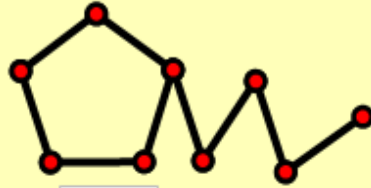
9-28-1



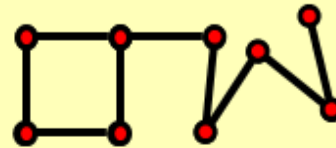
9-28-2



9-28-3



9-28-4



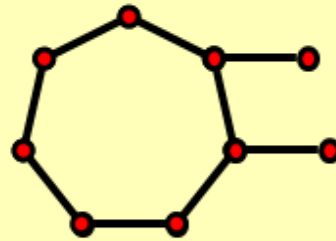
9-28-5



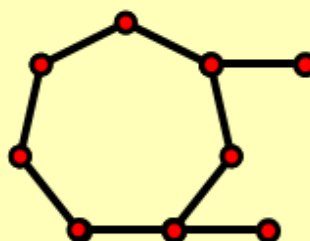
9-28-6

9-28

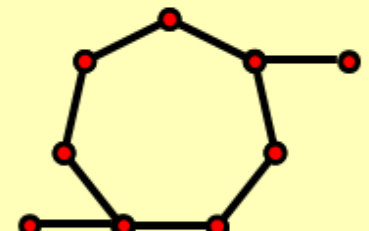
6



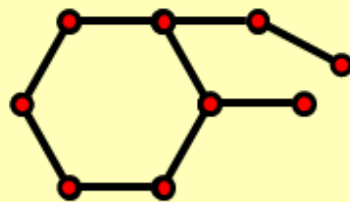
9-29-1



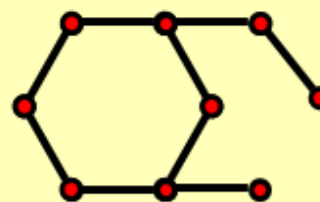
9-29-2



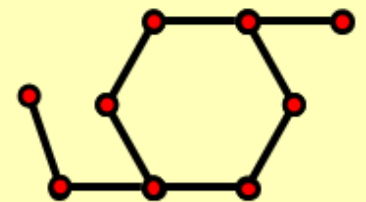
9-29-3



9-29-4



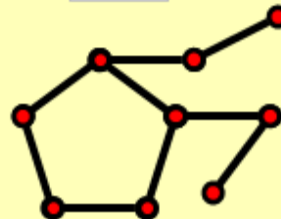
9-29-5



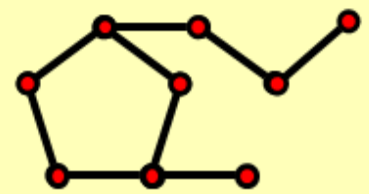
9-29-6



9-29-7

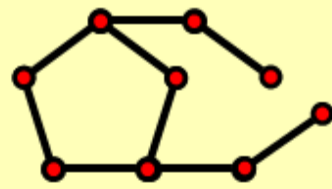


9-29-8

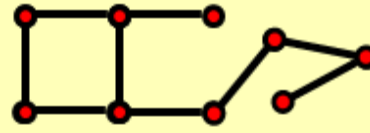


9-29-9

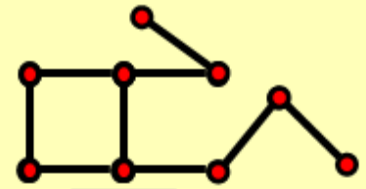
9-29



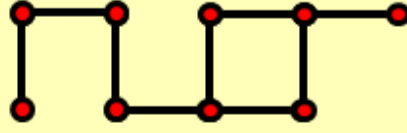
9-29-10



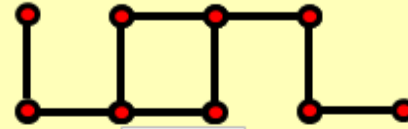
9-29-11



9-29-12



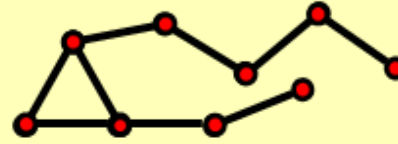
9-29-13



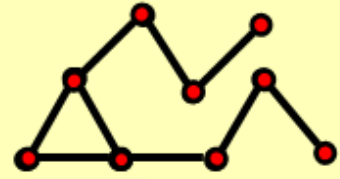
9-29-14



9-29-15

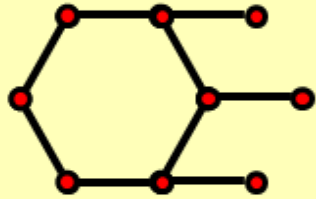
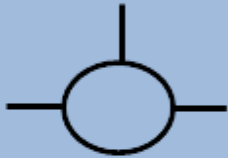


9-29-16

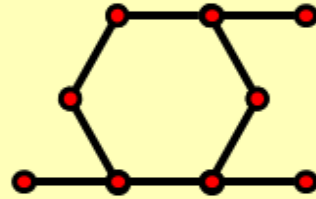


9-29-17

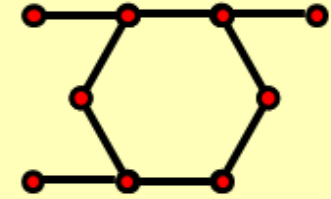
17



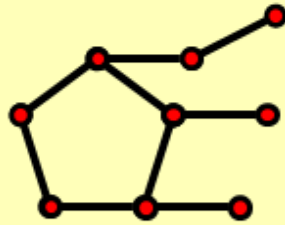
9-30-1



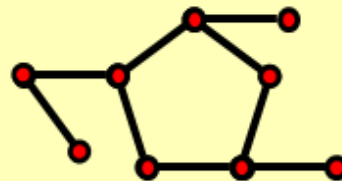
9-30-2



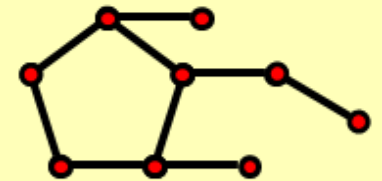
9-30-3



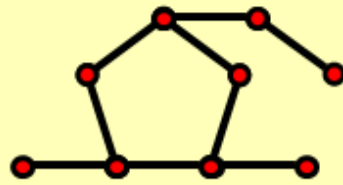
9-30-4



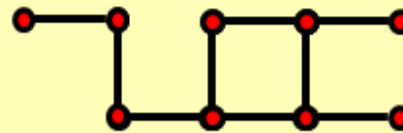
9-30-5



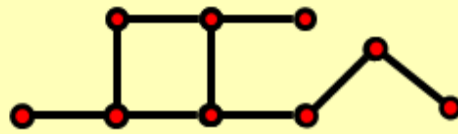
9-30-6



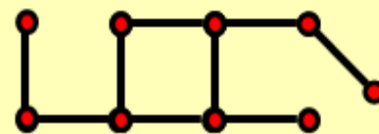
9-30-7



9-30-8

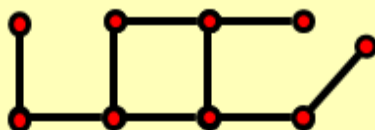


9-30-9



9-30-10

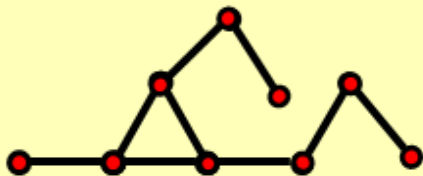
9-30



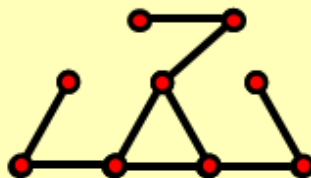
9-30-11



9-30-12



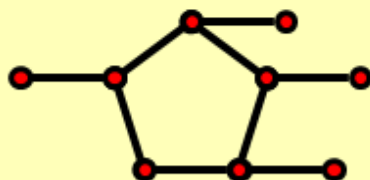
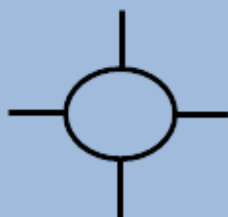
9-30-13



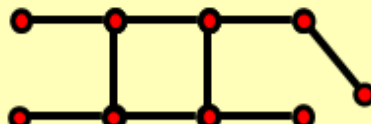
9-30-14

14

9-31

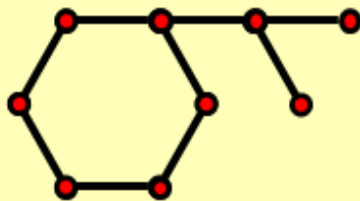


9-31-1

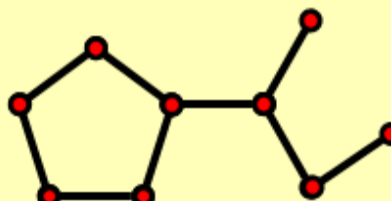


9-31-2

2



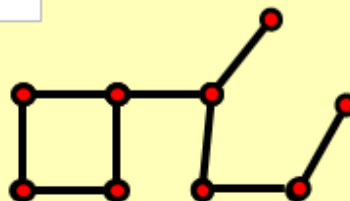
9-32-1



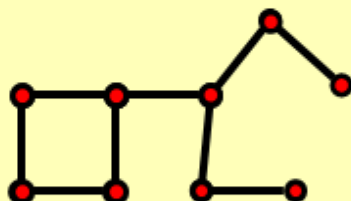
9-32-2



9-32-3



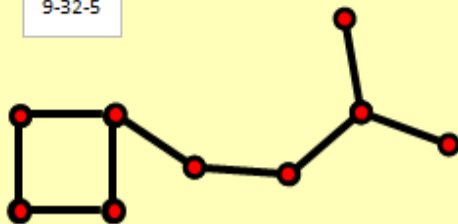
9-32-4



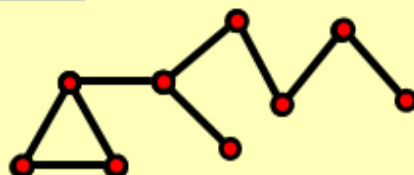
9-32-5



9-32-6

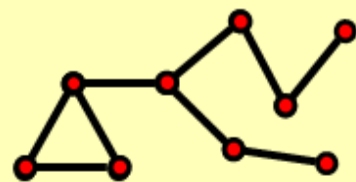


9-32-7

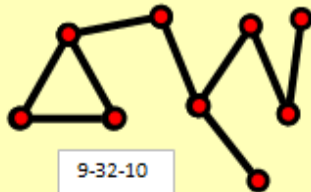


9-32-8

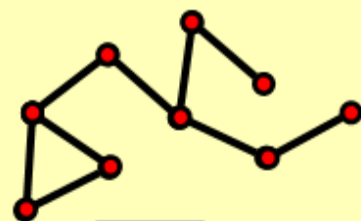
9-32



9-32-9



9-32-10



9-32-11

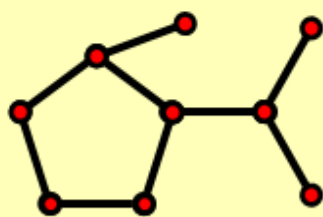
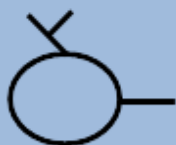


9-32-12

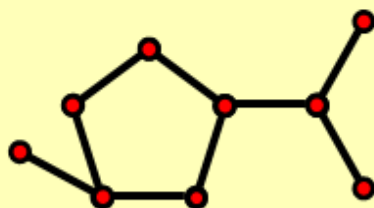


9-32-14

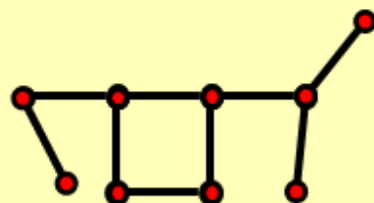
13



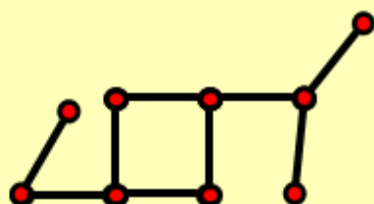
9-33-1



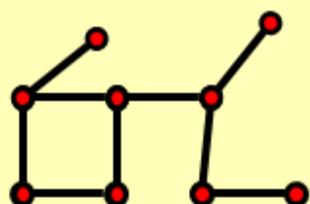
9-33-2



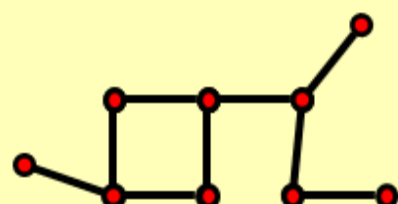
9-33-3



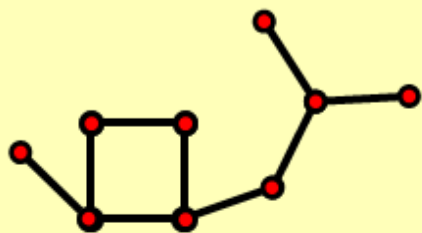
9-33-4



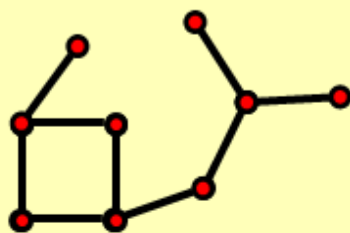
9-33-5



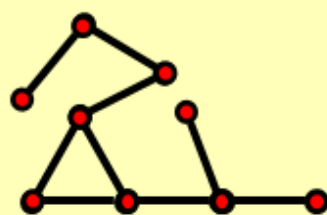
9-33-6



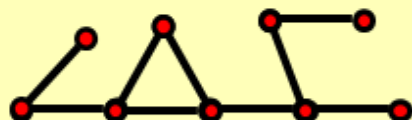
9-33-7



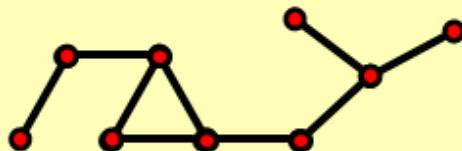
9-33-8



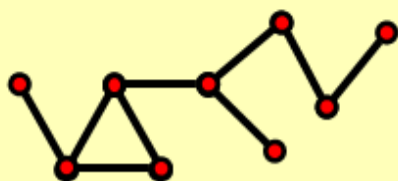
9-33-9



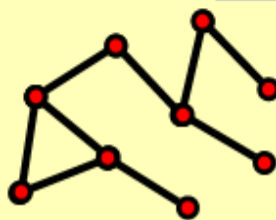
9-33-10



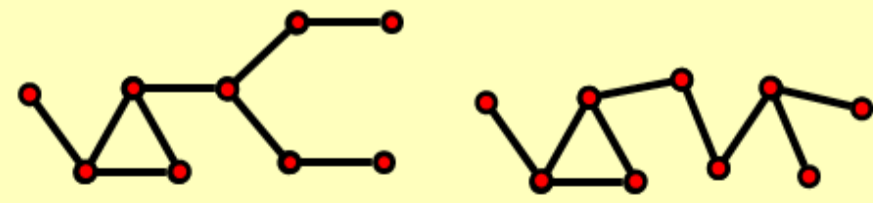
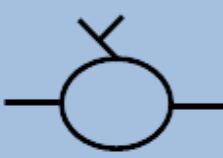
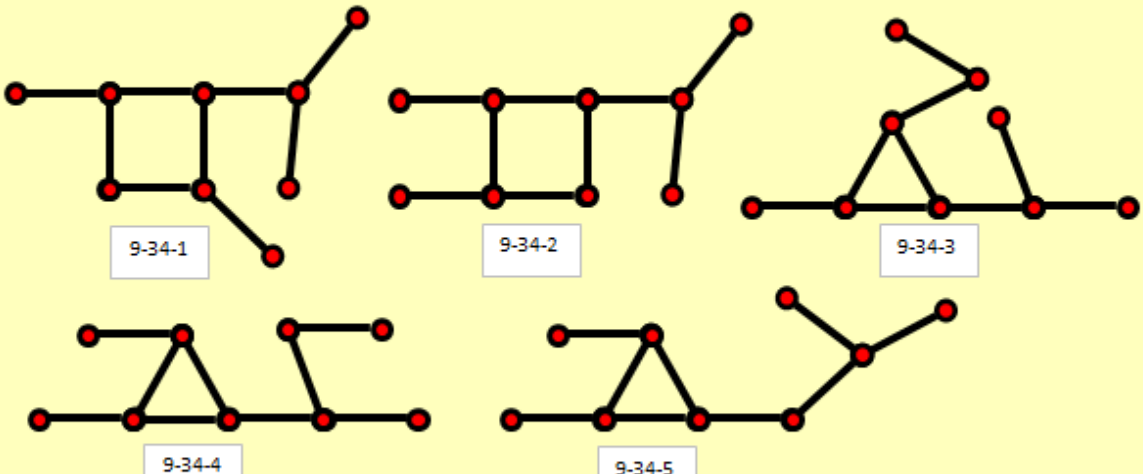

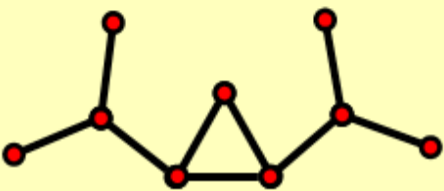

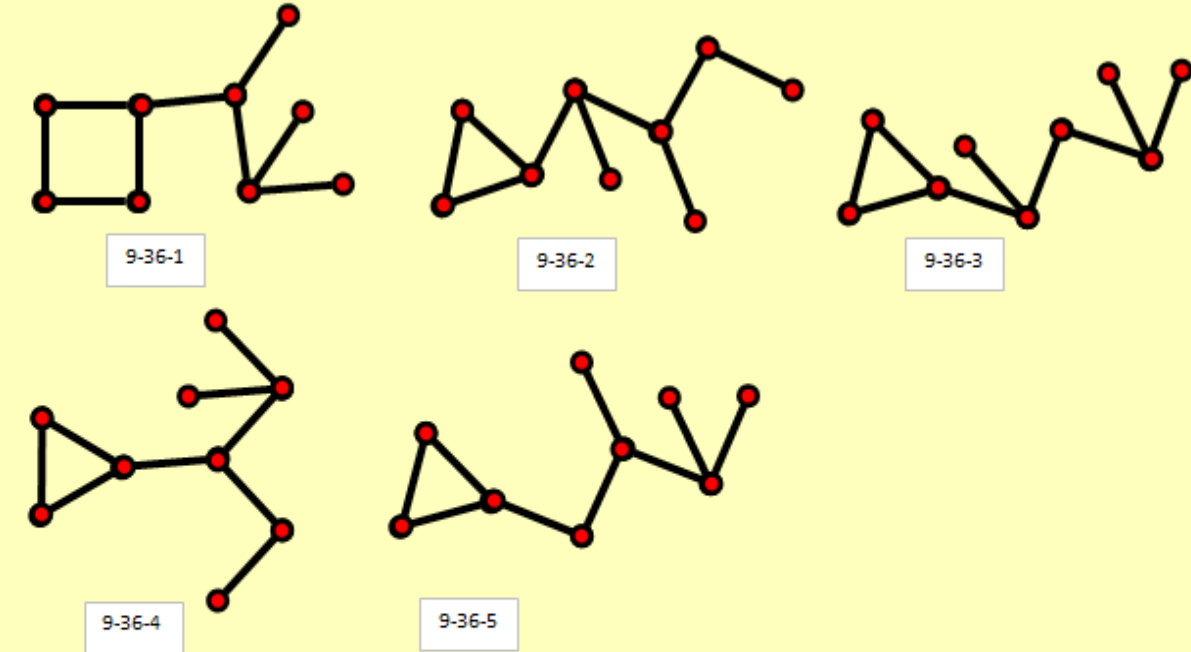
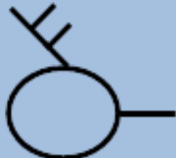
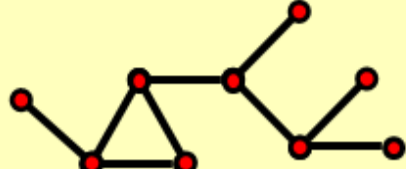
9-33-11



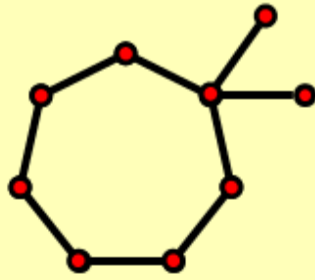
9-33-12



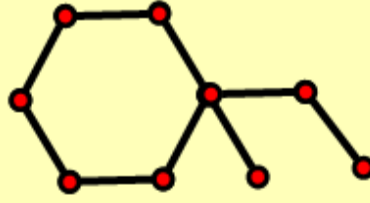
9-33-13

9-33		 <p>9-33-14</p> <p>9-33-15</p>	15
9-34		 <p>9-34-1</p> <p>9-34-2</p> <p>9-34-3</p> <p>9-34-4</p> <p>9-34-5</p>	5
9-35		 <p>9-35-1</p>	1
9-36		 <p>9-36-1</p> <p>9-36-2</p> <p>9-36-3</p> <p>9-36-4</p> <p>9-36-5</p>	5
9-37		 <p>9-37-1</p>	1

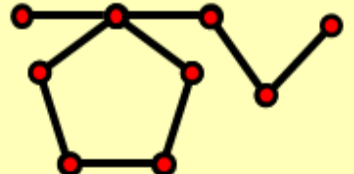
3.9.2.3. Matchstick graphs with $|E|=9$, $F=2$, $|V|=9$, $\Delta=4$



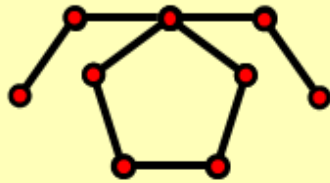
9-38-1



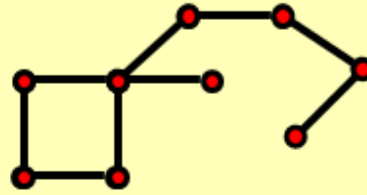
9-38-2



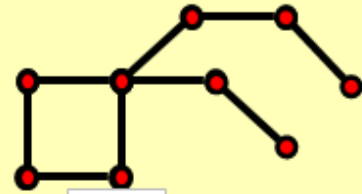
9-38-3



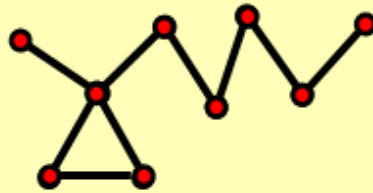
9-38-4



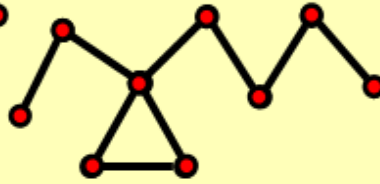
9-38-5



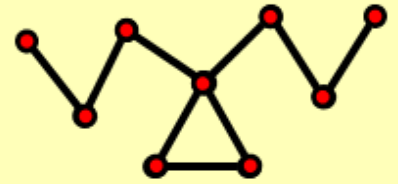
9-38-6



9-38-7



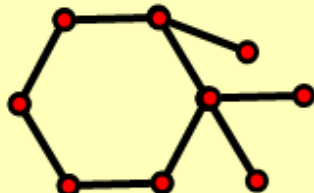
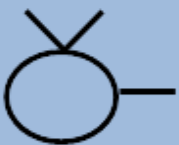
9-38-8



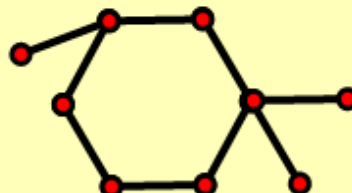
9-38-9

9-38

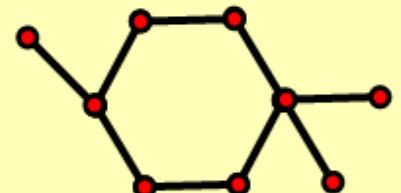
9



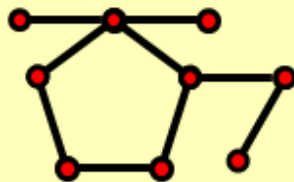
9-39-1



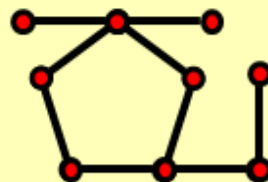
9-39-2



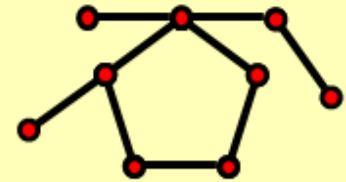
9-39-3



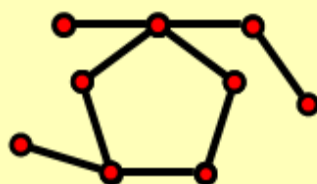
9-39-4



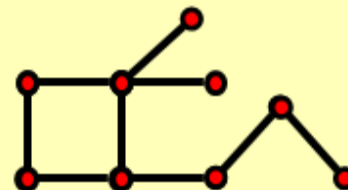
9-39-5



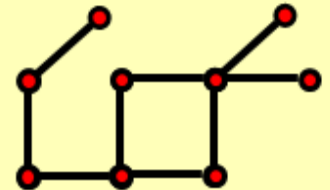
9-39-6



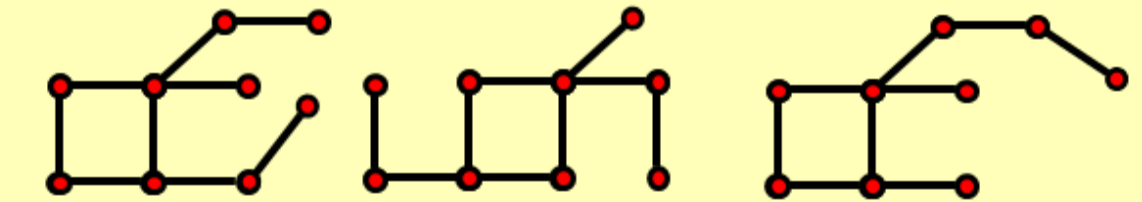
9-39-7



9-39-8



9-39-9



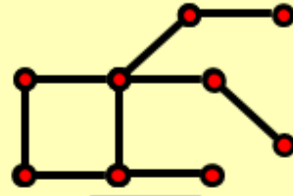
9-39-10

9-39-11

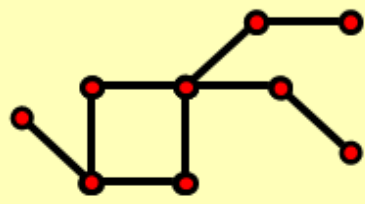
9-39-12



9-39-13



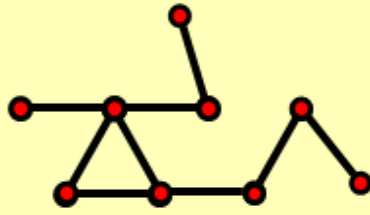
9-39-14



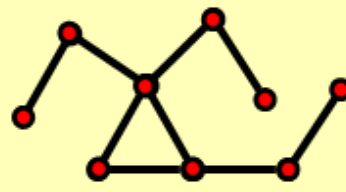
9-39-15



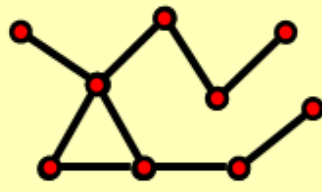
9-39-16



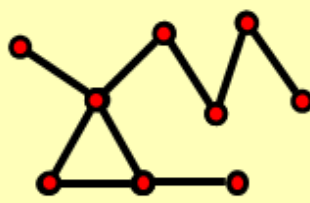
9-39-17



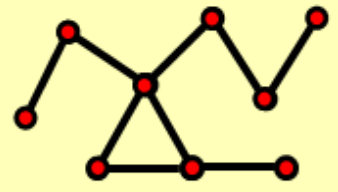
9-39-18



9-39-19



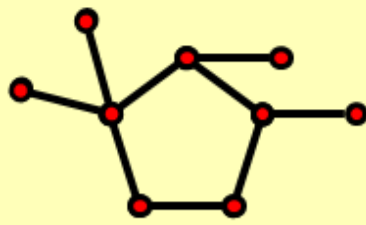
9-39-20



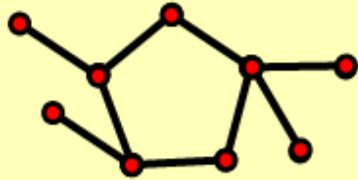
9-39-21

9-39

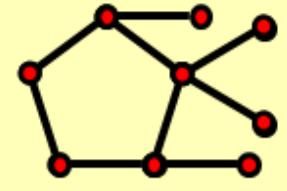
21



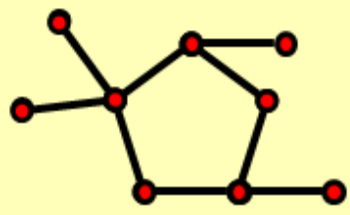
9-40-1



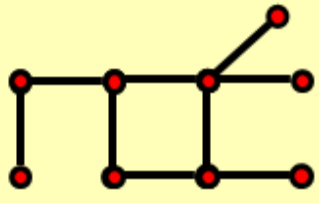
9-40-2



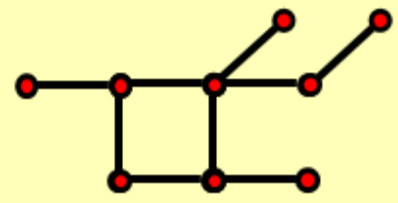
9-40-3



9-40-4

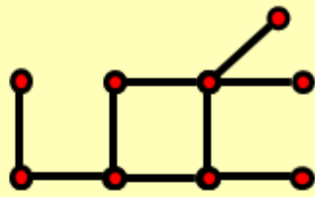


9-40-5

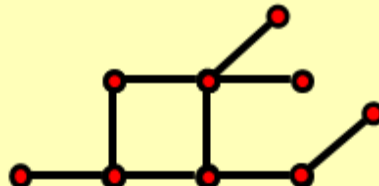


9-40-6

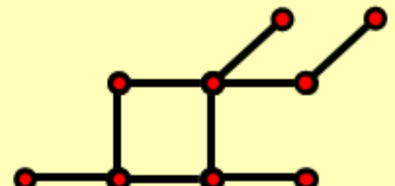
9-40



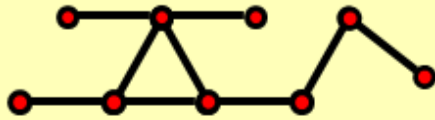
9-40-7



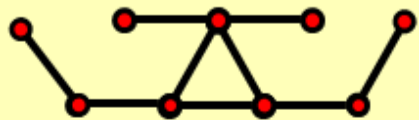
9-40-8



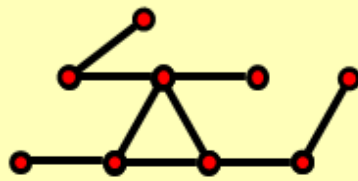
9-40-9



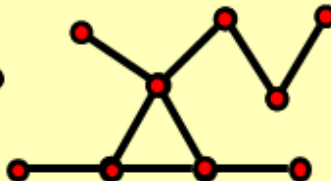
9-40-10



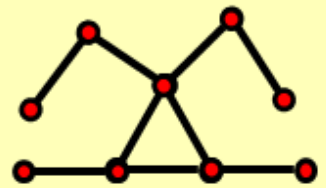
9-40-11



9-40-12



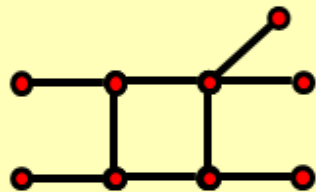
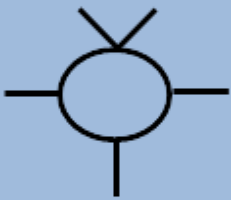
9-40-13



9-40-14

14

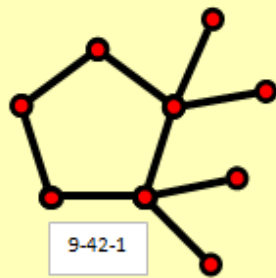
9-41



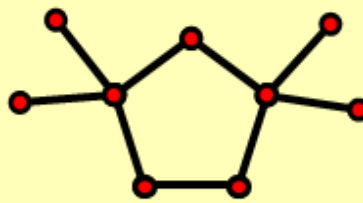
9-41-1

1

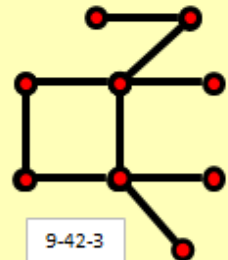
9-42



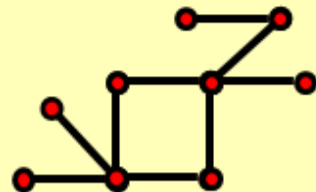
9-42-1



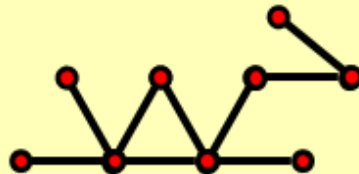
9-42-2



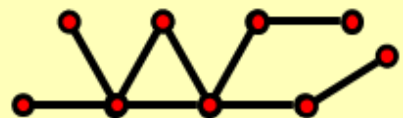
9-42-3



9-42-4



9-42-5


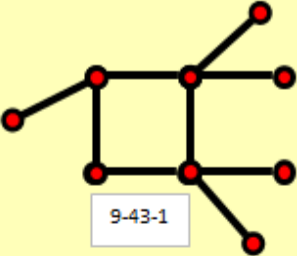
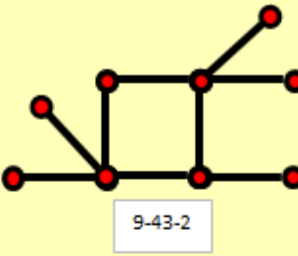
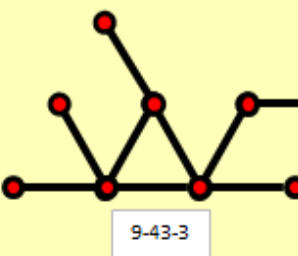
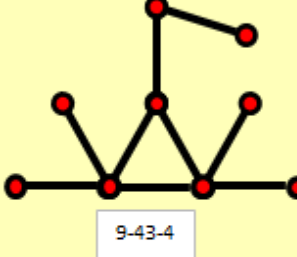

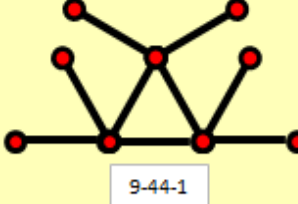

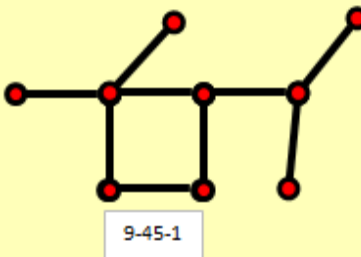
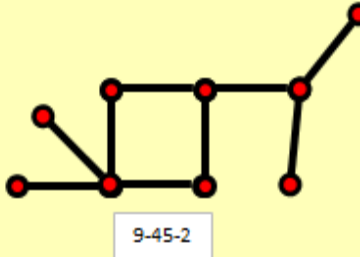
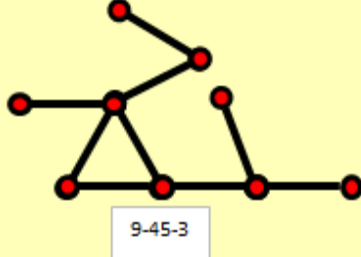
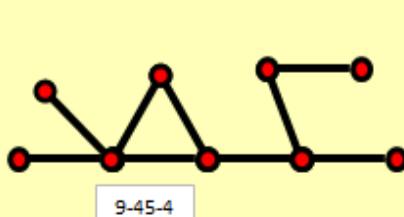
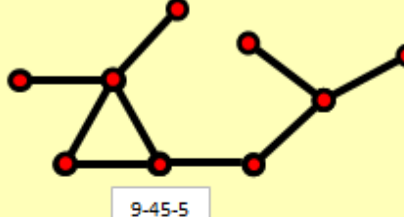
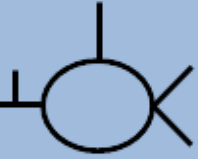
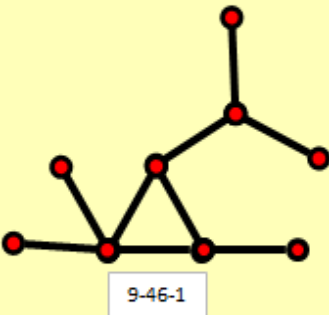

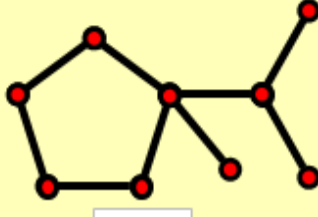
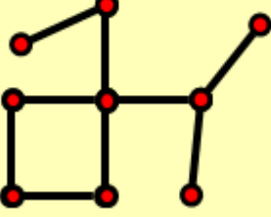
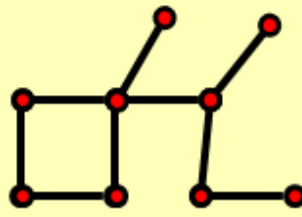


9-42-6

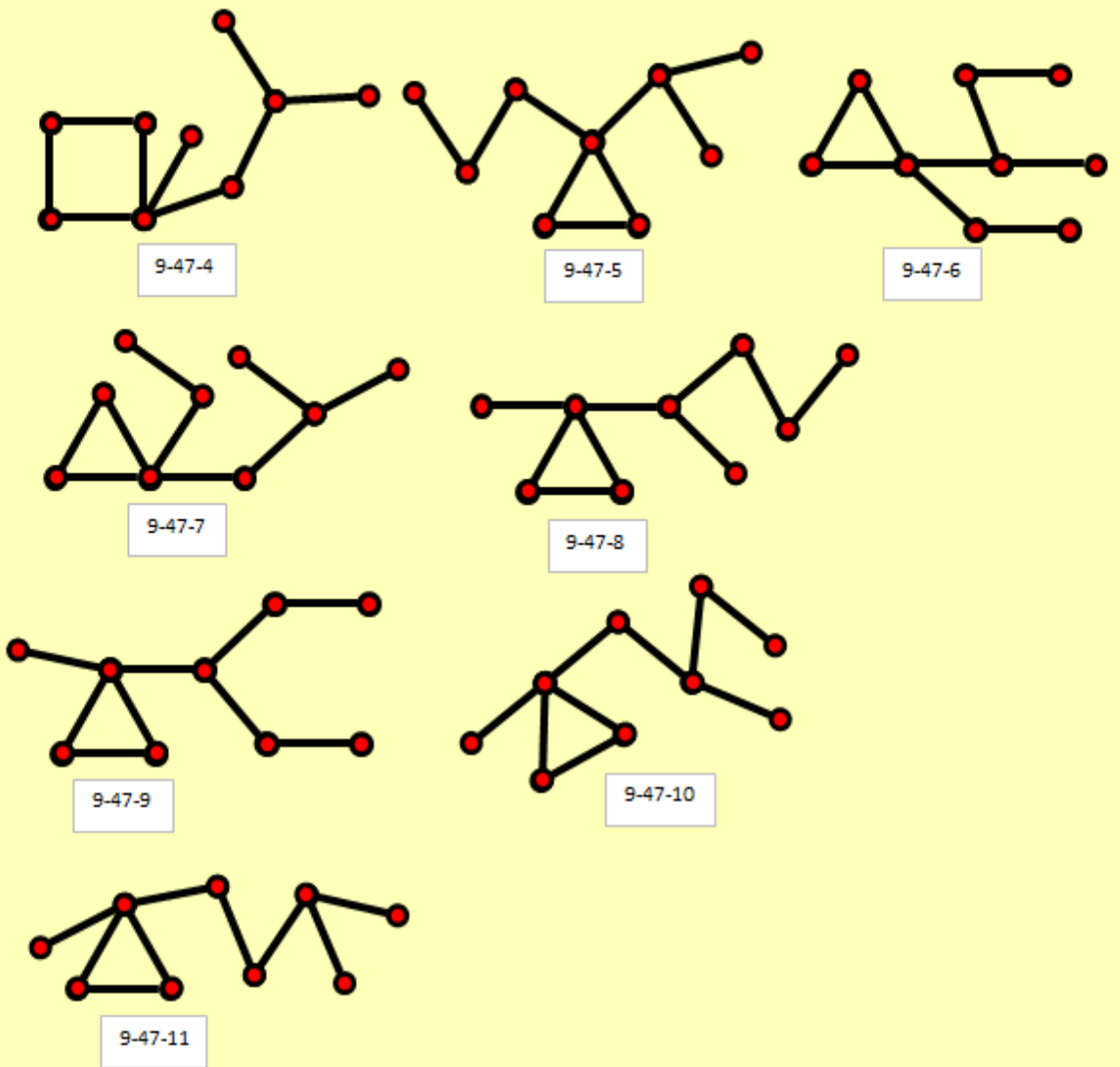


9-42-7

7

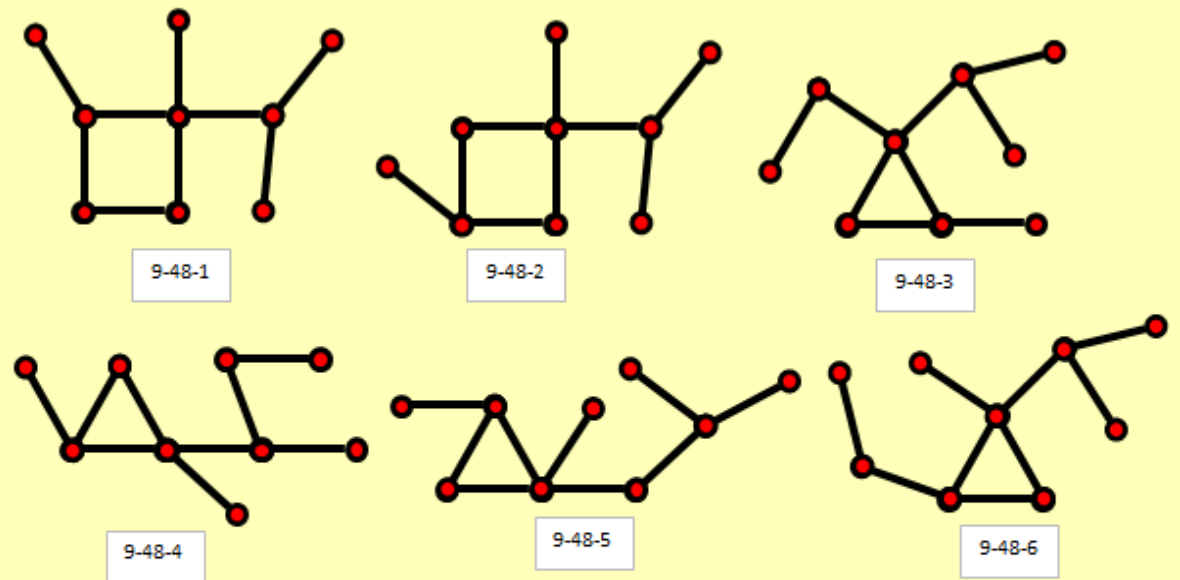
<p>9-43</p> 	 <p>9-43-1</p>  <p>9-43-2</p>  <p>9-43-3</p>  <p>9-43-4</p>	4
<p>9-44</p> 	 <p>9-44-1</p>	1
<p>9-45</p> 	 <p>9-45-1</p>  <p>9-45-2</p>  <p>9-45-3</p>  <p>9-45-4</p>  <p>9-45-5</p>	5
<p>9-46</p> 	 <p>9-46-1</p>	1
	 <p>9-47-1</p>  <p>9-47-2</p>  <p>9-47-3</p>	

9-47



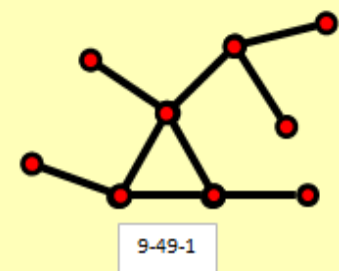
11

9-48



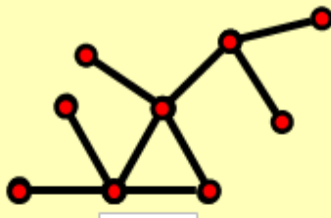
6

9-49



1

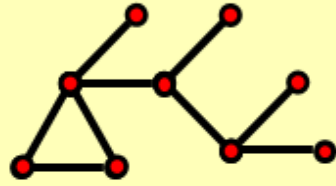
9-50



9-50-1

1

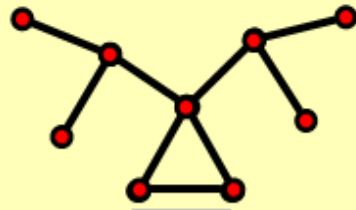
9-51



9-51-1

1

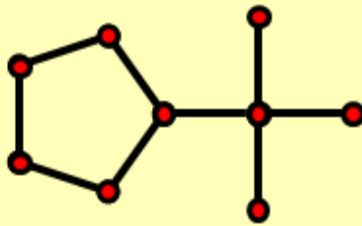
9-52



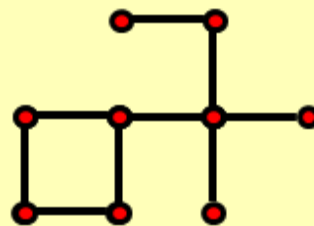
9-52-1

1

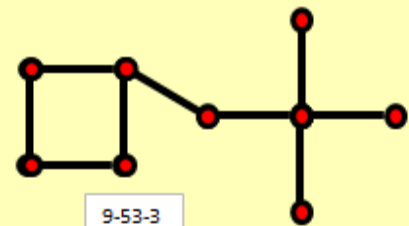
9-53



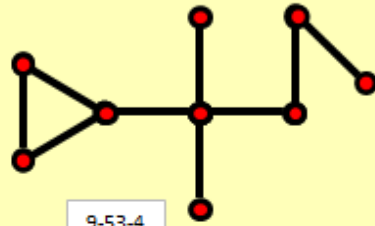
9-53-1



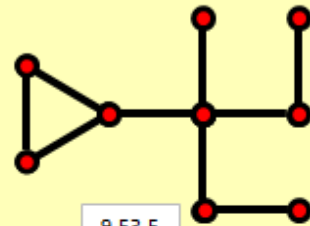
9-53-2



9-53-3



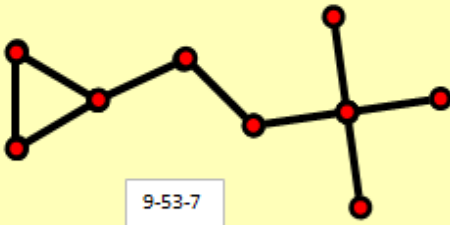
9-53-4



9-53-5



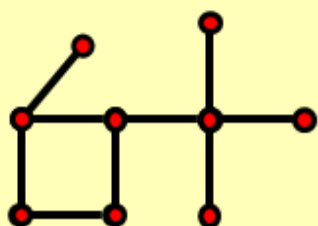
9-53-6



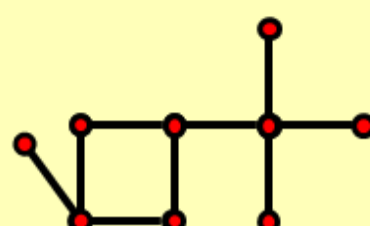
9-53-7

7

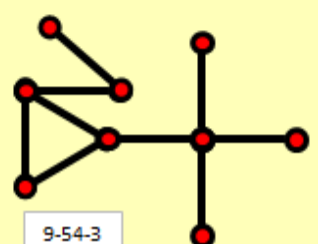
9-54



9-54-1

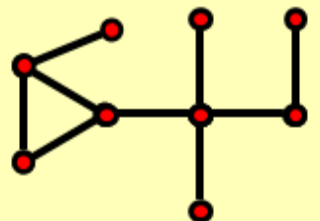


9-54-2



9-54-3

9-54



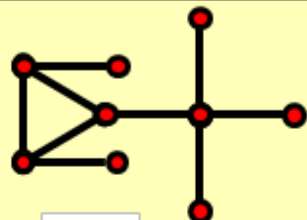
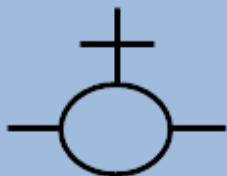
9-54-4



9-54-5

5

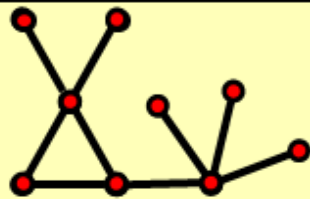
9-55



9-55-1

1

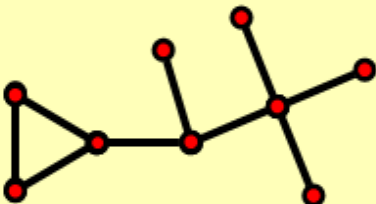
9-56



9-56-1

1

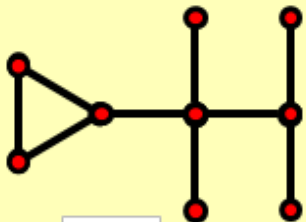
9-57



9-57-1

1

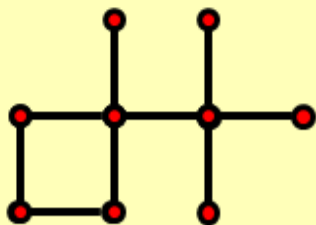
9-58



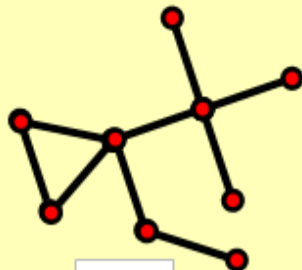
9-58-1

1

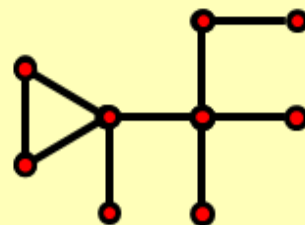
9-59



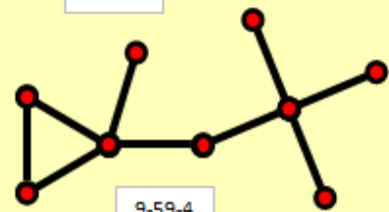
9-59-1



9-59-2



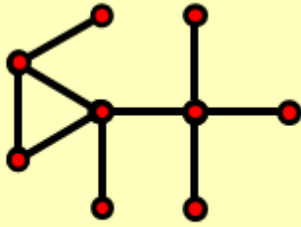
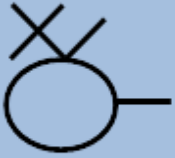
9-59-3



9-59-4

4

9-60

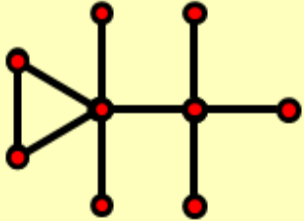


9-60-1

1

3.9.2.4. Matchstick graphs with $|E|=9$, $F=2$, $|V|=9$, $\Delta=5$

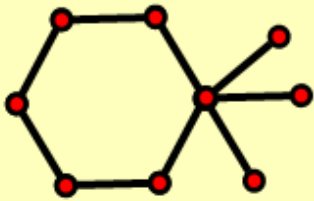
9-61



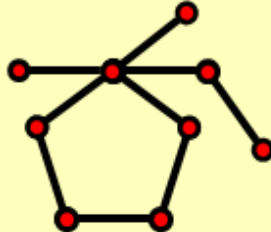
9-61-1

1

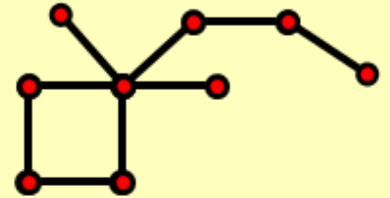
9-62



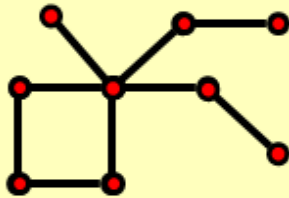
9-62-1



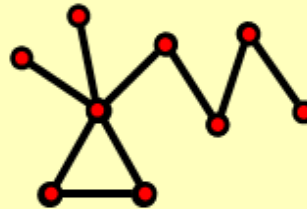
9-62-2



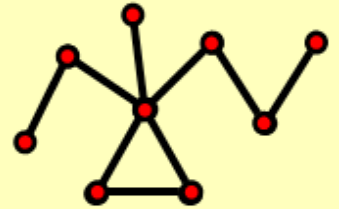
9-62-3



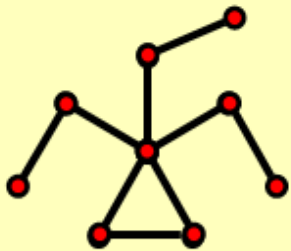
9-62-4



9-62-5

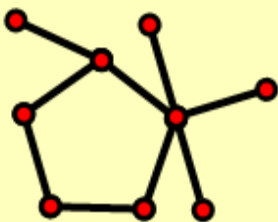


9-62-6

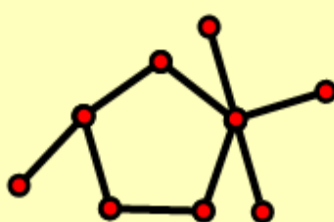


9-62-7

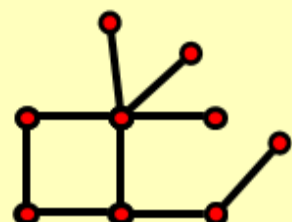
7



9-63-1

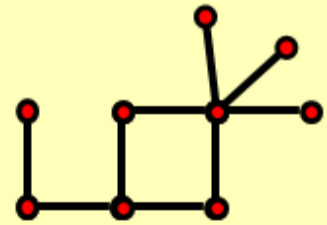


9-63-2

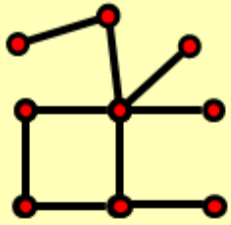


9-63-3

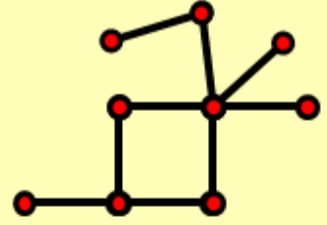
9-63



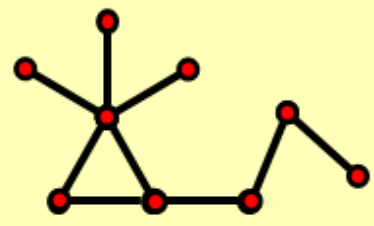
9-63-4



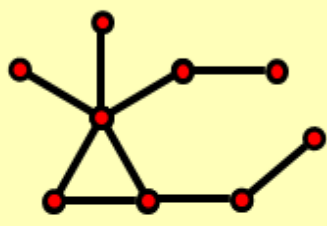
9-63-5



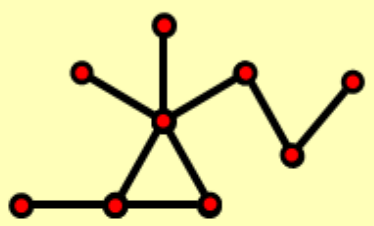
9-63-6



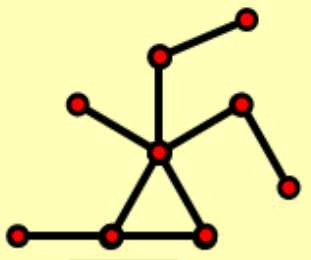
9-63-7



9-63-8



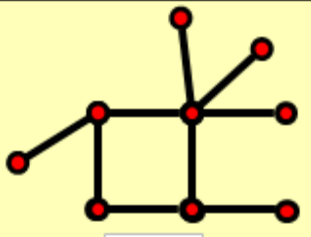
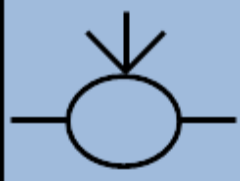
9-63-9



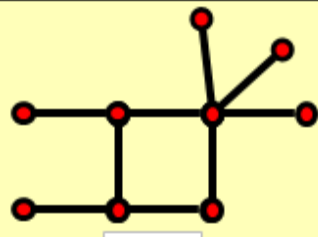
9-63-10

10

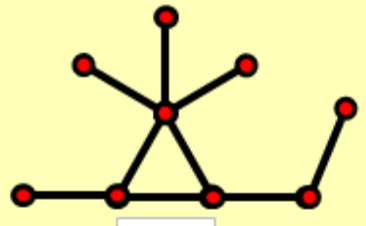
9-64



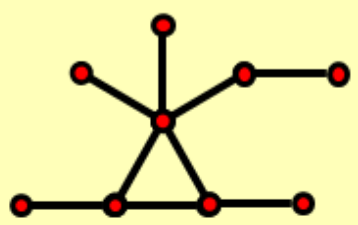
9-64-1



9-64-2



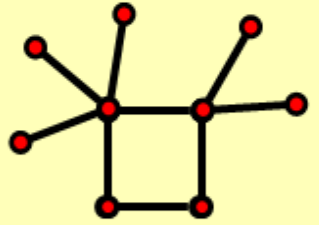
9-64-3



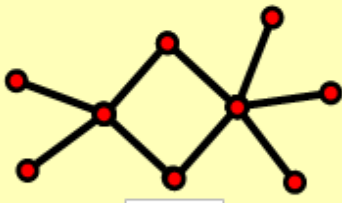
9-64-4

4

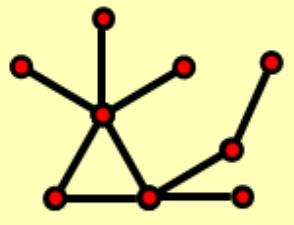
9-65



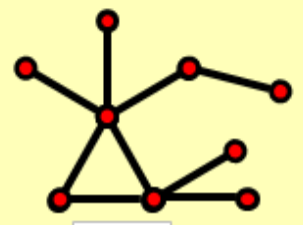
9-65-1



9-65-2


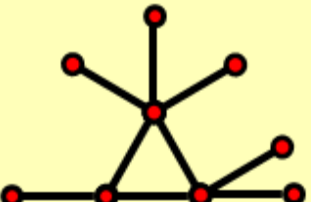

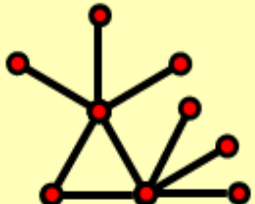

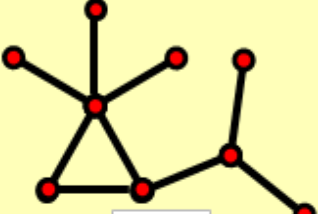

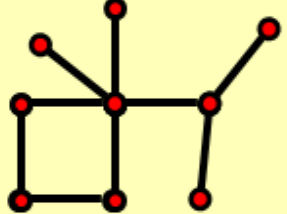
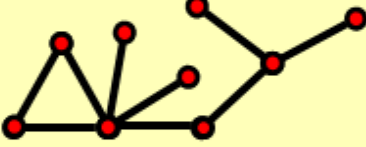
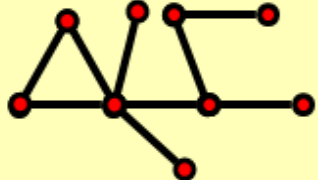

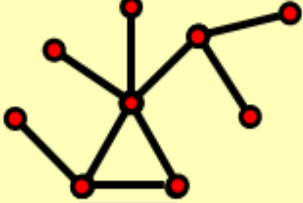

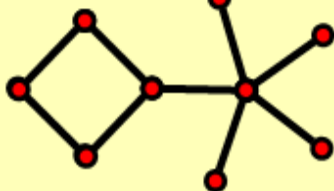
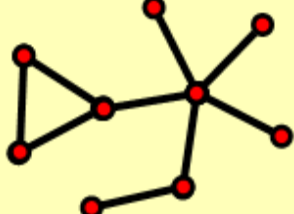



9-65-3

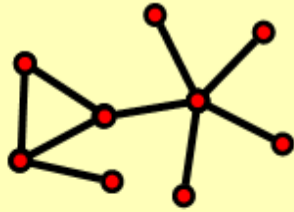


9-65-4

4

<p>9-66</p> 	 <p>9-66-1</p>			1
<p>9-67</p> 	 <p>9-67-1</p>			1
<p>9-68</p> 	 <p>9-68-1</p>			1
<p>9-69</p> 	 <p>9-69-1</p>	 <p>9-69-2</p>	 <p>9-69-3</p>	4
<p>9-70</p> 	 <p>9-70-1</p>			1
<p>9-71</p> 	 <p>9-71-1</p>	 <p>9-71-2</p>	 <p>9-71-3</p>	3

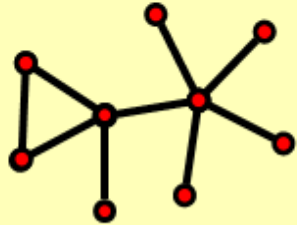
9-72



9-72-1

1

9-73

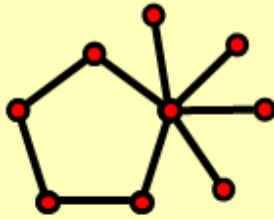


9-73-1

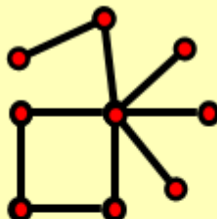
1

3.9.2.5. Matchstick graphs with $|E|=9, F=2, |V|=9, \Delta=6$

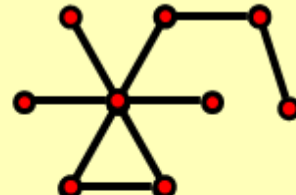
9-74



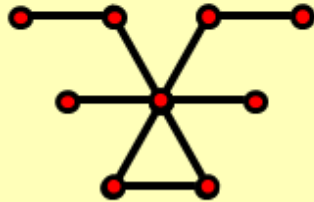
9-74-1



9-74-2



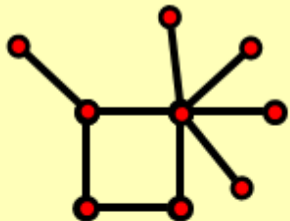
9-74-3



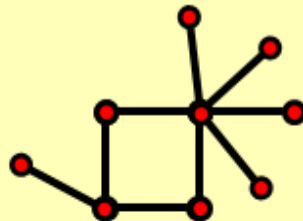
9-74-4

4

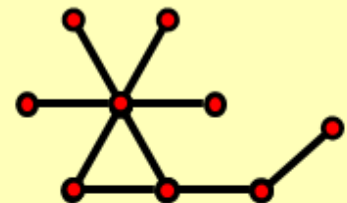
9-75



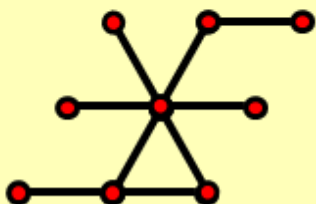
9-75-1



9-75-2

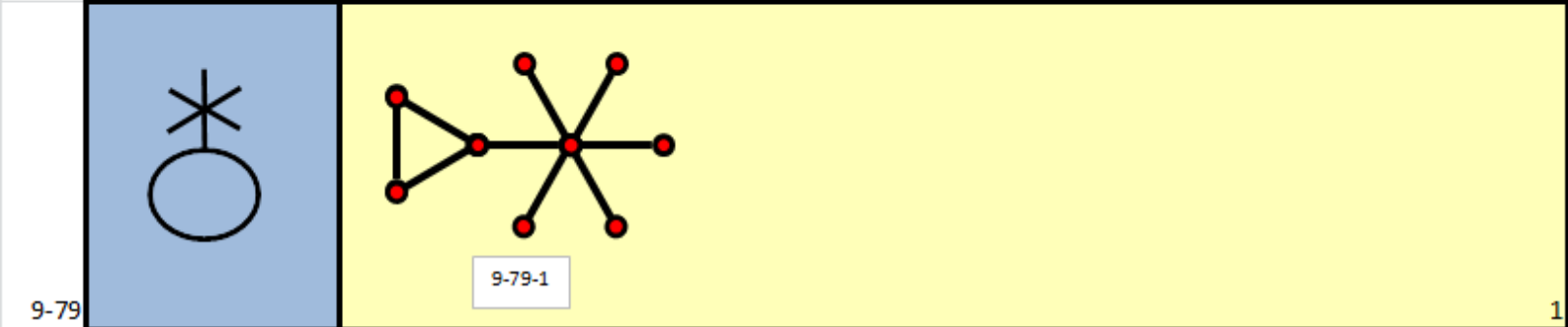
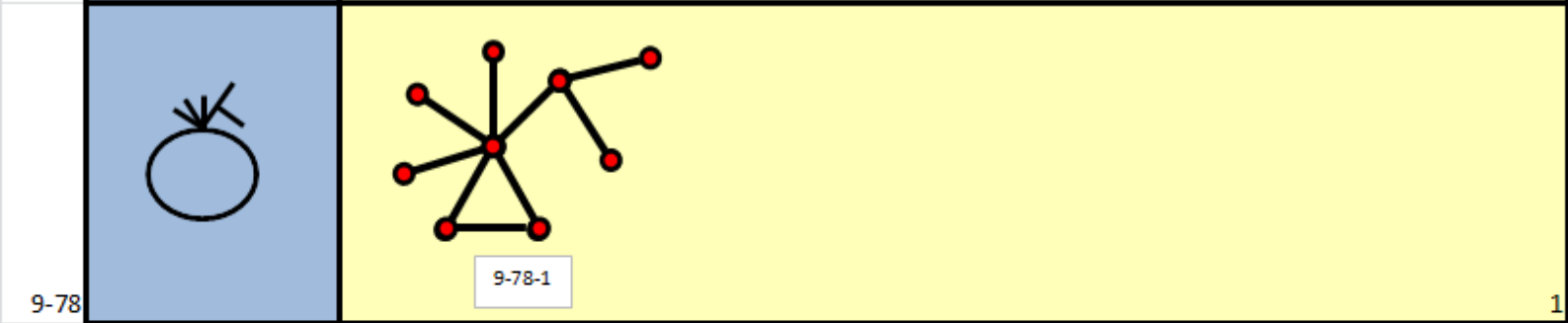
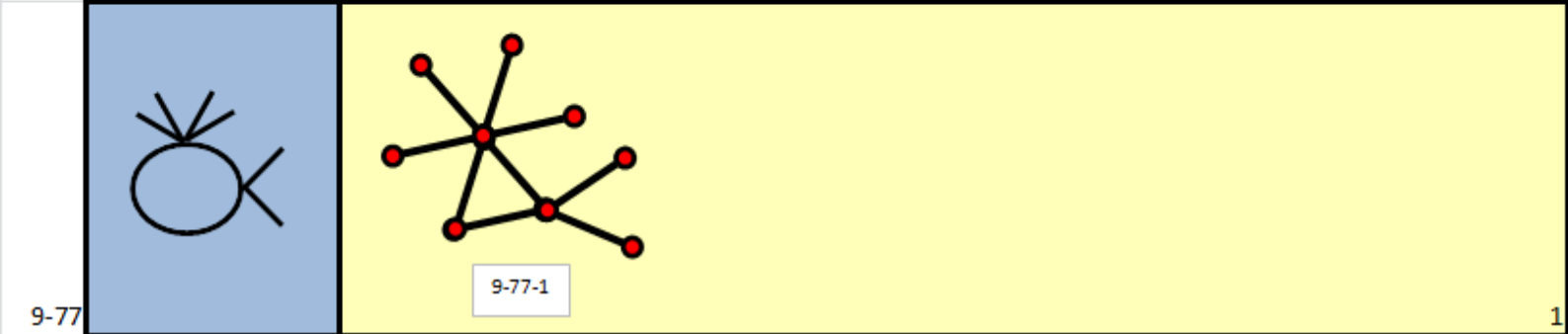
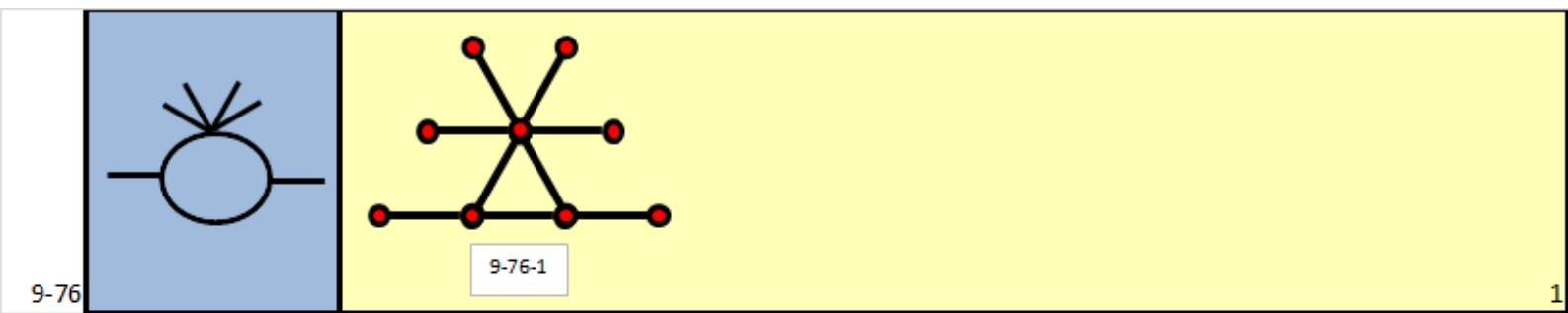


9-75-3


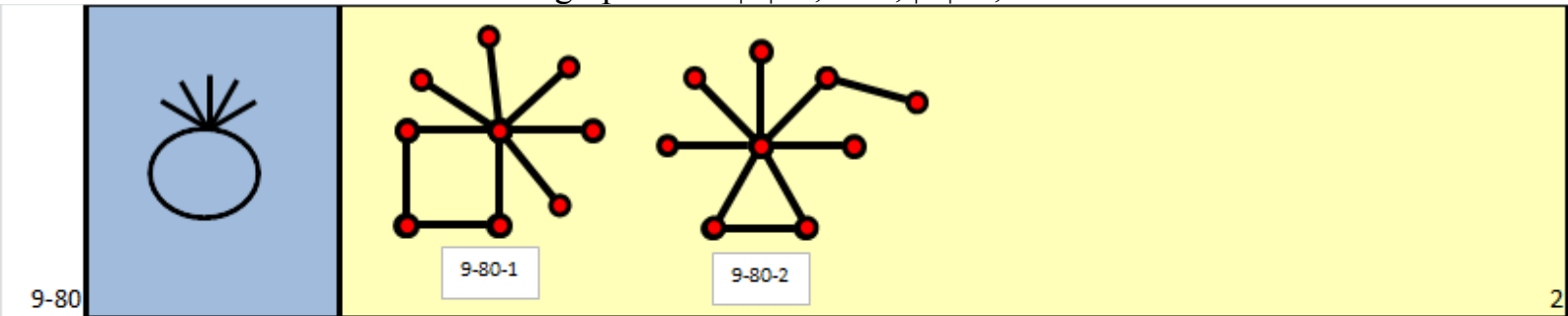


9-75-4

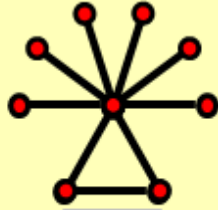
4



3.9.2.6. Matchstick graphs with $|E|=9, F=2, |V|=9, \Delta=7$



3.9.2.7. Matchstick graphs with $|E|=9, F=2, |V|=9, \Delta=8$



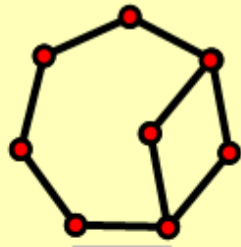
9-82-1

9-82

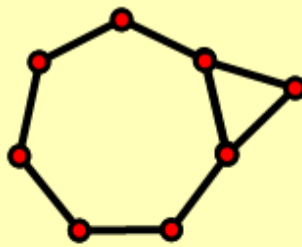
1

3.9.3. Matchstick graphs with $|E|=9, F=3, |V|=8$

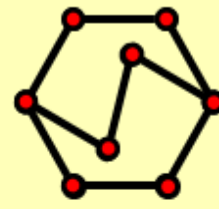
3.9.3.1. Matchstick graphs with $|E|=9, F=3, |V|=8, \Delta=3$



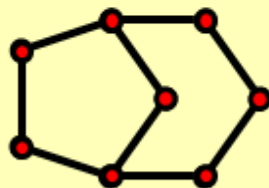
9-83-1



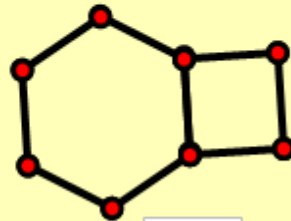
9-83-2



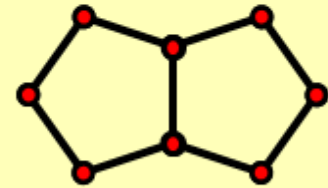
9-83-3



9-83-4



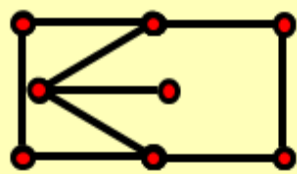
9-83-5



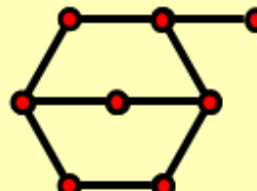
9-83-6

9-83

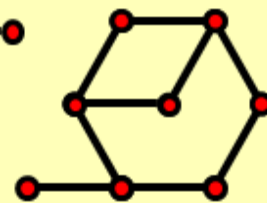
6



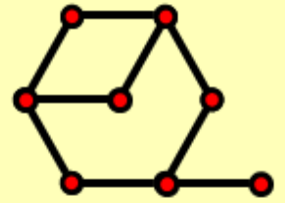
9-84-1



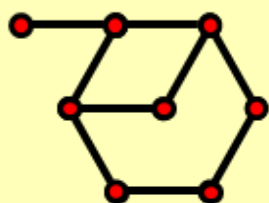
9-84-2



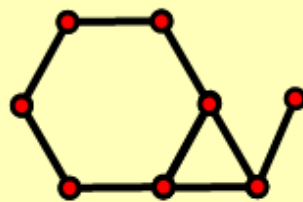
9-84-3



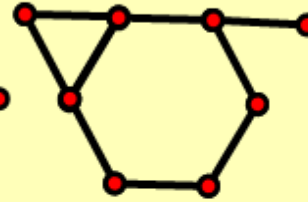
9-84-4



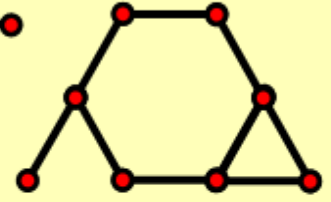
9-84-5



9-84-6



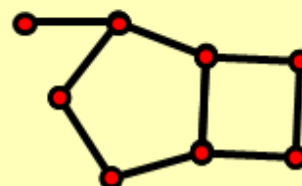
9-84-7



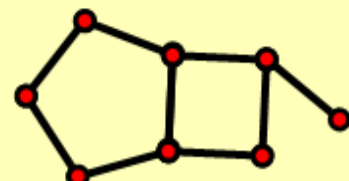
9-84-8



9-84-9

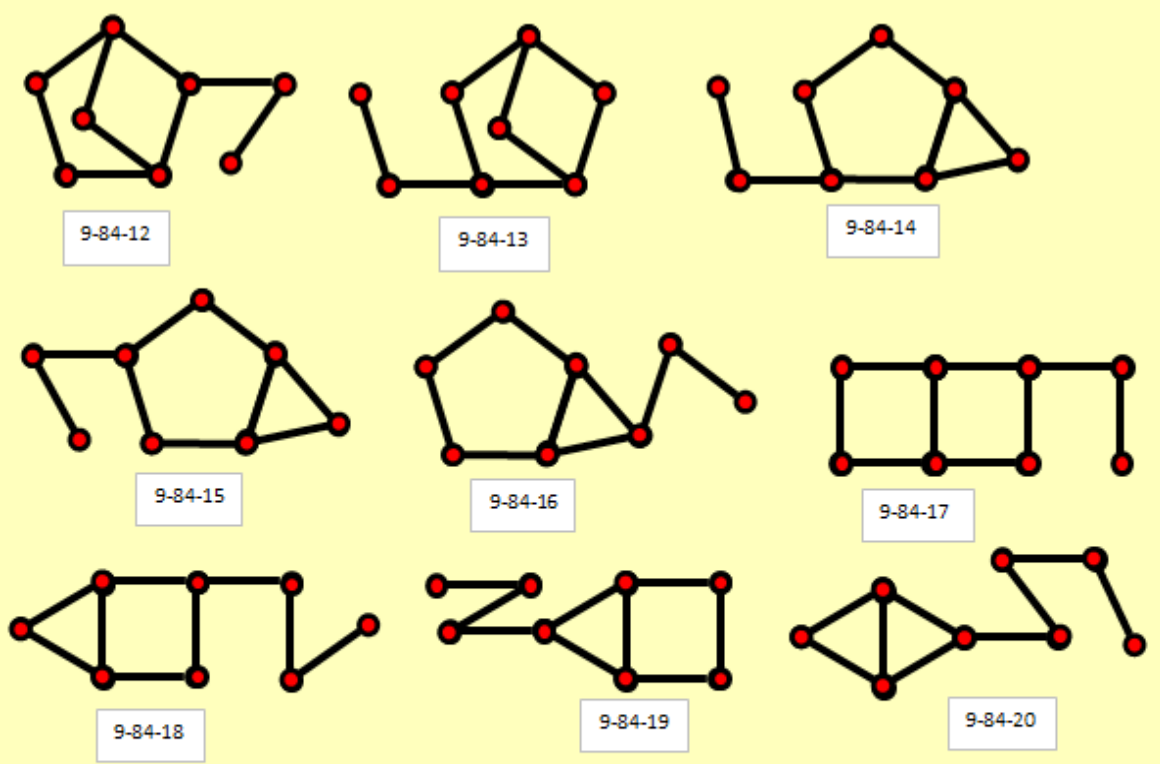


9-84-10



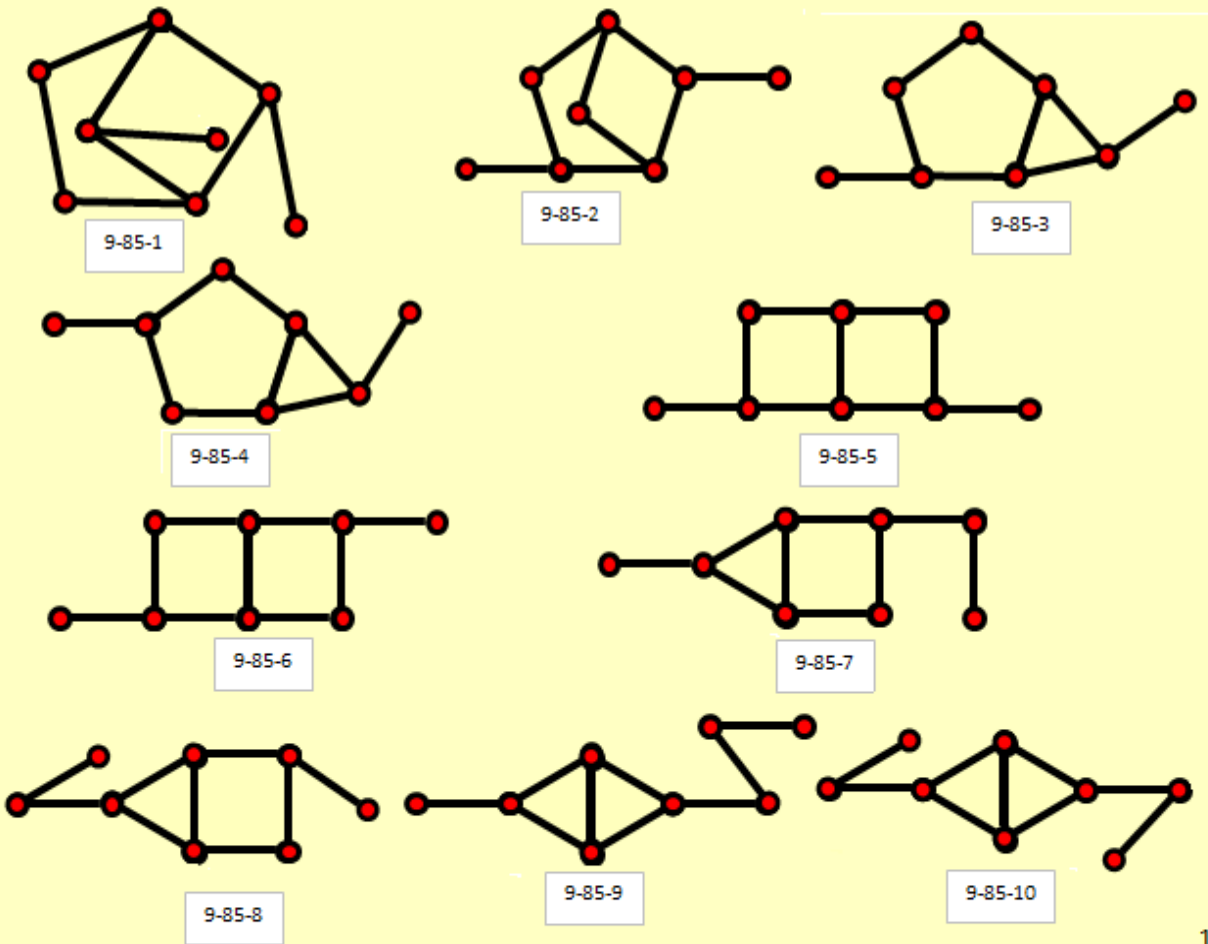
9-84-11

9-84

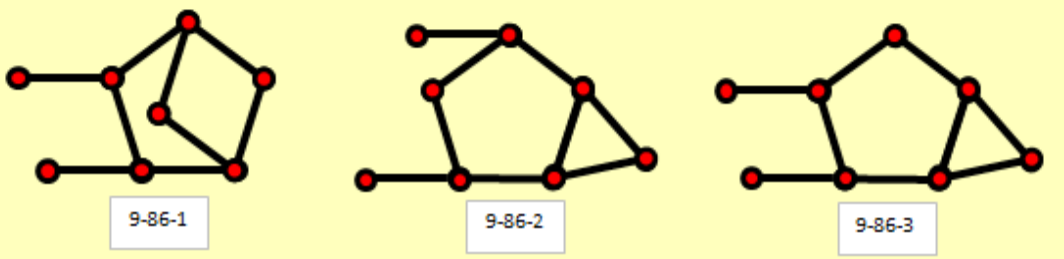


20

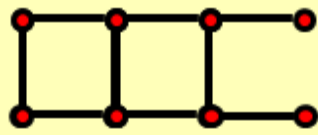
9-85



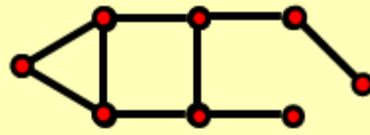
10



9-86



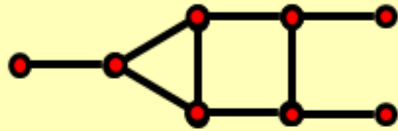
9-86-4



9-86-5

5

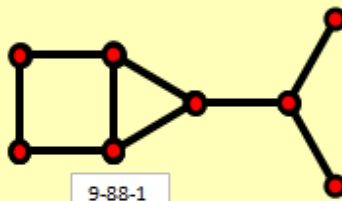
9-87



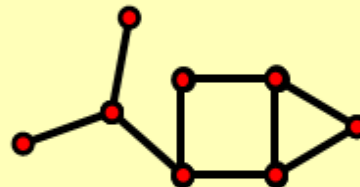
9-87-1

1

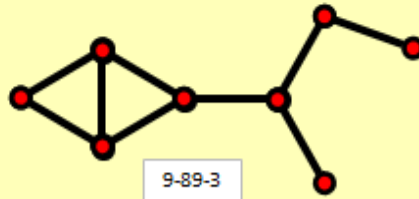
9-88



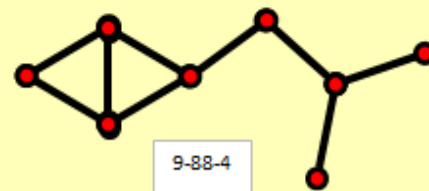
9-88-1



9-88-2



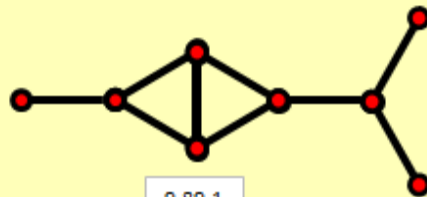
9-89-3



9-88-4

4

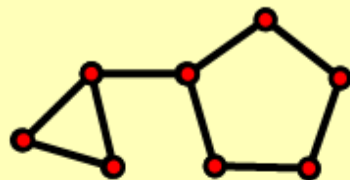
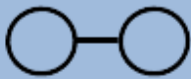
9-89



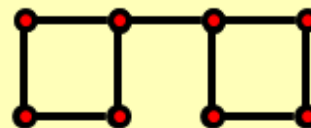
9-89-1

1

9-90



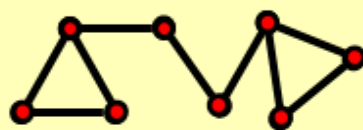
9-90-1



9-90-2



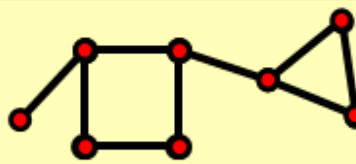
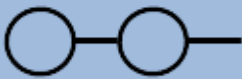
9-90-3



9-90-4

4

9-91



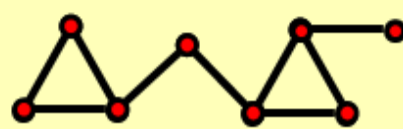
9-91-1



9-91-2



9-91-3

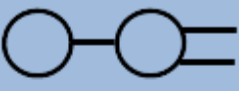
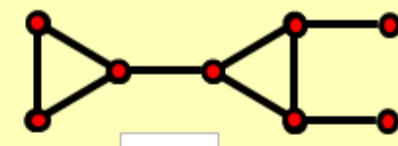
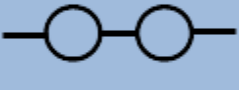
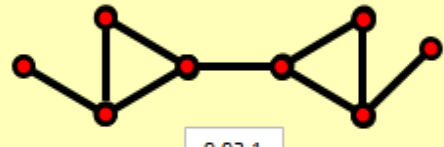
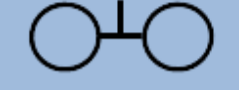



9-91-4


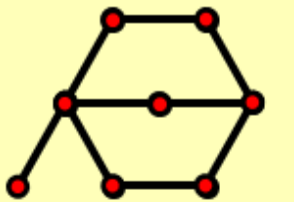
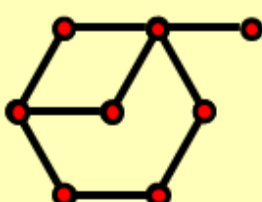
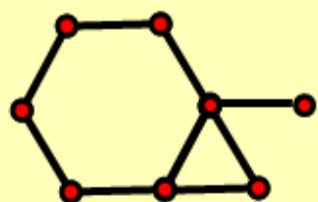
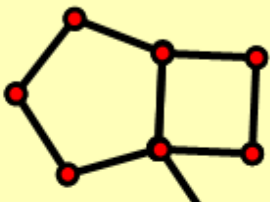
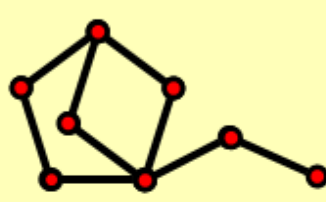
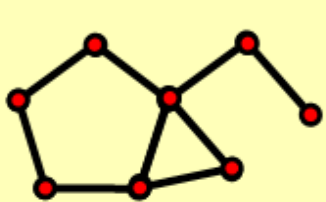
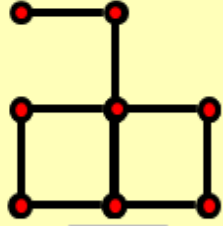
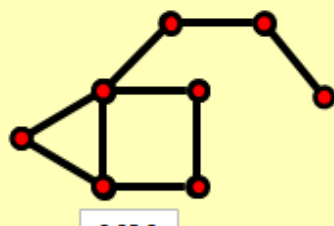
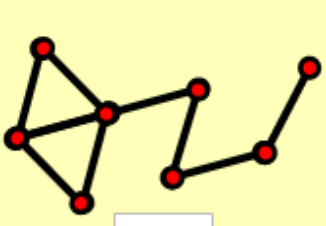

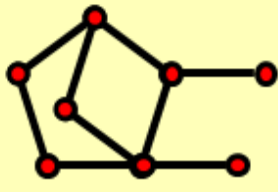
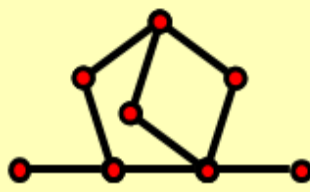
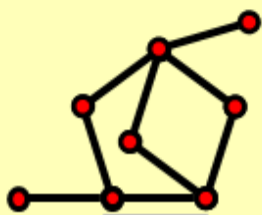


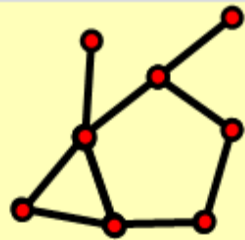
9-91-5

5

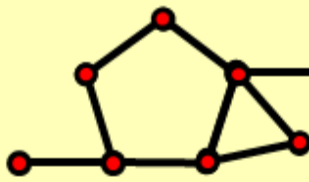
9-92		 <p style="text-align: center;">9-92-1</p>	1
9-93		 <p style="text-align: center;">9-93-1</p>	1
9-94		 <p style="text-align: center;">9-94-1</p>	1

3.9.3.2. Matchstick graphs with $|E|=9$, $F=3$, $|V|=8$, $\Delta=4$

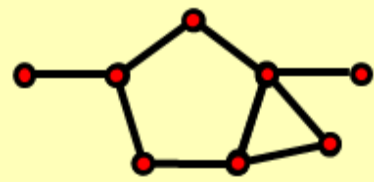
9-95		 <p style="text-align: center;">9-95-1</p>  <p style="text-align: center;">9-95-2</p>  <p style="text-align: center;">9-95-3</p>  <p style="text-align: center;">9-95-4</p>  <p style="text-align: center;">9-95-5</p>  <p style="text-align: center;">9-95-6</p>  <p style="text-align: center;">9-95-7</p>  <p style="text-align: center;">9-95-8</p>  <p style="text-align: center;">9-95-9</p>	9
		 <p style="text-align: center;">9-96-1</p>  <p style="text-align: center;">9-96-2</p>  <p style="text-align: center;">9-96-3</p>	



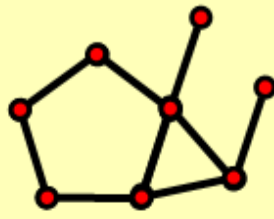
9-96-4



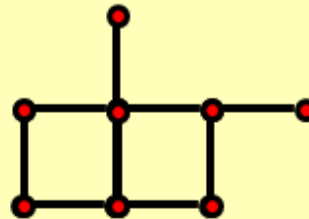
9-96-5



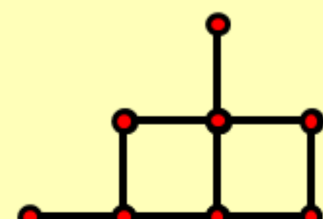
9-96-6



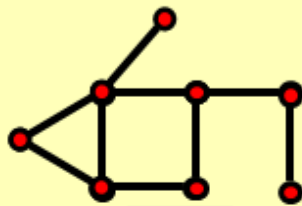
9-96-7



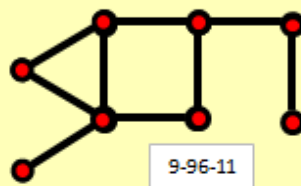
9-96-8



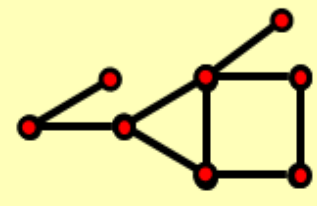
9-96-9



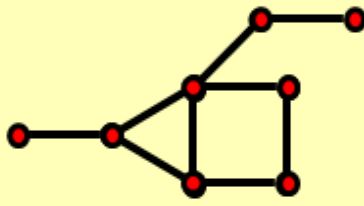
9-96-10



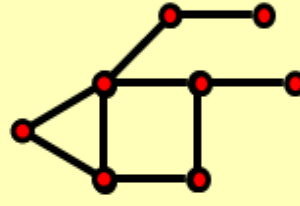
9-96-11



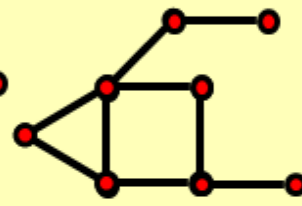
9-96-12



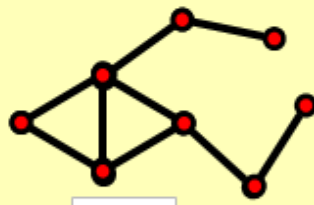
9-96-13



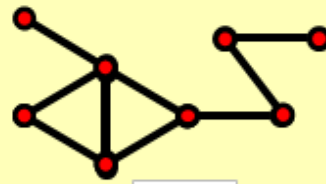
9-96-14



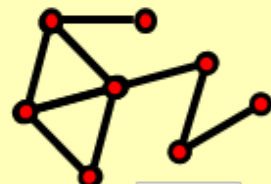
9-96-15



9-96-16



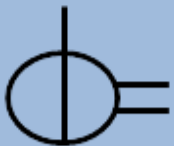
9-96-17



9-96-18

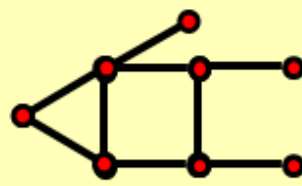
9-96

18



9-97

1

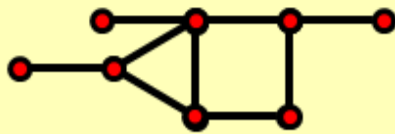


9-97-1

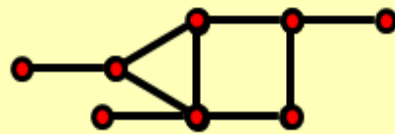


9-98

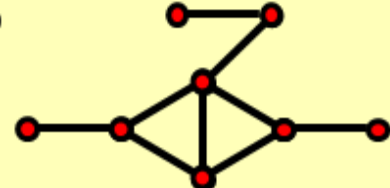
4



9-98-1



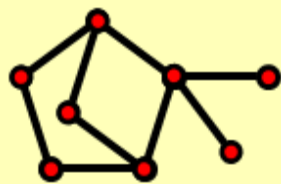
9-98-2



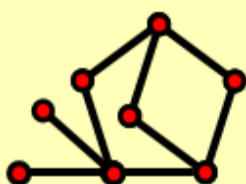
9-98-3



9-98-4



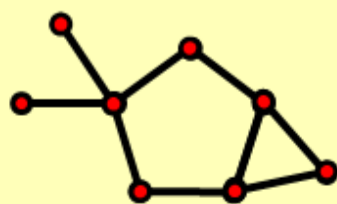
9-99-1



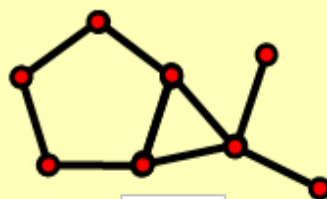
9-99-2



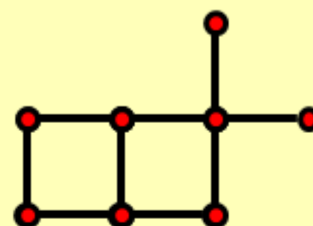
9-99-3



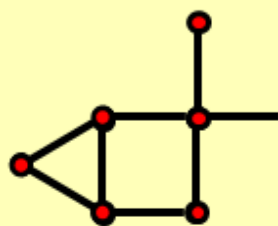
9-99-4



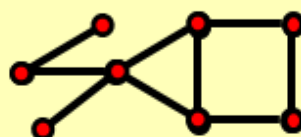
9-99-5



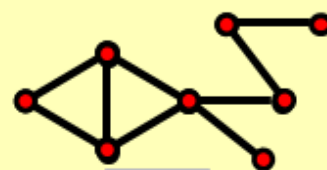
9-99-6



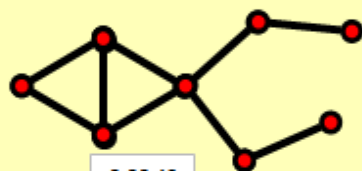
9-99-7



9-99-8



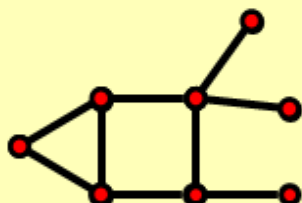
9-99-9



9-99-10

9-99

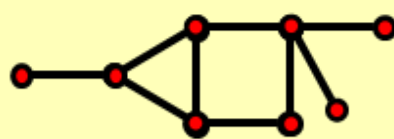
10



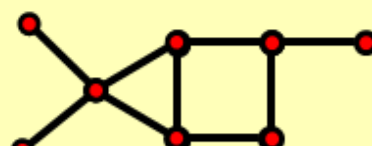
9-100-1

9-100

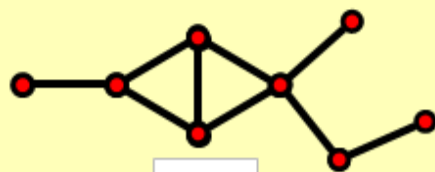
1



9-101-1



9-101-2



9-101-3



9-101-4

9-101


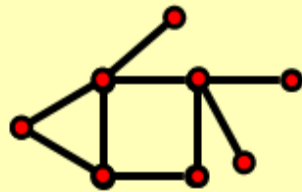

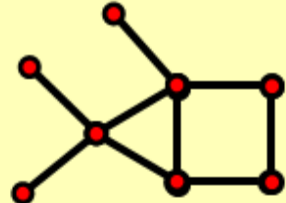
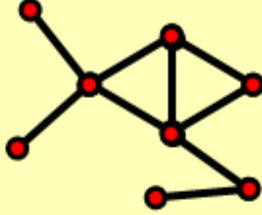
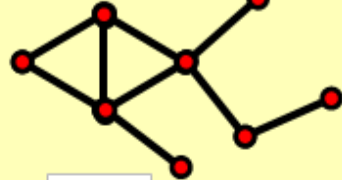

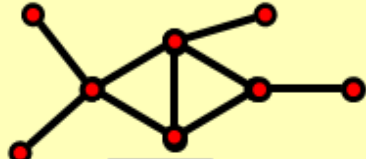
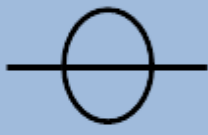
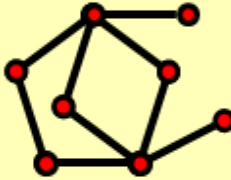
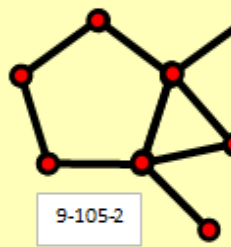
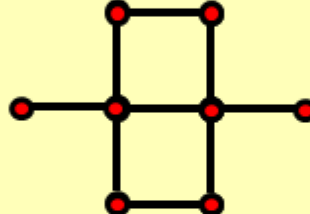
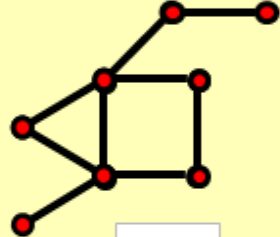
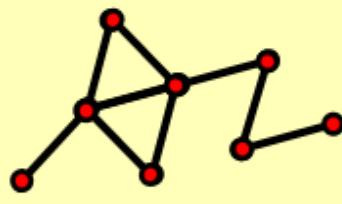
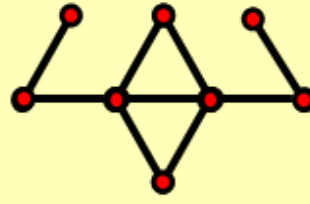
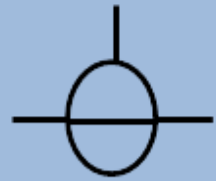
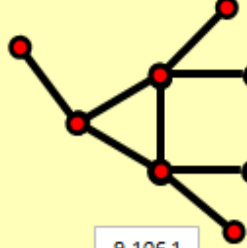
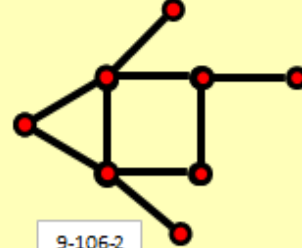
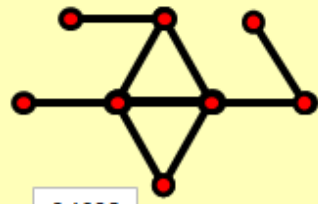
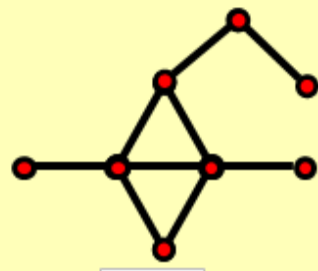
4



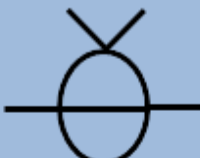
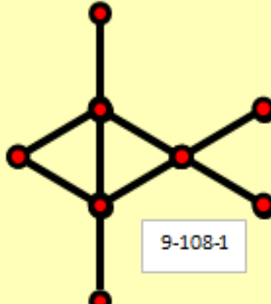

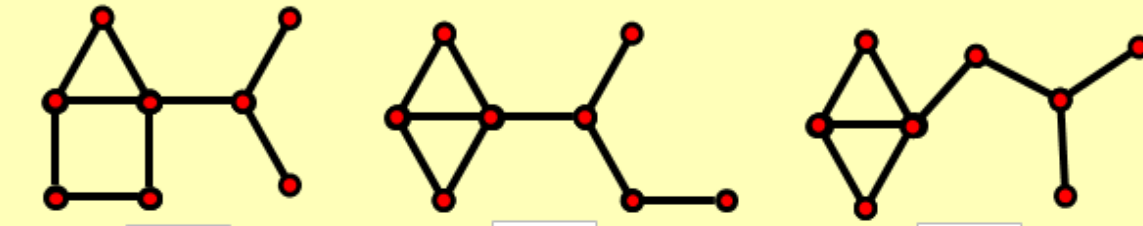

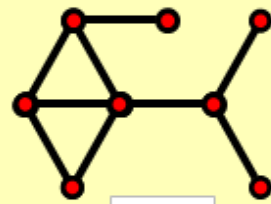

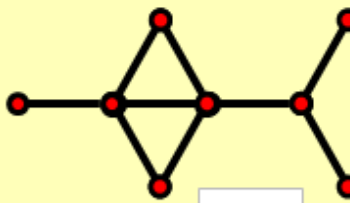

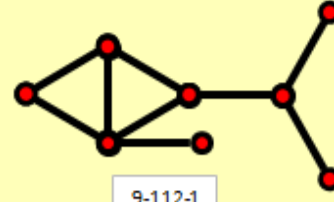

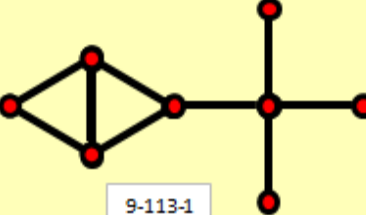



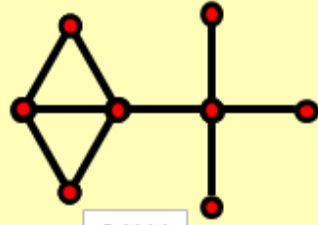

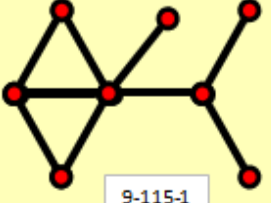

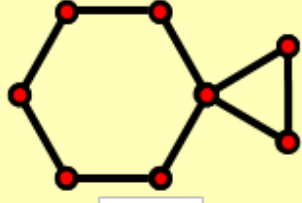
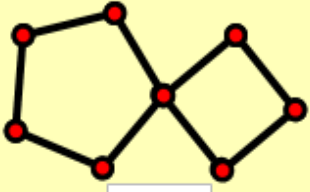

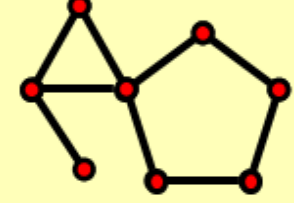
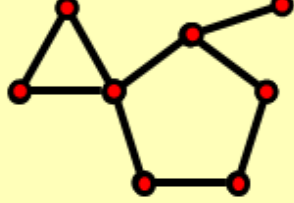
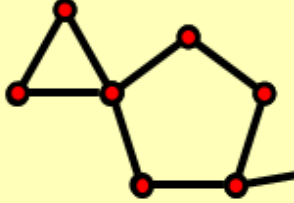
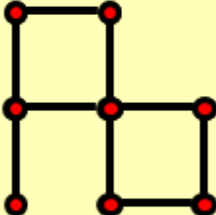
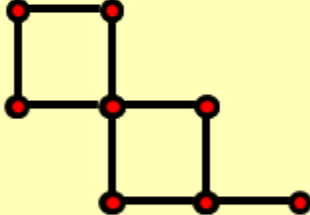
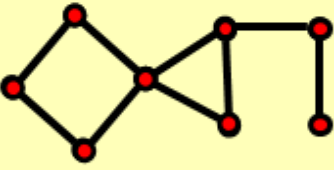
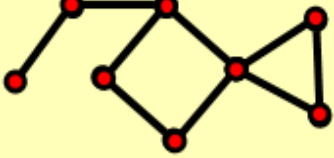
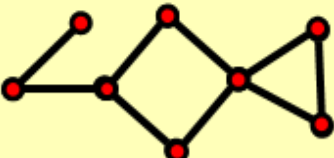


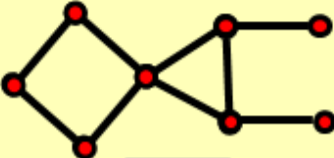
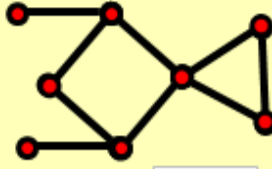
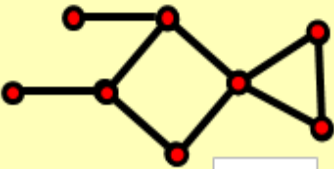
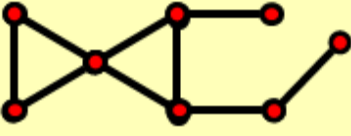
9-102-1

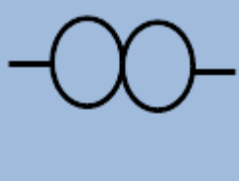
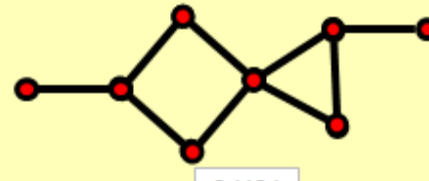
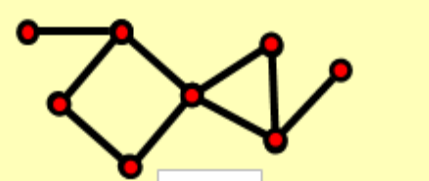
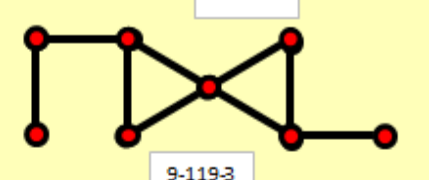

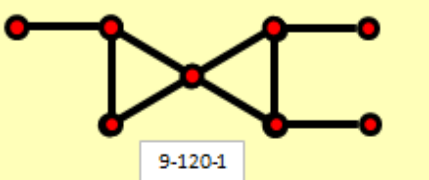

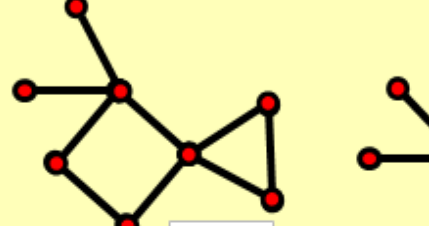
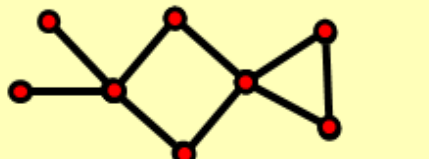
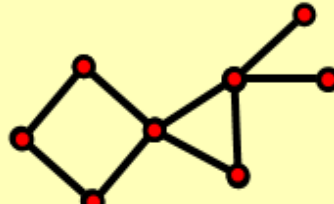
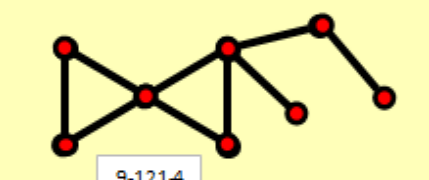

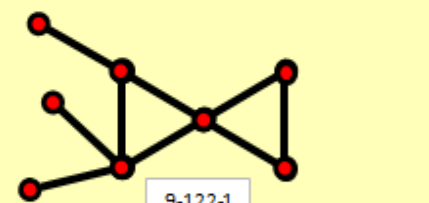

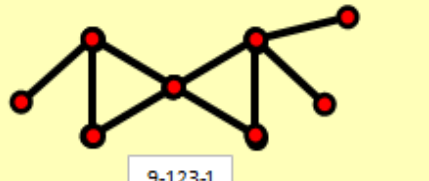

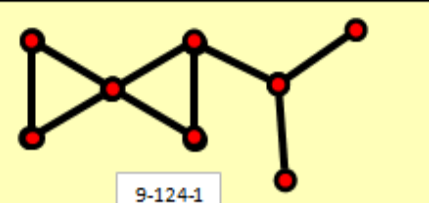
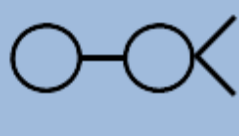
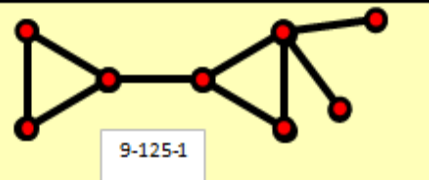
9-102



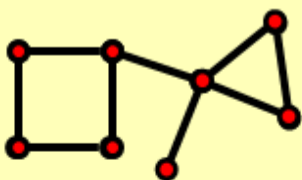
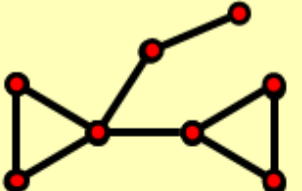
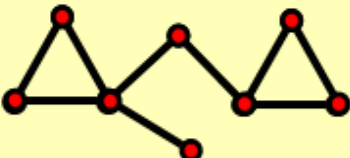

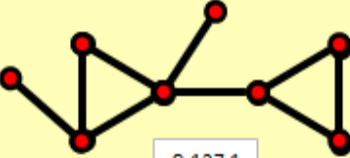

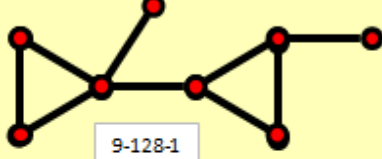

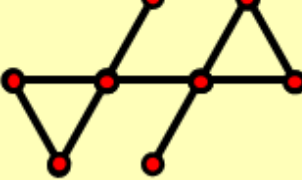
1

<p>9-103</p> 	 <p>9-103-1</p>  <p>9-103-2</p>  <p>9-103-3</p>  <p>9-103-4</p>  <p>9-103-5</p>	5
<p>9-104</p> 	 <p>9-104-1</p>	1
<p>9-105</p> 	 <p>9-105-1</p>  <p>9-105-2</p>  <p>9-105-3</p>  <p>9-105-4</p>  <p>9-105-5</p>  <p>9-105-6</p>	6
<p>9-106</p> 	 <p>9-106-1</p>  <p>9-106-2</p>  <p>9-106-3</p>  <p>9-106-4</p>	4


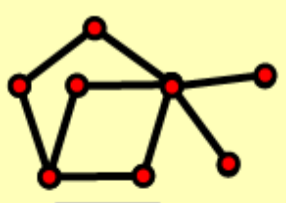
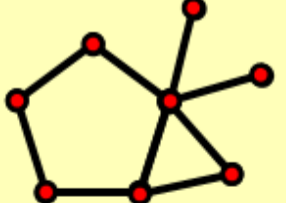
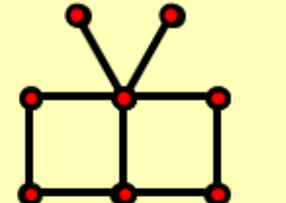
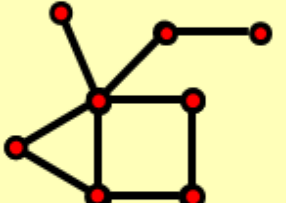

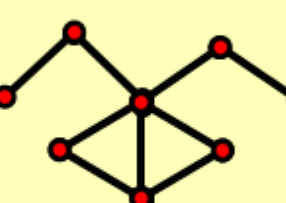


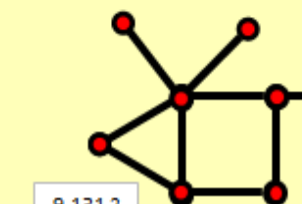

9-107		 <p>9-107-1</p>	1
9-108		 <p>9-108-1</p>	1
9-109		 <p>9-109-1 9-109-2 9-109-3</p>	3
9-110		 <p>9-110-1</p>	1
9-111		 <p>9-111-1</p>	1
9-112		 <p>9-112-1</p>	1
9-113		 <p>9-113-1</p>	1

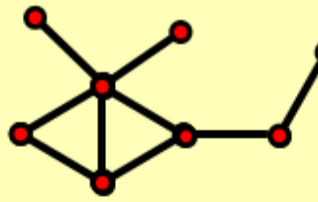
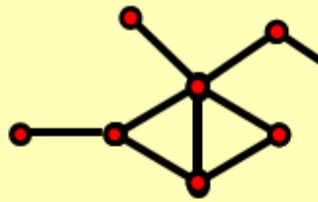

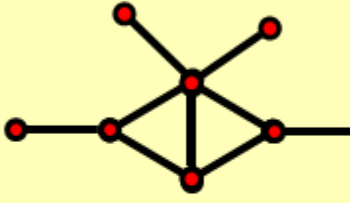
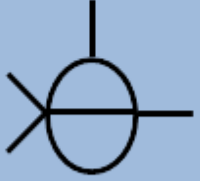
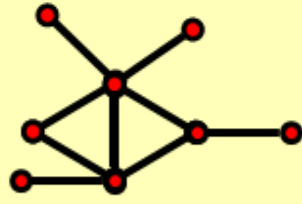

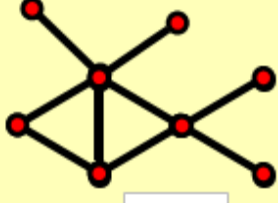

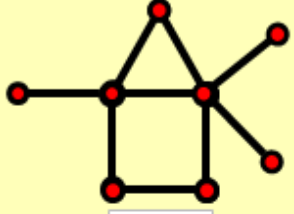
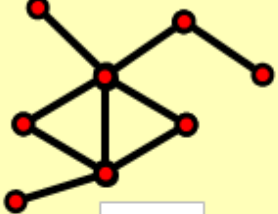
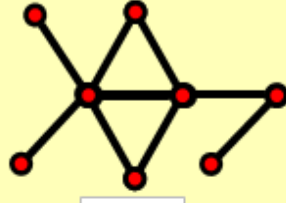

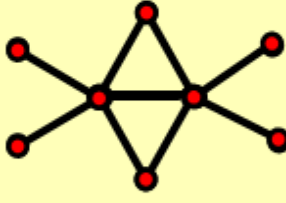

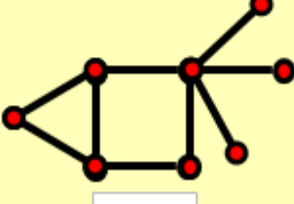
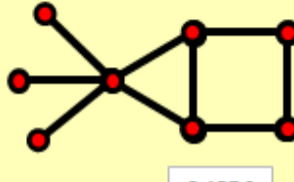
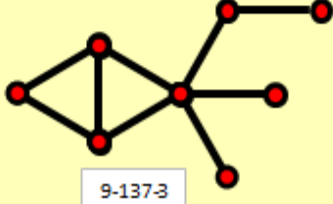
<p>9-114</p> 	 <p>9-114-1</p>	1
<p>9-115</p> 	 <p>9-115-1</p>	1
<p>9-116</p> 	 <p>9-116-1</p>  <p>9-116-2</p>	2
<p>9-117</p> 	 <p>9-117-1</p>  <p>9-117-2</p>  <p>9-117-3</p>  <p>9-117-4</p>  <p>9-117-5</p>  <p>9-117-6</p>  <p>9-117-7</p>  <p>9-117-8</p>  <p>9-117-9</p>	9
<p>9-118</p> 	 <p>9-118-1</p>  <p>9-118-2</p>  <p>9-118-3</p>  <p>9-118-4</p>	4


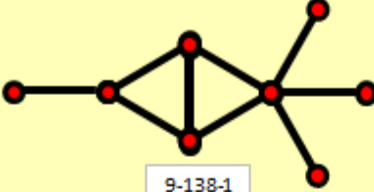

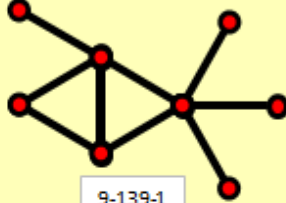

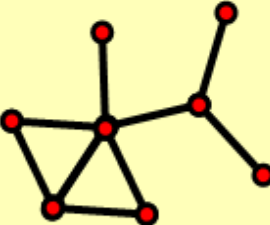



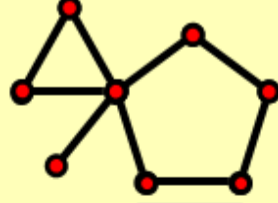
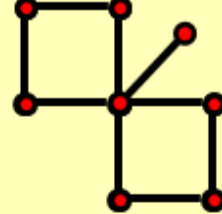
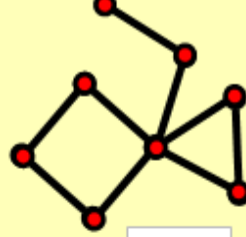
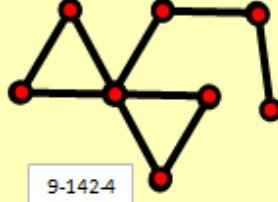

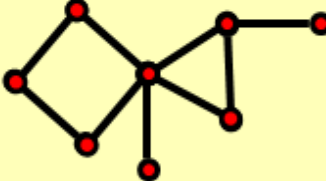
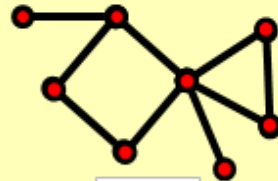
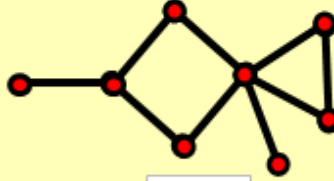
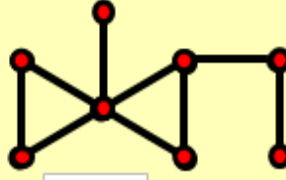

<p>9-119</p> 	 <p>9-119-1</p>  <p>9-119-2</p>  <p>9-119-3</p>	<p>3</p>
<p>9-120</p> 	 <p>9-120-1</p>	<p>1</p>
<p>9-121</p> 	 <p>9-121-1</p>  <p>9-121-2</p>  <p>9-121-3</p>  <p>9-121-4</p>	<p>4</p>
<p>9-122</p> 	 <p>9-122-1</p>	<p>1</p>
<p>9-123</p> 	 <p>9-123-1</p>	<p>1</p>
<p>9-124</p> 	 <p>9-124-1</p>	<p>1</p>
<p>9-125</p> 	 <p>9-125-1</p>	<p>1</p>

<p>9-126</p> 	 <p>9-126-1</p>  <p>9-126-2</p>  <p>9-126-3</p>  <p>9-126-4</p>	4
<p>9-127</p> 	 <p>9-127-1</p>	1
<p>9-128</p> 	 <p>9-128-1</p>	1
<p>9-129</p> 	 <p>9-129-1</p>	1

3.9.3.3. Matchstick graphs with $|E|=9$, $F=3$, $|V|=8$, $\Delta=5$

<p>9-130</p> 	 <p>9-130-1</p>  <p>9-130-2</p>  <p>9-130-3</p>  <p>9-130-4</p>  <p>9-130-5</p>  <p>9-130-6</p>	6
	 <p>9-131-1</p>  <p>9-131-2</p>  <p>9-131-3</p>	

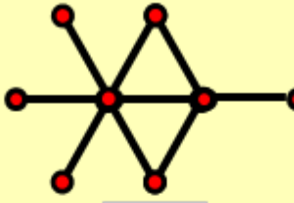
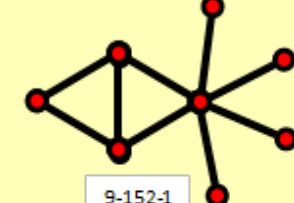
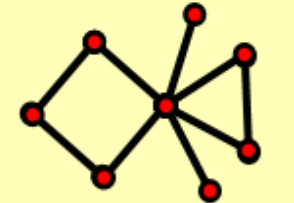
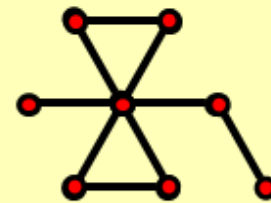
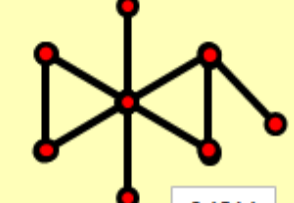
9-131		 <p>9-131-4</p>	 <p>9-131-5</p>	5
9-132		 <p>9-132-1</p>		1
9-133		 <p>9-133-1</p>		1
9-134		 <p>9-134-1</p>		1
9-135		 <p>9-135-1</p>	 <p>9-135-2</p>	 <p>9-135-3</p>
9-136		 <p>9-136-1</p>		1
9-137		 <p>9-137-1</p>	 <p>9-137-2</p>	 <p>9-137-3</p>

9-138	  <p>9-138-1</p>	1
9-139	  <p>9-139-1</p>	1
9-140	  <p>9-140-1</p>	1
9-141	  <p>9-141-1</p>	1
9-142	  <p>9-142-1</p>  <p>9-142-2</p>  <p>9-142-3</p>  <p>9-142-4</p>	4
9-143	  <p>9-143-1</p>  <p>9-143-2</p>  <p>9-143-3</p>  <p>9-143-4</p>  <p>9-143-5</p>	5

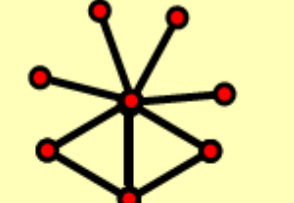
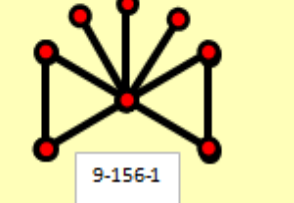
9-144			1
9-145			1
9-146			1
9-147			1
9-148			1

3.9.3.4. Matchstick graphs with $|E|=9$, $F=3$, $|V|=8$, $\Delta=6$

9-149		 	2
9-150			1

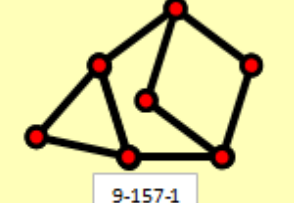
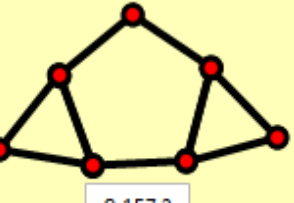
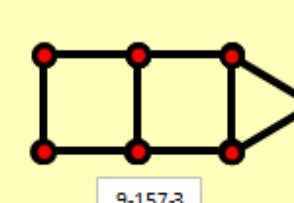
9-151	 <p>9-151-1</p>	1	
9-152	 <p>9-152-1</p>	1	
9-153	 <p>9-153-1</p>	 <p>9-153-2</p>	2
9-154	 <p>9-154-1</p>	1	

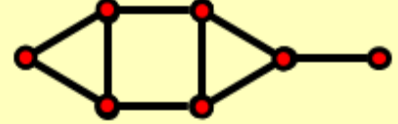
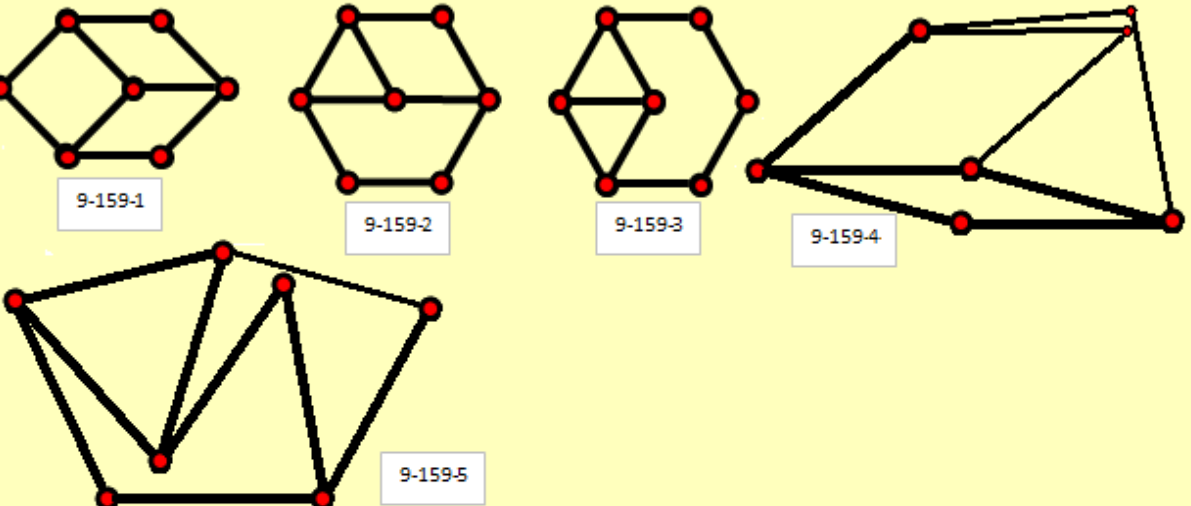
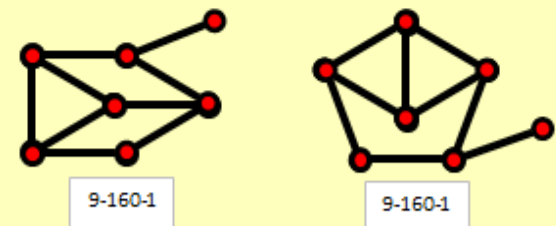
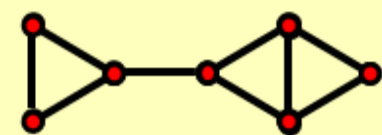
3.9.3.5. Matchstick graphs with $|E|=9$, $F=3$, $|V|=8$, $\Delta=7$

9-155	 <p>9-155-1</p>	1
9-156	 <p>9-156-1</p>	1

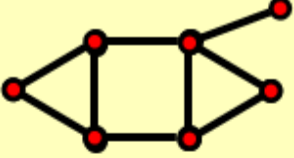
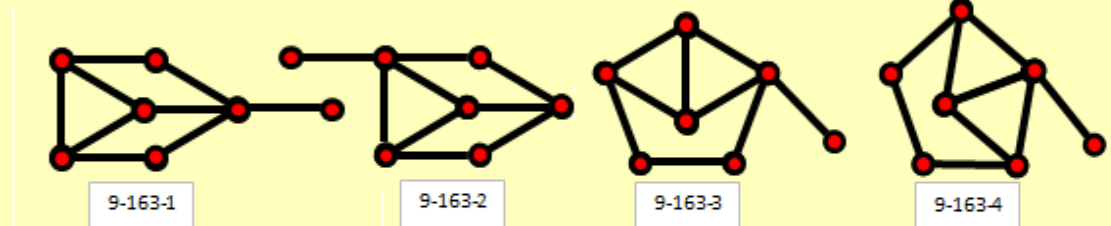
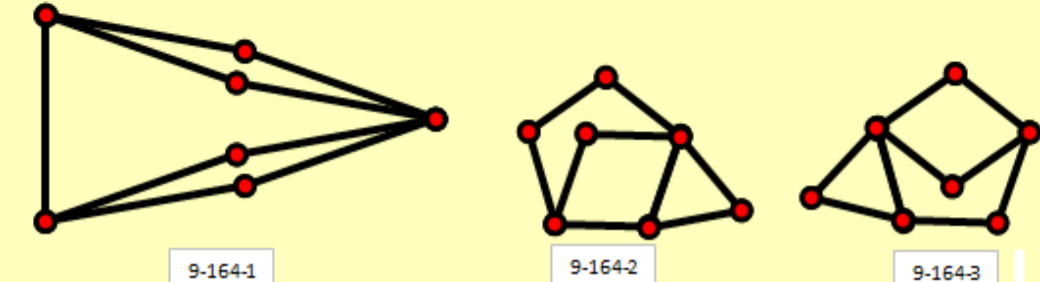
3.9.4. Matchstick graphs with $|E|=9$, $F=4$, $|V|=7$

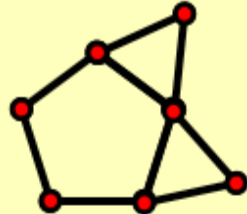
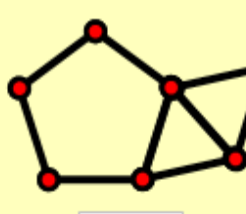
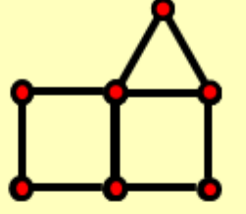
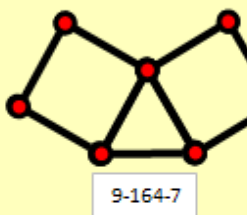
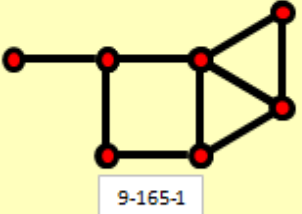
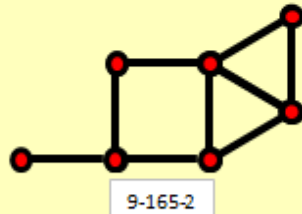
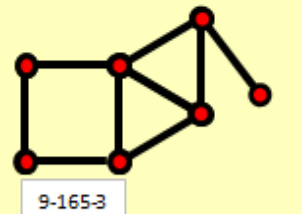
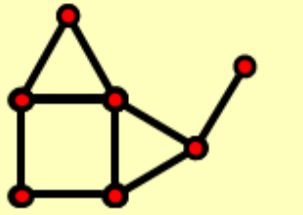
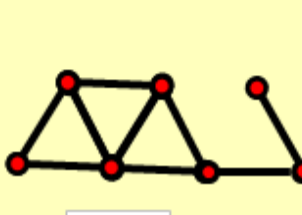
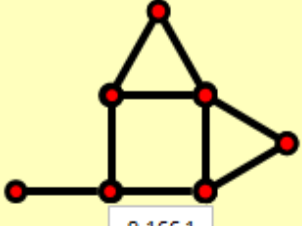
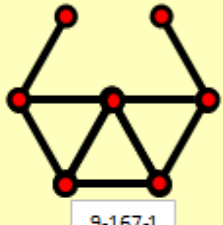
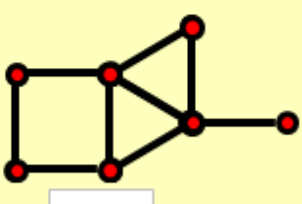
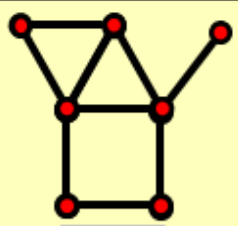
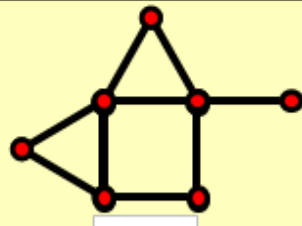

3.9.4.1. Matchstick graphs with $|E|=9$, $F=4$, $|V|=7$, $\Delta=3$




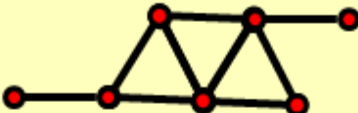

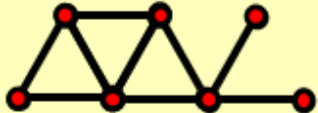

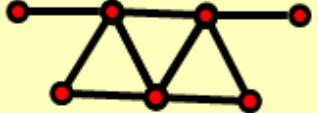

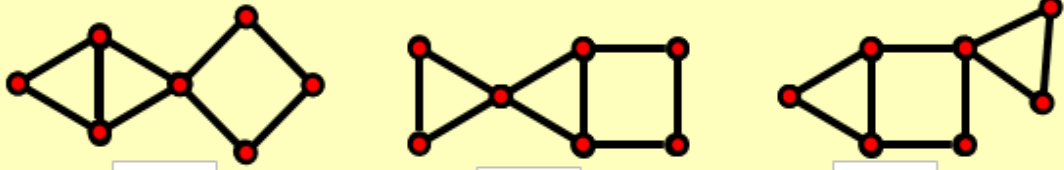





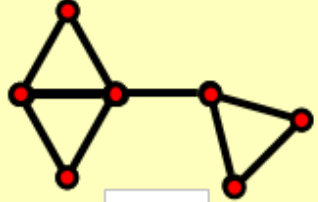
9-157	 <p>9-157-1</p>	 <p>9-157-2</p>	 <p>9-157-3</p>	3
-------	--	--	--	---


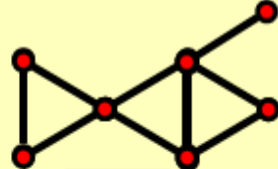

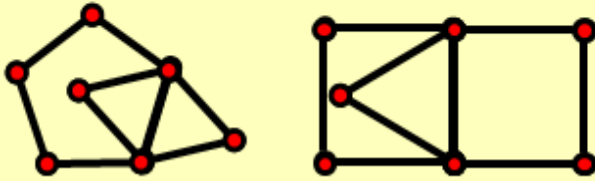

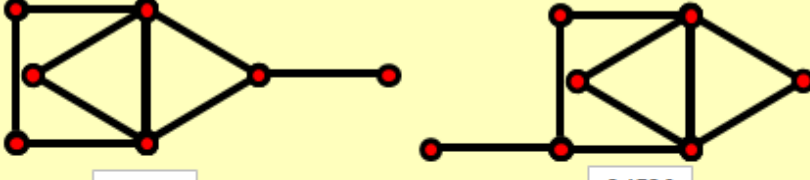


9-158	 <p>9-158-1</p>	1
9-159	 <p>9-159-1 9-159-2 9-159-3 9-159-4</p> <p>9-159-5</p>	5
9-160	 <p>9-160-1 9-160-1</p>	2
9-161	 <p>9-161-1</p>	1

3.9.4.2. Matchstick graphs with $|E|=9$, $F=4$, $|V|=7$, $\Delta=4$


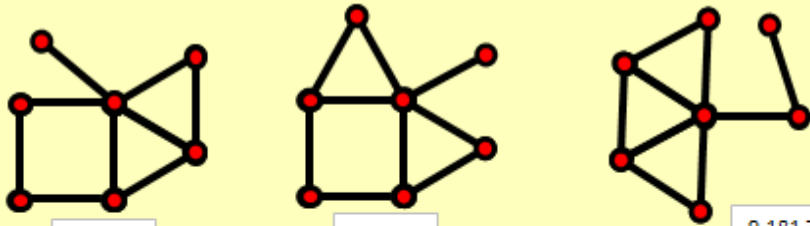

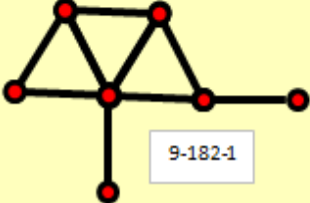

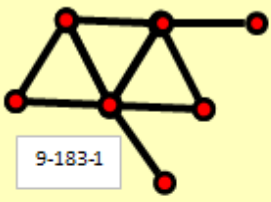

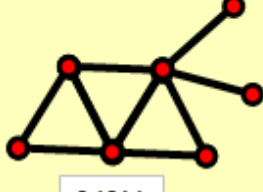
9-162	 <p>9-162-1</p>	1
9-163	 <p>9-163-1 9-163-2 9-163-3 9-163-4</p>	4
9-164	 <p>9-164-1 9-164-2 9-164-3</p>	


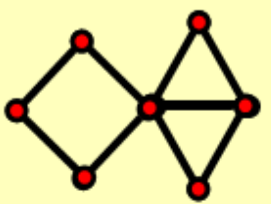
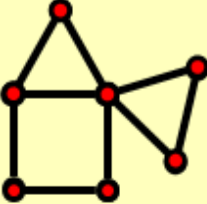


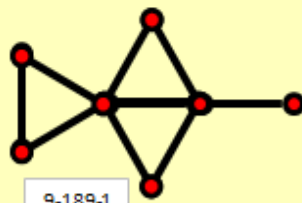
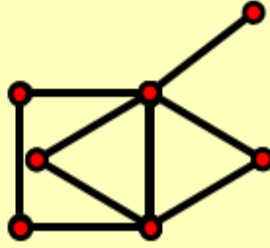
9-164	 <p>9-164-4</p>  <p>9-164-5</p>  <p>9-164-6</p>  <p>9-164-7</p>	7
9-165	 <p>9-165-1</p>  <p>9-165-2</p>  <p>9-165-3</p>  <p>9-165-4</p>  <p>9-165-5</p>	5
9-166	 <p>9-166-1</p>	1
9-167	 <p>9-167-1</p>	1
9-168	 <p>9-168-1</p>  <p>9-168-2</p>  <p>9-168-3</p>  <p>9-168-4</p>	4

9-169		 <p data-bbox="446 179 542 224">9-169-1</p>	1
9-170		 <p data-bbox="502 403 598 448">9-170-1</p>	1
9-171		 <p data-bbox="486 604 582 649">9-171-1</p>	1
9-172		 <p data-bbox="470 806 566 851">9-172-1</p>	1
9-173		 <p data-bbox="486 1041 582 1086">9-173-1</p> <p data-bbox="853 1041 949 1086">9-173-2</p> <p data-bbox="1204 1041 1300 1086">9-173-3</p>	3
9-174		 <p data-bbox="494 1276 590 1321">9-174-1</p>	1
9-175		 <p data-bbox="502 1478 598 1523">9-175-1</p>	1
9-176		 <p data-bbox="470 1758 566 1803">9-176-1</p>	1

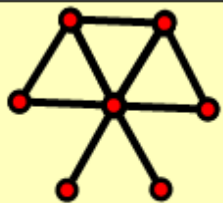
9-177		 <p>9-177-1</p>	1
9-178		 <p>9-178-1 9-178-2</p>	2
9-179		 <p>9-179-1 9-179-2</p>	2
9-180		 <p>9-180-1</p>	1

3.9.4.3. Matchstick graphs with $|E|=9$, $F=4$, $|V|=7$, $\Delta=5$


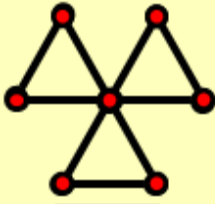
9-181		 <p>9-181-1 9-181-2 9-181-3</p>	3
9-182		 <p>9-182-1</p>	1
9-183		 <p>9-183-1</p>	1
9-184		 <p>9-184-1</p>	1

9-185	 <p>9-185-1</p>	1
9-186	 <p>9-186-1</p>  <p>9-186-2</p>	2
9-187	 <p>9-187-1</p>	1
9-188	 <p>9-188-1</p>	1
9-189	 <p>9-189-1</p>	1
9-190	 <p>9-190-1</p>	1

3.9.4.4. Matchstick graphs with $|E|=9$, $F=4$, $|V|=7$, $\Delta=6$


9-191	 <p>9-191-1</p>	1
-------	--	---

	 <div style="text-align: center; margin-top: 5px;">9-192-1</div>	1
---	---	---

	 <div style="text-align: center; margin-top: 5px;">9-193-1</div>	1
---	---	---


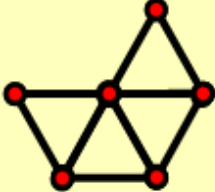
3.9.5. Matchstick graphs with $|E|=9$, $F=5$, $|V|=6$

3.9.5.1. Matchstick graphs with $|E|=9$, $F=5$, $|V|=6$, $\Delta=4$

	 <div style="text-align: center; margin-top: 5px;">9-194-1</div>	1
---	---	---

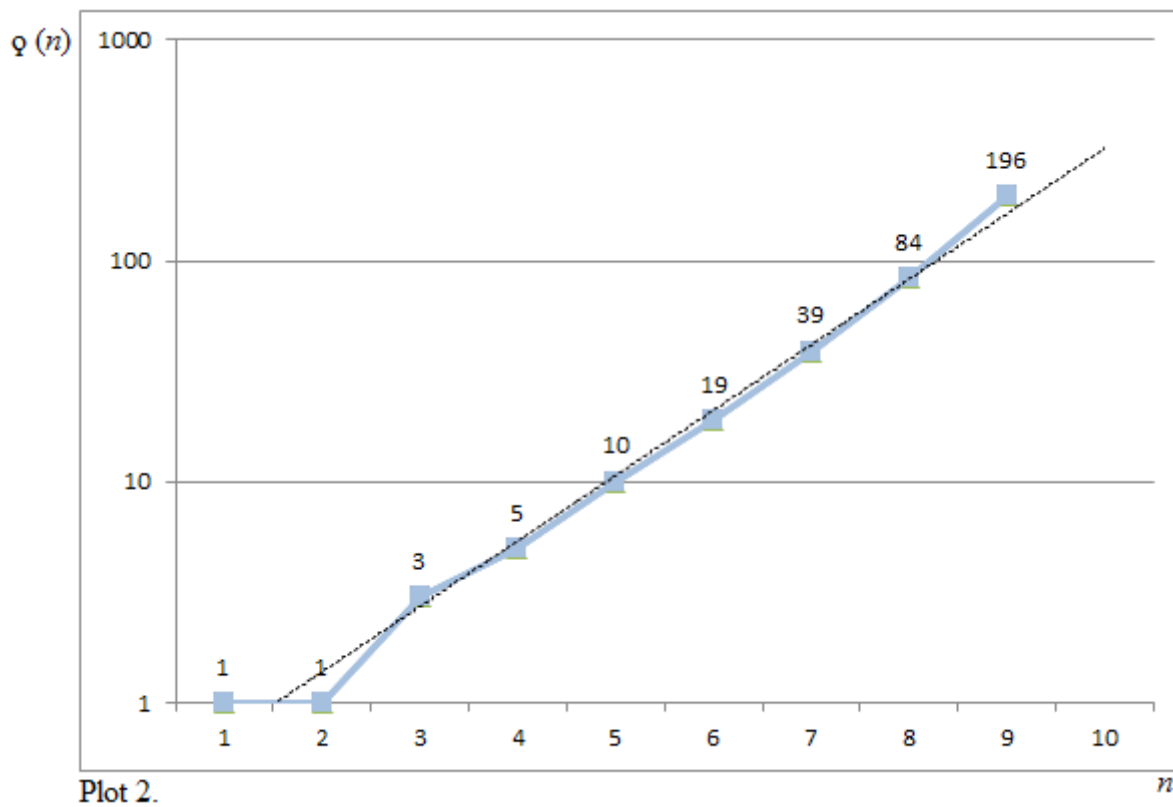
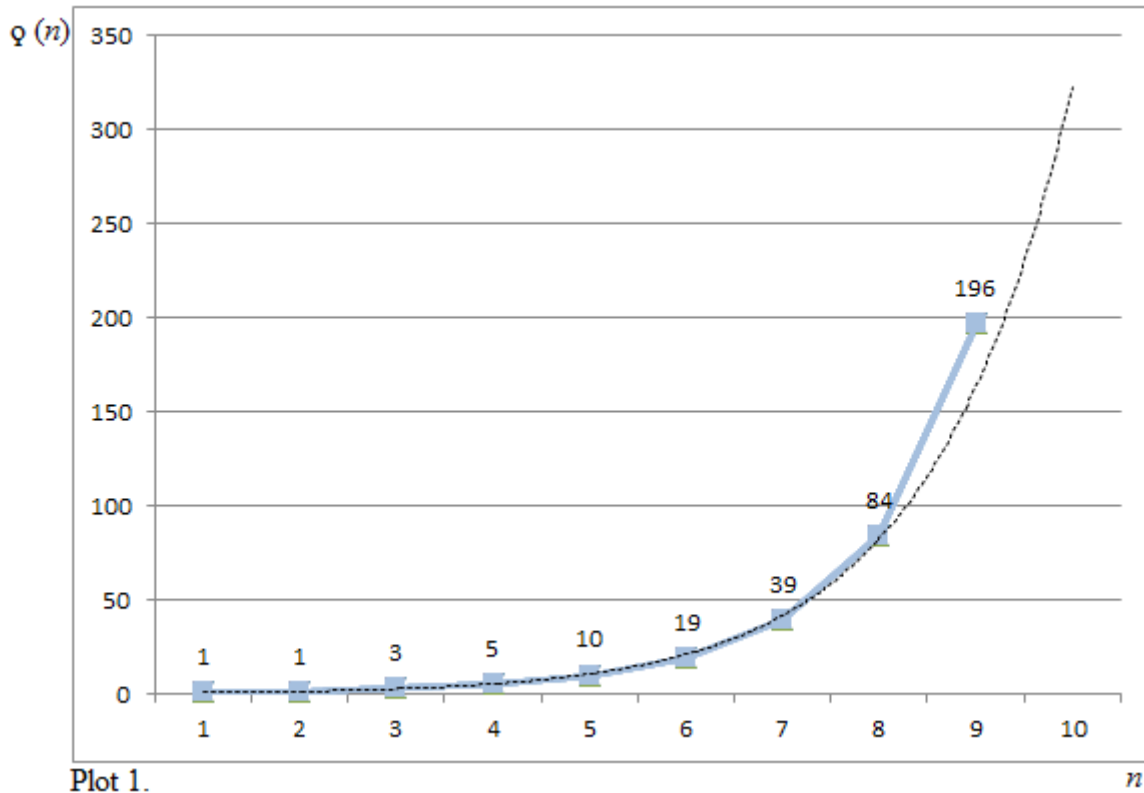
	 <div style="text-align: center; margin-top: 5px;">9-195-1</div>	1
---	--	---

3.9.5.2. Matchstick graphs with $|E|=9$, $F=5$, $|V|=6$, $\Delta=5$

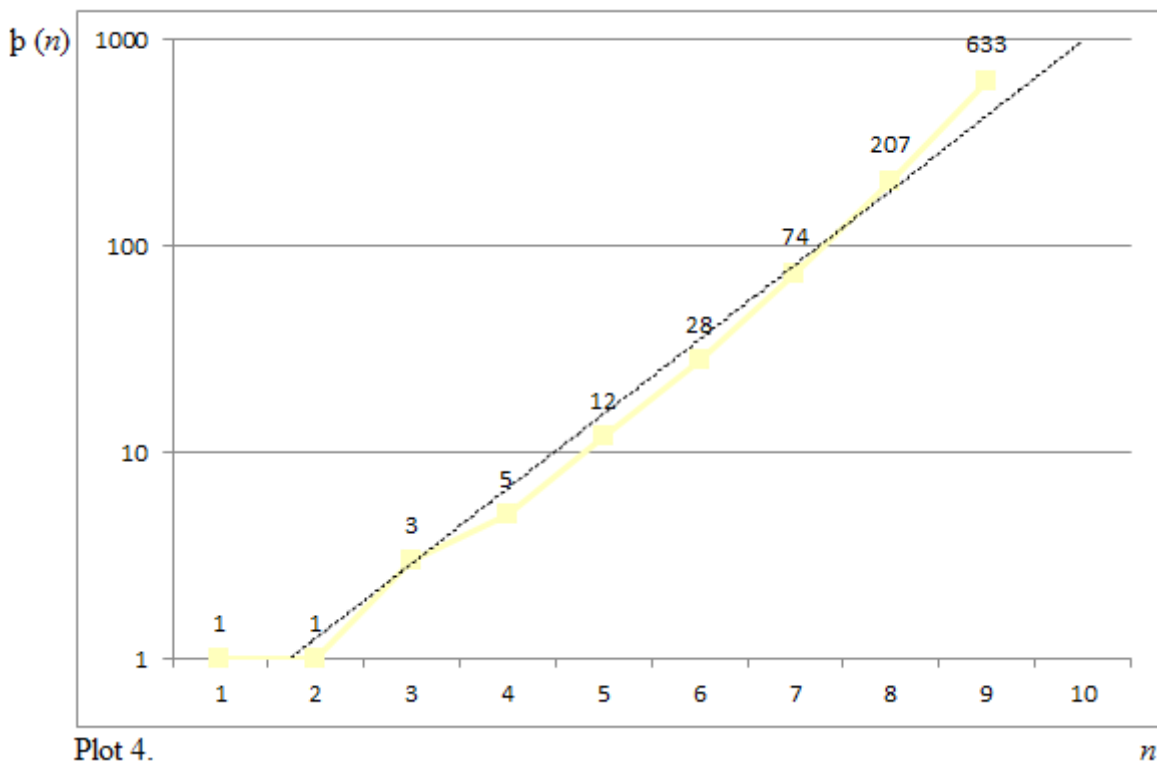
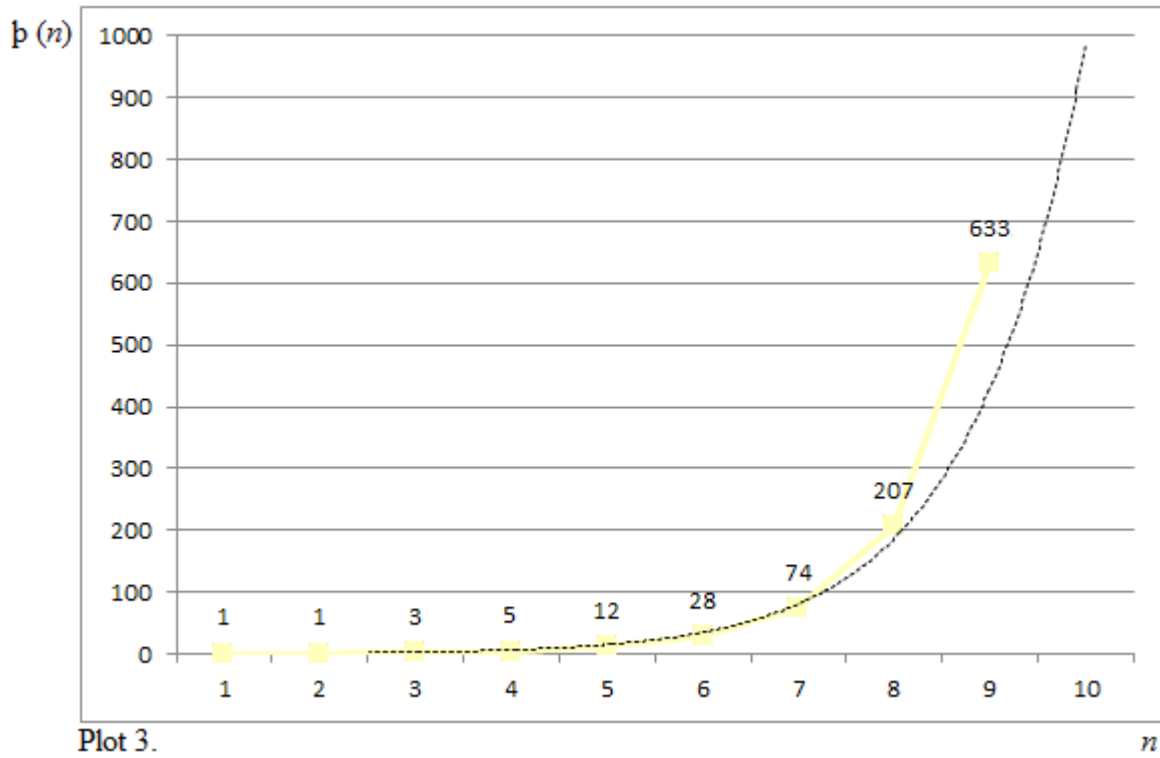
	 <div style="text-align: center; margin-top: 5px;">9-196-1</div>	1
---	---	---

4. Plots

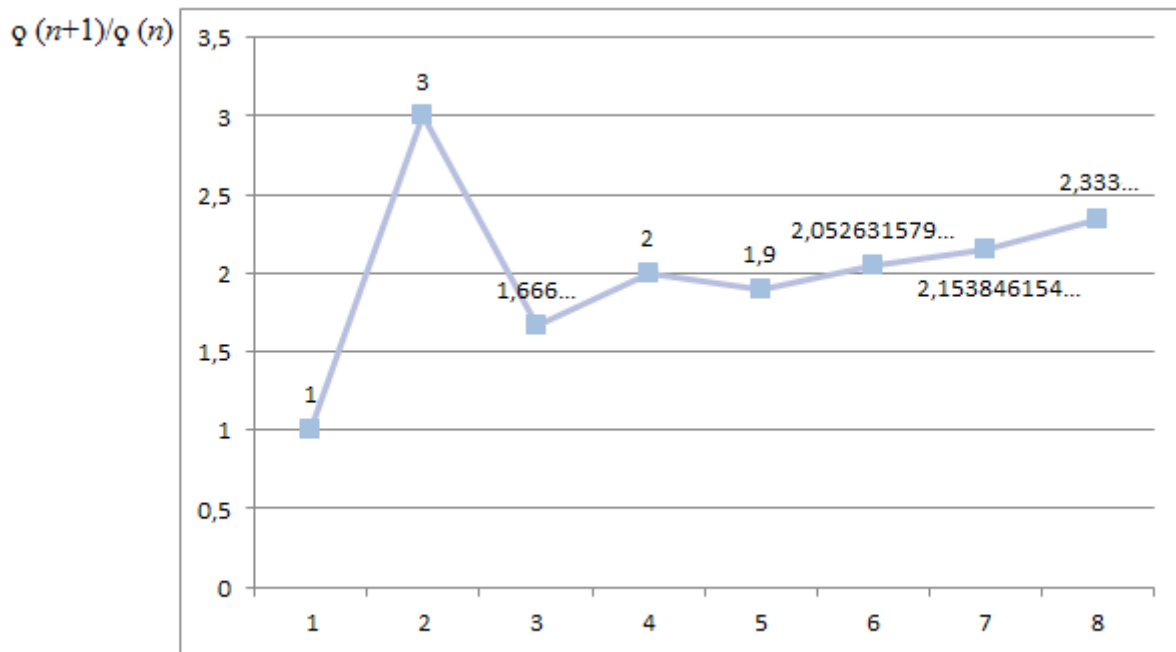
Plots 1 and 2 displays the value of $q(n)$, respectively in linear and logarithmic scale.



The same is done for $p(n)$ in plots 3 and 4.

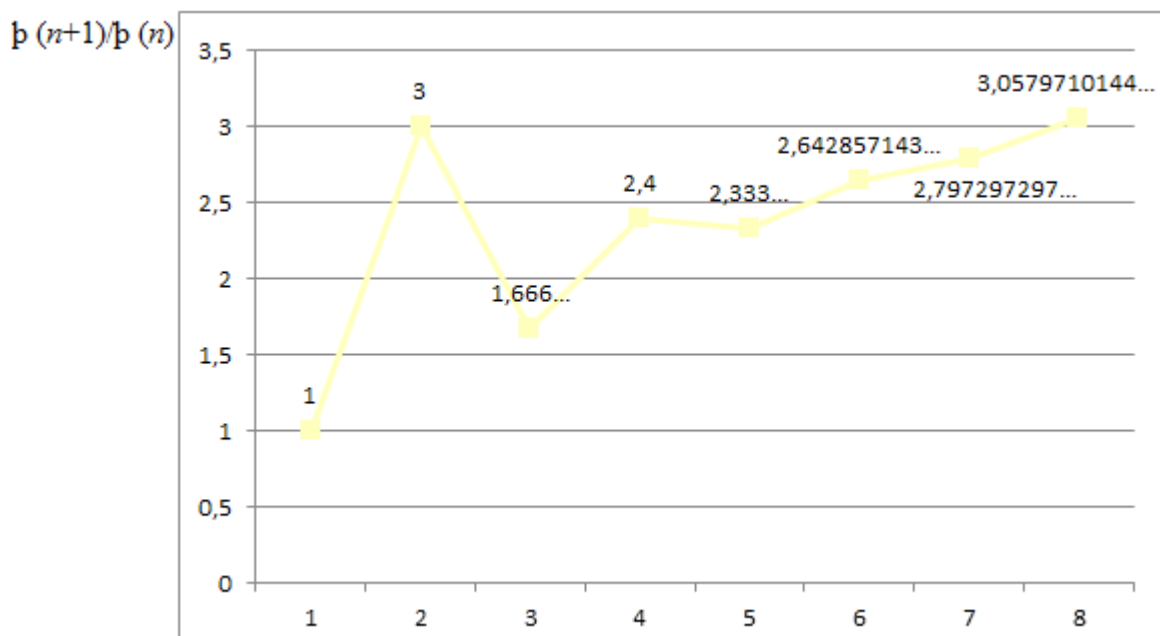


The incremental ratios between consecutive terms of $q(n)$ and $p(n)$ are shown in plots 5 and 6. After an initial oscillation, with $n > 4$ both quotients grow monotonically as n increases.



Plot 5.

n

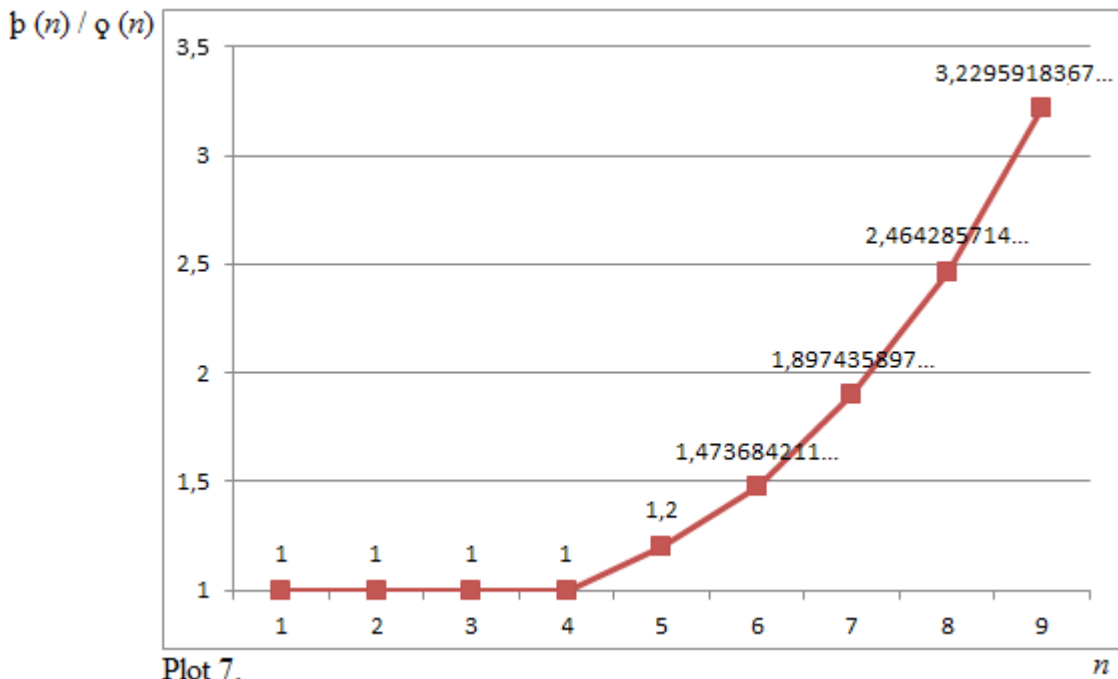


Plot 6.

n

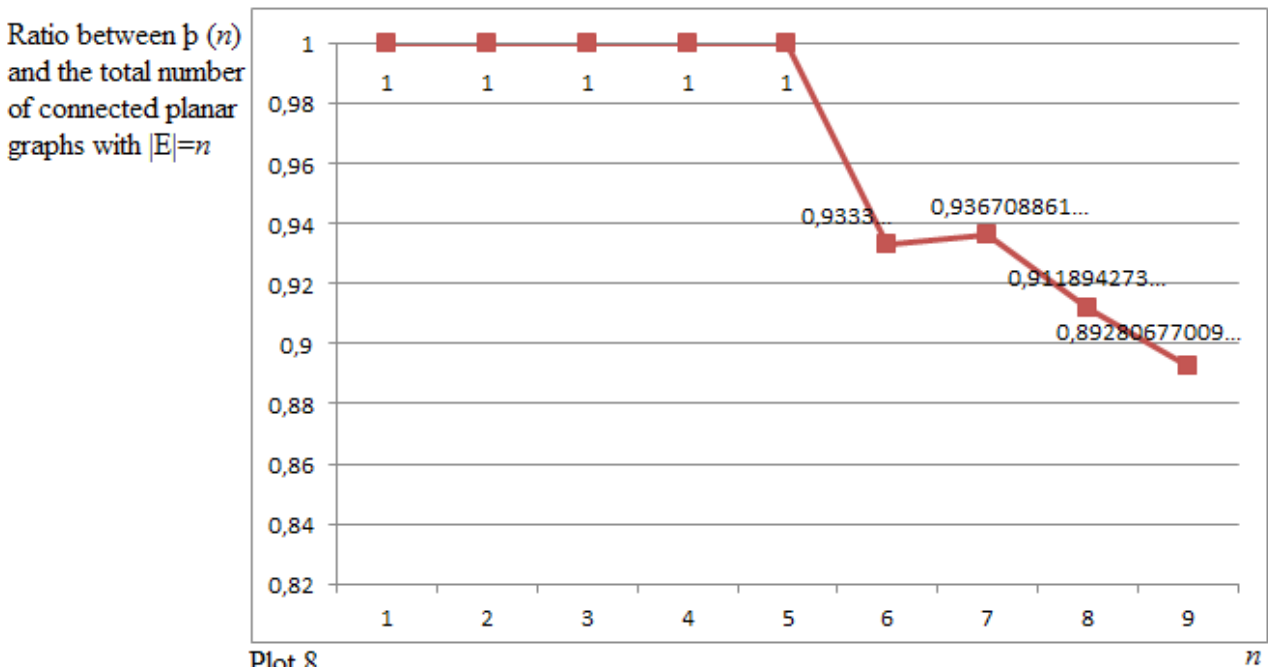
If we suppose that the trend continues also for $n=10$, this would place a lower limit of 458 for $q(10)$ and of 1936 for $p(10)$. It seems reasonable to expect $q(10)$ to be about from 500 to 600.

Plot 7 reports the average number of non-isomorphic matchstick graphs for homeomorphism class. Also this sequence shows a monotonically growing behavior with $n > 4$.



Plot 7.

Plot 8 shows what fraction of all the connected planar graphs consists in matchstick graphs. Up to 5 edges, every planar graph is a matchstick graph as well. Then the quotient starts decreasing quite irregularly. Since we know there are 2318 connected planar graphs with 10 edges (Steinbach 1990 [7]), to made a coarse intepolation, would be plausible to expect a value of about 2000-2100 for $p(n)$.



Plot 8.

5. Acknowledgement

I gratefully thank Alexis Vaisse (Ubisoft Entertainment) for the correction of some errors in a previous version of this catalog.

6. References

- [1] Harborth, Heiko (1994). “*Match sticks in the plane*”, in Guy, R. K.; Woodrow, R. E., *The Lighter Side of Mathematics: Proceedings of the Eugène Strens Memorial Conference of Recreational Mathematics and its History*, Calgary, Canada, 1986, Washington, D.C.: Mathematical Association of America, pp. 281–288.
- [2] Eades, Peter; Wormald, Nicholas C. (1990). “*Fixed edge-length graph drawing is NP-hard*”. *Discrete Applied Mathematics* **28** (2): 111–134
- [3] Cabello, Sergio; Demaine, Erik D.; Rote, Günter (2007). “*Planar embeddings of graphs with specified edge lengths*”. *Journal of Graph Algorithms and Applications* **11** (1): 259–276.
- [4] Gardner, M. (1969). “*The Problem of the Six Matches*”, in *The Unexpected Hanging and Other Mathematical Diversions*. Simon and Schuster, NY, p. 80.
- [5] Read, R. C. (July 1968). “*From Forests to Matches*”. *Journal of Recreational Mathematics*, **1** (3): 60-172.
- [6] Cfr. OEIS sequences A003055 (<http://oeis.org/history/view?seq=A003055&v=21>) and A066951 (<http://oeis.org/history/view?seq=A066951&v=13>).
- [7] Steinbach, P. (1990). “*Field Guide to Simple Graphs*”. Design lab, Albuquerque, NM

RAFFAELE SALVIA

E-mail address: raffaelesalvia@alice.it