

Uquantchem: A versatile and easy to use Quantum Chemistry Computational Software.

Petros Souvatzis*

*Department of Physics and Astronomy, Division of Materials Theory,
Uppsala University, Box 516, SE-75120, Uppsala, Sweden*

In this paper we present the Uppsala Quantum Chemistry package (UQUANTCHEM), a new and versatile computational platform with capabilities ranging from simple Hartree-Fock calculations to state of the art First principles Extended Lagrangian Born Oppenheimer Molecular Dynamics (XL-BOMD) and diffusion quantum Monte Carlo (DMC). The UQUANTCHEM package is distributed under the general public license and can be directly downloaded from the code web-site[1]. Together with a presentation of the different capabilities of the uquantchem code and a more technical discussion on how these capabilities have been implemented, a presentation of the user-friendly aspect of the package on the basis of the large number of default settings will also be presented. Furthermore, since the code has been parallelized within the framework of the message passing interface (MPI), the timing of some benchmark calculations are reported to illustrate how the code scales with the number of computational nodes for different levels of chemical theory.

I. INTRODUCTION

In order to complement the broad selection of quantum chemistry codes available with an "easy to use", development friendly and yet versatile computational framework, the Uppsala Quantum Chemistry package (UQUANTCHEM)[1] has recently been developed. The user-friendliness of the UQUANTCHEM package has been ascertained by a large set of default values for the computational parameters, in order for the inexperienced user not to get overwhelmed by technical details. Furthermore, thanks to the limited number of pre-installed computational libraries required prior to the installation of the UQUANTCHEM code (only the linear algebra package (LAPACK)[2] and the basic linear algebra subprograms (BLAS)[3] are required) the package is also very simple to install. The UQUANTCHEM code has been written completely in Fortran90 and comes in three versions; A serial version, an openmp version and a MPI version. In the case of the serial and the openmp version, more or less generic make files are provided for the ifortran and gfortran[4] compilers. The MPI version of the UQUANTCHEM code comes with pre-constructed make files for five of the largest computer clusters in Sweden, the Lindgren cluster[5], the Matter Cluster[6], the Triolith cluster[7], the Abisko cluster[8] and the Kalkyl cluster[9]. These makefiles can be used as templates to create makefiles for a broad selection of clusters.

The wide range of capabilities of the UQUANTCHEM package is perhaps best illustrated by the different levels of chemical theory in which the electron correlation can be treated by UQUANTCHEM, ranging from Hartree-Fock and Møller plesset second order perturbation theory (MP2)[10] to configuration interaction[11], density functional theory (DFT)[12, 13] and diffusion quantum

Monte Carlo (DQMC)[14].

The UQUANTCHEM package provides a platform on which further development can easily be made, because the implementation of the different electronic structure techniques in UQUANTCHEM is to a large extent based on the text books of *Szabo and Ostlund* [11] and *Cook* [15], and because the implementation is almost in one-to-one correspondence with these texts, i.e the code has been transparently written and well commented in reference to these texts.

II. CAPABILITIES

The UQUANTCHEM code is a versatile computational package with a number of features useful to any computational chemist. The main ingredient in any quantum chemical calculation is the level of theory in which the correlation of the electrons are treated, here the UQUANTCHEM package is no exception. The least computational demanding level of theory explored by the UQUANTCHEM code is the Hartree-Fock level of theory, where the electron correlation is completely ignored.

In the context of Hartree-Fock total energy calculations it is also possible to calculate analytical interatomic forces, enabling the user to either relax the molecular structure with respect to the Hartree-Fock total energy, or perform molecular dynamics (MD) calculations. Here the user can either choose to run a Born-Oppenheimer Molecular Dynamics calculation (BOMD), or an extended Lagrangian Molecular Dynamics calculation (XL-BOMD), where the density matrix of the next time-step is propagated from the previous time step by means of an auxiliary recursion relation[16]. The advantage of the XL-BOMD methodology over the BOMD approach is that in the case of XL-BOMD, there is no need of a thermostat and an accompanying rescaling of the nuclear velocities in order to suppress any energy drift. In Figure 1 the results obtained with the

*Email: petros.souvatzis@fysik.uu.se

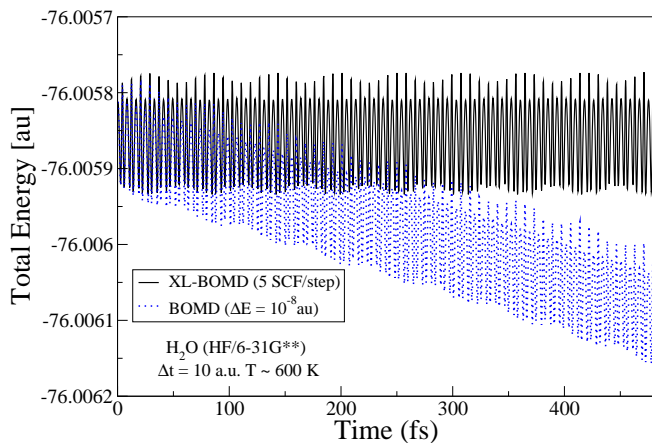


FIG. 1: Total energy of a Born-Oppenheimer molecular dynamics (BOMD) calculation of a H_2O molecule, where the density matrix from the previous time step, is used as the initial guess to the SCF optimization with the energy converged to $< 0.01 \mu\text{Hartree}$, blue dotted line. The total energy of a Extended Lagrangian Born-Oppenheimer molecular dynamics (XL-BOMD)[16] calculation of a H_2O molecule with 5 scf iterations per time step, full black line.

UQUANTCHEM code for a H_2O molecule using the XL-BOMD and BOMD schemes without thermostat are shown. Here the superiority of the XL-BOMD approach over the BOMD scheme is manifested by the lack of energy drift in the former’s total energy.

On the intermediate level of electron correlation theory implemented in the package one finds MP2[10], CISD[11] and DFT[12, 13]. When using the DFT level of electron correlation it is also possible to calculate analytical interatomic forces, and therefore also perform structural relaxation and molecular dynamics calculations. Here the DFT forces are analytical to the extent that the gradients with respect to nuclear coordinates of the exchange correlation energy are calculated as analytical gradients of the quadrature expression used to calculate the exchange correlation energy[17].

The highest level of electron correlation theory possible to utilize within the UQUANTCHEM package is DQMC[14]. Here it is possible, within the fixed node approximation[18], to calculate total ground state energies of medium sized molecules taking into account $> 90\%$ of the correlation energy. In Figure 2 the estimated charge density of a H_2O molecule is shown, here calculated with DQMC as implemented in UQUANTCHEM.

III. IMPLEMENTATION DETAILS

The code utilizes a localized atomic basis set, where each basis function, ϕ_i , is constructed from a contraction

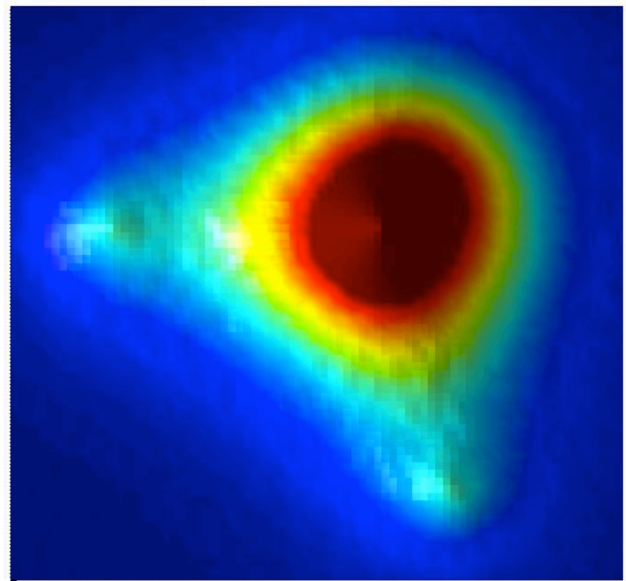


FIG. 2: The estimated charge density in water using a diffusion quantum Monte Carlo algorithm as implemented in the UQUANTCHEM code. Here red colors correspond to high values of the charge density and blue or bluish colors correspond to low values. The charge density was estimated from 2000 walkers and $4.0 \cdot 10^6$ time steps with a time step of $\Delta t = 1.0 \cdot 10^{-4}$ au, and a cusp corrected[19] cc-pVTZ basis. The resulting ground state energy was $E_0 = -76.4409 \pm 0.0002$ a.u. The rendering of the charge density map was obtained by using the UQUANTCHEM output file `CHARGEDENS.dat` as input to the Matlab script `chargdens2DIM.m`, which is a script provided with the UQUANTCHEM package.

of primitive cubic Gaussian orbitals[15]

$$\phi_i(x, y, z) =$$

$$\sum_n d_{in} (x - X_i)^{L_i} (y - Y_i)^{M_i} (z - Z_i)^{N_i} e^{-\alpha_i (\mathbf{r} - \mathbf{R}_i)^2}. \quad (1)$$

Here, d_{in} are the contraction coefficients, $\mathbf{R}_i = (X_i, Y_i, Z_i)$ are the atomic coordinates at which the basis function is centered, α_i are the primitive Gaussian exponents and L_i, M_i and N_i integer numbers determining the angular momentum, $l = L_i + M_i + N_i$, of the corresponding basis function. In what follows we will suppress the spin part of the basis functions and assume that the spin degrees of freedom are treated implicitly, i.e have been integrated out.

Thanks to the use of primitive Gaussians almost all the matrices involved in the different implementations, such as the overlap matrix, S , the kinetic energy matrix,

T and the nuclear attraction matrix, V defined by

$$S_{ij} = \int d^3\mathbf{r} \phi_i(\mathbf{r}) \phi_j(\mathbf{r}), \quad (2)$$

$$T_{ij} = -\frac{1}{2} \int d^3\mathbf{r} \phi_i(\mathbf{r}) \nabla^2 \phi_j(\mathbf{r}), \quad (3)$$

$$V_{ij} = -\sum_n Z_n \int d^3\mathbf{r} \frac{\phi_i(\mathbf{r}) \phi_j(\mathbf{r})}{|\mathbf{r} - \mathbf{R}_n|}, \quad (4)$$

have been calculated analytically. Here, Z_n denotes the atomic numbers of the nuclei. The implementation of the analytic evaluation of the above integrals follows almost exactly the outline given in D. B. Cook's book *Handbook of Computational Chemistry*. [15]

In order to enhance the performance of the code, the electron-electron integrals,

$$(ij|kl) = \int d^3\mathbf{r} \int d^3\mathbf{r}' \frac{\phi_i(\mathbf{r}) \phi_j(\mathbf{r}) \phi_k(\mathbf{r}') \phi_l(\mathbf{r}')}{|\mathbf{r} - \mathbf{r}'|}, \quad (5)$$

have been calculated by Rys quadrature [20], even though they can be calculated analytically as is described in Cook's book [15].

The exchange correlation energy, E_{xc} and the corresponding exchange correlation matrix elements, V_{ij}^{xc}

$$E_{xc} = \int d^3\mathbf{r} \epsilon_{xc}[\rho, \nabla\rho] \rho(\mathbf{r}), \quad (6)$$

$$V_{ij}^{xc} = \int d^3\mathbf{r} \phi_i(\mathbf{r}) \frac{\delta E_{xc}}{\delta \rho} \phi_j(\mathbf{r}) + \tilde{V}_{ij}^{xc}, \quad (7)$$

$$\tilde{V}_{ij}^{xc} = \int \frac{d^3\mathbf{r}}{|\nabla\rho|} \left(\nabla\phi_i \cdot \nabla\rho\phi_j + \phi_i \nabla\rho \cdot \nabla\phi_j \right) \frac{\partial E_{xc}}{\partial |\nabla\rho|} \quad (8)$$

defined through the exchange correlation energy density, $\epsilon_{xc}[\rho]$, and the functional derivative of the exchange correlation energy,

$$\frac{\delta E_{xc}}{\delta \rho} - \frac{d}{dx} \left(\frac{\delta E_{xc}}{\delta (\nabla\rho)_x} \right) - \frac{d}{dy} \left(\frac{\delta E_{xc}}{\delta (\nabla\rho)_y} \right) - \frac{d}{dz} \left(\frac{\delta E_{xc}}{\delta (\nabla\rho)_z} \right),$$

have been calculated by decomposing the above spatial integrals into sums of integrals over atom-centered "fuzzy" polyhedra, as described by Becke [21]. Each one of these polyhedral integrals is computed by the use of Gauss-Chebyshev quadrature of second order [22], and Lebedev quadrature [23]. Here, ρ denotes the charge density.

The only difference between the implementation of the above integrals in UQUANTCHEM and the outline given by Becke [21], is that in the UQUANTCHEM implementation, the mapping of the interval $x \in [-1, 1]$ into the radial integration interval $r \in [0, \infty]$, enabling the use of Gauss-Chebyshev quadrature, is contrary to what is prescribed by Becke done with the mapping

$$r = -r_m \log \left[1 - \left(\frac{x+1}{2} \right)^4 \right]. \quad (9)$$

Here r_m is the Slater atomic covalent radius [24] of the atom at which the corresponding "fuzzy" tetrahedron is

centered. It has been shown by Mura *et al* [25] that the above mapping results in a much more accurate numerical integration as compared to what is achieved with the mapping proposed by Becke [21].

The density functionals provided with the UQUANTCHEM package are the local density approximation (LDA) functional of Vosko *et al* [26], the revised gradient corrected functional of Perdew *et al* [27] (revPBE) [28] and the B3LYP hybrid functional [26, 29–31].

The MP2 implementation and the CISD implementation very closely follow the outline given in the text-book of Szabo and Ostlund [11].

The implementation of the DQMC algorithm in UQUANTCHEM follows closely the algorithm outlined in the work of Umrigar *et al* [14]. However, in UQUANTCHEM the trial function is constructed with a much simpler Jastrow factor, \mathcal{J} , and the Slater determinants are constructed from cusp corrected Gaussian orbitals, instead of Slater type orbitals (STO), as in the work of Umrigar *et al*. The implementation of the cusp correction in UQUANTCHEM follows the prescription given by S. Manten and A. Lüchow [19]. The explicit form of the trial function used for the importance sampling in the DQMC of UQUANTCHEM is given by:

$$\Psi_T = D_\uparrow D_\downarrow \mathcal{J}. \quad (10)$$

Where

$$\mathcal{J} = \exp \left(\sum_{i < j} \frac{\delta \cdot b \cdot r_{ij}}{(1 + c \cdot r_{ij})} \right), \quad (11)$$

$r_{ij} = |r_i - r_j|$ is the distance between electron i and j , D_\uparrow and D_\downarrow are the Slater determinants created from spin up respectively spin down orbitals. The orbitals are constructed from the unrestricted Hartree-Fock (URHF) self consistent solution. Here $\delta = 0.25$ if the spin of the electrons i and j are identical otherwise if the spins are opposite, $\delta = 0.5$. Here, b and c are Jastrow parameters that can be chosen and optimized by the user.

IV. TECHNICAL DETAILS

As was mentioned in the introduction, the UQUANTCHEM package has been written with the aim of keeping a high level of transparency in order to facilitate further development, with the result of a somewhat limited computational speed for the serial implementation of the code. In this section we will mainly focus on how this limitation in computational speed has been dealt with by means of parallelization within the context of the message passing interface (MPI).

In Figure 3 the normalized computational times for a couple of benchmark calculations of the UQUANTCHEM MPI version are displayed. Here the lowest gain in computational speed can be found for

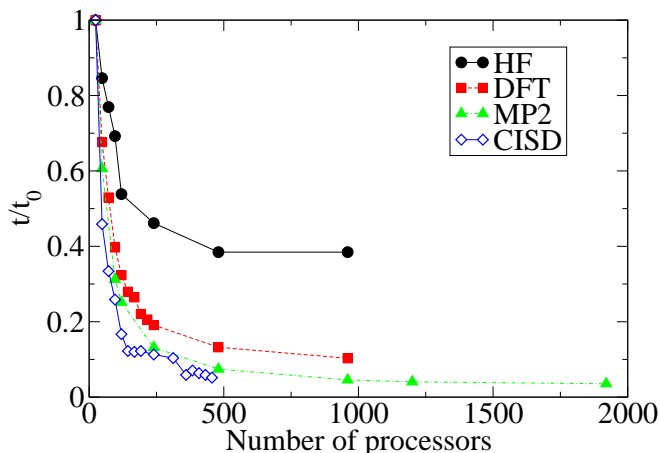


FIG. 3: Normalized computational time as a function of the number of processors used, for calculations performed at different levels of theory. Here the black circles are the computational times of a Hartree-Fock calculation of H_2O using a cc-pVQZ basis set, the red squares are the computational times of a density functional theory (DFT) [12, 13] calculation of H_2O using the Perdew, Burke and Ernzerhof (PBE) functional[27], the green triangles are the computational times of a second order Möller Plesset (MP2) [10] calculation of H_2O using a cc-pVTZ basis set and the empty blue diamonds are the computational times of a singles and doubles configuration interaction (CISD) calculation of H_2O using a cc-pVTZ basis set. Here $t_0 = 13$ s for the Hartree-Fock calculation, $t_0 = 68$ s, for the DFT calculation, $t_0 = 592$ s for the MP2 calculation and $t_0 = 425$ s for the CISD calculation.

the Hartree-Fock type of calculations (HF), where the speedup is saturated at ~ 500 processors resulting only in a $\sim 60\%$ decrease of the computational time. Whereas the best speedup can be found for the MP2 and CISD calculations with a $\sim 95\%$ decrease of the computational time, and no saturation of the speedup can be found at ~ 500 . The difference in enhanced performance between HF calculations and the MP2 and CISD calculations, comes from the fact that in the case of the HF calculation, only the computation of two-electron integrals, $(ij|kl)$, and the contraction of these integrals with the density matrices P_{ij} into Fock, J_{ij} , and exchange, K_{ij} , matrices, i.e

$$J_{ij} = \sum_{kl} (ij|kl)P_{kl} \quad , \quad K_{il} = \sum_{jk} (ij|kl)P_{jk}, \quad (12)$$

are parallelized. Whereas in the case of the MP2 calculation, also the sum of two-particle excitations[11] are made in parallel, and in the case of the CISD calculations, both the construction of the Hamiltonian and the diagonalization are made in parallel, thanks to the utilization of the Scalable Linear Algebra Package (scaLAPACK)[32] *divide and conquer* diagonalization routine PDSYEV[33].

Furthermore, since the storage of the CISD Hamiltonian is shared amongst all the computational nodes taking part in the calculation, memory bottlenecks can be avoided, permitting the computation and diagonalization of Hamiltonians of substantial size.

Furthermore, in order to accelerate the convergence of the HF and DFT self consistent calculations, the direct inversion of the iterative subspace algorithm (DIIS) of P. Pulay[34, 35] has also been implemented in both the serial and parallel versions of UQUANTCHEM.

V. USING THE CODE

The UQUANTCHEM package has been developed to be easily installed and run on UNIX-type platforms. The code has been compiled without any problems on machines running under Mac OSX 10.7, Red-Hat Linux and Ubuntu, using either the gfortran or ifort compilers.

The interface of the code with the user goes mainly through one single file, the INPUTFILE-file, through which the user specifies what type of calculation is going to be performed on what type of molecule. Below, the INPUTFILE-file specifying a DFT calculation of the total energy and HOMO-LUMO orbitals of a water molecule is given

```
CORRLEVEL B3LYP
TOL 1.0E-8
WHOMOLUMO .T.
Ne 10
NATOMS 3
ATOM 1 0.4535 1.7512 0.0000
ATOM 8 0.0000 0.0000 0.0000
ATOM 1 -1.8090 0.0000 0.0000
```

Apart from the INPUTFILE-file the user is only required to provide the code with the so called BASISFILE-file, specifying which type of Gaussian basis set to use in the calculation. The most common basis-sets used in modern quantum chemistry are provided within the UQUANTCHEM package. There is also the possibility to use the information at the *Basis Exchange Portal*, located at <https://bse.pnl.gov/bse/portal>, to extend the default library of basis-sets that comes with the UQUANTCHEM package.

Once the user has made sure that the files INPUTFILE and BASISFILE are located in the same directory as the code is being executed, then, in order to run for instance the serial version of the code, it is just a matter of giving the command:

```
"commad-prompt> ./uquantchem.s"
```

on the command line.

Thus from the above given exposé, it becomes apparent that the user can, after the code has been compiled, quickly start performing quantum chemical calculations without getting overwhelmed by a plethora of input-parameters and input-files. However, when necessary,

the user can always bypass the default settings and more carefully specify the calculation with the computational input-parameters that were initially "hidden".

VI. BENCHMARKING OF DFT

In Table I and Table II, we show the results of a series of geometry optimization calculations obtained with Uquantchem and the well established Gamess code [36]. Here the results obtained with Uquantchem is virtually indistinguishable from the results obtained with the Gamess code, especially when comparing the results obtained with the B3LYP hybrid functional. In order to calculate the exchange correlation potential matrix elements in these Uquantchem calculations, Gauss-Chenyshev quadrature of the second kind with 100 grid points was used for the radial integration, and Lebedev quadrature [23] using 194 angular grid points was used for the angular part of the integration. The structures of the molecules were considered optimized when the absolute values of the interatomic forces had been relaxed down to $< 10^{-6}$ a.u.

In Table III, the corresponding experimental structural parameters are also displayed.

VII. INTERFACING WITH OTHER COMPUTATIONAL SOFTWARE

The UQUANTCHEM software comes with a set of supporting utility scripts for generating two-dimensional

charge-density plots and three-dimensional iso-density plots with Matlab. See for example Figure 2 showing a two-dimensional charge-density plot of a water molecule generated with the `chargdens2DIM.m` Matlab script included in the software package.

The UQUANTCHEM has been adapted to work with the graphical software package XCrySDen [37], by generating a number of files in the xsf-format. In Figure 4 the highest occupied molecular orbital (HOMO) iso-surface and the lowest unoccupied molecular orbital (LUMO) iso-surface of Alanine are shown. The rendering of the iso-surfaces was obtained by using the UQUANTCHEM output files `HOMO.xsf` and `LUMO.xsf` as input to the `xcrysdn[37]` graphical software package.

Acknowledgements

Thanks to Professor Olle Eriksson for his patience and to Carl Caleman for his inspiration.

The manual for the UQUANTCHEM software package can be obtained at: http://www.anst.uu.se/pesou087/UU-SITE/Webbplats_2/UQUANTCHEM_files/manual.pdf

-
- [1] P. Souvatzis, the UQUANTCHEM software can be obtained free of charge from the address listed above and by using the password "hylleraas" for decrypting, URL <http://www.anst.uu.se/pesou087/DOWNLOAD-UQUANTCHEM/DOWNLOAD-UQUANTCHEM/DOWNLOAD-SITE-UQUANTCHEM.html>.
- [2] The Linear Algebra Package (LAPACK) can be obtained free of charge from the address listed above, URL <http://www.netlib.org/lapack>.
- [3] The the Basic Linear Algebra Subprograms (BLAS) can be obtained free of charge from the address listed above, URL <http://www.netlib.org/blas>.
- [4] The gfortran compiler can be downloaded free of charge from the address listed above., URL <http://gcc.gnu.org/wiki/GFortran>.
- [5] Lindgren is a Cray XE6 system, based on AMD Opteron 12-core "Magny-Cours" (2.1 GHz) processors and Cray Gemini interconnect technology. The Lindgren cluster is located at the PDC high performance computational center at the royal institute of technology (KTH) in Stockholm Sweden., URL <http://www.pdc.kth.se/resources/computers/lindgren>.
- [6] Matter is a Linux-based cluster with 512 HP Proliant SL2x170z and four HP Proliant DL160 G6 compute servers with a combined peak performance of 37 TFLOPS. The Matter cluster is located at the national super computing center in Linköping, Sweden., URL <http://www.nsc.liu.se/systems/>.
- [7] Triolith is a capability cluster with a total of 19200 cores and a theoretical peak performance of 338 TFLOPS/s. The Triolith cluster is located at the national super computing center in Linköping, Sweden., URL <http://www.nsc.liu.se/systems/triolith>.
- [8] Abisko is comprised of 322 nodes with a total of 15456 CPU cores. Each node is equipped with 4 AMD Opteron 6238 (Interlagos) 12 core 2.6 GHz processors. The Abisko cluster is located at HPC2N, Umeå University, Sweden., URL <http://www.hpc2n.umu.se/resources/abisko>.
- [9] The Kalkyl cluster has a total of 2784 64-bit processor cores. The Kalkyl cluster is located at Uppmax, Uppsala University, Sweden., URL <http://www.uppmax.uu.se/the-kalkyl-cluster>.
- [10] C. Møller and M. S. Plesset, Phys. Rev. **46**, 618 (1934).
- [11] A. Szabo and N. Ostlund, *Modern Quantum Chemistry* (Dover, Mineola, New York, 1996), 2nd ed.
- [12] P. Hohenberg and W. Kohn, Phys. Rev. **136**, B864 (1964).
- [13] W. Kohn and L. J. Sham, Phys. Rev. **140**, A1133 (1965).

TABLE I: Results from geometry optimization using the revPBE [28] functional, with 6-31G**. Here, α , is the equilibrium angle, d, in units of [\AA], the equilibrium distance between nearest neighbor atoms and, E, the total energy for the optimized structure.

	H ₂ O			NH ₃			CH ₄		
Code	$\alpha(\text{HOH})$	d(OH)	E [a.u.]	$\alpha(\text{HNH})$	d(NH)	E [a.u.]	$\alpha(\text{HCH})$	d(CH)	E [a.u.]
Gamess	102.571	0.9736	-76.3940	104.495	1.0271	-56.5378	109.471	1.0996	-40.5050
Uquantchem	102.598	0.9734	-76.3956	104.508	1.0269	-56.5391	109.469	1.0994	-40.5059

TABLE II: Results from geometry optimization using the B3LYP functional [26, 29–31], with 6-31G**. Here, α , is the equilibrium angle, d, in units of [\AA], the equilibrium distance between nearest neighbor atoms and, E, the total energy for the optimized structure.

	H ₂ O			NH ₃			CH ₄		
Code	$\alpha(\text{HOH})$	d(OH)	E [a.u.]	$\alpha(\text{HNH})$	d(NH)	E [a.u.]	$\alpha(\text{HCH})$	d(CH)	E [a.u.]
Gamess	103.720	0.9656	-76.3826	105.719	1.0183	-56.5212	109.471	1.0921	-40.4881
Uquantchem	103.741	0.9656	-76.3825	105.717	1.0183	-56.5211	109.470	1.0922	-40.4878

TABLE III: Experimental data for the equilibrium geometries for H₂O, NH₃ and CH₄ [28].

	α	d [\AA]
H ₂ O	103.9	0.959
NH ₃	106.0	1.012
CH ₄	109.5	1.086

- [14] C. J. Umrigar, M. P. Nightingale, and R. K. J., *J. Phys. Chem.* **99**, 2865 (1993).
- [15] D. B. Cook, ed., *Handbook of Computational Quantum Chemistry* (Dover, Mineola, New York, 2005), 2nd ed.
- [16] A. M. N. Niklasson, P. Steneteg, A. Odell, N. Bock, M. Challacombe, C. J. Tymczak, E. Holmström, G. Zheng, and V. Weber, *J. Chem. Phys.* **130**, 214109 (2009).
- [17] B. G. Johnson, P. M. W. Gill, and J. A. Pople, *J. Chem. Phys.* **98**, 5612 (1993).
- [18] A. Lüchow and R. F. Fink, *J. Chem. Phys.* **113**, 8457 (2000).
- [19] S. Manten and A. Lüchow, *J. Chem. Phys.* **115**, 5362 (2001).
- [20] J. D. Augspurger, D. E. Bernholdt, and C. E. Dykstra, *J. Comp. Chem.* **11**, 972 (1990).
- [21] A. D. Becke, *J. Chem. Phys.* **88**, 2547 (1988).
- [22] M. Abramowitz and I. A. Stegun, *Handbook of Mathematical Functions* (Dover, 1972), 10th ed.
- [23] V. I. Lebedev, *Zh. Vychisl. Mat. Mat. Fiz.* **16**, 293 (1976).
- [24] J. C. Slater, *J. Chem. Phys.* **41**, 3199 (1964).
- [25] M. E. Mura and P. J. Knowles, *J. Chem. Phys.* **104**, 9848 (1996).
- [26] S. Vosko, L. Wilk, and M. Nusair, *Can. J. Phys.* **58**, 1200 (1980).
- [27] J. P. Perdew., K. Burke., and M. Ernzerhof, *Phys. Rev. Lett* **77**, 3865 (1996).
- [28] Y. Zhang and W. Yang, *Phys. Rev. Lett* **80**, 890 (1998).
- [29] A. D. Becke, *Phys. Rev. A* **38**, 3098 (1988).
- [30] C. Lee, W. Yang, and R. G. Parr, *Phys. Rev. B.* **37**, 785

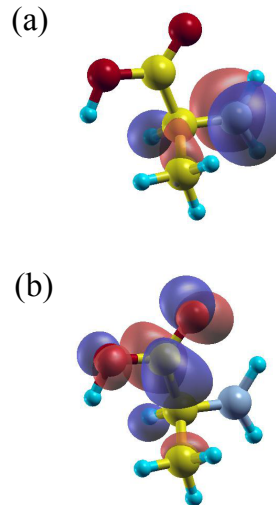


FIG. 4: The highest occupied molecular orbital (HOMO) iso-surface, (a), and the lowest unoccupied molecular orbital (LUMO) iso-surface, (b), of the Alanine amino acid calculated with UQUANTCHEM using a 6-31G** basis set together with the B3LYP [26, 29–31] functional. Here the rendering of the iso-surfaces was obtained by using the UQUANTCHEM output files `HOMO.xsf` and `LUMO.xsf` as input to the XCrySDen graphical software package [37].

- (1988).
- [31] P. J. Stephens, F. J. Devlin, C. F. Chabalowski, and M. J. Frisch, *J. Phys. Chem.* **98**, 11623 (1994).
- [32] The Scalable Linear Algebra Package (LAPACK) can be

- obtained free of charge from the address listed above, URL <http://www.netlib.org/scalapack>.
- [33] Information about the PDYSEVD SCALAPACK routine can be found at the address listed above, URL <http://www.netlib.org/scalapack/double/pdsyevd.f>.
- [34] P. Pulay, Chem. Phys. Lett. **73**, 323 (1980).
- [35] P. Pulay, J. Comp. Chem. **3**, 556 (1982).
- [36] M.F. Guest, I. J. Bush, H.J.J. van Dam, P. Sherwood, J.M.H. Thomas, J.H. van Lenthe, R.W.A Havenith, J. Kendrick, "The GAMESS-UK electronic structure package: algorithms, developments and applications", Molecular Physics, **103**, 719-747 (2005).
- [37] URL <http://www.xcrystden.org>.