

# Photonuclear vector meson production in ultra-peripheral Pb-Pb collisions studied by the ALICE experiment at the LHC

---

**Joakim Nystrand\* (for the ALICE Collaboration)**

*Department of Physics and Technology, University of Bergen, Bergen, Norway*

*E-mail: Joakim.Nystrand@ift.uib.no*

The strong electromagnetic fields surrounding the Pb-ions accelerated at the CERN Large Hadron Collider (LHC) allow two-photon and photonuclear interactions to be studied in a so far unexplored kinematic regime. Exclusive photoproduction of vector mesons can be studied in ultra-peripheral collisions, where the impact parameters are larger than the sum of the nuclear radii and hadronic interactions are strongly suppressed.

During the heavy-ion runs at the LHC in 2010 and 2011, the ALICE collaboration used special triggers to select ultra-peripheral collisions. These triggers were based on the Muon spectrometer, the Time-of-Flight detector, the Silicon Pixel detector, and the VZERO scintillator array. Information from other detectors was also used in the analysis. The cross section for coherent photoproduction of  $J/\psi$  mesons at forward rapidities will be presented. The result will be compared to model calculations and its implications for nuclear gluon shadowing will be discussed.

*Xth Quark Confinement and the Hadron Spectrum,  
October 8-12, 2012  
TUM Campus Garching, Munich, Germany*

---

\*Speaker.

## 1. Introduction

Collisions between heavy-ions at the CERN Large Hadron Collider (LHC) can be utilized to study particle production in photonuclear and two-photon interactions [1, 2]. These interactions may occur in ultra-peripheral collisions with impact parameters of several tens or even hundreds of femtometers, where the background from hadronic processes is negligible. In this talk, results on coherent photoproduction of  $J/\psi$  vector mesons and two-photon production of  $\mu$ -pairs measured by the ALICE Collaboration at the LHC will be presented [3].

Following the first calculation more than 10 years ago [4], exclusive photoproduction of vector mesons in heavy-ion interactions has attracted an increased theoretical interest in recent years [5, 6, 7, 8, 9]. The first results from the Brookhaven Relativistic Heavy-Ion Collider showed the experimental feasibility of these studies [10, 11], and the increased energy at the LHC leads to significantly higher cross sections for heavy vector mesons. The higher energy also means that partons at lower Bjorken- $x$  are probed.

Exclusive photonuclear production of vector mesons implies that there is no net color transfer between the photon and the nucleus. The interaction can proceed via the exchange of two gluons, as indicated by the Feynman diagram in Fig. 1 (left). The events considered here are thus characterized by a single  $J/\psi$  meson but no other particles being produced. The  $J/\psi$  is studied through its dimuon decay. Another process with a similar topology is two-photon production of dilepton pairs, the Feynman diagram of which is also shown in Fig. 1 (right). Two-photon interactions and coherent photoproduction are both associated with a low  $p_T$  ( $< \approx 100$  MeV/c) of the final state. To take into account also the finite detector resolution, a cut of  $p_T < 300$  MeV/c is used to define coherent interactions in the present analysis.


The ALICE detector and the muon spectrometer are discussed in section 2. Section 3 describes the data analysis and the cross section measurement. In section 4, finally, the cross section is compared with model expectations.

## 2. The ALICE Experiment

The ALICE detector consists of a central barrel placed inside a large solenoid magnet covering the pseudorapidity range  $|\eta| < 0.9$ , a muon spectrometer covering the range  $-4.0 < \eta < -2.5$ , and a set of smaller detectors at forward rapidities. The current analysis is based on data from the muon spectrometer. In addition, the VZERO counters and Zero-Degree Calorimeters (ZDC) are used for triggering and rejecting the contribution from hadronic interactions.

The ALICE muon spectrometer consists of five tracking stations containing two planes of cathode pad multi-wire proportional chambers. A ten interaction length thick absorber is placed between the primary vertex and the first tracking station. The third (middle) tracking station is situated inside a dipole magnet with a  $\int B dl = 3$  Tm integrated field. The muon spectrometer also includes a triggering system consisting of four planes of resistive plate chambers, which are placed behind a seven interaction length thick iron wall. The iron wall absorbs secondary punch through hadrons from the front absorber and low momentum muons from  $\pi$  and K weak decays.

The VZERO counters are arrays of scintillator tiles situated on either side of the primary vertex at pseudorapidities  $2.8 < \eta < 5.1$  (VZERO-A, on the opposite side of the muon spectrometer) and



**Figure 1:** Examples of Feynman diagrams for exclusive  $J/\psi$  production (left) and two-photon production of dimuon pairs (right).

$-3.7 < \eta < -1.7$  (VZERO-C, on the same side as the muon spectrometer). Information from the VZERO is available at the lowest trigger level in ALICE.

The ZDCs are hadronic calorimeters located at 116 m on either side of the interaction point. They detect neutrons in the very forward region ( $|\eta| > 8.8$ ).

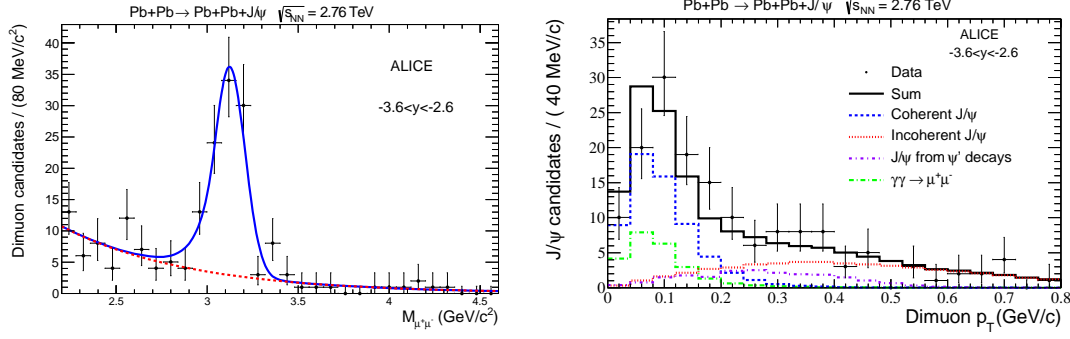
The present analysis is based on a sample of  $3.16 \times 10^6$  events collected with a special trigger for ultra-peripheral collisions in the forward region (FUPC) during the 2011 Pb-Pb run. The purpose of the FUPC trigger was to select two muons in an otherwise empty detector. It is based on three requirements: a single muon trigger above a 1 GeV/c  $p_T$ -threshold; at least one hit in VZERO-C; no hits in VZERO-A. The integrated luminosity for the data collected with this trigger in 2011 corresponds to about  $55 \mu b^{-1}$ .

### 3. Data analysis

The offline event selection was done in such a way as to maximize the yield of exclusively produced muon pairs from  $J/\psi$  decay and two-photon interactions, while minimizing the background from hadronic collisions and beam gas interactions. Only events with two oppositely charged tracks in the muon spectrometer were considered. The analysis was restricted to  $J/\psi$  rapidities between  $-3.6 < y < -2.6$  and muon pseudorapidities between  $-3.7 < \eta_{1,2} < -2.5$  to match the acceptance of the VZERO-C and avoid the edges of the spectrometer. A  $p_T$  dependent cut on the distance of closest approach of the tracks from the primary vertex position in the transverse plane was applied, and at least one of the muon track candidates had to match a trigger track above the 1 GeV/c threshold. More details about the analysis cuts are available in [3].

Exclusive photoproduction of vector mesons normally leaves the nuclei intact. But the strong fields associated with heavy-ions at high energies make exchange of multiple photons possible. These additional photons have low energy but may lead to nuclear break up, followed by emission of one or a few neutrons in the forward region. The energy deposit in the ZDCs was therefore not required to be zero but only to be less than 6 TeV. This cut reduces the hadronic background at higher  $J/\psi$  transverse momentum but does not remove any events with  $p_T < 0.3$  GeV/c.

The invariant mass distribution for the dimuons surviving the analysis cuts are shown in Figure 2 (left). The final sample contained 117  $J/\psi$  candidates in the invariant mass range  $2.8 <$



**Figure 2:** Invariant mass distribution (left) for dimuons surviving the analysis cuts. The curve shows the sum of a Crystal Ball function and an exponential fitted to the data, as described in the text. Transverse momentum distribution (right) for  $J/\psi$  candidates with  $2.8 < m_{inv} < 3.4$  GeV/c<sup>2</sup>. The histograms are explained in the text.

$m_{inv} < 3.4$  GeV/c<sup>2</sup>. The number of  $J/\psi$ s was extracted by fitting the invariant mass distribution in Fig. 2 to the sum of a Crystal Ball function, representing the signal, and an exponential, representing the background from two-photon interactions. This gave an extracted number of  $J/\psi$ s  $N_{yield} = 96 \pm 12(\text{stat}) \pm 6(\text{syst})$ . The systematic error on the yield was obtained by varying the Crystal Ball tail parameters.

The transverse momentum distribution of  $J/\psi$  candidates is shown in Fig 2 (right). The histograms show the expected contribution from coherent  $J/\psi$  production, incoherent  $J/\psi$  production,  $J/\psi$  from the decay  $\psi' \rightarrow J/\psi + X$ , and two-photon production of dimuon pairs. As can be seen, the signal region  $p_T < 0.3$  GeV/c contains background contributions from incoherent  $J/\psi$  production as well as feed down from  $\psi'$  decay.

These contributions can be expressed as fractions of the number of coherent  $J/\psi$ s ( $N_{J/\psi}^{coh}$ ):

$$f_I = \frac{N_{J/\psi}^{incoh}}{N_{J/\psi}^{coh}}, \quad f_D = \frac{N_{FD}}{N_{J/\psi}^{coh}} \quad (3.1)$$

The method used to estimate these fractions and the associated uncertainties is explained in detail in [3]. The fraction of  $J/\psi$ s from feed-down was obtained from the calculated  $\psi'$  photoproduction cross section from the models in [4] and [6]. The acceptance and efficiency for reconstructing a  $J/\psi$  was obtained by simulating the decay  $\psi' \rightarrow J/\psi + X$  with Pythia and passing the events through the ALICE Geant detector simulation package. The result was  $f_D = 0.11 \pm 0.06$ .

The fraction of incoherent events was similarly obtained from model calculations [4, 6] followed by simulations of the detector response. It was also, as a cross check, obtained by fitting the  $p_T$  distribution in Figure 2 to Monte Carlo templates representing the four contributions mentioned above. The relative normalization for coherent and incoherent production was left free in the fit, while the contribution from feed-down from photoproduced  $\psi'$  was constrained from the estimate  $f_D = 0.11 \pm 0.06$ . The two-photon contribution was obtained from the fit of the dimuon continuum outside the  $J/\psi$  peak. This gave the result  $f_I = 0.12^{+0.14}_{-0.04}$ .

The contribution from hadronic  $J/\psi$  production was estimated from the measured yield above  $p_T > 1$  GeV/c, where the contribution from photoproduction is negligible. It was also estimated by scaling the measured  $J/\psi$  yield in p-p collisions to the 20% most peripheral, hadronic Pb-Pb

collisions. Both estimates showed that the contribution from hadronic production is negligible in the  $p_T < 0.3$  GeV/c region considered here.

The number of coherent  $J/\psi$ s is thus related to the extracted yield by

$$N_{J/\psi}^{coh} = \frac{N_{yield}}{1 + f_I + f_D}. \quad (3.2)$$

The resulting number of coherent  $J/\psi$ s is  $N_{J/\psi}^{coh} = 78 \pm 10(\text{stat})_{-11}^{+7}(\text{syst})$ .

During the 2011 Pb-Pb run, the VZERO detector had a threshold corresponding to an energy deposit above that from a minimum ionizing particle. This made it difficult to accurately simulate the VZERO-C trigger efficiency for low multiplicity events. To avoid these uncertainties, the  $J/\psi$  cross section was obtained by using the number of reconstructed  $\gamma\gamma \rightarrow \mu^+\mu^-$  events. Two photon production of dimuon pairs is a standard QED process which has been proposed earlier as a luminosity monitor [12]. The  $J/\psi$  cross section can then be written in a way that is independent of the trigger efficiency and the integrated luminosity

$$\frac{d\sigma_{J/\psi}^{coh}}{dy} = \frac{1}{BR(J/\psi \rightarrow \mu^+\mu^-)} \cdot \frac{N_{J/\psi}^{coh}}{N_{\gamma\gamma}} \cdot \frac{(\text{Acc} \times \varepsilon)_{\gamma\gamma}}{(\text{Acc} \times \varepsilon)_{J/\psi}} \cdot \frac{\sigma_{\gamma\gamma}}{\Delta y}. \quad (3.3)$$

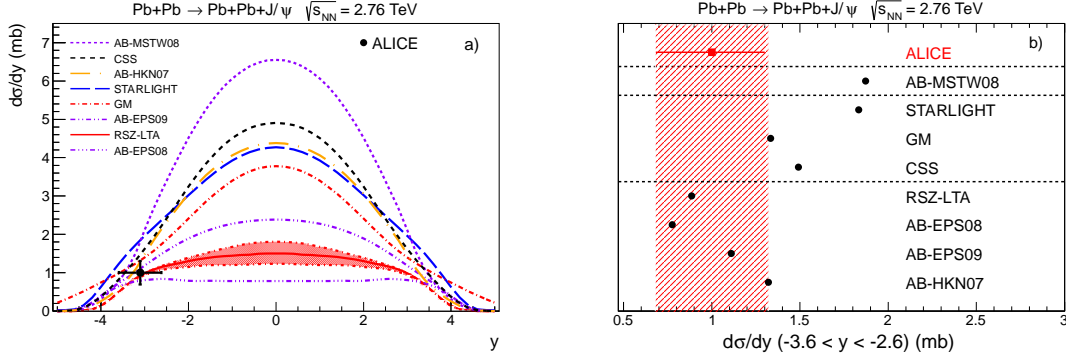
Here,  $(\text{Acc} \times \varepsilon)_{\gamma\gamma}$  and  $(\text{Acc} \times \varepsilon)_{J/\psi}$  are the acceptance and efficiency of the muon spectrometer for two-photon and coherent  $J/\psi$  events, respectively.  $BR(J/\psi \rightarrow \mu^+\mu^-) = 5.93\%$  is the branching ratio for the dimuon decay of the  $J/\psi$  and  $\Delta y = 1.0$  is the rapidity interval. The cross section  $\sigma_{\gamma\gamma}$  is calculated using STARLIGHT for a dimuon within  $-3.6 < y < -2.6$  and each muon satisfying  $-3.7 < \eta_{1,2} < -2.5$ . The cross section is calculated for two intervals in invariant mass on each side of the  $J/\psi$  peak ( $2.2 < m_{inv} < 2.6$  GeV/c<sup>2</sup> and  $3.5 < m_{inv} < 6.0$  GeV/c<sup>2</sup>). The number of events found in each interval is 43 and 15, for the low and high mass interval, respectively. This together with the cross sections,  $\sigma_{\gamma\gamma} = 13.7 \mu\text{b}$  (low  $m_{inv}$ ) and  $3.7 \mu\text{b}$  (high  $m_{inv}$ ), gave a total cross section

$$\frac{d\sigma_{J/\psi}^{coh}}{dy} = 1.00 \pm 0.18(\text{stat})_{-0.26}^{+0.24}(\text{syst}) \text{ mb}.$$

The systematic error is dominated by the uncertainty in the two-photon cross section. Although this is a standard QED process, the fact that the coupling to the nuclei is not small ( $Z\sqrt{\alpha}$  rather than  $\sqrt{\alpha}$ ) and that the photon emitting nuclei are extended objects with an internal structure introduces a significant uncertainty in the cross section. Based on calculations [13] and constraints from data from RHIC [11, 14], this uncertainty is estimated to be 20%. Other important contributions to the systematic error are the coherent signal extraction and the reconstruction efficiency [3].

#### 4. Comparison with models

The measured cross section can be compared with the models mentioned earlier [4, 5, 6, 7, 8, 9]. The models by Lappi and Mäntysaari [5], Cisek, Schäfer and Szczurek [8], and Goncalves and Machado [9] are based on the Color Dipole Model (CDM). The model by Klein and Nystrand[4], which is incorporated in the STARLIGHT Monte Carlo, uses data from exclusive vector meson production at HERA as input to a Glauber calculation of the cross section for nuclear targets. The



**Figure 3:** The cross section from ALICE compared with  $d\sigma/dy$  from models (left), and a comparison of the cross section integrated over  $-3.6 < y < -2.6$  (right). The experimental error is the squared sum of the statistical and systematic errors.

models by Rebyakova, Strikman and Zhalov [6], and Adeluyi and Bertulani [7], calculate the cross section directly from the nuclear gluon distribution with the forward scattering amplitude being proportional to the gluon distribution squared. Rebyakova, Strikman and Zhalov calculate the modifications to the nuclear gluon distribution in the leading twist approximation, while Adeluyi and Bertulani use some of the standard parameterizations (HKN07, EPS09, and EPS08). Adeluyi and Bertulani also calculate the cross section by scaling the  $\gamma + p \rightarrow J/\psi + p$  cross section with the number of nucleons assuming no nuclear effects (MSTW08).

The results are shown in Fig. 3. One can see that models which are based on the color dipole model generally give a higher cross section than those which calculate the cross section directly from the gluon distribution. This is true at the forward rapidities studied here, but is emphasized even more at mid-rapidity. The MSTW08 scaling of the cross section without nuclear effects and STARLIGHT deviate by about 3 standard deviations from the measured value and are disfavored. Best agreement is found for models which include nuclear gluon shadowing consistent with the EPS09 or EPS08 parameterizations. The calculation by Lappi and Mäntysaari is in the same range as the other models using the color dipole model, but since their result was not available when the ALICE paper was released it is not included in the figure.

## 5. Conclusions and outlook

The cross section for exclusive  $J/\psi$  production in Pb-Pb collisions at the LHC has been measured by the ALICE collaboration. The results show that the cross section cannot be understood from a simple scaling of the nucleon cross section neglecting nuclear effects. Best agreement is seen with models which include nuclear gluon shadowing. The cross section for exclusive  $J/\psi$  production at mid-rapidity is being studied in ALICE and final results will be published shortly.

## References

- [1] A. J. Baltz *et al.* Phys. Rept. **458** (2008) 1.
- [2] C. A. Bertulani, S. R. Klein and J. Nystrand, Ann. Rev. Nucl. Part. Sci. **55** (2005) 271.

- [3] B. Abelev *et al.* [ALICE Collaboration], Phys. Lett. B **718** (2013) 1273.
- [4] S. R. Klein and J. Nystrand, Phys. Rev. C **60**, 014903 (1999).
- [5] T. Lappi and H. Mäntysaari, arXiv:1301.4095 [hep-ph].
- [6] V. Rebyakova, M. Strikman and M. Zhalov, Phys. Lett. B **710** (2012) 647.
- [7] A. Adeluyi and C. A. Bertulani, Phys. Rev. C **85** (2012) 044904.
- [8] A. Cisek, W. Schäfer and A. Szczurek, Phys. Rev. C **86** (2012) 014905.
- [9] V. P. Goncalves and M. V. T. Machado, Phys. Rev. C **84** (2011) 011902.
- [10] C. Adler *et al.* [STAR Collaboration], Phys. Rev. Lett. **89** (2002) 272302.
- [11] S. Afanasiev *et al.* [PHENIX Collaboration], Phys. Lett. B **679** (2009) 321.
- [12] G. Baur, K. Hencken, D. Trautmann, S. Sadosky and Y. Kharlov, Phys. Rept. **364** (2002) 359.
- [13] A. J. Baltz, Phys. Rev. C **80** (2009) 034901.
- [14] J. Adams *et al.* [STAR Collaboration], Phys. Rev. C **70** (2004) 031902.