

A spin ladder compound doubles its superconducting T_C under a gentle uniaxial pressure

D. MOHAN RADHEEP¹, R. THIYAGARJAN¹, S. ESAKKIMUTHU¹, GUOCHU
DENG^{2,4}, E. POMJAKUSHINA², C.L. PRAJAPAT³, G. RAVIKUMAR³,
K. CONDER², G. BASKARAN^{5,6} AND S. ARUMUGAM^{1,*}

¹ Centre for High Pressure Research, School of Physics, Bharathidasan University,
Tiruchirappalli 620024, India

² Laboratory for Developments and Methods, Paul Scherrer Institute, CH 5232 Villigen,
Switzerland

³ Technical Physics Division, Bhabha Atomic Research Centre, Mumbai 400085, India.

⁴ Bragg Institute, Australian Nuclear Science and Technology Organization, 2234
Menai, Australia

⁵ The Institute of Mathematical Science, Taramani, Chennai 600113, India

⁶ Perimeter Institute of Theoretical Physics, Waterloo, Ontario, Canada.

* e-mail: sarumugam1963@yahoo.com

Abstract

Discovery of new high T_C superconductors, with $T_C > 23$ K, continues to be challenging. We have doubled the existing T_C of single crystal $Sr_3Ca_{11}Cu_{24}O_{41}$, a spin ladder cuprate, from $12K$ to $24K$, using a gentle uniaxial pressure ~ 0.06 GPa. In contrast, earlier works used a nearly 100 times larger hydrostatic pressure ~ 5

***GPa*, only to reach a maximum $T_C \sim 12K$. Our work exposes large and nearly equal, but opposing contributions to changes in T_C , arising from compressions along and perpendicular to ladder planes, in hydrostatic pressure experiments. In our resistivity measurements, uniaxial pressure applied along ladder planes increase T_C , while that perpendicular to ladder planes decrease T_C . Our findings *i*) offers a new hope for further increase in T_C in spin ladder compounds and *ii*) calls for a large shift in phase boundaries of the currently accepted pressure-temperature phase diagram.**

A landmark discovery by Bednorz and Muller in 1986 marks the beginning of the field of high T_C superconductivity. A record $T_C \sim 23 K$, held by Nb_3Ge for decades, was overtaken by doped La_2CuO_4 , a layered cuprate. Now, superconductors with $T_C > 23 K$ are generally called high T_C superconductors (*HTSC*) [1]. Continuing attempts to find new *HTSC* compounds have yielded fruits in the form of MgB_2 , $Ba_{1-x}K_xBiO_3$, Fullerites and recently *Fe* pnictides. Layered quasi two-dimensional cuprate family also has grown in size and stature. This family holds a maximum reproducible superconducting T_C of $163 K$ in certain trilayer cuprates.

A new family, a layered but quasi one dimensional cuprate, called spin-ladder compound $Sr_{14-x}Ca_xCu_{24}O_{41}$ appeared in the scene about seventeen years ago. The existence of superconductivity in the doped spin ladder system was theoretically predicted by *Dagotto et al* [2-5]. There was a dual purpose in the study of this system, *i*) to make the mechanism of superconductivity and role played by valence bond singlets in *HTSC* cuprates more transparent and *ii*) to open a route to new family of high T_C superconductors. The first purpose has been partly achieved. As for the second purpose,

so far spin ladder compounds have resisted crossing the high T_C boundary of 23 K.

In the present paper we report our success in elevating a spin ladder compound $Sr_3Ca_{11}Cu_{24}O_{41}$ (SCCO) to the status of a high T_C superconductor, under a gentle uniaxial pressure of 0.06 GPa. We have doubled the T_C to 24 K, from the known value of 12 K. The uniaxial pressure needed to achieve this is nearly 2 orders of magnitude smaller than the hydrostatic pressure of 5 GPa, which could only manage a $T_C \sim 12$ K in the past. We locate superconducting T_C from the onset of resistivity drop in our electrical transport measurement. Our work is significant in the sense it offers a new hope for further increase in superconducting T_C and also calls for detailed theoretical and experimental study of the superconducting state. Further, our work is a record breaking one from the point of view of effect of uniaxial pressure, exceeding earlier value of $(\delta T_C / T_C)$ in $La_{1.48}Nd_{0.4}Sr_{0.12}CuO_4$ [6] and epitaxial strain induced increase in T_C in $La_{1.9}Sr_{0.1}CuO_4$ [7]. Our work brings out a singular merit of uniaxial pressure over hydrostatic pressure. Hydrostatic pressure can hide, through cancellations, potentially large changes in T_C .

Experimentally superconductivity was first found by *Uehara et al* [8], who discovered superconductivity at high pressure in the doped polycrystalline compound $Sr_{0.4}Ca_{13.6}Cu_{24}O_{41}$ with maximum T_C at about 12 K in a very narrow pressure range (3.0 - 4.5 GPa). Subsequent works, including a recent work by *Vanishri et al* [9], have addressed several issues, including existence of an antiferromagnetic order in the P - T phase diagram. It is surprising that till now, studies of transport properties under direct uniaxial pressure have been neglected in this system. Thus, one of the aims of the present study was to test the sensitiveness of the spin ladder structure at different

crystallographic directions to the strain/uniaxial pressure and the subsequent effect on the transport and magnetic properties for the high Ca-doped $Sr_3Ca_{11}Cu_{24}O_{41}$ system. .

Intense investigations led to a realization of various spin ladder materials such as $Sr_{14-x}Ca_xCu_{24}O_{41}$ [10, 11], $SrCu_2O_3$ [12], $Sr_2Cu_3O_5$ [13], $LaCuO_{2.5}$ [14], $CaCu_2O_3$ [15], $Bi(Cu_{1-x}Zn_x)_2PO_6$ [16] and NaV_2O_5 [17]. In this group of ladder compounds, $Sr_{1-x}Ca_xCu_{24}O_{41}$ is the only one known to exhibit superconductivity at low temperatures and under high pressures.

The spin ladders cuprate $Sr_{14-x}Ca_xCu_{24}O_{41}$ can be regarded as low-dimensional relative of the high- T_C materials. A ladder is formed by two copper-oxide chains that are covalently coupled by oxygen atoms. Ladders are further coupled covalently, in a staggered fashion to form a plane, resulting in an anisotropic two-dimensional electronic system. The ladder compounds build a bridge between quasi 1D and 2D systems. $Sr_{14}Cu_{24}O_{41}$ (*SCO*) has, in addition to ladder planes, *Cu*-oxygen chains lying between ladder planes. A schematic view of the structure of the *SCCO* spin ladder compound and Cu_2O_3 ladder and CuO_2 chain layers are shown in Figure 1 (a) (b) and (c), respectively. Hybridization of the Cu^{3d} and O^{2p} orbitals are schematically shown in Fig. 1(b) and 1(c). The crystal structure of *SCCO* (Fig. 1(a)) shows displacements of the atoms from ideal positions (especially observed for the chain oxygen) as the structure is incommensurately modulated along *b*-axis [10, 11, 18].

In the stoichiometric compound $Sr_{14}Cu_{24}O_{41}$, there are 6 holes per formula unit, residing nominally in the Cu^{2+} subsystem. It is believed that about 5 holes reside in the chain and one resides in the ladder plane. These holes are likely to be spatially ordered

at low temperatures due to coulomb repulsion among themselves.

Replacement of *Sr* by isovalent *Ca* with a smaller ionic radius results in lattice distortion and chemical pressure effects. Thermal and quantum melting of holes and hole transfer between chains and ladder planes control electrical and magnetic properties of an otherwise Mott insulating ladder planes as a function of x (*Ca* doping). Hopping matrix elements t_l within a ladder are large and comparable to that in the *CuO*₂ planes of cuprates, because of similar quantum chemistry. Consequently superexchanges J_l , within a ladder are strong, antiferromagnetic and similar in strength to that in cuprates. Inter chain and inter ladder electron hopping matrix elements t_{cc} and t_{ll} are smaller; and $t_l \gg t_{ll} \gg t_{cc}$. Depending on x , pressure and temperature holes can be *i*) frozen in the ladders, *ii*) delocalized within the ladder and *iii*) delocalized within the ladder plane. Thus we have possibility of a rich physics of localization, *1D* and *2D* transport.

A strong singlet pairing within the ladders (rung singlets) can cause quasi two dimensional superconductivity, through Josephson coupling or pair tunneling between ladders within a given ladder plane. In addition to standard superconductivity, a pair density wave, a finite momentum condensation of Cooper pairs (often referred to as hole crystal) is also possible. There are also suggestions that chains and planes could support long range antiferromagnetic order, once holes crystallize [19].

Hydrostatic and uniaxial pressures are important tools in solid state physics. Unlike hydrostatic pressure, uniaxial strain is capable of distinguishing changes in physical properties, when applied selectively along principal directions such as a , b axis of the *CuO*₂ ab -plane or c -axis of cuprates. In the case of cuprates it is known that large

changes of superconducting T_C occur in opposite directions, when ab -plane or c -axis are compressed separately [20]. Thus hydrostatic pressure often hides these large changes, arising from cancellation and opposing trends. Recent theoretical work attempts to quantify changes in superconducting T_C under Uniaxial pressure in planar cuprates [21].

In spite of a large body of experimental and theoretical work, some important questions remain unsettled. A major question is the hole content in the ladder planes at low temperatures as a function of x , Ca substitution. Interpretation of different experimental results seem to give conflicting information about the hole density in the ladder plane. However, it is widely believed that hole content is low and does not show marked variation as a function of x [19].

The present work was partly inspired by the effect of the uniaxial pressure (P ab -plane) found in $La_{1.48}Nd_{0.4}Sr_{0.12}CuO_4$ system where simultaneous suppression of the insulating low temperature tetragonal stripe phase and an appearance of superconductivity with a drastic increase in T_C was already observed at a very low pressure of $0.04GPa$ [6]. Hence, we made systematic investigations of the temperature dependence of the resistivity on the crystallographically oriented single crystals of $Sr_3Ca_{11}Cu_{24}O_{41}$ under direct uniaxial pressure ($< 0.05GPa$) with $P \parallel a$ (P_a), $P \parallel b$ (P_b) and $P \parallel c$ (P_c). Consequently, superconductivity was induced applying small ($< 0.05GPa$) uniaxial pressure in P_c and P_a directions.

Experimental Methods

In this study single crystal samples of $Sr_3Ca_{11}Cu_{24}O_{41}$ were grown using Traveling Solvent Floating Zone (*TSFZ*) method [22]. The quality of the single crystals grown was checked by Laue camera, X-ray diffraction (D8-Brucker), neutron diffraction (*Morpheus*) and polarized microscope at Paul Scherrer Institute. The crystals consisted of single homogeneous domain and were phase pure. The crystals were oriented along a , b and c directions using Laue X-ray method and cube-shaped pieces with edge lengths of $1.5\text{-}2.5\text{ mm}$ were cut with a wire-saw without any change in the alignment. The crystals were characterized by resistivity measurements using standard four probe method with $4K$ Closed cycle Refrigerator (CCR) and variable temperature insert (VTI) from $4K\text{-}300K$ (Cryo Mech, USA). The electrical resistivity measurements under uniaxial pressure were carried out similarly on those previously reported by *Arumugam et al* [23] with a little modification to suit into CCR-VTI. The field cooled magnetization measurements were carried out at ambient pressure and under uniaxial pressure using clamp type *Be-Cu* uniaxial pressure cell and Magnetic Property Measurements System MPMS (Quantum Design, USA) system with the magnetic field of 100 Oe . The clamped pressure was calculated from the known applied force and the area of the sample using torque wrench. It was also rechecked by measuring the superconducting transition temperature of Sn with various applied forces by keeping the area of the sample and spring constant. Further details are reported elsewhere [24].

Results and Discussion

Pressure was applied parallel to c -axis (P_c), a -axis (P_a) and b -axis (P_b) and resistivity was measured along a -axis (ρ_a), c -axis (ρ_c) and a -axis (ρ_a)-axis, respectively,

for various applied pressures upto 0.06 *GPa* in the temperature range 4-150K. Results are shown in Fig. 2(a), 2(b) and 2(c), respectively. The inset of Fig. 2(a) shows the temperature dependence of ρ_a for P_c configuration up to 30 K. The directions of the applied pressure and the measured resistivity are shown on corresponding insets in Fig. 2. It was found that the resistivity (ρ_a , ρ_c , and ρ_b) at ambient pressure did not appreciably depend on temperature down to 50 K. At lower temperatures, however, resistivity increased rapidly indicating a semiconducting nature of the material. In case of ρ_a , the low temperature upturn disappeared at 0.042 *GPa* and a further increase of the pressure led to the appearance of superconductivity with T_C of $\sim 5K$ at 0.045 *GPa*. As shown in Fig.3, it was observed that T_C increases as the pressure is growing with a corresponding pressure coefficient $dT_C/dP_c \sim 1130 K/GPa$. It is to be noted that the T_C -values were acquired from the derivative plots. Similarly, pressure was applied in P_a direction and the temperature dependence of ρ_c was measured for various pressures as shown in Fig. 2(b). An indication for superconductivity was observed only at a pressure of 0.049 *GPa* with $T_C \sim 6.5K$.

Finally the pressure was applied in P_b direction and the temperature dependence (4-150 K) of ρ_a was measured for various pressures upto 0.048 *GPa*. As evidenced on Fig.2(c), a rapid increase of resistivity was observed close to 4 K. The resistivity upturn trend at low temperatures increased with a pressure. Applying pressure along b direction favored an insulating state while both others configurations P_a and P_c favored a superconducting state. Many attempts which were carried out in order to measure resistivity at higher pressures failed as the crystals broke easily under uniaxial pressure independently on the applied pressure directions [23]. It has to be stressed that the

uniaxial pressure caused much larger and anisotropic mechanical stress in the samples in comparison with the hydrostatic one.

Magnetization measurements for $Sr_3Ca_{11}Cu_{24}O_{41}$ crystals were performed using MPMS in order to verify resistivity measurements and to estimate superconducting volume fraction. Measurements were performed in a clamp type uniaxial pressure cell. Temperature dependence of the magnetization was measured in the field cooled regime at various pressures in P_a direction with the magnetic field of 100 G . As it is shown in Fig. 4 superconducting transition was observed at $\sim 6.8\text{ K}$ already applying a pressure of 0.05 GPa . The volume fraction of superconductivity at 5 K was estimated to be $\sim 7\%$. The obtained value matches with the superconducting volume fraction of $\sim 5\%$ at 4.2 K and 3.5 GPa obtained under hydrostatic pressure in polycrystalline $Ca_{13.6}Sr_{0.4}Cu_{24}O_{41}$ [25-27]. We found that the superconducting volume fraction increased slightly with a little increase in applied pressure. We were unable to do measurements more than 0.05 GPa under uniaxial pressure due to the structural nature and breaking of the crystals frequently.

The obtained results clearly show that the spin ladder $SCCO$ structure is more sensitive in the P_c direction along legs than in the P_a -along the rungs. The strain induced under relatively small uniaxial pressure (P_a , P_c) induces increase in the charge carrier (hole) concentration and/or delocalizes holes within the ladder plane.

It has been reported that the compressive epitaxial strain induced a large increase of T_C (49 K) in thin films of $La_{1.9}Sr_{0.1}CuO_4$ superconductors in which the normal state resistivity changes from insulator to metallic [7] This is comparable with our uniaxial

pressure results in the spin ladder systems. The *Ca* doping induced a chemical pressure and the additional uniaxial strain in P_a and P_c directions similar to an external stress, which drastically affected *Cu-O* bond length and *O-Cu-O* bond angle. Recently, *Guochu et al* [18] reported that the increase of *Ca* doping has the effect of *Cu-O* bond lengths and *O-Cu-O* angles on the chain and ladders and that it increases the interaction between the two sublattices. *Guochu et al* [18] and *Isobe et al* [28] reported an evidence for a charge transfer from the chains to the ladders with an increase of doping from bond valance sum calculations.

We strongly believe that it would be possible to get a clearer understanding of the mechanism of pressure induced superconductivity in the future performing structural analysis, neutron diffraction, optical, muon spin rotation and NMR measurements of various parents and doped spin ladder systems under uniaxial pressure at low temperature. It is important and also of interest to search for superconductivity under uniaxial pressure in the $Sr_{14-x}Ca_xCu_{24}O_{41}$ system in the whole $0 < x < 14$ doping range and also other parent and doped spin ladder systems such as $CaCu_2O_3$, $SrCu_2O_3$, $Sr_3Cu_2O_5$, $BiCu_2PO_6$, NaV_2O_5 , and $Ni_3V_2O_8$ etc.

Within our experimental constraints it is difficult to go below 0.04 GPa to locate onset of superconductivity as a function of uniaxial pressure and determine nature of the quantum phase transition. As we have an insulator to metal transition, long range coulomb interactions is likely to make a first order phase transition. This is corroborated by the work of *Vanishri et al.*, [9] where they observe a phase coexistence region of superconductivity and antiferromagnetism, a consequence of first order transition, as a function of hydrostatic pressure, albeit at a much higher pressure, It is likely that in our

system $Sr_3Ca_{11}Cu_{24}O_{41}$, insulating state to the left to the superconductor phase is an antiferromagnetic or a quantum spin liquid state or a pair density wave (Inset figure (5)).

Based on available experimental work and theoretical inputs a couple of phase diagram has been suggested in the variable x , P and T in the literature. In figure (5), we present our phase diagram focusing on superconductivity. A quantitative and large shift in the phase boundary is manifest in the log scale. From our work it is clear that hydrostatic pressure does not expose a large increase in T_C that is caused by compression along the ladder axis. It is compensated or cancelled by an opposing effect in T_C arising from compression perpendicular the ladder plane. Figure (5) gives a schematic modified phase diagram, in the light of our present finding.

In trilayer *Hg* and *Tl* cuprates T_C increases up to the record high value of 163 K under pressure. Does this mean that we could achieve a T_C higher than the 24 K we have observed in the present experiment? Superexchange J , a key factor that provides glue for Cooper pairing or singlet formation, continues to be large within the ladders, as in CuO_2 planes. J is a robust quantum chemical parameter of the strongly hybridized Cu and oxygen square planar complex, as evidenced by theoretical calculation and a variety of experiments. *Thus local superconducting T_C scale or local pairing amplitude within a given ladder continues to be as large as that in cuprates with a high T_C . A sufficiently strong Josephson coupling or inter ladder pair tunneling should stabilize a larger T_C than that has been observed so far.*

Weakly coupled ladders, unlike planar cuprates, has no special affinity for stripe orders, which is a major degrader of superconducting T_C in planar cuprates. Orders that

competes with superconductivity are hole localization or hole ordering within ladders. In other words, an optimally doped and weakly coupled ladder with no competing hole localization should be capable of creating a higher T_C than what we have observed. At the moment there is no strong suggestion from either experiment or theory that can precisely determine hole density in the ladder plane. Reaching an optimal hole density in the ladder plane to reach a higher T_C is a future possibility that our work suggests. It will be also interesting to mimic uniaxial pressure through epitaxial strain and confirm our doubling of T_C and go beyond.

Now that spin ladder compound has just entered high T_C regime, it is of interest to find symmetry of the superconducting order parameter. From theory point of view, within the ladder we have a d-wave order parameter. Symmetry of the superconducting order parameter stabilized by the weak inter-ladder coupling needs to be studied in detail both in theory and experiments.

We conclude with three optimistic notes: *i)* there is room for further increase in T_C in the spin ladder compounds using Uniaxial pressure *ii)* the large but cancelling changes in T_C caused in hydrostatic pressure that we have identified gives us a hope that uniaxial pressure experiments in the trilayer cuprates might help us exceed the current record T_C of *163 K*, obtained by hydrostatic pressure, and go closer to room temperature scales and *iii)* it is possible to observe Uniaxial pressure induced superconductivity in other existing spin ladder systems.

References

1. Bednorz, J.G. & Muller, K.A. Possible high T_C superconductivity in the Ba-La-Cu-O system. *Z. Phys.B. – Condensed Matter* **64**, 189-193 (1986).
2. Dagotto, E. Experiments on ladders reveal a complex interplay between a spin-gapped normal state and superconductivity. *Rep. Prog. Phys.* **62**, 1525–1571(1999).
3. Dagotto, E., Riera, J. & Scalapinot, D. Superconductivity in ladders and coupled planes *Phy. Rev. B* **45**, 5744-5747 (1992).
4. Dagotto, E. & Rice, T. M. Surprises on the way from one- to two-dimensional quantum magnets: The ladder. *Science* **271**, 618-623 (1996).
5. Rice, T. M., Gopalan, S. & Sigrist, M. Superconductivity, spin gaps and luttinger liquids in a class of cuprates. *Euro. phys. Lett.* **23**, 445-449 (1993).
6. Arumugam, S., Môri, N., Takeshita, N., Takashima, H., Noda, T., Eisaki, H. & Uchida, S. Competition of static stripe and superconducting phases in $\text{La}_{1.48}\text{Nd}_{0.4}\text{Sr}_{0.12}\text{CuO}_4$ controlled by pressure. *Phy. Rev. Lett.* **88**, 247001 (2002).
7. Locquet, J.P., Perret, J., Fompeyrine, J., Machler, E., Seo, J. W. & Van Tendeloo, G. Doubling the critical temperature of $\text{La}_{1.9}\text{Sr}_{0.1}\text{CuO}_4$ using epitaxial strain. *Nature* **394**, 453-456 (1998).
8. Uehara, M., Nagata, T., Akimitsu, J., Takahashi, H., Mori, N. & Kinoshita, K. Superconductivity in the ladder material $\text{Sr}_{0.4}\text{Ca}_{13.6}\text{Cu}_{24}\text{O}_{41.84}$. *J. Phys. Soc. Jpn.* **65**, 2764-2767 (1996).
9. Vanishri, S., Braithwaite, D., Salce, B., Marin, C. & Flouquet, J. Coexistence of bulk superconducting and antiferromagnetic order in the spin-ladder system

- $\text{Sr}_2\text{Ca}_{12}\text{Cu}_{24}\text{O}_{41}$. *Phy. Rev. B* **81**, 094511 (2010).
10. McCarron, E. M., Subramanian, M. A., Calabrese, J. C. & Harlow, R. L. The incommensurate structure of $(\text{Sr}_{14-x}\text{Ca}_x)\text{Cu}_{24}\text{O}_{41}$ ($0 < x < 8$) a superconductor. *Mater. Res. Bull.* **23**, 1355-1365 (1988).
 11. Sirgrist, T., Schneemeyer, L. F., Sunshine, S. A., Waszczak, J. V. & Roth, R. S. A new layered cuprate structure-type $(\text{A}_{1-x}\text{A}_x)_{14}\text{Cu}_{24}\text{O}_{41}$. *Mater. Res. Bull.* **23**, 1429-1438 (1988).
 12. Azuma, M., Hiroi, Z., Takano, M., Ishida, K. & Kitaoka, Y. Observation of a spin gap in SrCu_2O_3 comprising spin =1/2 quasi-1D two-leg ladders. *Phys. Rev. Lett.* **73**, 3463-3466 (1994).
 13. Azuma, M., Hiroi, Z. & Takano, M. High pressure synthesis and magnetic properties of quasi one dimensional systems $\text{Sr}_{n-1}\text{Cu}_{n+1}\text{O}_{2n}$ ($n=3,5$). *Bull. Inst. Chem. Res. Kyoto Univ.* **72**, 187-194 (1994).
 14. Hiroi, Z. & Takano, M. Absence of superconductivity in the doped antiferromagnetic spin-ladder compound $(\text{La,Sr})\text{CuO}_{2.5}$. *Nature* **377**, 41-43 (1995).
 15. Kiryukhin, V., Kim, Y. J., Thomas, K. J., Chou, F. C., Erwin, R. W., Huang, Q., Kastner, M. A. & Birgeneau, R. J. Magnetic properties of the $S=1/2$ quasi-one-dimensional antiferromagnet CaCu_2O_3 . *Phys. Rev. B* **63**, 144418 (2001).
 16. Olivier Mentré, El Mostafa Ketatni, Marie Colmont, Marielle Huvé, Francis Abraham & Vaclav Petricek, Structural Features of the Modulated $\text{BiCu}_2(\text{P}_{1-x}\text{V}_x)\text{O}_6$ Solid Solution 4-D Treatment of $x = 0.87$ Compound and Magnetic Spin-Gap to Gapless Transition in New Cu^{2+} Two-Leg Ladder Systems *J. Am. Chem. Soc.* **128**, 10857 (2006).

17. Isobe, M. & Ueda, Y. Magnetic Susceptibility of quasi-one-dimensional compound λ - NaV_2O_5 – Possible spin-Peierls compound with high critical temperature of 34 K. *J. Phys. Soc. Jpn.* **65**, 1178-1181 (1996).
18. Guochu Deng, Pomjakushin, V., Petříček, V., Pomjakushina, E., Kenzelmann, M., Conder, K., Structural evolution of one-dimensional spin ladder compounds $\text{Sr}_{14-x}\text{Ca}_x\text{Cu}_{24}\text{O}_{41}$ with Ca doping and related hole redistribution evidence. *Phys. Rev. B* **84**, 144111 (2011).
19. Vuletic, T., Korin-Hamzic, B., Ivek, T., Tomic, S., Gorshunov, B., Dressel, M. & Akimitsu, J. The spin-ladder and spin-chain system $(\text{La},\text{Y},\text{Sr},\text{Ca})_{14}\text{Cu}_{24}\text{O}_{41}$: Electronic phases, charge and spin dynamics. *Physics Reports* **428**, 169-258 (2006).
20. F. Hardy, N. J. Hillier, C. Meingast, D. Colson, Y. Li, N. Barisic, G. Yu, X. Zhao, M. Greven, and J. S. Schilling. Enhancement of the Critical Temperature of $\text{HgBa}_2\text{CuO}_{4+\delta}$ by Applying Uniaxial and Hydrostatic Pressure: Implications for a Universal Trend in Cuprate Superconductors. *Phys. Rev. Lett.* **105**, 167002 (2010).
21. Hirofumi Sakakibara, Katsuhiko Suzuki, Hidetomo Usui, Kazuhiko Kuroki, Ryotaro Arita, Douglas J. Scalapino, and Hideo Aoki, Multiorbital analysis of the effects of Uniaxial and hydrostatic pressure on T_C in the single layered cuprate superconductors, *Phys. Rev. B* **86**, 134520 (2012).
22. Deng, G., Mohan Radheep, D., Thiyagarajan, R., Pomjakushina, E., Wang, S., Nikseresht, N., Arumugam, S. & Conder, K. High oxygen pressure single crystal growth of highly Ca-doped spin ladder compound $\text{Sr}_{14-x}\text{Ca}_x\text{Cu}_{24}\text{O}_{41}$ ($x > 12$). *J. Cryst. Growth* **327**, 182-188 (2011).

23. Arumugam, S., Mydeen, K., Kumaresa Vanji, M. & Mori, N. A simple uniaxial pressure device for electrical resistivity measurements: Suitable for closed cycle refrigerator system. *Rev. Sci. Instrum.* **76**, 083904 (2005).
24. Arumugam, S., Multipurpose Clamp Type Micro-Uniaxial Pressure Cells for Transport and Magnetic Measurements, Indian Patent Application No. 2717/CHE/2012
25. Takahashi, H., Mori, N., Nakanishi, T., Nagata, T., Uehara, M., Akimitsu, J. & Kinoshita, K. Superconductivity in quantum spin-ladder compound $\text{Ca}_{13.6}\text{Sr}_{0.4}\text{Cu}_{24}\text{O}_{41+\delta}$ at high pressure. *Physica B* **237**, 112-114 (1997).
26. Nagata, T., Uehara, M., Goto, J., Akimitsu, J., Motoyama, N., Eisaki, H., Uchida, S., Takahashi, H., Nakanishi, T. & Mōri, N. Pressure-induced dimensional crossover and superconductivity in the hole-doped two-leg ladder compound $\text{Sr}_{14-x}\text{Ca}_x\text{Cu}_{24}\text{O}_{41}$. *Phys. Rev. Lett.* **81**, 1090-1093 (1998).
27. Nagata, T., Uehara, M., Goto, J., Komiya, N., Akimitsu, J., Motoyama, N., Eisaki, H., Uchida, S., Takahashi, H., Nakanishi, T. & Mōri, N. Superconductivity in the ladder compound $\text{Sr}_{2.5}\text{Ca}_{11.5}\text{Cu}_{24}\text{O}_{41}$ single crystal, *Physica C* **282**, 153-156 (1997).
28. Isobe, M., Onoda, M., Ohta, T., Izumi, F., Kimoto, K., Takayama-Muromachi E., Hewat, A. W. & Ohoyama K. Low-temperature crystal and magnetic structures of the chain-ladder composite material $\text{Sr}_{0.4}\text{Ca}_{13.6}\text{Cu}_{24+y}\text{O}_{41+z}$: Hole redistribution and antiferromagnetic order. *Phys. Rev. B* **62**, 11667–11676 (2000).

Acknowledgement

The author SA wishes to thank DST (SERC, Indo-Swiss and IDP) and UGC for the financial support to carry out the research work. The author KC acknowledges for Indo-Swiss Joint Research Program (ISJRP, Contract No. JRP122960) by Swiss State Secretariat of Education and Research. The author DMR would like to thank CSIR-SRF fellowship scheme for providing financial support. We acknowledge useful discussions with Dr. Michel Kenzelmann, PSI and Dr. Henrik Rønnow, EPFL, Switzerland. This research was supported by Perimeter Institute for Theoretical Physics.

Author Contributions

The author SA are envisaging the problem, characterization of single crystals through transport and magnetic measurements, the development of uniaxial pressure device and measurement of electrical resistivity and magnetization under uniaxial pressure. The author DMR is involved in crystal growth, chemical and structural characterization, orienting and cutting of the crystals, measurement of electrical resistivity and magnetization under uniaxial pressure. The authors GD, EP and KC are involved in syntheses, crystal growth, chemical and structural characterization, orienting and cutting of the crystals. G Baskaran contributed to placing the result in the theoretical framework of spin ladder physics and also help bring out the first order nature of the phase transition. The author RT is involved in crystal growth, chemical and structural characterization and Orienting and cutting of the crystals. The author SE, CLP and GR are involved in measurement of magnetization under uniaxial pressure. All authors contributed to the writing of the paper.

Figure Legends:

Figure 1: (a) The structure of the cuprate family $Sr_{14-x}Ca_xCu_{24}O_{41}$. Layers of the constituents (Sr^{2+} , Ca^{2+}) are alternate with the chain and the ladder layers; (b, c) Schematic diagram of the hybridization of the $Cu3d$ and $O2P$ orbitals within the ladder and chain layers and antiferromagnetic (AF) and ferromagnetic (FM) coupling are shown.

Figure 2: Temperature dependence of electrical resistivities of $Sr_3Ca_{11}Cu_{24}O_{41}$ single crystal under various uniaxial pressures (a) across the ladder in the ladder plane (ρ_a) with $P \parallel c$ -axis (b) along the ladder plane (ρ_c) with $P \parallel a$ -axis (c) across the ladder in the ladder plane (ρ_a) with $P \parallel b$ -axis [Inset 2a : ρ_a vs T with $P \parallel c$ -axis upto 30 K]

Figure 3: Pressure dependence of T_C determined from the electrical resistivity (ρ_a) measurements with $P \parallel c$ -axis of $Sr_3Ca_{11}Cu_{24}O_{41}$ single crystal. The solid line is guide to the eye.

Figure 4: Magnetic susceptibility (χ_a) as a function of temperature with $P \parallel a$ -axis of $Sr_3Ca_{11}Cu_{24}O_{41}$ single crystal. [Inset: χ_b vs T with $P \parallel b$ -axis]

Figure 5: Modified phase diagram of $Sr_{14-x}Ca_xCu_{24}O_{41}$. [Inset: Schematic phase diagram of $Sr_3Ca_{11}Cu_{24}O_{41}$ under uniaxial pressure]

Figures

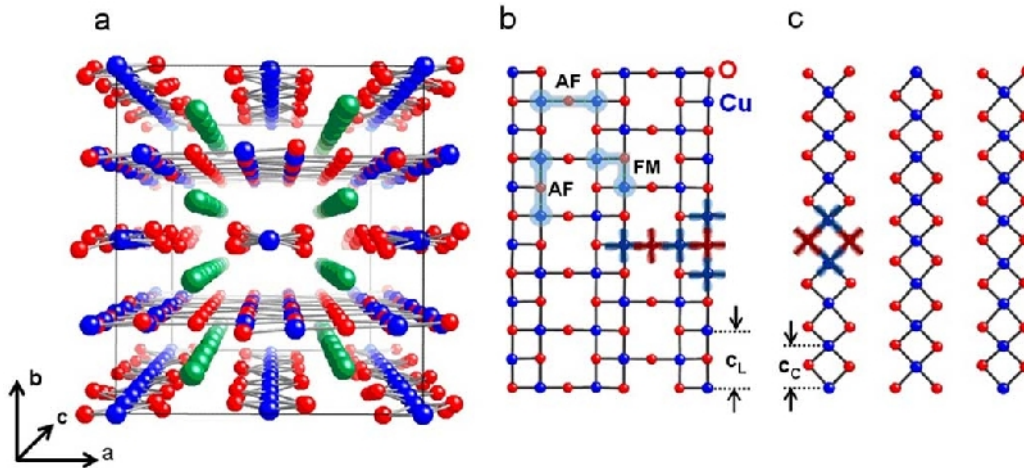
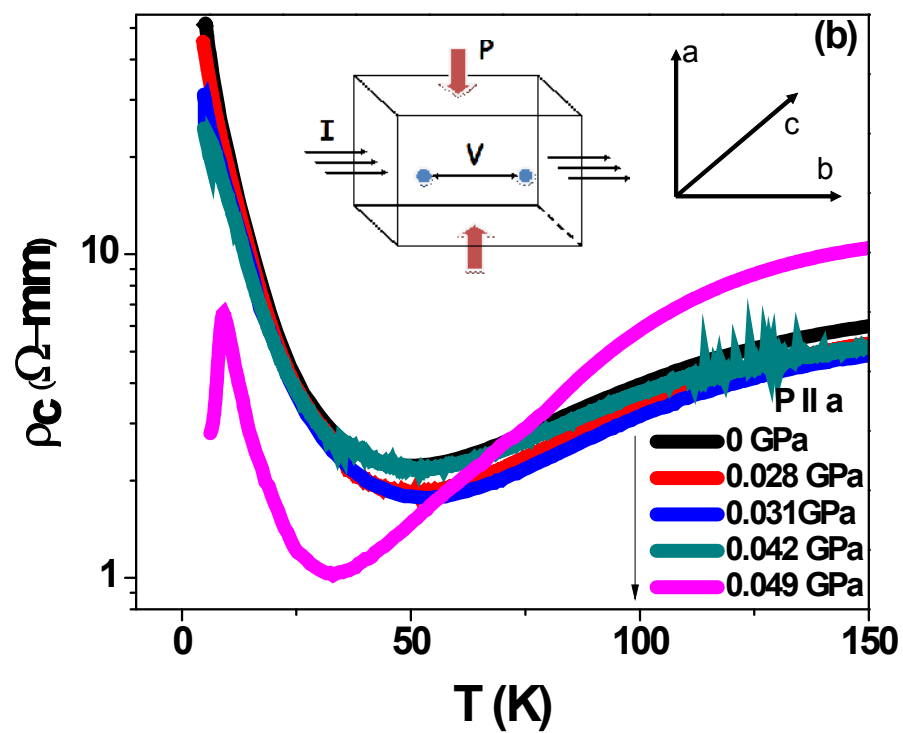
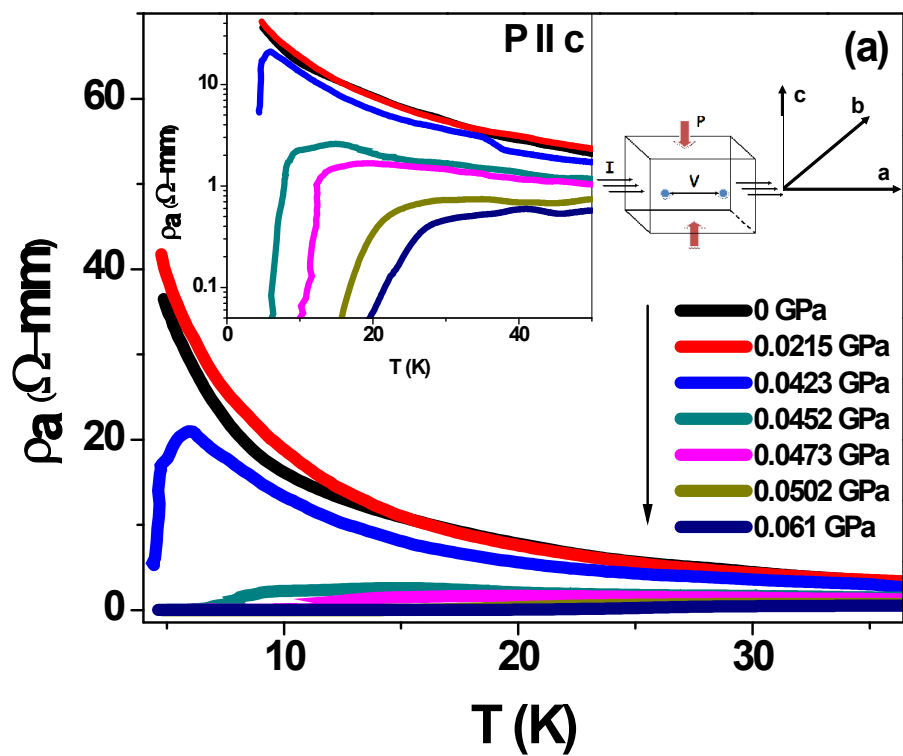


Figure 1: (a) The structure of the cuprate family $Sr_{14-x}Ca_xCu_{24}O_{41}$. Layers of the constituents (Sr^{2+} , Ca^{2+}) are alternate with the chain and the ladder layers; (b, c) Schematic diagram of the hybridization of the $Cu\ 3d$ and $O\ 2p$ orbitals within the ladder and chain layers and antiferromagnetic (AF) and ferromagnetic (FM) coupling are shown.



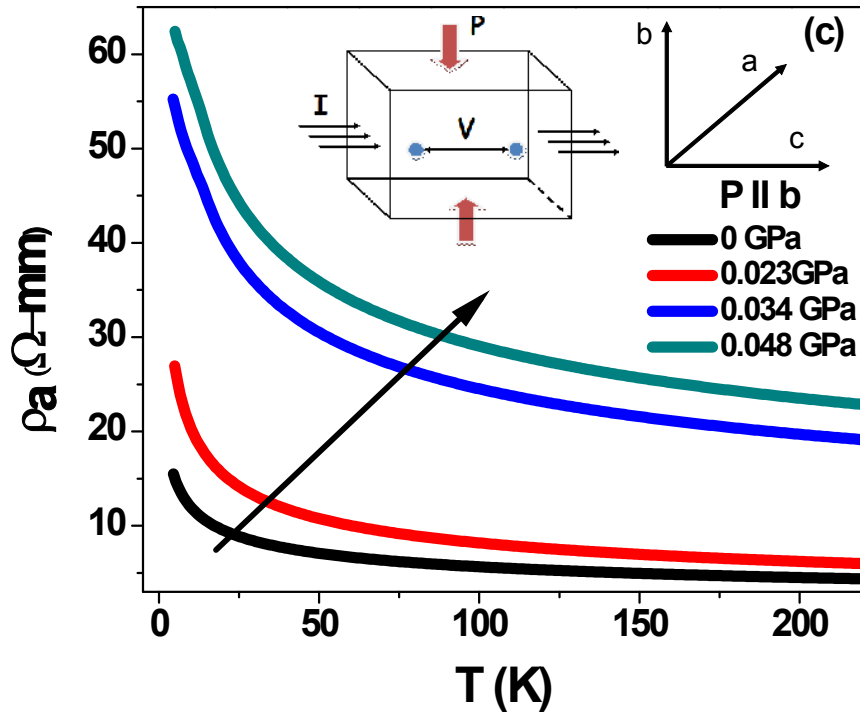


Figure 2: Temperature dependence of electrical resistivities of $Sr_3Ca_{11}Cu_{24}O_{41}$ single crystal under various uniaxial pressures (a) across the ladder in the ladder plane (ρ_a) with $P \parallel c$ -axis (b) along the ladder plane (ρ_c) with $P \parallel a$ -axis (c) across the ladder in the ladder plane (ρ_a) with $P \parallel b$ -axis [Inset 2a : ρ_a vs T with $P \parallel c$ -axis upto 30 K]

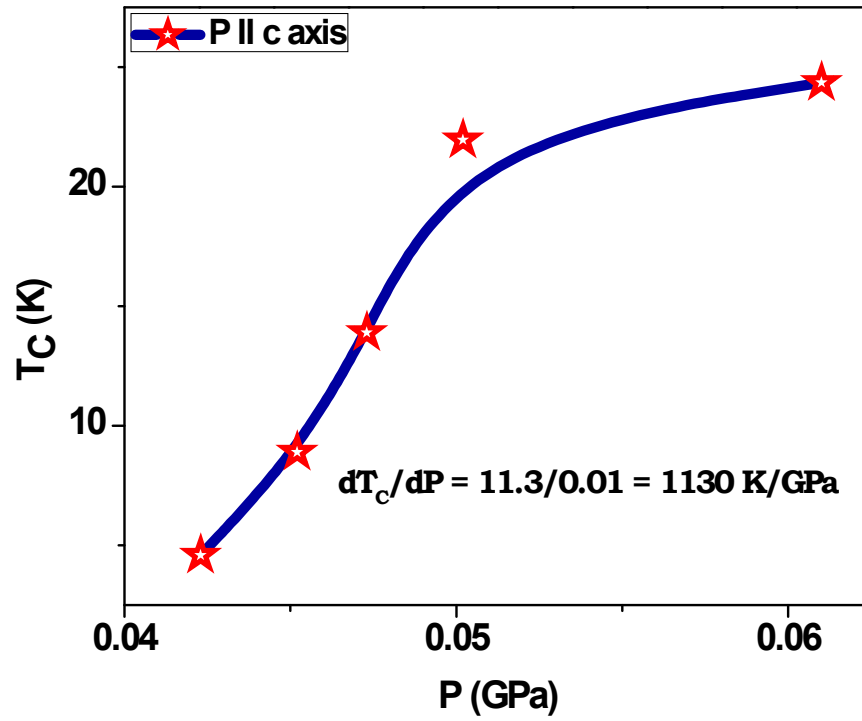


Figure 3: Pressure dependence of T_C determined from the electrical resistivity (ρ_a) measurements with $P \parallel c$ -axis of $Sr_3Ca_{11}Cu_{24}O_{41}$ single crystal. The solid line is guide to the eye.

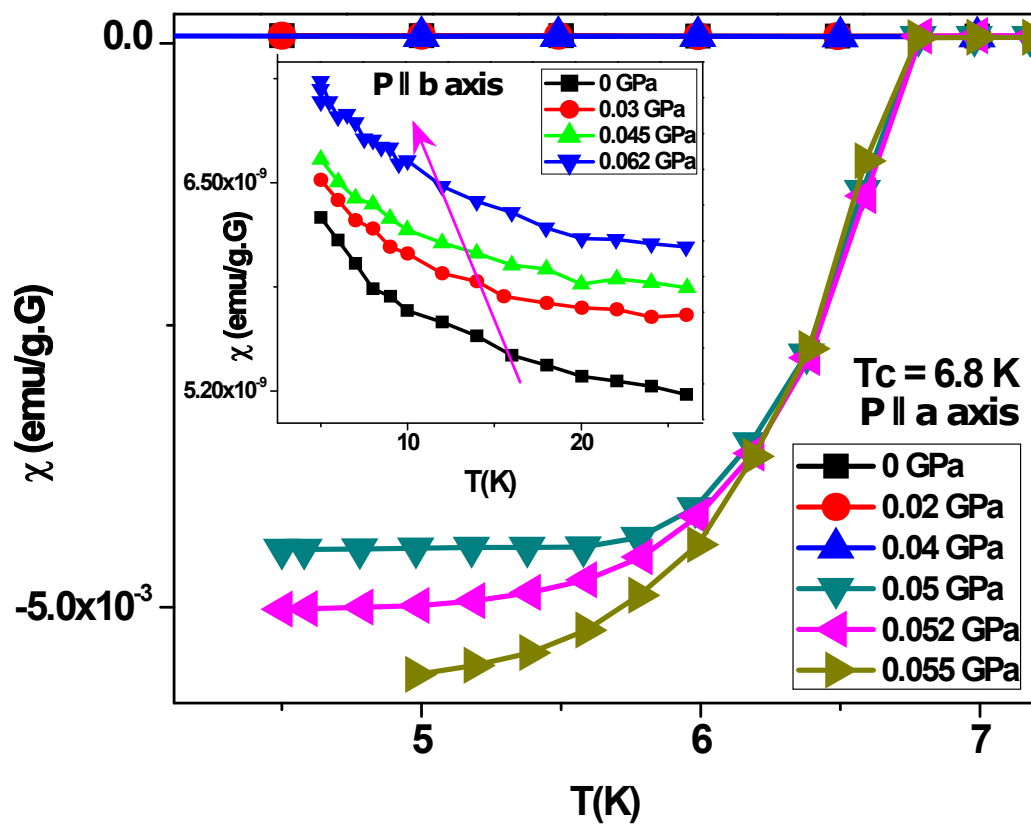


Figure 4: Magnetic susceptibility (χ_a) as a function of temperature with $P \parallel a$ -axis of $Sr_3Ca_{11}Cu_{24}O_{41}$ single crystal. [Inset : χ_b vs T with $P \parallel b$ -axis]

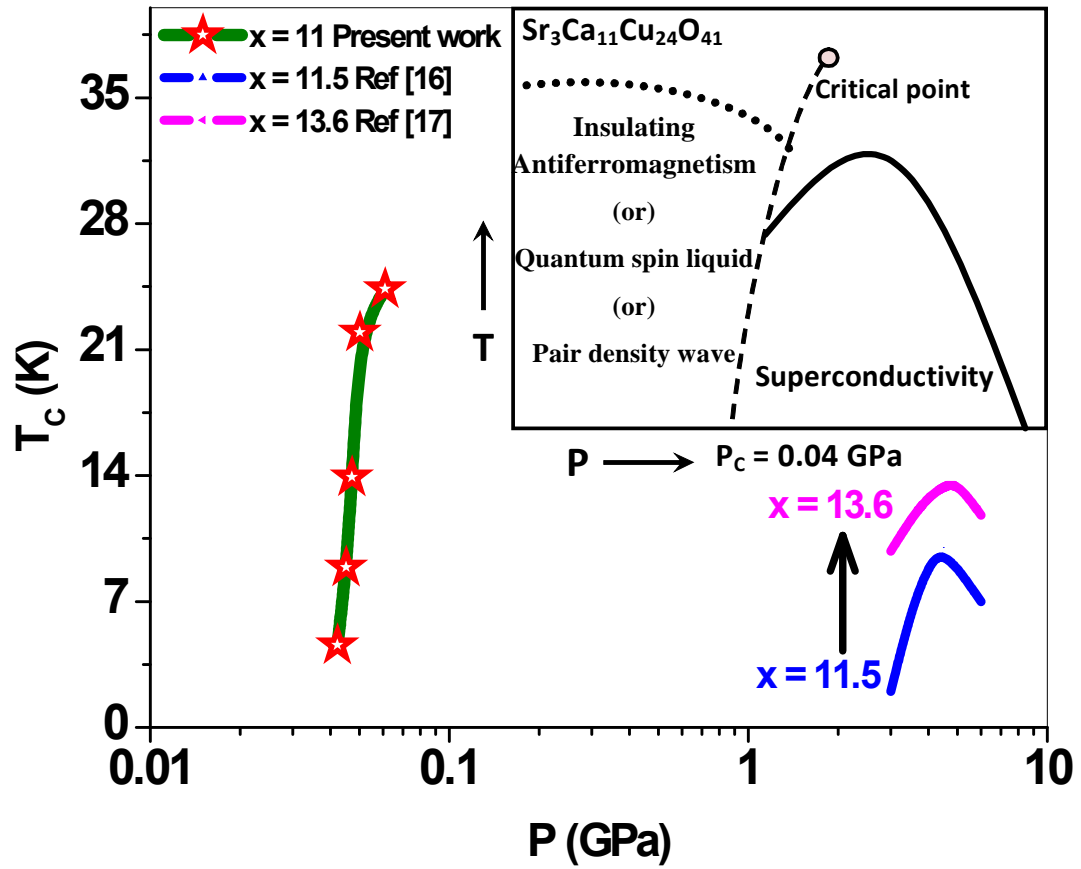


Figure 5: Modified phase diagram of $Sr_{14-x}Ca_xCu_{24}O_{41}$. Inset : Schematic phase diagram of $Sr_3Ca_{11}Cu_{24}O_{41}$ under uniaxial pressure