

Higgs Boson self-coupling measurements using ratios of cross sections

Florian Goertz², Andreas Papaefstathiou³, Li Lin Yang¹, José Zurita⁴

¹ *School of Physics and State Key Laboratory of Nuclear Physics and Technology, Peking University, Beijing 100871, China.*

² *Institut für Theoretische Physik, ETH Zürich, 8093 Zurich, Switzerland.*

³ *Institut für Theoretische Physik, Universität Zürich, 8057 Zurich, Switzerland.*

⁴ *PRISMA Cluster of Excellence & Mainz Institute for Theoretical Physics Johannes Gutenberg University, 55099 Mainz, Germany.*

ABSTRACT: We consider the ratio of cross sections of double-to-single Higgs boson production at the Large Hadron Collider at 14 TeV. Since both processes possess similar higher-order corrections, leading to a cancellation of uncertainties in the ratio, this observable is well-suited to constrain the trilinear Higgs boson self-coupling. We consider the scale variation, parton density function uncertainties and conservative estimates of experimental uncertainties, applied to the viable decay channels, to construct expected exclusion regions. We show that the trilinear self-coupling can be constrained to be positive with a 600 fb^{-1} LHC dataset at 95% confidence level. Moreover, we demonstrate that we expect to obtain a $\sim +30\%$ and $\sim -20\%$ uncertainty on the self-coupling at 3000 fb^{-1} without statistical fitting of differential distributions. The present article outlines the most precise method of determination of the Higgs trilinear coupling to date.

KEYWORDS: Standard Model, Higgs Physics, Hadronic Colliders, Beyond Standard Model.

Contents

| | |
|---|-----------|
| 1. Introduction | 1 |
| 2. Dissection of the cross sections | 2 |
| 3. Ratios of cross sections | 4 |
| 4. Constraining the self-coupling | 7 |
| 4.1 Variation with self-coupling and top quark Yukawa | 8 |
| 4.2 Assumptions for experimental uncertainties | 9 |
| 4.3 Deriving constraints | 10 |
| 5. Conclusions | 13 |
| 6. Acknowledgements | 17 |

1. Introduction

One of the aims of the Large Hadron Collider (LHC) is to search for the agent of electroweak symmetry breaking (EWSB), which in its minimal form is the Standard Model (SM) Higgs boson (H). Recently, both the ATLAS and the CMS collaborations have observed a new state with a mass of about 125 GeV, whose properties are in substantial agreement with the SM Higgs boson [1–5]. The quest for understanding the mechanism behind EWSB does not end with the discovery of this particle. It is crucial to test the Higgs sector to its full extent, measuring the couplings of the Higgs boson to gauge bosons and matter fields [6–30], and also to probe its self-interactions [31–36]. After EWSB, the Higgs potential can be written as

$$V(H) = \frac{1}{2}M_H^2 H^2 + \lambda_{HHH}vH^3 + \frac{1}{4}\lambda_{HHHH}H^4. \quad (1.1)$$

In the SM, $\lambda_{HHH}^{SM} = \lambda_{HHHH}^{SM} = (M_H^2/2v^2) \approx 0.13$ for a Higgs mass of $M_H \simeq 125$ GeV and a vacuum expectation value of $v \simeq 246$ GeV. We can also define normalised couplings $\lambda \equiv \lambda_{HHH}/\lambda_{HHH}^{SM}$ and $\tilde{\lambda} \equiv \lambda_{HHHH}/\lambda_{HHHH}^{SM}$.

A measurement of these two couplings is crucial to the reconstruction of the Higgs potential and will allow testing of the EWSB mechanism. Moreover, in many models beyond the SM, these couplings may deviate from the SM values, and in

that case they will provide relevant information about the nature of the new physics model.

At the LHC, the quartic coupling $\tilde{\lambda}$ may be probed via triple Higgs boson production. However, its tiny cross section [37] makes it very difficult, if not impossible, to do so. On the other hand, the trilinear coupling λ can be measured in Higgs boson pair production, $pp \rightarrow HH$, which may be discovered at a large luminosity phase of the LHC.

The discovery potential for Higgs boson pair production at the LHC has been studied in [32–35,38]. In Refs. [32,38], constraints were placed on λ using statistical fits to the shape of the visible mass distributions of the final decay products of the Higgs pairs, whereas Refs. [33,34] focused on the establishment of the Higgs pair production process using improved techniques originating mainly from developments in the understanding of boosted jet substructure [39,40]. In Ref. [35] the final state $b\bar{b}\gamma\gamma$ was revisited as well as $b\bar{b}\tau^+\tau^-$ and $b\bar{b}W^+W^-$ (fully leptonic), without making use of jet substructure techniques (although boosted Higgs bosons were required). The present article concentrates on using the results from the available phenomenological studies along with the best available theoretical cross section calculations and conservative estimates of the experimental uncertainties, to demonstrate the possibility of constraining the trilinear Higgs self-coupling at the LHC.

The article is organised in the following way: in Section 2 we dissect the Higgs boson production cross sections and in Section 3 we examine the theoretical uncertainties on the ratio of cross sections of double-to-single Higgs production. Then, in Section 4, we present the expected constraints obtained at integrated luminosities of 600 fb^{-1} and 3000 fb^{-1} for a simplified model, as well as within the Standard Model. We conclude in Section 5.

2. Dissection of the cross sections

The Higgs boson pair production cross section is dominated by gluon fusion, as is the single production cross section [41,42]. For the pair production, other modes, like $qq \rightarrow qqHH, VHH, t\bar{t}HH$ are a factor of 10-30 smaller [35, 36, 43, 44], and thus we do not consider them in the rest of our analysis. At leading order (LO), there are two main contributions: a diagram containing a ‘triangle’ loop, and one containing a ‘box’ loop of heavy quarks, as shown in Fig. 1. By far the most dominant contribution comes from the top quark loops, with a smaller sub-dominant bottom quark contribution. The production of a single, on-shell Higgs boson only contains a diagram of the ‘triangle’ type. The triangle diagram can only contain initial-state gluons in a spin-0 state, whereas the box contribution can contain both spin-0 and spin-2 configurations. Therefore, there are two Lorentz structures involved in the

box diagram matrix element. At LO, we may write, schematically:

$$\sigma_{HH}^{LO} = \left| \sum_q (\alpha_q C_{q,\text{tri}}^{(1)} + \beta_q C_{q,\text{box}}^{(1)}) \right|^2 + \left| \sum_q \gamma_q C_{q,\text{box}}^{(2)} \right|^2, \quad (2.1)$$

where $C_{q,\text{tri}}^{(1)}$ represents the matrix element for the triangle contributions and $C_{q,\text{box}}^{(i)}$ represents the matrix element for the two Lorentz structures ($i = 1, 2$) coming from the box contributions [41, 45], for each of the quark flavours $q = \{t, b\}$.

The parameters α_q , β_q and γ_q for quark flavour q are given in terms of the Standard Model Lagrangian parameters by:

$$\begin{aligned} \alpha_q &= \lambda y_q, \\ \beta_q &= \gamma_q = y_q^2, \end{aligned} \quad (2.2)$$

where $q = \{t, b\}$, λ is the (normalised) Higgs triple coupling defined in the previous section and y_q is the normalised $Hq\bar{q}$ coupling (after electroweak symmetry breaking and assumed to be real) defined with respect to the SM value: $y_q \equiv Y_q/Y_q^{\text{SM}}$ (Y_q being the resulting coupling and Y_q^{SM} the SM value). In contrast, the single Higgs cross section, again, schematically, will only contain the matrix element squared $|\sum_q C_{q,\text{tri}}^{(1)}|^2$.

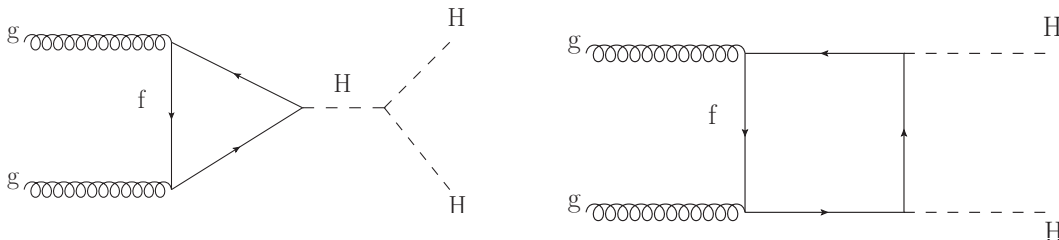


Figure 1: The Higgs pair production diagrams contributing to the gluon fusion process at LO are shown, for a generic fermion f .

We have performed numerical fits using the results of the `hpair` program [46], used to calculate the total cross section for Higgs boson pair production at leading and approximate next-to-leading (NLO) orders. The fits were done employing MSTW2008lo68cl and MSTW2008nlo68cl parton density functions [47] and using top and bottom quark masses of 174.0 GeV and 4.5 GeV respectively. We have obtained:

$$\begin{aligned} \sigma_{HH}^{\text{LO}}[\text{fb}] &= 5.22\lambda^2 y_t^2 - 25.1\lambda y_t^3 + 37.3y_t^4 + \mathcal{O}(\lambda Y_b y_t^2), \\ \sigma_{HH}^{\text{NLO}}[\text{fb}] &= 9.66\lambda^2 y_t^2 - 46.9\lambda y_t^3 + 70.1y_t^4 + \mathcal{O}(\lambda Y_b y_t^2), \end{aligned} \quad (2.3)$$

where we are not showing terms suppressed by the (un-normalised) $Hb\bar{b}$ coupling, Y_b . In fact, we have checked explicitly that a fit performed ignoring the bottom

quark terms results in form factors accurate at the 1% level and a total cross section accurate to better than the 0.2% level (within the SM). Thus, for simplicity, we neglect the bottom contributions in the discussion that follows in the rest of this section. We do, however, include the bottom quark loops in our numerical results throughout this paper.

It is evident from Eqs. (2.1)-(2.3) that the Higgs pair production cross section contains an interference term proportional to (λy_t^3) . Hence, for positive values of (λy_t^3) the cross section is reduced, whereas for negative values, it is enhanced. The box squared term is dominant, and scales as y_t^4 , whereas the triangle squared term is subdominant due to the off-shell Higgs boson which then decays to Higgs boson pairs, and scales as $\lambda^2 y_t^2$. Also note that there exists a minimum value of σ_{HH}^{NLO} at $\lambda = \lambda_{\text{min}} \simeq 2.46 y_t$ (taking into account the bottom quark contributions). The cross section σ_{HH} is symmetric about the point λ_{min} .

We note that the above structure, and hence the different contributions to the cross section, can of course be modified if new physics that allows new resonances to run in the triangle and box loops (or adds new couplings, like an $ffHH$ interaction) is present [48–53]. For simplicity, in the present article we will focus on the Standard Model itself, as well as scenarios where the possible higher-dimensional operators, induced by such new physics, are subdominant with respect to changes in the λ and y_t couplings.

Examples of such scenarios would be models where a Higgs boson H mixes with another scalar S , like in Higgs Portal [54, 55] or Two-Higgs Doublets Models (see, e.g. [56]), where no new particles run in the loop. Here the pair production cross section of the SM-like Higgs boson H will get modified only by having a resonant effect in the s-channel diagram, due to the new scalar.¹ Indeed, one can obtain a 10-20 % change in y_t and arbitrary values for λ , together with a negligible resonant contribution, by selecting appropriately the free parameters that appear in such theories.² The new scalar S may be outside of LHC reach if it is sufficiently heavy, or with reduced couplings to SM particles (see, e.g. [57]). Even if the new scalar particle is observed, the measurement of the parameter λ will still be a meaningful and interesting question.

3. Ratios of cross sections

It has been pointed out in Ref. [26] that the ratio of cross sections between Higgs

¹Even if new coloured fermions are present, their contribution can be neglected if their couplings are small or if they are very heavy and decouple.

²In specific examples we have found that one can arrange to have a heavy S particle with a small SHH coupling, such that its resonance effect will not affect the SM-like Higgs pair production rate, and with a moderate deviation in the respective HHH coupling. The price to pay for S being heavy is to have the other trilinear scalar couplings, SSH and SSS to be $\mathcal{O}(1)$, but still consistent with the perturbativity condition, $\lambda \ll \sqrt{4\pi}$.

pair production and single Higgs production:

$$C_{HH} = \frac{\sigma(gg \rightarrow HH)}{\sigma(gg \rightarrow H)} \equiv \frac{\sigma_{HH}}{\sigma_H}, \quad (3.1)$$

could be more accurately determined theoretically than the Higgs-pair production cross section itself.³ This is based on the fact that the processes are both gluon-initiated and the respective higher-order QCD corrections could be very similar. Hence, it is assumed that a large component of the QCD uncertainties drop out in the ratio C_{HH} . Moreover, experimental systematic uncertainties that affect both cross sections may cancel out by taking the ratio. An example is the luminosity uncertainty, which should cancel out provided the same amount of data is used in both measurements.

Here we investigate the extent to which the above assumptions are correct, using the available calculations for the cross sections. We begin by considering the LO and NLO calculations for $\sigma(gg \rightarrow HH)$ and $\sigma(gg \rightarrow H)$ at the LHC at 14 TeV.⁴ Using the MSTW2008lo68cl and MSTW2008nlo68cl parton density functions [47], we show in Figs. 2 and 3 the cross sections as well as their ratios, C_{HH} , as a function of the Higgs mass at both LO and NLO.⁵ We present the scale uncertainty obtained by varying the factorisation and renormalization scales (set to be equal) between $[0.5 \mu_0, 2.0 \mu_0]$, where $\mu_0 = M_H$ for the `higl` program, used to obtain the single Higgs cross sections [60], and $\mu_0 = M_{HH}$ for the `hpair` program (where M_{HH} is the invariant mass of the Higgs pair), used for the Higgs pair production cross sections [46]. The scale choices are the natural ones for each of the processes but we verified that the conclusions are not altered substantially by changing the `hpair` scale, i.e. the numerator, to equal the scale that appears in the denominator, $\mu_0 = M_H$. Implicit in the calculation of the scale uncertainty of the ratio C_{HH} , is the fact that the scale variation of the single and double Higgs cross sections between $0.5\mu_0$ and $2.0\mu_0$ is fully correlated: i.e., we obtain the upper and lower variations of the ratio by dividing the cross sections with the same magnitude of variation of the scale. This is an approximation that is justified since the two processes possess similar topologies,

³Note that a somewhat different, but related, idea of taking ratios of cross sections for various processes at different energies was explored in [58].

⁴All calculations in the present section have been performed in the SM, i.e. $\lambda = 1$ and $y_t = 1$. We do not expect the theoretical uncertainties to vary substantially with these values, since the variation arises from terms with logarithmic ratios of scales, whose coefficients are often determined by universal QCD functions, namely the β function or the Altarelli-Parisi kernels, depending on whether the renormalization or factorization scale is involved.

⁵It is important to note that the NLO calculation for HH production has been performed in the heavy top mass limit, and hence it is expected to be approximate. At LO, the accuracy of the large top mass approximation is $\mathcal{O}(10\%)$ [31, 52, 59]. Note that the sub-dominant effects of the bottom quark are kept in the calculations throughout the paper where they are available: up to LO in HH production and to NLO in single Higgs production.

and is in fact one of the main insights in favour of using C_{HH} . We also show, in the ratio, the resulting PDF uncertainty, calculated using the MSTW2008nlo68cl error sets according to the prescription found in [61].

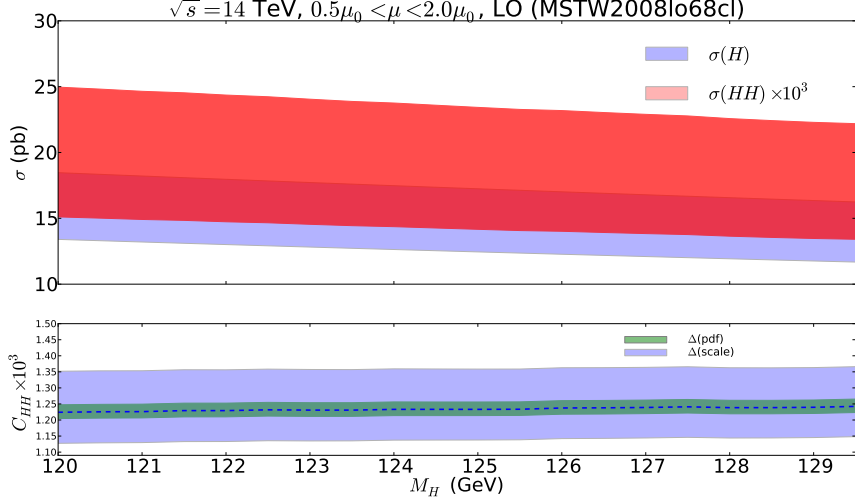


Figure 2: The cross sections for single and double Higgs boson production at leading order using the MSTW2008lo68cl PDF set. In the lower plot, the fractional uncertainty due to scale variation is shown in the blue band, as well as the PDF uncertainty in the green band.

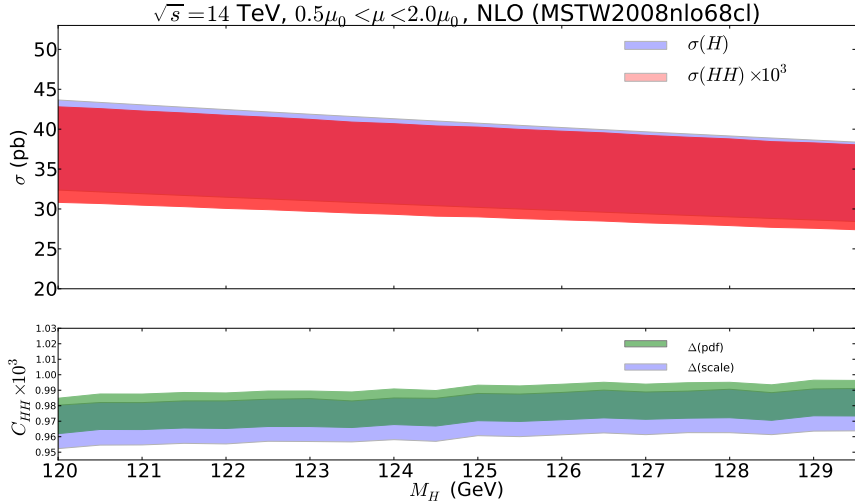


Figure 3: The cross sections for single and double Higgs boson production at next-to-leading order using the MSTW2008nlo68cl PDF set. In the lower plot, the fractional uncertainty due to scale variation is shown in the blue band, as well as the PDF uncertainty in the green band.

Several observations on the behaviour of the C_{HH} ratio can be made. First of all, it is evident that the fractional uncertainty due to scale variation is reduced with respect to the individual calculations in both leading and next-to-leading orders: for the LO case, the individual cross sections have a $\sim \pm 20\%$ (single Higgs boson production) and $\sim \pm 25\%$ (double Higgs boson production) scale uncertainty, whereas the ratio has a $\sim \pm 9\%$ scale uncertainty. For the NLO case, it is reduced from $\sim \pm 17\%$ (single and double Higgs boson production) to $\sim \pm 1.5\%$ for the ratio.⁶

Furthermore, we can explicitly see that the uncertainty due to the QCD corrections partially cancels out: even though the individual K-factors in the cross sections σ_H and σ_{HH} are large, they are also very similar, both being ~ 2 . As a consequence, the central value of the ratio only decreases by a small amount from ~ 1.25 to ~ 1.0 when going from LO to NLO. This is an indication that higher order corrections are quite likely to change the ratio by an even smaller fraction than the change from LO to NLO, when it is considered at NNLO, whereas the single Higgs production cross section has a K-factor of about ~ 1.5 when compared to the NLO calculation [66].⁷ These findings support the idea of employing the fully correlated scale variation described before as a realistic estimate for the theoretical error.⁸

The PDF uncertainties for the cross sections themselves are not shown since they are of the order of a few % and hence subdominant. The PDF uncertainty is also sub-dominant in the case of the LO ratio, as shown in Fig. 2. In the case of the NLO ratio, the PDF uncertainty becomes comparable to the scale uncertainty as can be seen in Fig. 3. Combining the two errors in quadrature would induce an error of $\pm \mathcal{O}(3\%)$, still smaller than the $\sim \pm 17\%$ error on the NLO Higgs pair production cross section. To remain conservative, we will assume that the theoretical errors on C_{HH} and σ_{HH} are $\pm 5\%$ and $\pm 20\%$, respectively, in what follows.

4. Constraining the self-coupling

In the studies conducted in Refs. [32, 38], the Higgs self-coupling was constrained using the final states $b\bar{b}\gamma\gamma$, $b\bar{b}\mu^+\mu^-$ and $W^+W^-W^+W^-$ (in the high Higgs mass region). The constraints were obtained by fitting the visible mass distributions in each process for the signal and backgrounds.

Here we choose to follow a different strategy: taking into account the facts that the different signal channels possess a relatively low number of events and that the shapes of distributions for the backgrounds (and even the signal) are not always very

⁶Note that in Ref. [62], threshold resummation effects in SM Higgs pair production in soft-collinear effective theory were considered. The authors claim a reduction of the scale uncertainty to 3%. For other resummation studies in single Higgs production see, for example [63–65].

⁷An equivalent calculation at NNLO does not presently exist for Higgs pair production.

⁸Note that studies of theoretical uncertainties in single and double Higgs production can be found, respectively, in Refs. [35, 67].

well known, we employ only information originating from the rates. Furthermore, we use the theoretically more stable ratio C_{HH} between the double and single Higgs production cross sections, examined in the previous section. We focus on luminosities of 600 fb^{-1} and 3000 fb^{-1} that can be respectively obtained by ATLAS and CMS together in the first long-term 14 TeV run, or by the individual experiments in an even longer-term run at the same energy. We do not attempt to combine between the individual channels, as this will require a more detailed study from the experimental collaborations.

4.1 Variation with self-coupling and top quark Yukawa

To quantify the possible region that can be constrained using the ratio C_{HH} , we first examine the behaviour of the cross section for Higgs pair production and the ratio C_{HH} at 14 TeV, when varying the self-coupling λ , as well as the top Yukawa, y_t . It is important to consider the variation of the top quark Yukawa determination, since the production rates of both double and single Higgs production can be substantially affected. Moreover, the expected accuracy on the top quark Yukawa is expected to be $\pm\mathcal{O}(15\%)$ at 300 fb^{-1} of LHC data at 14 TeV [68].

We show the cross section σ_{HH} and ratio C_{HH} at $y_t = 1$ as a function of λ , as well as both quantities at $\lambda = 1$ as a function of y_t in Figs. 4 and 5, respectively. Evidently, the effects of both λ and y_t are significant: the cross section varies from $\sim 30 \text{ fb}$ at $(\lambda, y_t) = (1, 1)$ (i.e. the SM values) to $\sim 125 \text{ fb}$ at $(\lambda, y_t) = (-1, 1)$ and $\sim 300 \text{ fb}$ at $(\lambda, y_t) = (1, 1.6)$. The ratio itself varies from $\sim 10^{-3}$ at $(\lambda, y_t) = (1, 1)$ to $\sim 3.5 \times 10^{-3}$ at $(\lambda, y_t) = (-1, 1)$ and $(\lambda, y_t) = (1, 1.6)$. It is obvious that negative values of λ can be excluded sooner than the positive values, since the cross section and ratio of cross sections both increase fast with decreasing λ .

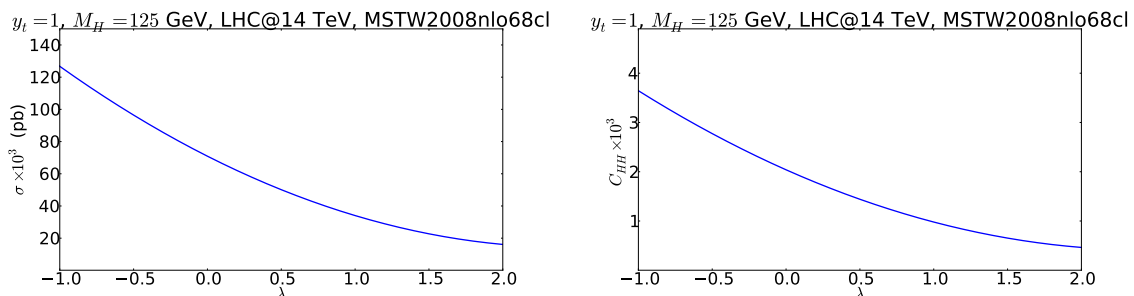


Figure 4: The cross section for double Higgs production and the ratio C_{HH} at next-to-leading order using the MSTW2008nlo68cl PDF set, as a function of λ at $y_t = 1$.

We note that negative values of y_t are currently viable [21] and physical, and could arise in beyond-the-SM physics models. Since Higgs pair production only depends on the sign of the product (λy_t) , the corresponding values for $y_t < 0, \lambda > 0$

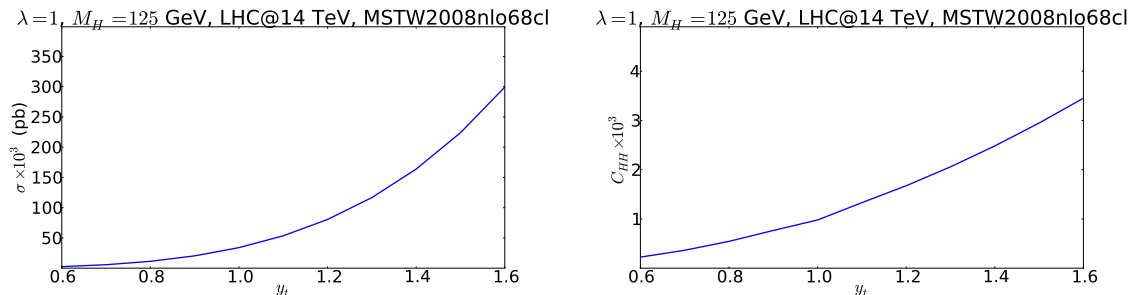


Figure 5: The cross section for double Higgs production and the ratio C_{HH} at next-to-leading order using the MSTW2008nlo68cl PDF set, as a function of y_t at $\lambda = 1$.

are equivalent to those for the points with the same absolute values of the parameters but $y_t > 0$, $\lambda < 0$.⁹

4.2 Assumptions for experimental uncertainties

The ratio C_{HH} can be used to derive the expected constraints that can be obtained at a 14 TeV LHC for different physics models, including the SM. Certain assumptions on the systematic uncertainties need to be made for the branching ratios related to each mode. We first define the following quantities:

$$\begin{aligned}\sigma_{HH}^{\bar{b}bxx} &\equiv \sigma_{HH} \times 2 \times \text{BR}(b\bar{b}) \times \text{BR}(xx), \\ \sigma_H^{\bar{b}b} &\equiv \sigma_H \times \text{BR}(b\bar{b}),\end{aligned}\tag{4.1}$$

where xx denotes the $H \rightarrow xx$ decay mode in question. Hence, we can invert the above relations to obtain:

$$C_{HH}^{\text{exp.}} = \left. \frac{\sigma_{HH}^{\bar{b}bxx}}{2 \times \sigma_H^{\bar{b}b} \times \text{BR}(xx)} \right|_{\text{exp.}},\tag{4.2}$$

which is the experimental measurement of the theoretical quantity C_{HH} .

Since the scope of this article is not a detailed experimental study, we now make several assumptions on the measurement uncertainties for each of the quantities in the ratio of Eq. (4.2). We focus on the region $\lambda \in (-1.0, \sim 2.46)$, since the cross section is symmetric with respect to the minimum at $\lambda \simeq 2.46$. According to Ref. [71], the branching ratio of $H \rightarrow b\bar{b}$ times the cross section for single Higgs is expected to be known to $\pm 20\%$ after 300 fb^{-1} of data at 14 TeV, and hence we assume that the uncertainty on $\sigma_H^{\bar{b}b}$ is $\pm 20\%$. Similarly, according to [71], the uncertainties on $\text{BR}(\tau^+\tau^-)$, $\text{BR}(W^+W^-)$ and $\text{BR}(\gamma\gamma)$ are expected to be $\pm 12\%$, $\pm 12\%$ and $\pm 16\%$, respectively, at 300 fb^{-1} . To remain conservative, we assume

⁹Note that the degeneracy with respect to the sign of y_t that appears in Higgs pair production may be resolved through the study of different processes long before the Higgs self-coupling is probed. See, for example, Refs. [69, 70].

that going beyond 300 fb^{-1} of luminosity, there will be *no* improvement on these uncertainties. This can be true, for example, if the measurements are dominated by systematic uncertainties that cannot be improved further. Moreover, the uncertainty on the cross section of the measured final state, $\Delta\sigma_{HH}^{b\bar{b}xx}$, is estimated by assuming that the Poisson distribution of the obtained number of events can be approximated by a Gaussian, for simplicity. Hence, if we expect a number of B background events and we experimentally measure N events, the error on the signal estimate, $S = N - B$, is given by $\Delta S = \sqrt{N + B}$. The expected number of events for the studies we consider below were taken from [33, 34, 38]. We combine all the estimates of the uncertainties in quadrature for each mode to obtain an estimate of the total uncertainty:

$$\left(\frac{\Delta C_{HH}}{C_{HH}}\right)^2 = \left(\frac{\Delta\sigma_{HH}^{b\bar{b}xx}}{\sigma_{HH}^{b\bar{b}xx}}\right)^2 + \left(\frac{\Delta\text{BR}(xx)}{\text{BR}(xx)}\right)^2 + \left(\frac{\Delta\sigma_H^{b\bar{b}}}{\sigma_H^{b\bar{b}}}\right)^2. \quad (4.3)$$

In what follows we also add the theoretical error estimates in quadrature to the above.

4.3 Deriving constraints

The ratio of cross sections considered in Section 3 was calculated under the assumption of validity of the SM. In general, if one wishes to use the ratio to perform a study of a different model with a given set of parameters $\{p_i\}$, one should first:

- Calculate the ratio C_{HH} and the corresponding theoretical error as a function of the set of parameters $\{p_i\}$. The set $\{p_i\}$ may, for example, include the new masses and couplings of the theory or coefficients of new higher-dimensional operators.
- Estimate, as well as possible, the expected experimental errors arising from the measurements of the different components that comprise the experimental value of the ratio C_{HH}^{exp} , as we have done in the previous section.

With the above at hand, one can then form the following question:

Given an assumption for the ‘true’ value of a subset of the model parameters, what is the constraint we *expect* to impose on these parameters through Higgs pair production?

Following the above framework, here we perform a study of a simplified model, which we present as an example of an implementation of the above steps. Thus, we consider a situation where the Standard Model is valid almost everywhere, except that we allow the variation of the parameters $\{p_i\} = \{\lambda, y_t\}$. As we have already discussed at the end of Section 2, such situations may arise in Higgs Portal or Two-Higgs Doublets Models. Furthermore, in the same framework, this simplified model

will also provide us with limits on the determination of λ within the SM, by setting the ‘true’ values of λ and y_t , $\lambda_{\text{true}} = 1 = y_{t,\text{true}}$.

We start by fixing the value of the top Yukawa in this simplified model to be $y_t = y_{t,\text{true}} = 1$. Thus, to answer to the above question we produce an ‘exclusion’ plot, calculated by drawing the curves that result in expected measurements that are one or two standard deviations away from the central value of C_{HH} , which is assumed to be equal to that given by λ_{true} . By virtue of this definition, it is obvious that the central value itself is, of course, not expected to be excluded. Equivalent plots in this model can be constructed, by fixing λ_{true} and varying $y_{t,\text{true}}$, but we do not perform these here.

Using C_{HH} we draw such curves for 600 fb^{-1} of data in Figs. 6, 7 and 8 for the final states $b\bar{b}\tau^+\tau^-$, $b\bar{b}W^+W^-$ and $b\bar{b}\gamma\gamma$, respectively. To bring the three channels to an equal footing, we have rescaled the $b\bar{b}\tau^+\tau^-$ cross section in [33] by employing a factor of $32.4/28.4$ accounting for the central value of the NLO production cross section used in [34], and moreover, rescaled by $0.7^2/0.8^2$ for a reduced τ -jet tagging efficiency. For the $b\bar{b}W^+W^-$ mode in [34] we also include the tauonic decays of the W bosons, and for the $b\bar{b}\gamma\gamma$ result in [38] we average between the ‘hi’ and ‘lo’ LHC results to get 6 versus 12.5 events at 600 fb^{-1} .¹⁰ We have not rescaled the $b\bar{b}\gamma\gamma$ analysis, since this was done for a Higgs of mass 120 GeV in [38]. In the lower panel of Fig. 6 we also show the exclusion regions extracted by using the Higgs pair production cross section measurement itself, with an associated uncertainty of $\pm 20\%$. We assume that the uncertainty on $\text{BR}(b\bar{b})$ is the same as that on $\sigma_H^{b\bar{b}}$, namely $\pm 20\%$. It is obvious that the exclusion obtained from the cross section is expected to be weaker than that obtained by the ratio, due to the larger theoretical systematic uncertainty on the cross section itself. Moreover, the expected exclusion from σ_{HH} will be more affected by experimental systematic uncertainties which would add to the errors. For completeness, we show the estimated fractional uncertainty on the ratio, $\Delta C_{HH}/C_{HH}$, used to extract the exclusion regions, for the different processes and investigated luminosities in Table 1. At high luminosity the uncertainties all tend to similar numbers since we have assumed that the other contributing uncertainties ($\Delta \text{BR}(xx)$ and $\Delta \sigma_H^{b\bar{b}}$) do not improve and they become systematic-dominated. These values are provided for completeness, as an indication, and merit further investigation by the experimental collaborations.

The interpretation of the ‘exclusion’ curves is simple: as an example, if we assume or believe that the ‘true’ value of the triple Higgs coupling in this model is $\lambda_{\text{true}} = 1$, then by examining Fig. 6 for the $b\bar{b}\tau^+\tau^-$ mode at 600 fb^{-1} , we can conclude that using C_{HH} the expected experimental result should lie within $\lambda \in (0.57, 1.64)$ with $\sim 68\%$ confidence level. We expect to exclude any values outside this range after 600 fb^{-1} , given the value $\lambda_{\text{true}} = 1$. We show the collected exclusion limits for $\lambda_{\text{true}} = 1$ and

¹⁰The ‘hi’ and ‘lo’ refer to, respectively, the conservative and optimistic assumptions made in [38] for the jet to photon misidentification probability.

| Process | S/B(600 fb ⁻¹) | $\Delta C_{HH}/C_{HH}$ (600 fb ⁻¹) | $\Delta C_{HH}/C_{HH}$ (3000 fb ⁻¹) |
|------------------------|----------------------------|--|---|
| $b\bar{b}\tau^+\tau^-$ | 50/104 | 0.400 | 0.279 |
| $b\bar{b}W^+W^-$ | 11.2/7.4 | 0.513 | 0.314 |
| $b\bar{b}\gamma\gamma$ | 6/12.5 | 0.964 | 0.490 |

Table 1: The table shows expected number of signal (S) and background (B) events for SM Higgs pair production, resulting at 600 fb⁻¹, and the respective fractional uncertainties on the ratio of double-to-single Higgs boson production cross sections, $\Delta C_{HH}/C_{HH}$, for the different channels and the two investigated LHC luminosities, 600 fb⁻¹ and 3000 fb⁻¹, using $M_H = 125$ GeV. The fractional uncertainties include the theoretical error due to the scale/parton density functions uncertainties, assumed to be 5%.

$y_{t,\text{true}} = 1$ (i.e. the SM values) at 1σ and 2σ at 600 fb⁻¹ as well as the end-of-run LHC integrated luminosity of 3000 fb⁻¹ in Table 2. The 3000 fb⁻¹ values have also been calculated by assuming no improvement in the uncertainty estimates that we have assumed at 600 fb⁻¹. The table demonstrates an important conclusion: it is possible, using the discovery of the three viable channels, to constrain the trilinear coupling λ in the SM to be positive at 95% confidence level at 600 fb⁻¹. Moreover, a naive combination of the ‘uncertainties’, at 1σ about λ_{true} , over the three channels indicates that a measurement of accuracy $\sim +30\%$ and $\sim -20\%$ is possible simply by using the rates at 3000 fb⁻¹. Note that the curves have been drawn up to $\lambda_{\text{min}} \simeq 2.46$. The regions beyond that value are determined by the mirror symmetry with respect to λ_{min} (the cross section is degenerate for $\lambda \rightarrow 2\lambda_{\text{min}} - \lambda$, which makes those values of λ indistinguishable).

We should emphasise at this point that Figs. 6, 7 and 8 do not represent the Standard Model, *except* at $\lambda_{\text{true}} = 1$, and should be taken simply as an example of the suggested framework in a simplified, but still not unrealistic, scenario.

| Process | 600 fb ⁻¹ (2σ) | 600 fb ⁻¹ (1σ) | 3000 fb ⁻¹ 2σ | 3000 fb ⁻¹ 1σ |
|------------------------|------------------------------------|------------------------------------|---------------------------------|---------------------------------|
| $b\bar{b}\tau^+\tau^-$ | (0.22, 4.70) | (0.57, 1.64) | (0.42, 2.13) | (0.69, 1.40) |
| $b\bar{b}W^+W^-$ | (0.04, 4.88) | (0.46, 1.95) | (0.36, 4.56) | (0.65, 1.46) |
| $b\bar{b}\gamma\gamma$ | (-0.56, 5.48) | (0.09, 4.83) | (0.08, 4.84) | (0.48, 1.87) |

Table 2: The expected limits on λ at 1σ and 2σ confidence levels in the Standard Model ($\lambda_{\text{true}} = 1$, $y_{t,\text{true}} = 1$). The results have been derived using C_{HH} and are shown for 600 fb⁻¹ and 3000 fb⁻¹. Note that there can be either one or two regions, in both cases symmetric about the minimum at $\lambda \simeq 2.46$. Where there may exist a second valid region, we only show the lower one.

It is interesting to compare the regions obtained by the above method for the SM, with those obtained in Ref. [38], where the authors used the only viable mode

for a low mass Higgs boson at the time ($M_H = 120$ GeV), $b\bar{b}\gamma\gamma$, to extract λ from the visible mass distribution. After background subtraction, their best limit at 600 fb^{-1} was $\lambda \in (0.26, 1.94)$ at 1σ . Here, for the $b\bar{b}\tau^+\tau^-$ we obtain $\lambda \in (0.57, 1.64)$, for the $b\bar{b}W^+W^-$ mode we obtain $\lambda \in (0.46, 1.95)$ and for the $b\bar{b}\gamma\gamma$ mode, $\lambda \in (0.09, 4.83)$, where the latter corresponds to the full interval, symmetric about the minimum. It is evident that the ratio provides a comparable exclusion region, especially considering the fact that Ref. [38] considers relatively optimistic background subtraction. However, the ratio possesses advantages over the distribution analysis that may contain systematic uncertainties induced by the modelling of the shapes of both the signal and background. Note that an interesting study of the theoretical sensitivity of different initial states ($gg \rightarrow HH$, $qq' \rightarrow HHqq'$, $q\bar{q}' \rightarrow WHH$ and $q\bar{q} \rightarrow ZHH$) on the trilinear coupling can be found in [35].

Since the cross section for Higgs pair production, as well as the single Higgs cross section, both depend on the top coupling, a determination of y_t and the triple coupling, λ , cannot be done independently through a measurement of the ratio C_{HH} .¹¹ The coupling y_t can be deduced by observation of associated production of a single Higgs with top quark pairs [79] using boosted jet techniques that exploit the substructure of so-called ‘fat’ jets.¹² Since the error on a determination of y_t is expected to be $\mathcal{O}(15\%)$ [68], an investigation of the possible constraints in the $y_t - \lambda$ plane is essential. This can be done for the Standard Model with the assumption $\lambda_{\text{true}} = 1$ and $y_{t,\text{true}} = 1$ in the simplified model. We can then calculate the induced error as we have done previously and calculate the 1σ and 2σ confidence levels on where the actual measurement will likely end up in the $y_t - \lambda$ plane. The results are shown in Figs. 9, 10 and 11 for $b\bar{b}\tau^+\tau^-$, $b\bar{b}W^+W^-$ and $b\bar{b}\gamma\gamma$ respectively, given an integrated luminosity of 600 fb^{-1} . The figures illustrate an important point: for a model-independent determination of the Higgs triple self-coupling, a good measurement of y_t is crucial. If, for example, we consider y_t at the edges of the expected $\mathcal{O}(15\%)$ error, then $y_t = 0.85$ yields $\lambda \in (0.2, 1.1)$ whereas $y_t = 1.15$ yields $\lambda \in (1.1, \sim 2.4)$, using the $b\bar{b}\tau^+\tau^-$ channel (Fig. 9), both at 1σ . This is a result of the sensitivity of the single and double cross sections on y_t (see Eq. (2.3)).

5. Conclusions

We have considered the theoretical error on the ratio of cross sections of double-to-single Higgs production, C_{HH} , at a 14 TeV LHC, including scale variation and parton density function uncertainties. Under the assumption that the double and

¹¹There exist many models in which the $Ht\bar{t}$ coupling, y_t , can be changed, among other effects. See, for example, [54, 55, 72–78].

¹²Note that at the LHC no measurements of absolute couplings can be performed. It is however possible to make fits to Higgs couplings that are almost model-independent using weak theoretical assumptions. For further discussion see, for example, Section 2 in Ref. [68].

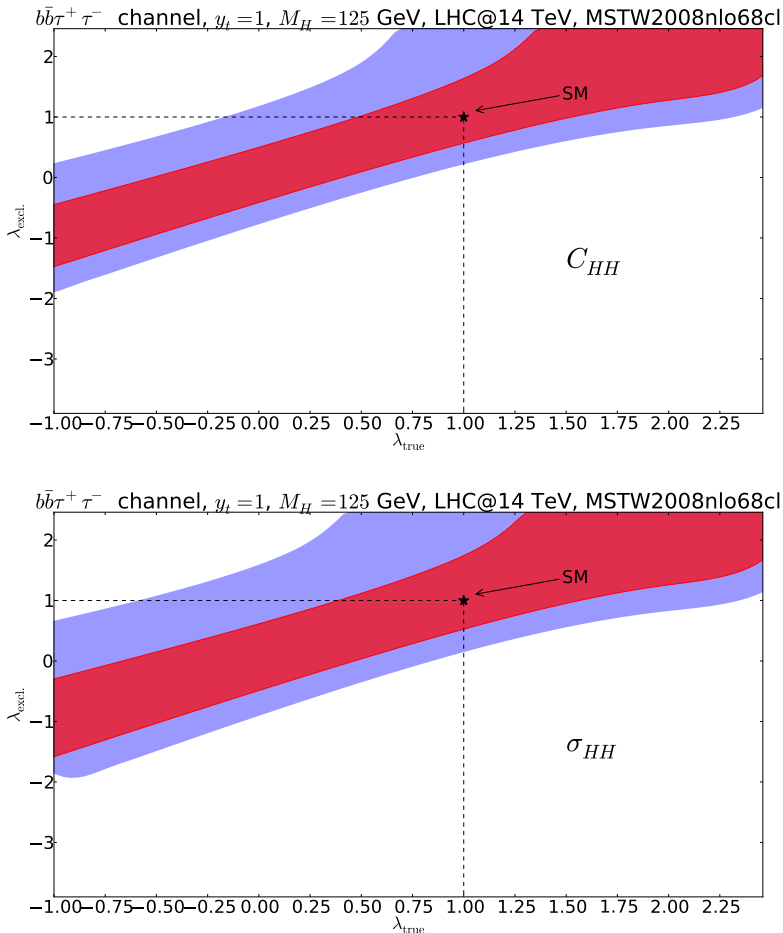


Figure 6: The expected exclusion for λ in the simplified model we are considering, at one and two standard deviations for a given value of λ_{true} at 600 fb^{-1} for the $b\bar{b}\tau^+\tau^-$ decay mode. The exclusion constructed from the ratio, C_{HH} , is shown on the top panel, whereas the exclusion obtained from the cross section, σ_{HH} , is shown on the bottom panel. We only show the region up to the symmetric minimum at $\lambda \simeq 2.46$.

single Higgs boson production cross sections possess a similar form of higher-order corrections, which we motivated in Section 3, we showed in the same section that the ratio is a more theoretically stable quantity than the cross section itself. Subsequently, assuming a 5% total theoretical error on C_{HH} , and using conservative assumptions on the experimental uncertainties of the quantities involved in measuring the ratio, we used this ratio to construct possible exclusions in a set of simplified models, given a true value of the corresponding Higgs self-coupling parameter, at a 14 TeV LHC and integrated luminosities of 600 fb^{-1} and 3000 fb^{-1} . Within the Standard Model we concluded that it is possible to constrain the trilinear coupling to be positive, at 95% confidence level at 600 fb^{-1} , only using the discovery of the three viable channels. We also showed that a naive combination of the ‘uncertainties’ at

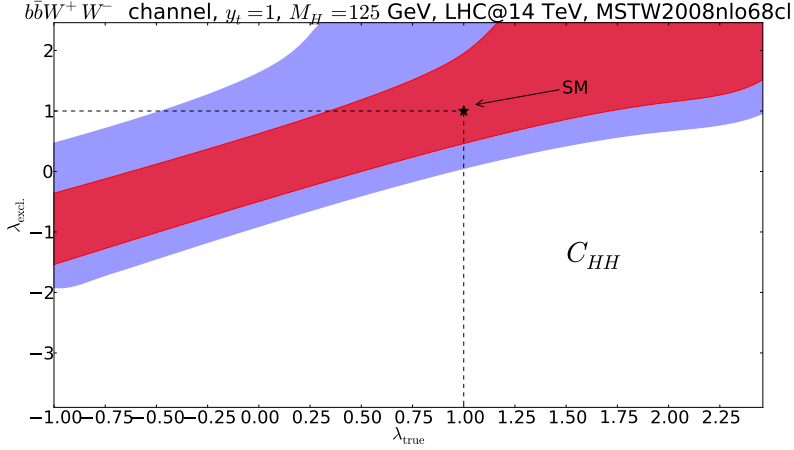


Figure 7: The expected exclusion in the simplified model we are considering, for λ at one and two standard deviations for a given value of λ_{true} at 600 fb^{-1} for the $b\bar{b}W^+W^-$ decay mode, constructed by using the ratio of cross sections C_{HH} . We only show the region up to the symmetric minimum at $\lambda \simeq 2.46$.

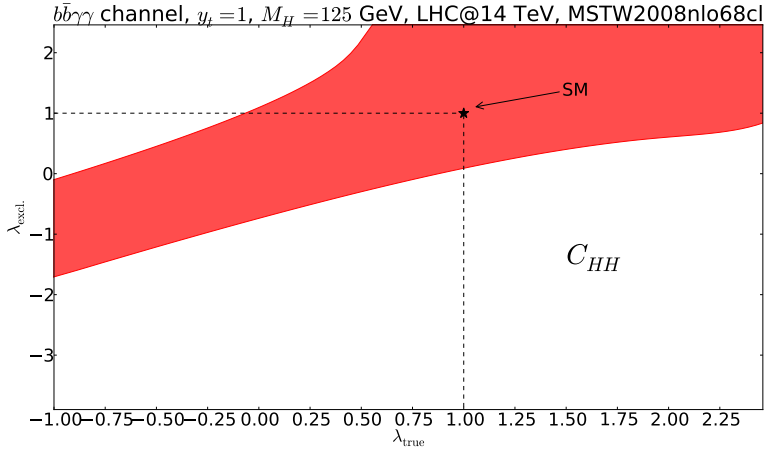


Figure 8: The expected exclusion in the simplified model we are considering, for λ at one standard deviations for a given value of λ_{true} at 600 fb^{-1} for the $b\bar{b}\gamma\gamma$ decay mode, constructed by using the ratio of cross sections C_{HH} . The two standard deviations exclusion is not shown since it is weak. We only show the region up to the symmetric minimum at $\lambda \simeq 2.46$.

1σ over the three channels indicates that a measurement of accuracy $\sim +30\%$ and $\sim -20\%$ is possible simply by using the ratio C_{HH} at 3000 fb^{-1} . The present work outlines the most precise method of determination of the Higgs triple self-coupling in the SM to date. We have also considered the uncertainty on the top-Higgs coupling and have constructed the possible exclusion region in the $y_t - \lambda$ plane. Thus, we concluded that an accurate determination of the $Ht\bar{t}$ coupling, y_t , is crucial to the

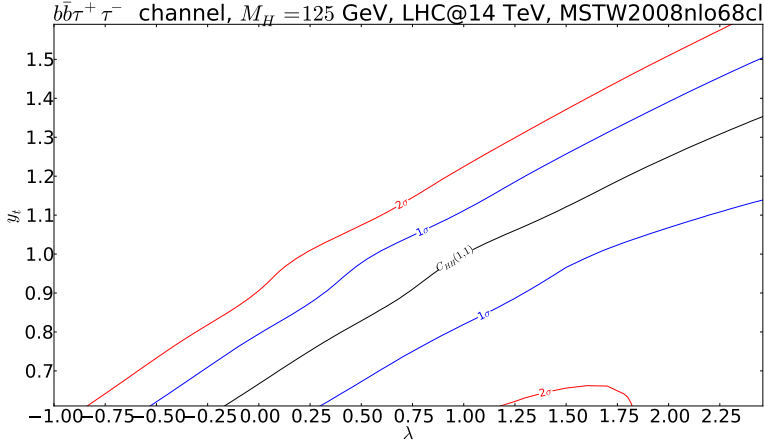


Figure 9: The 1σ and 2σ confidence regions in the $y_t - \lambda$ plane at 600 fb^{-1} for the $b\bar{b}\tau^+\tau^-$ decay mode, derived using C_{HH} , within the SM ($\lambda_{\text{true}} = 1$ and $y_{t,\text{true}} = 1$).

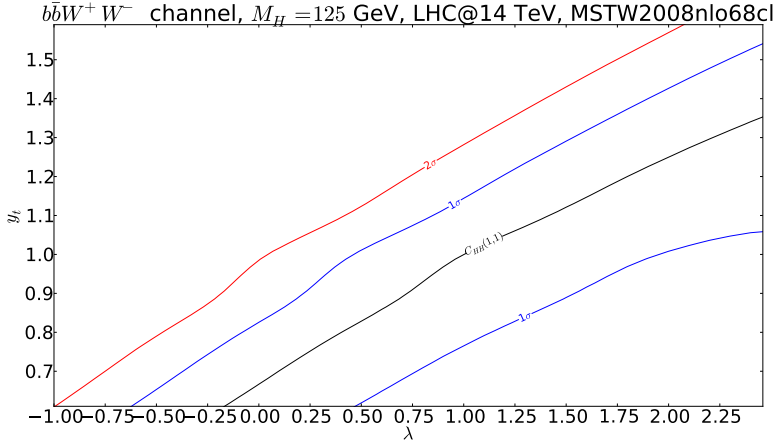


Figure 10: The 1σ and 2σ confidence regions in the $y_t - \lambda$ plane at 600 fb^{-1} for the $b\bar{b}W^+W^-$ decay mode, derived using C_{HH} , within the SM ($\lambda_{\text{true}} = 1$ and $y_{t,\text{true}} = 1$). In the lower-right corner the exclusion is weak and only the one standard deviation curve is shown.

determination of the Higgs boson triple self-coupling.

It is evident that deviations from expected exclusions within the SM would be an indication of some inconsistency in these assumptions that would require further assessment in the form of new physics models. Given the framework that we have outlined in the present paper, the parameter space relevant to Higgs pair production can be probed using the ratio C_{HH} in any BSM theory. Furthermore, it is obvious from the present study, as well as previous ones, that the measurement of the Higgs boson trilinear self-coupling is a challenging task, and further effort, both on behalf of theorists and experimentalists, should be made in order to obtain the best possible

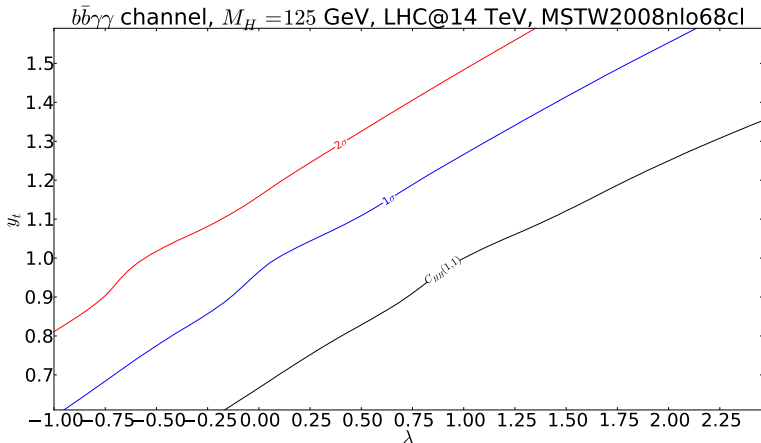


Figure 11: The 1σ and 2σ confidence regions in the $y_t - \lambda$ plane at 600 fb^{-1} for the $b\bar{b}\gamma\gamma$ decay mode, derived using C_{HH} , within the SM ($\lambda_{\text{true}} = 1$ and $y_{t,\text{true}} = 1$). In the lower-right corner the exclusion is very weak and hence the one and two standard deviation curves are off the scale of the figure.

measurement during the lifetime of the LHC.

6. Acknowledgements

We would like to thank Elisabetta Furlan, Thomas Gehrmann, Massimiliano Grazzini, Paolo Torrielli and Graeme Watt for interesting and useful discussions. We would also like to thank the Referee for his helpful comments and suggestions. This work was supported by the Swiss National Science Foundation under contracts 200020-138206 and 200020-141360/1 (AP) and 200020-126632 (FG) and by the Research Executive Agency of the European Union under the Grant Agreement number PITN-GA-2010-264564 (LHCPhenoNet). JZ is supported by the ERC Advanced Grant EFT4LHC of the European Research Council, the Cluster of Excellence Precision Physics, Fundamental Interactions and Structure of Matter (PRISMA-EXC 1098).

References

- [1] **ATLAS** Collaboration, G. Aad *et al.*, “Observation of a new particle in the search for the Standard Model Higgs boson with the ATLAS detector at the LHC,” *Phys.Lett.* **B716** (2012) 1–29, 1207.7214.
- [2] **CMS** Collaboration, S. Chatrchyan *et al.*, “Observation of a new boson at a mass of 125 GeV with the CMS experiment at the LHC,” *Phys.Lett.* **B716** (2012), no. CMS-HIG-12-028, CERN-PH-EP-2012-220, 30–61, 1207.7235.

- [3] **CMS** Collaboration, “Combination of standard model Higgs boson searches and measurements of the properties of the new boson with a mass near 125 GeV,” Tech. Rep. CMS-PAS-HIG-12-045, CERN, 2012.
- [4] **ATLAS** Collaboration, “Coupling properties of the new Higgs-like boson observed with the ATLAS detector at the LHC,” Tech. Rep. ATLAS-CONF-2012-127, ATLAS-COM-CONF-2012-161, CERN, 2012.
- [5] **ATLAS** Collaboration, “An update of combined measurements of the new higgs-like boson with high mass resolution channels,” Tech. Rep. ATLAS-CONF-2012-170, CERN, Geneva, Dec, 2012.
- [6] J. Ellis and T. You, “Global Analysis of the Higgs Candidate with Mass ~ 125 GeV,” *JHEP* **1209** (2012) 123, 1207.1693.
- [7] D. Carmi, A. Falkowski, E. Kuffik, and T. Volansky, “Interpreting LHC Higgs Results from Natural New Physics Perspective,” *JHEP* **1207** (2012) 136, 1202.3144.
- [8] A. Azatov, R. Contino, and J. Galloway, “Model-Independent Bounds on a Light Higgs,” *JHEP* **1204** (2012) 127, 1202.3415.
- [9] J. Espinosa, C. Grojean, M. Muhlleitner, and M. Trott, “Fingerprinting Higgs Suspects at the LHC,” *JHEP* **1205** (2012) 097, 1202.3697.
- [10] P. P. Giardino, K. Kannike, M. Raidal, and A. Strumia, “Reconstructing Higgs boson properties from the LHC and Tevatron data,” *JHEP* **1206** (2012) 117, 1203.4254.
- [11] A. Azatov, R. Contino, D. Del Re, J. Galloway, M. Grassi, *et al.*, “Determining Higgs couplings with a model-independent analysis of $h \rightarrow \gamma\gamma$,” *JHEP* **1206** (2012) 134, 1204.4817.
- [12] M. Klute, R. Lafaye, T. Plehn, M. Rauch, and D. Zerwas, “Measuring Higgs Couplings from LHC Data,” *Phys.Rev.Lett.* **109** (2012) 101801, 1205.2699.
- [13] J. R. Espinosa, M. Muhlleitner, C. Grojean, and M. Trott, “Probing for Invisible Higgs Decays with Global Fits,” *JHEP* **1209** (2012) 126, 1205.6790.
- [14] D. Carmi, A. Falkowski, E. Kuffik, and T. Volansky, “Interpreting the Higgs,” 1206.4201.
- [15] J. Chang, K. Cheung, P.-Y. Tseng, and T.-C. Yuan, “Distinguishing Various Models of the 125 GeV Boson in Vector Boson Fusion,” *JHEP* **1212** (2012) 058, 1206.5853.
- [16] S. Chang, C. A. Newby, N. Raj, and C. Wanotayaroj, “Revisiting Theories with Enhanced Higgs Couplings to Weak Gauge Bosons,” *Phys.Rev.* **D86** (2012) 095015, 1207.0493.
- [17] I. Low, J. Lykken, and G. Shaughnessy, “Have We Observed the Higgs (Imposter)?,” *Phys.Rev.* **D86** (2012) 093012, 1207.1093.

- [18] T. Corbett, O. Eboli, J. Gonzalez-Fraile, and M. Gonzalez-Garcia, “Constraining anomalous Higgs interactions,” *Phys.Rev.* **D86** (2012) 075013, 1207.1344.
- [19] P. P. Giardino, K. Kannike, M. Raidal, and A. Strumia, “Is the resonance at 125 GeV the Higgs boson?,” *Phys.Lett.* **B718** (2012) 469–474, 1207.1347.
- [20] M. Montull and F. Riva, “Higgs discovery: the beginning or the end of natural EWSB?,” *JHEP* **1211** (2012) 018, 1207.1716.
- [21] J. Espinosa, C. Grojean, M. Muhlleitner, and M. Trott, “First Glimpses at Higgs’ face,” *JHEP* **1212** (2012) 045, 1207.1717.
- [22] D. Carmi, A. Falkowski, E. Kuflik, T. Volansky, and J. Zupan, “Higgs After the Discovery: A Status Report,” *JHEP* **1210** (2012) 196, 1207.1718.
- [23] S. Banerjee, S. Mukhopadhyay, and B. Mukhopadhyaya, “New Higgs interactions and recent data from the LHC and the Tevatron,” *JHEP* **1210** (2012) 062, 1207.3588.
- [24] F. Bonnet, T. Ota, M. Rauch, and W. Winter, “Interpretation of precision tests in the Higgs sector in terms of physics beyond the Standard Model,” *Phys.Rev.* **D86** (2012) 093014, 1207.4599.
- [25] T. Plehn and M. Rauch, “Higgs Couplings after the Discovery,” *Europhys.Lett.* **100** (2012) 11002, 1207.6108.
- [26] A. Djouadi, “Precision Higgs coupling measurements at the LHC through ratios of production cross sections,” 1208.3436.
- [27] G. Cacciapaglia, A. Deandrea, G. D. La Rochelle, and J.-B. Flament, “Higgs couplings beyond the Standard Model,” 1210.8120.
- [28] E. Masso and V. Sanz, “Limits on Anomalous Couplings of the Higgs to Electroweak Gauge Bosons from LEP and LHC,” 1211.1320.
- [29] R. S. Gupta, M. Montull, and F. Riva, “SUSY Faces its Higgs Couplings,” 1212.5240.
- [30] G. Belanger, B. Dumont, U. Ellwanger, J. Gunion, and S. Kraml, “Higgs Couplings at the End of 2012,” 1212.5244.
- [31] U. Baur, T. Plehn, and D. L. Rainwater, “Measuring the Higgs boson self coupling at the LHC and finite top mass matrix elements,” *Phys.Rev.Lett.* **89** (2002) 151801, hep-ph/0206024.
- [32] U. Baur, T. Plehn, and D. L. Rainwater, “Determining the Higgs boson selfcoupling at hadron colliders,” *Phys.Rev.* **D67** (2003) 033003, hep-ph/0211224.
- [33] M. J. Dolan, C. Englert, and M. Spannowsky, “Higgs self-coupling measurements at the LHC,” *JHEP* **1210** (2012) 112, 1206.5001.

- [34] A. Papaefstathiou, L. L. Yang, and J. Zurita, “Higgs boson pair production at the LHC in the $b\bar{b}W^+W^-$ channel,” 1209.1489.
- [35] J. Baglio, A. Djouadi, R. Grober, M. Muhlleitner, J. Quevillon, *et al.*, “The measurement of the Higgs self-coupling at the LHC: theoretical status,” 1212.5581.
- [36] A. Djouadi, W. Kilian, M. Muhlleitner, and P. Zerwas, “Production of neutral Higgs boson pairs at LHC,” *Eur.Phys.J.* **C10** (1999) 45–49, hep-ph/9904287.
- [37] T. Plehn and M. Rauch, “The quartic higgs coupling at hadron colliders,” *Phys.Rev.* **D72** (2005) 053008, hep-ph/0507321.
- [38] U. Baur, T. Plehn, and D. L. Rainwater, “Probing the Higgs selfcoupling at hadron colliders using rare decays,” *Phys.Rev.* **D69** (2004) 053004, hep-ph/0310056.
- [39] J. M. Butterworth, A. R. Davison, M. Rubin, and G. P. Salam, “Jet substructure as a new Higgs search channel at the LHC,” *Phys.Rev.Lett.* **100** (2008) 242001, 0802.2470.
- [40] A. Abdesselam, E. B. Kuutmann, U. Bitenc, G. Brooijmans, J. Butterworth, *et al.*, “Boosted objects: A Probe of beyond the Standard Model physics,” *Eur.Phys.J.* **C71** (2011) 1661, 1012.5412.
- [41] T. Plehn, M. Spira, and P. Zerwas, “Pair production of neutral Higgs particles in gluon-gluon collisions,” *Nucl.Phys.* **B479** (1996) 46–64, hep-ph/9603205.
- [42] S. Dawson, S. Dittmaier, and M. Spira, “Neutral Higgs boson pair production at hadron colliders: QCD corrections,” *Phys.Rev.* **D58** (1998) 115012, hep-ph/9805244.
- [43] F. Gianotti, M. Mangano, T. Virdee, S. Abdullin, G. Azuelos, *et al.*, “Physics potential and experimental challenges of the LHC luminosity upgrade,” *Eur.Phys.J.* **C39** (2005) 293–333, hep-ph/0204087.
- [44] M. Moretti, S. Moretti, F. Piccinini, R. Pittau, and A. Polosa, “Higgs boson self-couplings at the LHC as a probe of extended Higgs sectors,” *JHEP* **0502** (2005) 024, hep-ph/0410334.
- [45] E. N. Glover and J. van der Bij, “Higgs boson pair production via gluon fusion,” *Nucl.Phys.* **B309** (1988) 282.
- [46] “hpair program.” <http://people.web.psi.ch/spira/hpair/>.
- [47] A. Martin, W. Stirling, R. Thorne, and G. Watt, “Parton distributions for the LHC,” *Eur.Phys.J.* **C63** (2009) 189–285, 0901.0002.
- [48] R. Grober and M. Muhlleitner, “Composite Higgs Boson Pair Production at the LHC,” *JHEP* **1106** (2011) 020, 1012.1562.
- [49] R. Contino, M. Ghezzi, M. Moretti, G. Panico, F. Piccinini, *et al.*, “Anomalous Couplings in Double Higgs Production,” *JHEP* **1208** (2012) 154, 1205.5444.

- [50] G. D. Kribs and A. Martin, “Enhanced di-Higgs Production through Light Colored Scalars,” *Phys.Rev.* **D86** (2012) 095023, 1207.4496.
- [51] M. Gillioz, R. Grober, C. Grojean, M. Muhlleitner, and E. Salvioni, “Higgs Low-Energy Theorem (and its corrections) in Composite Models,” *JHEP* **1210** (2012) 004, 1206.7120.
- [52] S. Dawson, E. Furlan, and I. Lewis, “Unravelling an extended quark sector through multiple Higgs production?,” 1210.6663.
- [53] M. J. Dolan, C. Englert, and M. Spannowsky, “New Physics in LHC Higgs boson pair production,” 1210.8166.
- [54] B. Patt and F. Wilczek, “Higgs-field portal into hidden sectors,” hep-ph/0605188.
- [55] R. Schabinger and J. D. Wells, “A Minimal spontaneously broken hidden sector and its impact on Higgs boson physics at the large hadron collider,” *Phys.Rev.* **D72** (2005) 093007, hep-ph/0509209.
- [56] G. Branco, P. Ferreira, L. Lavoura, M. Rebelo, M. Sher, *et al.*, “Theory and phenomenology of two-Higgs-doublet models,” *Phys.Rept.* **516** (2012) 1–102, 1106.0034.
- [57] R. S. Gupta, H. Rzehak, and J. D. Wells, “How well do we need to measure Higgs boson couplings?,” *Phys.Rev.* **D86** (2012) 095001, 1206.3560.
- [58] M. L. Mangano and J. Rojo, “Cross Section Ratios between different CM energies at the LHC: opportunities for precision measurements and BSM sensitivity,” *JHEP* **1208** (2012) 010, 1206.3557.
- [59] T. Binoth, S. Karg, N. Kauer, and R. Ruckl, “Multi-Higgs boson production in the Standard Model and beyond,” *Phys.Rev.* **D74** (2006) 113008, hep-ph/0608057.
- [60] M. Spira, “HIGLU: A program for the calculation of the total Higgs production cross-section at hadron colliders via gluon fusion including QCD corrections,” hep-ph/9510347.
- [61] G. Watt, “Parton distribution function dependence of benchmark Standard Model total cross sections at the 7 TeV LHC,” *JHEP* **1109** (2011) 069, 1106.5788.
- [62] D. Y. Shao, C. S. Li, H. T. Li, and J. Wang, “Threshold resummation effects in Higgs boson pair production at the LHC,” 1301.1245.
- [63] D. de Florian and M. Grazzini, “Higgs production through gluon fusion: Updated cross sections at the Tevatron and the LHC,” *Phys.Lett.* **B674** (2009) 291–294, 0901.2427.
- [64] V. Ahrens, T. Becher, M. Neubert, and L. L. Yang, “Renormalization-Group Improved Prediction for Higgs Production at Hadron Colliders,” *Eur.Phys.J.* **C62** (2009) 333–353, 0809.4283.

- [65] D. de Florian, G. Ferrera, M. Grazzini, and D. Tommasini, “Higgs boson production at the LHC: transverse momentum resummation effects in the $H \rightarrow \gamma\gamma$, $H \rightarrow WW \rightarrow \ell\nu\ell\nu$ and $H \rightarrow ZZ \rightarrow 4\ell$ decay modes,” *JHEP* **1206** (2012) 132, 1203.6321.
- [66] **LHC Higgs Cross Section Working Group** Collaboration, S. Dittmaier *et al.*, “Handbook of LHC Higgs Cross Sections: 1. Inclusive Observables,” 1101.0593.
- [67] R. D. Ball, S. Carrazza, L. Del Debbio, S. Forte, J. Gao, *et al.*, “Parton Distribution Benchmarking with LHC Data,” 1211.5142.
- [68] M. E. Peskin, “Comparison of LHC and ILC Capabilities for Higgs Boson Coupling Measurements,” 1207.2516.
- [69] M. Farina, C. Grojean, F. Maltoni, E. Salvioni, and A. Thamm, “Lifting degeneracies in Higgs couplings using single top production in association with a Higgs boson,” 1211.3736.
- [70] S. Biswas, E. Gabrielli, and B. Mele, “Single top and Higgs associated production as a probe of the $Ht\bar{t}$ coupling sign at the LHC,” 1211.0499.
- [71] “CMS at the High Energy Frontier. Contribution to the Update of the European Strategy for Particle Physics.”
<https://indico.cern.ch/contributionDisplay.py?contribId=144&confId=175067>, 2012.
- [72] K. Agashe, G. Perez, and A. Soni, “Collider Signals of Top Quark Flavor Violation from a Warped Extra Dimension,” *Phys.Rev.* **D75** (2007) 015002, hep-ph/0606293.
- [73] S. Casagrande, F. Goertz, U. Haisch, M. Neubert, and T. Pfoh, “Flavor Physics in the Randall-Sundrum Model: I. Theoretical Setup and Electroweak Precision Tests,” *JHEP* **0810** (2008) 094, 0807.4937.
- [74] K. Agashe and R. Contino, “Composite Higgs-Mediated FCNC,” *Phys.Rev.* **D80** (2009) 075016, 0906.1542.
- [75] A. Djouadi and G. Moreau, “Higgs production at the LHC in warped extra-dimensional models,” *Phys.Lett.* **B660** (2008) 67–71, 0707.3800.
- [76] A. Falkowski, “Pseudo-goldstone Higgs production via gluon fusion,” *Phys.Rev.* **D77** (2008) 055018, 0711.0828.
- [77] A. Azatov, M. Toharia, and L. Zhu, “Higgs Mediated FCNC’s in Warped Extra Dimensions,” *Phys.Rev.* **D80** (2009) 035016, 0906.1990.
- [78] S. Casagrande, F. Goertz, U. Haisch, M. Neubert, and T. Pfoh, “The Custodial Randall-Sundrum Model: From Precision Tests to Higgs Physics,” *JHEP* **1009** (2010) 014, 1005.4315.
- [79] T. Plehn, G. P. Salam, and M. Spannowsky, “Fat Jets for a Light Higgs,” *Phys.Rev.Lett.* **104** (2010) 111801, 0910.5472.