

B MESON DECAYS AND CP (AND T) VIOLATION

ROLAND WALDI

*Institut für Physik
Universität Rostock**August-Bebel-Str. 55, 18055 Rostock, Germany**E-mail: roland.waldi@uni-rostock.de*

The prolific field of B meson decays and CP violation is illustrated in a few examples of recent results: the measurement of the CKM unitarity angle $\beta = \phi_1$, the measurement of a significant violation of time reversal symmetry, an unexplained isospin asymmetry in penguin decays, a hint on scalar charged bosons from the semileptonic B decay to the heavy lepton τ , and B decays to baryons.

1 Introduction

The B Factories PEP II/BABAR and KEK-B/Belle have been constructed at the end of the last century to search for CP violation in the decays of B mesons. The discovery of CP asymmetries has confirmed the Standard Model picture and led to a Nobel prize for Kobayashi and Maskawa, the inventors of a 3-family quark mixing matrix [1]. Both collaborations are still producing new results on B meson CP asymmetries and many other features of B meson decays. While the B Factories produce B^+B^- and $B^0\bar{B}^0$ pairs exclusively from decays of the $\Upsilon(4S)$ formed in e^+e^- annihilation, the LHCb detector at the pp collider LHC has recently appeared on this stage, producing much higher numbers of B mesons and also b baryons buried in jets. They can be isolated by a highly performant vertex detector.

The explanation of CP violation in the Standard Model is a physical phase in the CKM (Cabibbo-Kobayashi-Maskawa) matrix, since all CP violating effects are interference phenomena. However, the CKM matrix has 5 more phases, that can be changed as arbitrary phases of quark fields. Hence, the physical CKM phase cannot be uniquely associated with specific matrix elements. Two of the infinite number of completely equivalent parametrisations of the CKM matrix are

$$V = \begin{pmatrix} |V_{ud}| & |V_{us}| & |V_{ub}|e^{-i\tilde{\gamma}} \\ -|V_{cd}|e^{i\tilde{\phi}_4} & |V_{cs}|e^{-i\tilde{\phi}_6} & |V_{cb}| \\ |V_{td}|e^{-i\tilde{\beta}} & -|V_{ts}|e^{i\tilde{\beta}_s} & |V_{tb}| \end{pmatrix} \quad (1)$$

adopted by the particle data group [2] where the large phases are attached to the smallest matrix elements, and

$$V = \begin{pmatrix} -|V_{ud}|e^{-i\alpha} & |V_{us}|e^{i\tilde{\gamma}} & |V_{ub}| \\ -|V_{cd}|e^{i(\tilde{\phi}_4+\tilde{\beta})} & |V_{cs}|e^{-i\tilde{\phi}_6} & |V_{cb}| \\ |V_{td}| & -|V_{ts}|e^{i\tilde{\beta}_s} & |V_{tb}| \end{pmatrix}$$

where these elements are real and large phases are attached to V_{ud} , V_{us} and V_{cd} . Due to this arbitrariness, CP violation is parametrised via the angles in the two non-flat unitarity triangles (Fig. 1) which describe the row-1-3 and column-1-3 unitarity

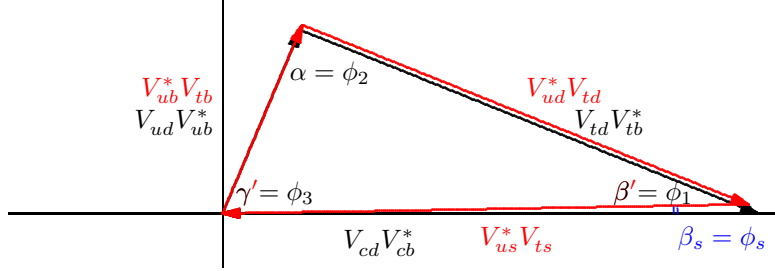


Figure 1. Two of the six unitarity triangles of the CKM matrix. CP violation in B decays is parameterised via the angles (phase differences) of these triangles.

conditions in the complex plane. The shapes of unitarity triangles are independent of the phase convention for the CKM matrix.

In the following sections, the lively and active field of B decays and CP violation will be illustrated in a few examples of recent experimental results. I will, however, not elaborate on details of published analyses that can be found in the original papers.

2 Measurement of $\beta = \phi_1$

The angle β or ϕ_1 is the angle measured via the first CP asymmetry observation in B meson decays. It is $\beta \approx \tilde{\beta}$ in Eq. 1, and has been measured [3] via the decay to $J/\psi K_s^0$ and related decay channels. The time-dependent CP asymmetry is

$$\left. \frac{\dot{N}(\bar{B} \rightarrow X) - \dot{N}(B \rightarrow X)}{\dot{N}(\bar{B} \rightarrow X) + \dot{N}(B \rightarrow X)} \right|_t = \sin 2\beta \sin \Delta m t$$

where t at the B Factories is the difference of the decay times of the two neutral B mesons from the $\Upsilon(4S)$ decay, and B and \bar{B} designate the flavour of the signal B meson at the time of decay of the other (tag) B meson.

The world average of β is still dominated by the B factories. The most precise single measurement has been recently published by Belle [4]. Details of the analysis can be found in this publication. The very clean decay rate and asymmetry plots are shown in Fig. 2.

The final states $D^{(*)+}D^{(*)-}$ show the same time behaviour in their CP asymmetry when they are produced from the $b \rightarrow c$ tree diagram. However, the small amplitude from a $b \rightarrow d$ penguin diagram can lead to direct CP violation and a modified asymmetry amplitude. The measurements by BABAR [5] and Belle [6], which marginally disagree, do not yet help to fix this contribution.

Decays proceeding via the $b \rightarrow s$ penguin diagram show a CP asymmetry

$$\left. \frac{\dot{N}(\bar{B} \rightarrow X) - \dot{N}(B \rightarrow X)}{\dot{N}(\bar{B} \rightarrow X) + \dot{N}(B \rightarrow X)} \right|_t = \sin 2\beta' \sin \Delta m t$$

where the value $\beta' - \beta \approx \beta_s$ is expected to be small and can be directly measured in CP asymmetries in B_s decays ($\beta_s \approx \tilde{\beta}_s$ in Eq. 1). In the past, a large discrepancy

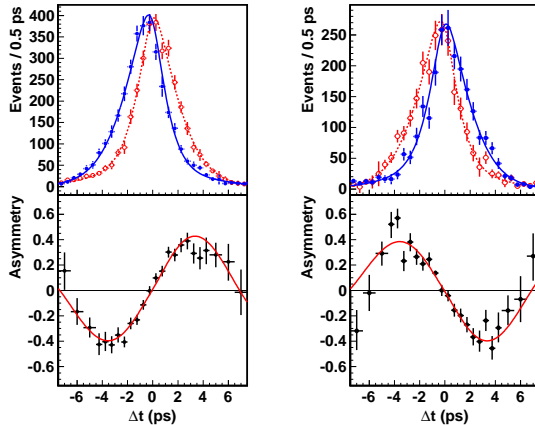


Figure 2. The time dependent decay rates and CP asymmetries from the measurement of $\phi_1 = \beta$ by Belle [4] for CP -1 and CP $+1$ eigenstates.

between $\sin 2\beta$ from $J/\psi K_s^0$ and $\sin 2\beta'$ from various penguin decays has caused some irritation. However, present values at improved precision have been compiled by the Heavy Flavour Averaging Group [7] and are shown in Fig. 3. They are statistically compatible with the expectation $\beta' \approx \beta$.

Deviations should be expected, however, from other decay diagrams contributing in addition to the leading penguin. These could also lead to direct CP violation. The measurement of a $\cos \Delta m t$ amplitude in neutral B meson CP asymmetries is by now not conclusive to confirm these contributions. But it is verified by a direct CP asymmetry recently seen by LHCb [8] in charged B meson decays into three charged hadrons. They find

$$A_{CP}(B^\pm \rightarrow K^\pm \pi^+ \pi^-) = +0.034 \pm 0.009 \pm 0.008$$

$$A_{CP}(B^\pm \rightarrow K^\pm K^+ K^-) = -0.046 \pm 0.009 \pm 0.009$$

at 2.8σ and 3.7σ significance.

3 T Violation

One of the recent highlights is the violation of time reversal symmetry T observed by BABAR [9]. This measurement is closely connected to time-dependent CP violation, both by the CPT theorem and by the measurement itself. It makes use of distributions like the ones shown in Fig. 2. It is based on the entanglement of the two neutral B mesons from $\Upsilon(4S) \rightarrow B^0 \bar{B}^0$ decay which allows to compare the transitions between flavour eigenstates and other superpositions of B^0 and \bar{B}^0 with their time-reversed counterpart.

When the oscillation $B^0 \rightarrow \bar{B}^0$ is time reversed to $\bar{B}^0 \rightarrow B^0$, this transformation is also a CP transformation. This is not the case for the time reversal of $B^0 \rightarrow B_+$ into $B_+ \rightarrow B^0$, and likewise $B^0 \rightarrow B_-$, $\bar{B}^0 \rightarrow B_+$, and $\bar{B}^0 \rightarrow B_-$. Here, B_+ and B_- are orthogonal states defined via their decay products. The B_+ state decays to

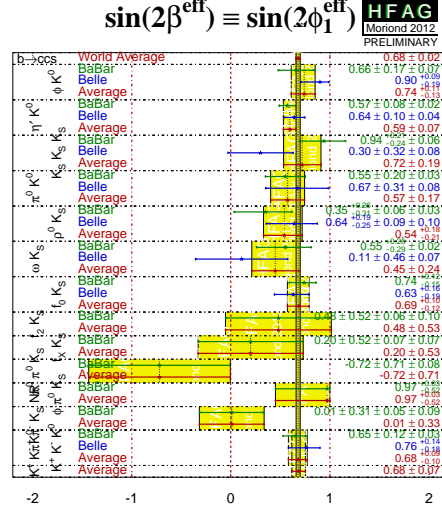


Figure 3. The coefficients of the $\sin \Delta m t$ CP asymmetry for various penguin decays of the neutral B meson, compared to $\sin 2\beta$ from the $J/\psi K_S^0$ final state.

the CP $+1$ final state $J/\psi K_L^0$, and the B_- to a CP -1 final state $J/\psi K_S^0$ plus some other channels with the same quark content and CP eigenvalue.

CP eigenstates from B^0 and \bar{B}^0 wave functions cannot be constructed unambiguously due to the arbitrary quark phases, but the CP eigenvalue of the final state $J/\psi(\pi^+\pi^-)_{K_S^0}$ where K_S^0 decays to the $\pi^+\pi^-$ CP $+1$ eigenstate (this state is denoted $J/\psi K_{S\text{CP}+}^0$ below) is uniquely defined to be -1 . Defining the decay amplitudes

$$A_- = \langle J/\psi K_{S\text{CP}+}^0 | \mathcal{H} | B^0 \rangle$$

$$\bar{A}_- = \langle J/\psi K_{S\text{CP}+}^0 | \mathcal{H} | \bar{B}^0 \rangle$$

it can be shown [10] that the choice

$$|B_+\rangle = \frac{\bar{A}_- |B^0\rangle - A_- |\bar{B}^0\rangle}{\sqrt{|\bar{A}_-|^2 + |A_-|^2}}$$

and

$$|B_-\rangle = \frac{\bar{A}_-^* |\bar{B}^0\rangle + A_-^* |B^0\rangle}{\sqrt{|\bar{A}_-|^2 + |A_-|^2}}$$

defines two orthogonal states B_\pm . It is obvious that

$$\langle J/\psi K_{S\text{CP}+}^0 | \mathcal{H} | B_+\rangle \propto \bar{A}_- A_- - A_- \bar{A}_- = 0,$$

i.e., the state B_+ cannot decay into the CP -1 final state $J/\psi K_{S\text{CP}+}^0$. Taking the approximation that $K_L^0 \approx K_{L\text{CP}-}^0$ is a CP eigenstate, which is violated by only a few per mille, it can also be argued that $J/\psi K_L^0$ cannot be reached from B_- but

from the orthogonal state B_+ . For this to hold, we have to assume (and verify) that the decays to $J/\psi K_s^0$ and $J/\psi K_L^0$ proceed through the same diagrams. These final states are then tagging the states B_+ and B_- at the time of their decay.

On the other hand, flavour tagging final states like $D^{*+}l^-\bar{\nu}$ determine the state \bar{B}^0 at decay time, while $D^{*-}l^+\nu$ determines a B^0 .

The entanglement of the two B mesons from $\Upsilon(4S)$ decay guarantees that at the time a B_+ or B^0 is detected on one side, the other must be a B_- or \bar{B}^0 , respectively. When this latter meson decays, it can—depending on the decay channel—sometimes be identified as one of the states mentioned. Then a transition in time for this meson can be observed.

These transitions are related by discrete symmetries, for example

$$\begin{aligned} B^0 \rightarrow B_+ (\bar{B}^0 \text{ before } B_+) &\xrightarrow{\text{CP}} \bar{B}^0 \rightarrow B_+ (B^0 \text{ before } B_+) \\ B^0 \rightarrow B_+ (\bar{B}^0 \text{ before } B_+) &\xrightarrow{\text{T}} B_+ \rightarrow B^0 (B_- \text{ before } B^0) \\ B^0 \rightarrow B_+ (\bar{B}^0 \text{ before } B_+) &\xrightarrow{\text{CPT}} B_+ \rightarrow \bar{B}^0 (B_- \text{ before } \bar{B}^0) \end{aligned} \quad (2)$$

Here (X before Y) means that the B meson that decays first is tagged as X and the B meson that decays second is tagged as Y and is the one whose state transition with time is observed.

The details of the analysis and a table with all T, CP and CPT asymmetries are found in [9]. The results are a significant CP and T violation, and no CPT asymmetry within errors, in agreement with the Standard Model.

4 B Decays: a Penguin and New Physics

Many searches for new physics have been conducted through B meson decays. One example with a still unexplained asymmetry is the penguin decay $B \rightarrow K^{(*)}l^+l^-$. These decays have been observed by BABAR [11], Belle [12], CDF [13], and recently LHCb [14]. The LHCb result is the first to establish an isospin asymmetry between $B^0 \rightarrow K^0\mu^+\mu^-$ and $B^+ \rightarrow K^+\mu^+\mu^-$. The isospin asymmetry is defined as

$$A_I(q^2) = \frac{d\Gamma(B^0 \rightarrow K^0ll)/dq^2 - d\Gamma(B^+ \rightarrow K^+ll)/dq^2}{d\Gamma(B^0 \rightarrow K^0ll)/dq^2 + d\Gamma(B^+ \rightarrow K^+ll)/dq^2}$$

and is calculated in bins of the $\mu^+\mu^-$ invariant mass squared q^2 . Details of the analysis can be found in [14].

Although the Standard Model has isospin violating amplitudes like virtual photon emission by the light quark of the B meson or $b\bar{u}$ annihilation with triple boson couplings, these amplitudes provide only very small differences in the two decay rates. The 4.4σ asymmetry shown in Fig. 4 cannot be described in the Standard Model and may be a first hint on New Physics, although no explanation has been put forward by now.

The data seem to prefer charged B meson decays over neutral B mesons. There is a similar unexplained isospin asymmetry in baryonic penguin decays, evaluated from present world averages [2]:

$$\frac{\Gamma(B^+ \rightarrow p\bar{p}K^+)}{\Gamma(B^0 \rightarrow p\bar{p}K^0)} = 1.91 \pm 0.27, \quad \frac{\Gamma(B^+ \rightarrow p\bar{p}K^{*+})}{\Gamma(B^0 \rightarrow p\bar{p}K^{*0})} = 2.7 \pm 0.3$$

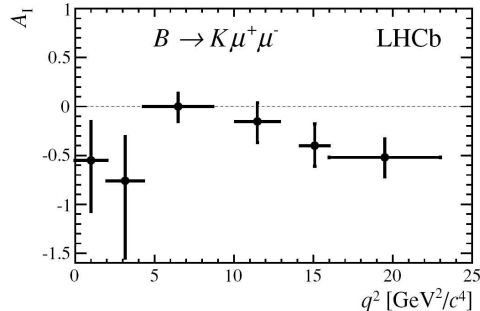


Figure 4. Isospin asymmetry in $B \rightarrow K\mu^+\mu^-$ at LHCb as function of q^2 , the $\mu^+\mu^-$ invariant mass squared.

which also favours charged B meson decays.

5 B Decays: a Tree and New Physics

While loop diagrams are generally notorious for possible New Physics contributions, the semileptonic decays to the heavy τ lepton is a tree diagram that may show physics beyond the Standard Model. In particular, a charged Higgs boson may become visible at the high-mass τ lepton while its contribution is negligible in the production of low-mass leptons.

The exclusive decays $B \rightarrow D^{(*)}\tau\nu$ have been investigated in the past by BABAR and Belle, but the results were compatible with the Standard Model within precision.

The $B \rightarrow D^{(*)}\tau\nu$ decay has more than two neutrinos in the final state and so cannot be fully reconstructed using only the observable particles. It therefore relies on exclusive reconstruction of the accompanying B meson to provide the necessary level of background suppression. A recent study by BABAR [15] has not only improved the statistical precision, but has also reduced systematic uncertainties using only leptonic τ decays, i.e., using the same detected states $D^{(*)}\mu$ and $D^{(*)}e$ to reconstruct semileptonic decays to low-mass leptons and to τ .

The results show a marked discrepancy to the Standard Model expectation at 3.4σ . This may be interpreted as evidence for a charged Higgs boson, but predictions for a type II two Higgs doublet model simulated by the experimentalists cannot explain the results for D and D^* mesons simultaneously. In a recent paper [16], however, a possible explanation in a type III two Higgs doublet model has been presented.

6 B Decays to Baryons

Baryons in the final state occur in pairs due to baryon number conservation, hence the minimum mass of a meson that can decay into baryons is above 1.9 GeV. There are only very few examples at masses below the B meson: $D_s^+ \rightarrow p\bar{n}$ and $J/\psi \rightarrow$

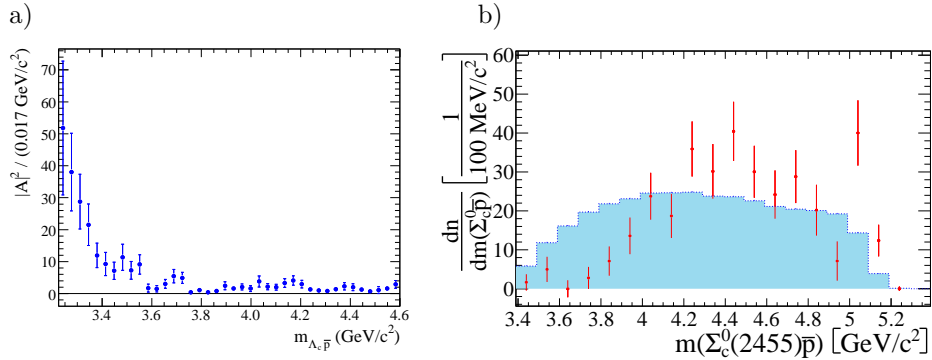


Figure 5. Invariant baryon antibaryon mass distribution in the decay (a) $B^- \rightarrow \Lambda_c^+ \bar{p} \pi^-$ divided by phase space [19], and (b) $\bar{B}^0 \rightarrow \Sigma_c^0 \bar{p} \pi^+$ (red points) compared with a three-body phase space distribution (blue histogram).

baryons. But the weakly decaying B mesons with a mass of 5.28 GeV are far above the threshold and allow a multitude of different channels, including, in principle, even final states with four baryons.

Inclusive studies at ARGUS [17] have shown that $(6.8 \pm 0.6)\%$ of all B decays have baryons in their final state. Exclusive channels have been investigated by CLEO and the B Factories BABAR and Belle, adding up to $(0.53 \pm 0.06)\%$ (B^0) and $(0.85 \pm 0.15)\%$ (B^+), respectively [2]. This is still a small fraction of the total, but enough to show some salient features: two-body branching fractions are much smaller than similar three-body rates, and there is still a moderate increase in branching fraction to higher multiplicities. Also, most multibody channels show a more or less pronounced enhancement at the threshold of the baryon anti-baryon invariant mass.

I want to elaborate a little bit on the latter feature, illustrated in Fig. 5a. Examples of Feynman diagrams (where gluons are omitted) are shown in Fig. 6. The colour suppressed diagram in Fig. 6b as well as other tree and penguin diagrams have one feature in common: if we omit the quarks created from the vacuum, they represent decays to meson pairs, and the extra $q\bar{q}$ pairs from the vacuum form the baryon anti-baryon pair from one of these mesons. In a phenomenological pole model, they emerge through a meson pole with a pole mass below threshold, and therefore lead to a falling matrix element at the threshold. In a more QCD-motivated picture, the gluons needed to produce these extra pairs tend to have low q^2 due to the running of α_S and the propagator $\propto 1/q^2$. A typical example is the decay $B^- \rightarrow \Lambda_c^+ \bar{p} \pi^-$ [18,19] shown in Fig. 5a.

A counterexample is the decay $\bar{B}^0 \rightarrow \Sigma_c^0 \bar{p} \pi^+$ shown in Fig. 5b where the threshold region is hardly populated. Indeed, all diagrams like the example in Fig. 6d would not lead to meson pairs, but rather to a diquark anti-diquark state. In a pole model, only a baryon pole could be assumed to create a baryon meson pair, and the $q\bar{q}$ pairs must be created by hard gluons.

While theorists have suggested explanations along these lines [20], a rigorous

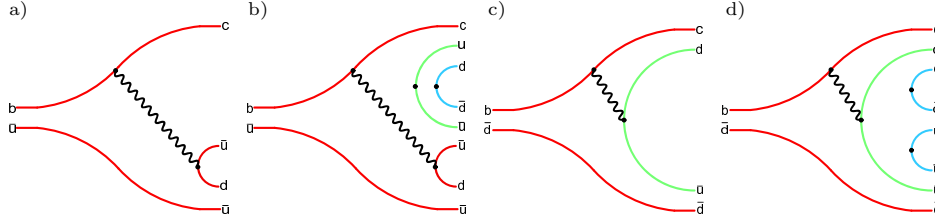


Figure 6. Spectator diagrams (corresponding to operator O_2) illustrating the basic picture for a baryon antibaryon threshold enhancement: (b) shows one diagram for $B^- \rightarrow \Lambda_c^+ \bar{p} \pi^-$ with preferentially low baryon antibaryon mass related to meson pair diagram (a), and (d) for $\bar{B}^0 \rightarrow \Sigma_c^0 \bar{p} \pi^+$ with preferentially high baryon antibaryon mass related to diquark pair diagram (c).

calculation is still missing.

Acknowledgements

I wish to thank many colleagues from the BABAR and LHCb collaborations for helpful discussions on the topics presented here. I also want to acknowledge this perfectly organized meeting at Štrbské Pleso.

References

1. M. Kobayashi, T. Maskawa, *Progr. Theor. Phys.* **49** (1973) 652.
2. The Particle Data Group, J. Beringer et al., *Phys. Rev.* **D86** (2012) 010001.
3. BABAR Collab., *Phys. Rev. Lett.* **87** (2001) 091801; BELLE Collab., *Phys. Rev. Lett.* **87** (2001) 091802.
4. Belle Collab., *Phys. Rev. Lett.* **108** (2012) 171802.
5. BABAR Collab., *Phys. Rev.* **D79** (2009) 032002; BABAR Collab., *Phys. Rev.* **D86** (2012) 112006.
6. Belle Collab., *Phys. Rev.* **D85** (2012) 091106.
7. Heavy Flavor Averaging Group, arXiv:1207.1158 (2012) and online updates at <http://www.slac.stanford.edu/xorg/hfag/>.
8. LHCb Collab., LHCb-CONF-2012-018.
9. BABAR Collab., *Phys. Rev. Lett.* **109** (2012) 211801.
10. E. Álvarez, A. Szykman, *Mod. Phys. Lett* **A23** (2008) 2085.
11. BABAR Collab., *Phys. Rev. Lett.* **102** (2009) 091803.
12. Belle Collab., *Phys. Rev. Lett.* **103** (2009) 171801.
13. CDF Collab., *Phys. Rev. Lett.* **108** (2012) 081807.
14. LHCb Collab., *JHEP* **1207** (2012) 133.
15. BABAR Collab., *Phys. Rev. Lett.* **109** (2012) 101802.
16. A. Crivellin, C. Greub, A. Kokulu, *Phys. Rev.* **D86** (2012) 054014.
17. ARGUS Collab., *Z. Phys.* **C56** (1992) 1–6.
18. Belle Collab., *Phys. Rev. Lett.* **97** (2006) 242001.
19. BABAR Collab., *Phys. Rev.* **D78** (2008) 112003.
20. C.-K. Chua, W.-S. Hou, S.-Y. Tsai, *Phys. Rev.* **D65** (2002) 034003; M.

