

Cliques in complex networks reveal link formation and community evolution

Zhen Liu^{1,2,*}, Jia-Lin He¹, Jaideep Srivastava²

1 Web Sciences Center, School of computer science and engineering, University of Electronic Science and technology of China, ChengDu, SiChuan, China

2 Department of computer science and engineering, University of Minnesota, Minneapolis, Minnesota, USA

*** E-mail: quake@uestc.edu.cn**

Abstract

Missing link prediction in undirected and un-weighted network is an open and challenge problem which has been studied intensively in recent years. In this paper, we studied the relationships between community structure and link formation and proposed a Fast Block probabilistic Model(FBM). Base on this model, we have yielded very good accuracy for missing link prediction in four real world networks with relatively low cost of computing duration compared to conventional methods. By applying this model, we also found that the clique structure in the network plays a significant role to drive link formation, hence we summarized three fundamental principles which can explain how clique structure can promote community and network evolution. The empirical results proved that the principles we summarized from the FBM algorithm has shed light on the mechanism of link formation and network evolution from the theory of graph topology.

Author Summary

Introduction

Recently, the study of link prediction has attracted much attention from disparate scientific communities. In the theoretical aspect, accurate prediction indeed gives evidence to some underlying mechanisms that drive the network evolution [1]. Moreover, it is very possible to build a fair evaluation platform for network modeling under the framework of link prediction, which might be interested by network scientists [2, 3]. In the practical aspect, for biological networks such as protein-protein interaction networks and metabolic networks [4–6], the experiments of uncovering new links or interactions are costly, and thus to predict in advance and focus on the links most likely to exist can sharply reduce experimental costs [7]. In the Facebook social network, the link prediction based on supervised random walks has been applied to predict and recommend possible future friends to the current user [8]. In Massively Multiplayer Online Role Playing Game(MMORPG) networks, the study of link prediction can also given an insight to uncover underlying relationships between game players [9].

The Studies of Link prediction in complex networks have developed some disparate fields in recent years. Missing link prediction is a fundamental issue which aims at estimating the likelihood of the existence of a link between two nodes in a given network, based on the observed links [2]. Similar to the missing link prediction, spurious link prediction is also carefully studied by some researchers [10]. In online social networks, determining of positive and negative links is another interesting problem of link prediction which has aroused people’s attention recently [11] because researchers believe that relations such as friendship should be opposite to other relations such as antagonism. On the other hand, since network is very dynamic, given link data for times 1 through T, can we predict the links at time T+1? Therefore, people also tries to investigate the issue of temporal link prediction [12]. Likewise, the link prediction in multiple networks become possible as well, which means the task to predict links in a network by only using features from other networks [9].

As for the studying fields mentioned above, various models and methods have been proposed. Some conventional algorithms mainly take the link prediction as a classification issue and therefore apply classical machine learning methods based on nodes attributes [13]. However, people has found that network's structure information is more powerful than nodes attributes in most contexts and proposed many simple but effective methods merely utilizing local or global structure information of the network, such as the methods of common neighbor, Jaccard, Katz [14], Adamic Adar [15], and Resource allocation [16], etc. Recently, hybrid methods combined with node attributes and structure information are appeared in some literatures as well [8, 9], but most of them are applied in some specified domains which mean that domain knowledge must be required.

Since link prediction based on structure features of the network is more general, in this paper, we focus on the issue of missing link prediction in undirected and unweighted networks by merely using network's topology information.

Community model of the network

Communities, which are also called modules or clusters, exist widely in real world networks. Intuitively, a community could be a group of nodes with dense connections within a network. Since links tend to crowd in the community, this enlightens us to explore if there exists any underlying correlations between community evolution and link formation and this is also the motivation for us to pursue a new links prediction method based on the distribution of the community structure in a given network. Therefore, We need to study the community structure of the network and the approach to find out the communities. Community detection is a fundamental task to exploit the blocks or subgraphs with different properties and functions nested in a network. For social networks, a community could be a group of people with common interest or location. For biology networks, a community could be a group of cells or proteins with common function. Current community detection approaches are "biased" for they are often related to some complex structural features such as sparsity, heavy-tailed degree distribution, and short diameter, etc and also strongly depend on the specific application. As a result, so far, there is no such a universal measure which is able to determine whether a community obtained by any of these approaches in a given network is true or not fairly. In this paper, we use the measure of link density to quantitatively ascertain whether a block is a community or not. If a block i has nodes with number $|V_i|$ and edges with number $|E_i|$, the link density of the block is defined as follows,

$$D_i = \frac{2|E_i|}{|V_i|(|V_i| - 1)} \quad (1)$$

According to Eq. (1), The link density D_i denotes the ratio of actual number of inner links to maximal possible number of links in the block i . Notice that, when the D_i equals 1, the block will reach the highest density and form a complete subgraph which is also called a clique. To quantitatively describe the link density between two blocks, we further define the connecting density between every two blocks i and j in a given network as follows.

$$D_{ij} = \frac{|E_{ij}|}{|V_i||V_j|} \quad (2)$$

Where $|E_{ij}|$ is the number of edges between two blocks while $|V_i|$ and $|V_j|$ are the number of nodes in the block i and block j respectively. $|V_i|$ multiplying $|V_j|$ denotes the maximal number of links possibly existed between the two blocks.

Here, we define a community as such a block in a given network which has relatively high inner link density and relatively low connecting density with other blocks. We notice that the structure and characteristic of the communities have naturally exhibited a statistic mechanism of which links are more likely to emerge

in the community whereas are less likely to be established between communities. If a network could be partitioned into communities properly, we will be likely to estimate the probability of any node pairs in terms of the distribution of communities.

In Fig. 1(a), we give an example of network which has been partitioned into three possible communities based on our community definition which are marked with different colors. The conventional community detection methods tend to bind every node in the network to some particular communities enforcedly. But, by doing so, some leaf nodes will be introduced into the community as noise to decreases the inner link density of the community, and this is so-called issue of resolution limit of community detection [17]. And we think this is especially true in scale-free networks since there are enormous leaf nodes in such kind of network. Unlike the conventional point of view for community detection, we consider that these nodes may not belong to any communities and should be categorized as a group of isolated nodes. Therefore, those leaf nodes which are marked with brown color in Fig. 1(a) are grouped together as a special "community" which has no inner links. Of course, in this "community", links are very little likely to be established among node pairs. If we partition a network into communities in this manner, we can obtain a link density distribution matrix by using Eq. (1) and Eq. (2) to calculate the density within and between the communities. As for Fig. 1(a), we have partitioned the network into four communities including a special "community" without inner links, thereafter we yield a link density matrix shown in Fig. 1(b).

One network partition can only provide one link density distribution while there usually exist various possible network partitions. If we want to estimate the connecting probabilities for all node pairs in a given network, based on the theory of statistics, we need to obtain independent network partitions as many as possible by doing multiple rounds of network partition. Such procedure is also known as sampling. The estimated network connecting probability distribution could ensemble averages over link density matrices based on all independent network partitions obtained by sampling.

Fast block probabilistic model

According to the network community model in the previous section, our goal is to partition the network into a set of blocks and ensure each block either is a community or a special community, namely a group of isolated nodes having no inner links. Supposing a given network partitioned into k blocks, we define the objective likelihood function as follows.

$$L = \prod_i^k D_i^{s_i} (1 - D_i)^{s_i} \quad (3)$$

Where $s_i = D_i / \sum_{j, i \neq j}^{k-1} D_{ij}$. Here, s_i denotes the ratio of the link density of the block i to the sum of connecting densities between block i and other $k - 1$ blocks. We need to maximize the likelihood function by partitioning the network into blocks with either high link density, i.e., the normal communities or low link density, i.e., the special communities grouped by leaf nodes. It's not trivial to find out all communities in a given network by exhaustive searching because the searching space is usually over large. To fulfill the above task, we proposed a Fast Block probabilistic Model(FBM) by using greedy strategy. Comparing to conventional methods using the rule of Metropolis-Hasting, our algorithm has obtained huge improvement in duration of runtime according to the performance evaluation results shown in the next section. The FBM Alogorithm is formulated in Table 1 and Table 2.

We don't need to provide a mechanism in our algorithm to keep the relatively low connecting density between blocks because of the fact that almost all real-world networks are sparse network. By implementing our algorithm, we find that it can ensure the rare links existed between obtained every two blocks automatically, i.e., every two blocks has relatively low connecting density. Actually, We have also found that our algorithm can still work well even through the network is dense. Based on the algorithm, we can

easily partition a given network into some communities with high link density and two blocks which are merely grouped by isolated nodes. Please note the step in our algorithm of which we initially partition the network into two blocks randomly is necessary. Without this step, the network partitions obtained will be strongly correlated. To ensure all network partitions are independent to each other, randomly partition the network into two blocks before implimenting the greedy search of communities is a simple but effective trick in our algorithm which can trigger the procedure of sampling(the independent relationship can be validated by mutual information between partitions). On the other hand, if we remove this step, our algorithm will become a pure community detection algorithm as well. Despite the theoretical and practical interests of community detection, we will not give further investigations on this issue but keep focus on the study of miss link prediction.

Experiments and evaluations

In this paper, we consider four real-world networks to implement the tests and evaluations. (1) Social network of friendships between 34 members of a karate club at a US university in the 1970s. (2) Food web of a grassland ecosystem, i.e., a network of predator-prey interactions between species(3) A network of associations between terrorists (4)C. elegans (CE): The neural network of the nematode worm C. elegans, in which an edge joins two neurons if they are connected by either a synapse or a gap junction. Here, we only consider the giant component and every network is treated as undirected network. The topological features statistics of the four networks are summarized in Table 3.

Before implementing comparisons with other link prediction methods, we still need to determine an uncertain parameter in our alogrithm. As stated in the algorithm, the threshold of the link density must be chosen carefully. We pick out the optimized value of the threshold of link density by observing the accuracy variation of prediction alone with different values of link density. The measure for prediction accuracy we used here is AUC(area under the receiver operating characteristic curve). AUC can be interpreted as the probability that a randomly chosen missing link is given a higher score than a randomly chosen non-existent link. We found the accuracy of link prediction tends to coverage after the link density is larger than 0.5 and reaches the best when the threshold of link density is set as 1 while the block corresponds to a clique. Fig. 2 is the accuracy vary plot along with the increase of link density thresholds for the four networks when the fraction of missing links is set as 10

To estimate the likelihood of missing links, researchers have developed various probabilistic prediction models in recent years. A typical model, Hierarchical Random Graph(HRG), proposed by Aaron Clauset et al, was applied to predict miss links in some networks with obvious hierarchical structure [7]. Based on the theory of statistics using by HRG model, Roger Guimera et al proposed a Stochastic Block Model(SBM) which can predict both missing links and spurious links and is able to give a much better accuracy of prediction in various kind of networks compared to some other popular methods including the HRG [10] approach. To our best knowledge,the SBM algorithm is the state-of-the-art approach with the best accuracy of prediction in undirected network without weight information.

We mainly made performance comparison both on missing link prediction accuracy and duration of runtime between our algorithm and the SBM approach. And the accuracies of the common neighbor method are presented here as a baseline. Our algorithm and the SBM approach have a common characteristic which needs to sample network partitions. To ensure the comparison is fair to the both approaches, we apply the same sampling standard to them which is set as 50 times. The hardware we use to test is a desktop with processor of Intel(R) Core(TM) i7 CPU 930 @ 2.8Ghz(eight cores) and 8 GigaBytes memory.

The prediction accuracies, measured by AUC for the four networks are plotted in Fig. 3 and the corresponding durations of runtime(the unit is second) implimented in the four networks are shown in fig.3. To ensure the result is trusted, each value of accuracy is obtained by averaging over 100 implementations with independently random network divisions of training set and probe set while the error bars are the

standard deviation. Likewise, each value of the duration of runtime is the lasting period over 100 implementations.

According to the Fig. 3, the FBM approach performs better than the SBM approach in the networks of Grassweb and Terrorist, and has very close accuracy result to that of the SBM approach in the other two networks. Meanwhile, According to Fig. 4, the durations of runtime taken by the FBM approach are far less than that taken by the SBM approach. During the experiments, we found that the duration of runtime of the SBM approach increases rapidly along with the size of the network while that of the FBM approach increases mildly, which has proved that the FBM approach is able to ensure very good accuracy for missing link prediction in various networks by using much less time.

Mechanism analysis of the link formation

To find out the reason that why the FBM approach is of the capacity to give very good accuracy for missing link prediction in real world networks, we try to investigate the probabilistic distributions for node pairs in the four networks we have tested. We observed there are mainly three important principles which may build the basis to predict missing links in the networks. To demonstrate the three principles easily, we give three example networks shown in Fig. 5, each of which is likely to uncover that what kind of link is more favored by the FBM model.

Fig. 5(a) shows a ring structure with six nodes labeled by numbers and two possible links between node pair (1,3) and node pair (3,6) which are denoted by red dash line and blue dash line. We try to evaluate the likelihoods of the two possible connections. By applying the FBM approach to the network, we found the connection probability of node pair (3,6) is only 50 percent of that of node pair (1,3) which means that the node pair (1,3) is more likely to connect together compared to node pair (3,6). We notice that, after a link connected between node pair (1,3), a clique (1,2,3) will be established. This indicates that link tends to in priority establish a clique in a network. Fig. 5(b) shows a five-node network and two possible links between node pair (1,3) and node pair (3,5) which are also denoted by blue dash line and red dash line respectively. After calculating the link probabilities of the two node pairs, we found that the connection probability of node pair (1,3) is 75 percent of that of node pair (3,5). The difference of the two connection probabilities reminds us that an addition of link (3,5) will form a larger clique (2,3,4,5) than the clique (1,2,3) if link (1,3) added. This case demonstrates that link tends to create larger clique first in a network when there are many options available to choose. Fig. 5(c) shows another interesting phenomenon of link formation. After calculation, the link probabilities of node pair (3,5) is 1.5 times higher than that of node pair (1,3). We found that link (3,5) could create three cliques including (1,2,5), (2,3,5) and (2,4,5) while link (1,3) would only be able to create two cliques, i.e., (1,2,3) and (1,3,5). This result implies that if adding a link is able to create more cliques, the link will have higher likelihood to be established. In terms of the three typical cases, we summarized three principles to explain the link formation mechanism.

- (1) Link is very likely to be established to form a clique in a given network.
- (2) Link prefers to create larger clique to smaller clique in a given network.
- (3) Link tends to form cliques as many as possible in a given network.

The three principles are all able to provide direct evidence to prove that the clique formation and growing has dense connection to the link formation. Based on the link probabilistic distribution of the four real world networks, we also validate that the three principles exist universally and strongly drive the link formation and promote the community evolution. Here, we must point out that the three principles mainly reveal how the link emerges within the community. As the FBM approach can well capture the features of link formation uncovered by the three principles and therefore possess the capacity to give outstanding prediction performance.

The mechanism of common neighbor is usually explained by the social balance theory, but it is actually a special case which has applied the principal(3), since if a given node pair has many common neighbors,

it also means that if a link added to the node pair, it would form many triangle cliques. But due to only partial essence of link formation captured by this method, it could not give good accuracy results in our experiments.

Discussion

The three principles have also suggested that the clique structure plays a significant role to drive link formation in the communities. In this section, we want to give more empirical evidences to explain why clique can fulfil this task. Compared to other structures, such as asterial structure and ring structure, the clique has some unique features. Firstly, the clique is the most complete structure which has the most dense links and hence ensures it is the most stable and robust component of the network. Secondly, the clique has shortest distance between every two nodes which ensure it has very high efficiency for communicating. It has been revealed that, in Internet network, some hub nodes like backbone routers tend to connect together which is so-called rich-club phenomenon [15]. The rich-club will improve the efficiency of traffic routing and provide the capacity to resist some node attacks and prevent the network from breaking down easily. As rich-club is a typical community in terms of our definition, the clique might have the underlying impact to promote the rich-club's formation and growth in the network. Its also found in biology network that motifs often have the structure of the clique, such as the feed-forward loop, which is known as directed triangle motif, emerges in both transcription-regulatory and neural networks [17]. Meanwhile, the research finding has revealed that these motifs tend to cluster together which exhibit as a general property in all real networks, so, new links tend to emerge during this clustering procedure. The above known research achievements in different domains have provided more solid empirical evidences to support our theory.

Previous studies have also verified that the local clustering property such as nodes clustering coefficient can be utilized to improve the accuracy of link prediction, yet they did not give any solid reason about their methods[19]. Clique is a typical structure which is of the property of local clustering in the network. Our work has revealed that such structure is the important cradle to promote link formation for community and network evolution. With an intuitive insight, we also believe that our model has the potential to provide some new evidence to explain why so many networks in the real world exhibit the topology of free-scale if further network evolution study can be done under the principles we've found.

Conclusion

In this paper, we proposed a Fast probability Block Model(FBM). In terms of the testing results on four real-world networks, the FBM model has exhibited a little better accuracy performance and overwhelmed better runtime performance compared to the state-of-the-art model SBM. Therefore, FBM has the potential to fulfill the task of link prediction in larger networks such as massive biology networks. Our model has also shed light on that networks clique structure play an important role to promote link formation and network evolution. Meanwhile, FBM model is also possible to give an insight to explore new methodology of community detection in complex networks, because evidence has shown that structure of cliques in a network has closely relationship to overlapping community detection [18].

FBM model has revealed the underlying mechanism of link formation in real world network and provided us a new framework for link prediction, and it is very likely to give enhanced prediction accuracy in specific applications when domain knowledge introduced such as node properties and edge features.

Acknowledgments

This work is partially supported by the National Natural Science Foundation of China under grant Nos. 60903073, 61103109 and HuaWei(No. YBCB2011057) university-enterprise cooperation project and the Central University Research Foundation under grant No. ZYGX2012J085.

References

References

1. Liu Z, Zhang Q, L L, Zhou T (2011) Link prediction in complex networks: A local naive bayes model. *EPL (Europhysics Letters)* .
2. L L, Zhou T (2011) Link prediction in complex networks: A survey. *Physica A: Statistical Mechanics and its Applications* .
3. Nowell DL, Kleinberg J (2007) The link prediction problem for social networks. *Journal of the American society* .
4. H Y, P B, A YM, I L, K V, et al. (2008) High-quality binary protein interaction map of the yeast interactome network. *Science* .
5. H SMP, T T, de Silva E, R S, J AH, et al. (2008) Estimating the size of the human interactome. *Proc Natl Acad Sci USA* .
6. N ALA (2008) A truer measure of our ignorance. *Proc Natl Acad Sci USA* .
7. Clauset A, Moore C, Newman M (2008) Hierarchical structure and the prediction of missing links in networks. *Nature* .
8. (2011) Supervised random walks: predicting and recommending links in social networks.
9. (2010) Link prediction across multiple social networks.
10. Guimer R, Sales-Pardo M (2009) Missing and spurious interactions and the reconstruction of complex networks. *PNAS* .
11. (2006) An edge detection method by combining fuzzy logic and neural network.
12. Dunlavy D, Kolda T, Acar E (2011) Temporal link prediction using matrix and tensor factorizations. *ACM Transactions on Knowledge Discovery* .
13. (2006) Link prediction using supervised learning.
14. Katz L (1953) A new status index derived from sociometric analysis. *Psychometrika* .
15. Adamic L, Adar E (2003) Friends and neighbors on the web. *Social networks* .
16. Zhou T, L L, Zhang Y (2009) Predicting missing links via local information. *The European Physical Journal B* .
17. Kumpula J, Saramki J, Kaski K, Kertesz J (2007) Limited resolution in complex network community detection with potts model approach. *The European Physical Journal B* .
18. Shen H, Cheng X, Cai K, Hu M (2009) Detect overlapping and hierarchical community structure in networks. *Physica A: Statistical Mechanics and its Applications* .

Figure Legends

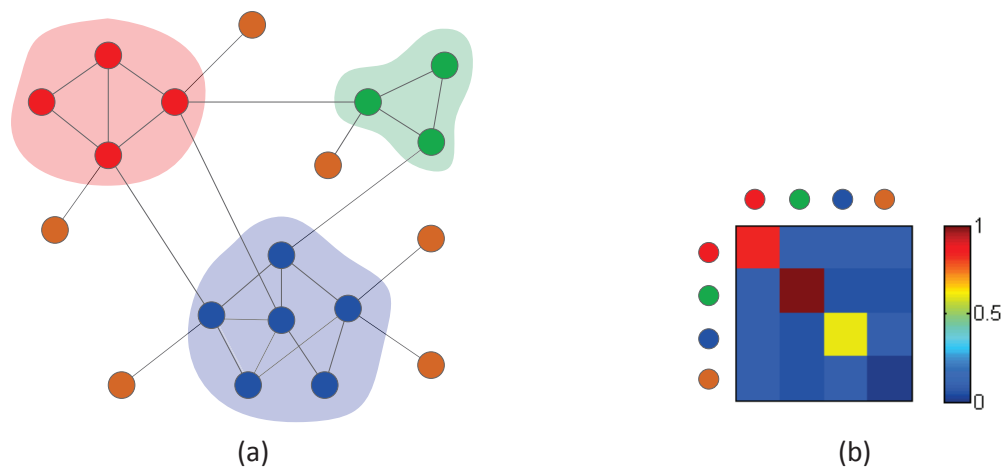


Figure 1. An example of community distribution in a small network

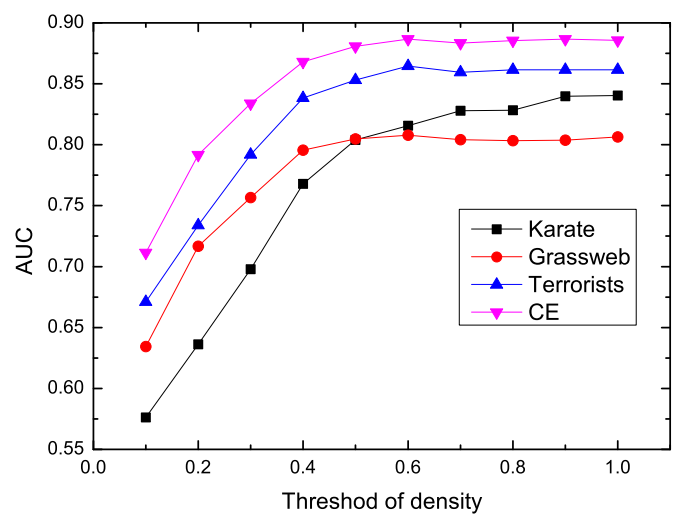


Figure 2. Correlation between AUC and thresholds of density

Tables

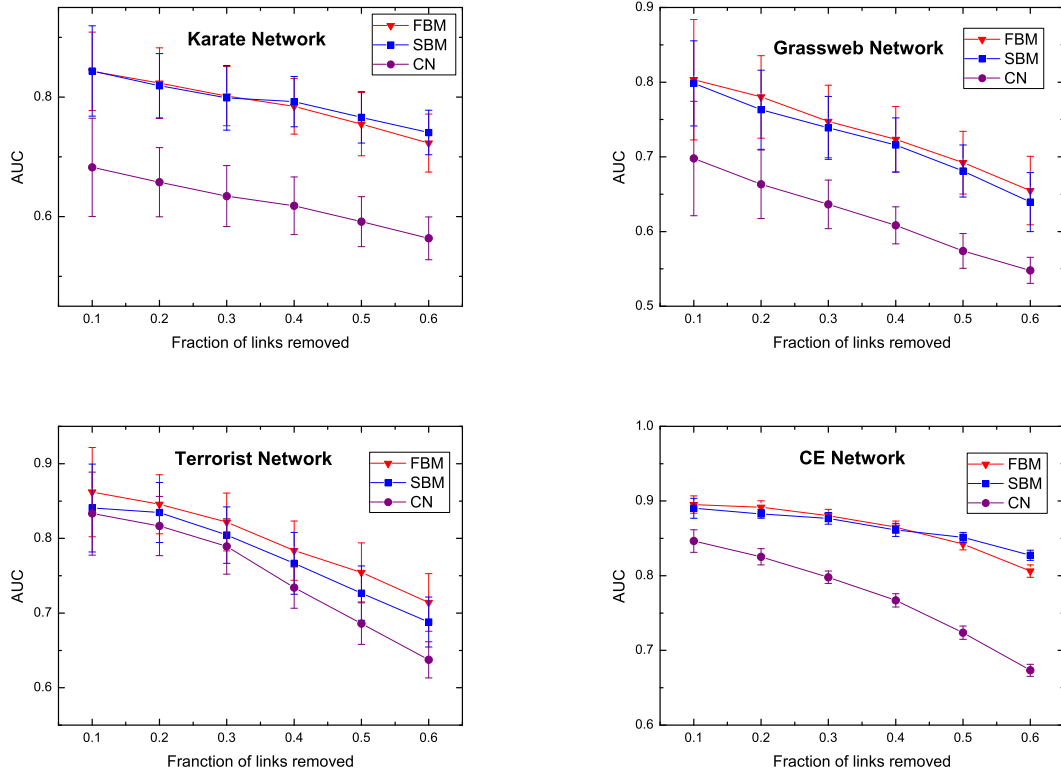


Figure 3. Accuracy comparison in four networks

Table 1. The algorithm of Fast Block probabilistic Model

Input: A network $G(V, E)$;	
Output: the m communities (C_1, C_2, \dots, C_m) of the network G ;	
1.	Let $G_1 = (V_1, E_1)$ and $G_2 = (V_2, E_2)$ where $V = V_1 \cup V_2$, $\Phi = V_1 \cap V_2$ and $\Phi = E_1 \cap E_2$;
/*the blocks G_1 and G_2 are partitioned randomly by the network $G(V, E)$ */	
2.	For each G_i do
3.	$j=1$;
4.	While $E_i \neq \emptyset$ do /* loop stops when no edges exist in G_i */
5.	$CommunityFind(G_i, C_j)$; /*procedure for finding a community C_j from G_i with high density*/
6.	Output(C_j);
7.	$G_i = Remove(C_j, G_i)$; /*remove the community C_j from G_i including both remove nodes and edges which belong to C_j and interconnections between C_j and G_i */
8.	$j=j+1$;
9.	End while
10.	Output(G_i); /*the remaining graph G_i will be a group of isolated nodes*/
11.	End for

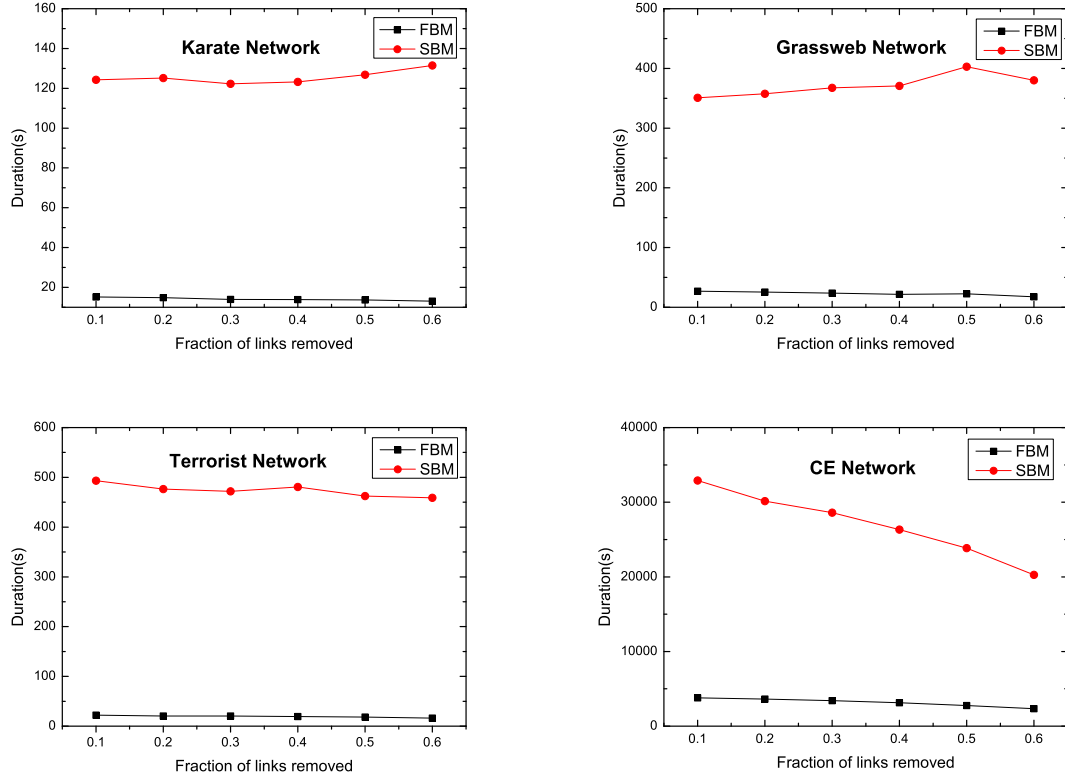


Figure 4. Runtime durations comparison in four networks

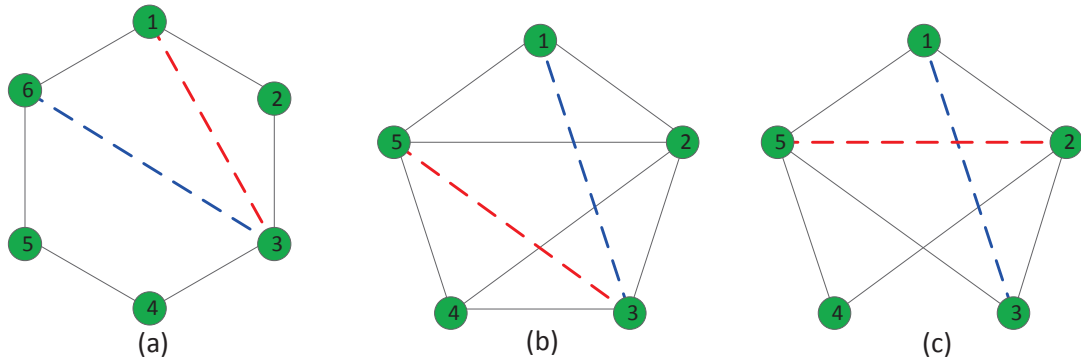


Figure 5. Examples of artificial network

Table 2. The procedure of CommunityFind

Input: A network G_i ;
Output: the community C_j ;
1. $A = \text{Density}(G_i)$; /* calculate the density of the network G_i 2. while $A < \text{threshold}$ do /* threshold is the maximum value of link density accepted 3. Sort(V_i); /*sort all nodes by degree in descending order*/ 4. $G_i = \text{Remove}(v_1, G_i)$; /*remove the node v_1 in the top of the list with the least degree and edges attached to the v_1 from G_i , and derive a new network G_i^* */ 5. $A = \text{Density}(G_i)$; /*update the density of network G_i 6. End while 7. $C_j = G_i$; 8. Output(C_j); /*derive a community G_i with threshold density ;

Table 3. Topological features statistics of the four networks. $|V|$ and $|E|$ are the number of nodes and links. C and D are clustering coefficient and density of network, respectively. M is the modularity of network. $\langle k \rangle$ and $\langle d \rangle$ are the average degree and the average shortest distance.

	$ V $	$ E $	C	D	M	$\langle k \rangle$	$\langle d \rangle$
Karate	34	78	0.588	0.139	0.416	4.588	2.408
Foodweb	75	113	0.497	0.041	0.635	3.013	3.875
Terrorists	62	152	0.58	0.08	0.529	4.903	2.508
CE	297	2148	0.308	0.049	0.397	14.465	2.946