

QED Bremsstrahlung in decays of electroweak bosons

A.B. Arbuzov^a, R.R. Sadykov^a and Z. Wąs^{b,c}.

^a *Joint Institute for Nuclear Research, Joliot-Curie str. 6, Dubna, 141980, Russia*

^b *Institute of Nuclear Physics, PAN, Kraków, ul. Radzikowskiego 152, Poland*

^c *CERN PH-TH, CH-1211 Geneva 23, Switzerland*

ABSTRACT

Isolated lepton momenta, in particular their directions are the most precisely measured quantities in pp collisions at LHC. This offers opportunities for multitude of precision measurements. It is of practical importance to verify if precision measurements with leptons in the final state require *all* theoretical effects evaluated simultaneously or if QED bremsstrahlung in the final state can be separated without unwanted precision loss.

Results for final state bremsstrahlung in the decays of narrow resonances are obtained from the Feynman rules of QED in an unambiguous way and can be controlled with a very high precision. Also for resonances of non-negligible width, if calculations are appropriately performed, such separation from the remaining electroweak effects can be expected.

Our paper is devoted to validation that final state QED bremsstrahlung can indeed be separated from the rest of QCD and electroweak effects, in the production and decay of Z and W bosons, and to estimation of the resulting systematic error. The quantitative discussion is based on Monte Carlo programs PHOTOS and SANC, as well as on KKMC which is used for benchmark results. We show, that for a large classes of W and Z boson observables as used at LHC, theoretical error on photonic bremsstrahlung is 0.1 or 0.2%, depending on the program options used. An overall theoretical error on QED final state radiation, *i.e.* taking into account missing corrections due to pair emission and interference with initial state radiation is estimated respectively at 0.2% or 0.3% again depending on the program option used.

IFJPAN-IV-2012-14

CERN-PH-TH/2012-354

December, 2012

[†] This project is financed in part from funds of Polish National Science Centre under decisions DEC-2011/03/B/ST2/00220, DEC-2012/04/M/ST2/00240 and by Russian Foundation for Basic Research, grant No 10-02-01030-a.

1 Introduction

Several of the most important measurements at LHC experiments, such as Higgs boson searches [1], precision measurements of the W boson mass [2, 3, 4] or measurements of electroweak boson pair production [3] rely on a precise reconstruction of momenta for the final state leptons [6]. A substantial effort of the experimental community was devoted to optimize detector design and understand detector responses. Precision of 0.1% (even 0.01% for lepton directions) is of no exception. For more details, see *e.g.* reviews [5, 6, 7].

The QED effects of the final state radiation (FSR) play an important role in such experimental studies. Final state bremsstrahlung is included in all simulation chains and indeed should be studied together with the detector response to leptons. It can not be separated, because of infrared singularities of QED. Different approaches based on different theoretical simplifications are at present in use. At the level of the collinear approximation, expressions for higher order FSR corrections are not only well defined but are in fact process independent. In general, QED calculations are process dependent but methods for obtaining results with $\mathcal{O}(\alpha^2)$ corrections and resummation of higher order effects are well established as well as techniques for evaluating theoretical errors. There is no need for introducing effective models. Situation is different if incoming or outgoing particles are unstable, an effort like documented in [8] is then needed. In case of Z and W decays if the narrow width approximation is used, the theoretical framework for QED FSR bremsstrahlung effects is unambiguous. In case of the Z decay (in fact for hard processes mediated by s-channel Z/γ^* exchange) the framework in which the QED final state bremsstrahlung is separated from other contributions is defined unambiguously as well. This was explored in e^+e^- collisions at LEP and high precision solutions were proposed.

For LEP I experiments Monte Carlo simulation programs based on exclusive exponentiation and featuring second order matrix elements were developed [9]. Considerable theoretical effort was invested in the reordering of the perturbative expansion. This opened a scheme for proper resummation of vacuum polarization diagrams into terms contributing to Z width and remaining vacuum polarization corrections [10]. The definition of final state bremsstrahlung was affected in a minimal way. The by-product of this effort was separation of the electroweak corrections into QED parts, corrections to the Z boson propagator (which have to be resummed to all orders) and remaining weak corrections which, with the proper choice of the calculation schemes, were small.

In the case of LEP II this theoretical approach had to be reconsidered, because of the new W^+W^- pair production processes. The gauge cancellation between diagrams of electroweak bosons exchanged in s and t channels, had to be carefully respected. The resummation of the dominant contribution of the vacuum polarization had to be restricted to the case of the constant width. It was not necessary however to reopen discussion on details of scheme for final state bremsstrahlung calculations because of the relatively small available statistics of W -pair samples [11, 12] and thus limited interest in high precision calculations for QED FSR bremsstrahlung¹.

¹ Consequences of resummation of parts of the electroweak effects are complex but will not be covered

It is important to stress that the QED final state effects in processes where leptons are produced through decays of W or Z/γ^* can be calculated and simulated with an essentially arbitrary high precision. They form a separate class of Feynman diagrams and developed already techniques should be explored at LHC, especially as the attractiveness of such an approach was confirmed [15] in the context of W mass measurement of CDF and D0 collaborations. With the ever increasing precision, effects beyond photonic final state bremsstrahlung have to be of course considered as part of FSR effects as well, in particular those due to emission of extra lepton pairs. Also interference effects, such as initial-final state bremsstrahlung interference, has to be taken into account.

The interference become an issue for separating QED FSR radiation from the rest of the electroweak corrections, at the level of cross section. That is why, the interference of photon emission from the initial state quarks and the final state lepton has to be discussed carefully. It is of practical importance to verify if the suppression of the interference due to boson's lifetime survives experimental cuts. If it is the case, then separation of effects due to QED final state bremsstrahlung and remaining parts of the electroweak and strong interaction corrections can be conveniently explored in the experimental studies.

For this paper we assume, that in practical applications, all other corrections than QED final state interactions, that is remaining electroweak, and initial state hadronic interactions are expected to be measured with the properly defined observables. Thanks to this approach we will be able to achieve very competitive precision of theoretical predictions on the class of corrections directly affecting lepton momenta measurements. This represents a complementary approach to the one used in [16]. There, emphasis was put on the use of electroweak calculations together with all hadronic initial state interactions necessary for complete predictions for observables.

Our paper is organized as follows. In Section 2 we describe two programs PHOTOS and SANC, and their theoretical base. Section 3 is devoted to tests of the first order QED calculations. This is of importance in itself but also represent consistency checks of definitions of this part of electroweak corrections which will be considered at the amplitude level as QED final state bremsstrahlung (FSR). Definition of observables and calculation schemes used all over the paper are also given in this section. Section 4 is devoted to discussion of results for multiphoton emission and theoretical uncertainties in ϕ_η^* measurements. Section 5 is devoted to discussion for other than photonic bremsstrahlung effects which contribute to theoretical error of QED FSR simulated using PHOTOS or SANC. In particular, comments on emissions of pairs and interferences between photon emission from final state and other sources are given here. Section 6, Summary, closes the paper.

Our discussion of theoretical error is limited to systematic error of QED FSR only, but is performed in the context of full event generation. Other effects, like orientation of spin state for the intermediate W 's or Z 's, affecting input for calculation of QED FSR

in this paper. Let us point to another theoretical constraint restricting naive resummation. It could be observed that even in the case of initial state QED bremsstrahlung for the process $e^+e^- \rightarrow \nu_e\bar{\nu}_e$, previously performed step of resummation had to be partially revisited, because of amplitude featuring t -channel W exchange [13]. For the complete second order matrix element of the two hard photon emission, the diagrams of charged Higgs boson exchange had to be taken into account [14].

spin amplitudes are addressed in Section 5.3. Precision tag for the QED FSR calculation implemented in `PHOTOS` or `SANC` is finally given for a broad class of observables: first for the photonic bremsstrahlung and then for complete FSR corrections².

2 Description of the programs

Usually when discussing phenomenological processes at LHC in the context of the detector response one concentrates on description of the hard process and initial state QCD effects embedded *e.g.* in general purpose Monte Carlo generators featuring parton shower, models of underlying events and finally QCD NLO or NNLO corrections to the hard scattering process itself are taken into account, see *e.g.* [17] for review.

In this paper we concentrate on the QED FSR effects. This determine choice of programs which will be used by us for simulations. The final state interactions, consist of QED bremsstrahlung in decays of electroweak bosons (including cases of substantial virtualities) and to some degree on the other parts of weak corrections as well. Let us recall the massive effort of years 1980-2000 for establishing definition of calculation scheme at LEP [18, 19, 20] where theoretically sophisticated and numerically essential separation of electroweak corrections into initial state, final state, vacuum polarization (including definition of the width) and interferences was established.

In this context discussion of theoretical errors of all parts necessary for predictions is important as effects of new physics and their interfering genuine weak backgrounds is not straightforward to disentangle. This represents however further separate work on weak corrections. In the present paper we concentrate on final state radiation, especially on the final state photonic bremsstrahlung.

For the purpose of this studies two programs featuring QED Final State Radiation for LHC applications will be first described and later used. We will start with presentation of the `SANC` system [21], because it features complete electroweak corrections as well. Description of `PHOTOS` [22, 23, 24, 25] implementing QED FSR photonic bremsstrahlung only, will follow.

It might be useful to note that abbreviations LO and NLO in `SANC` and `PHOTOS` have somewhat different meaning. In the case of `SANC`, “LO” (the Leading Order) means just the tree-level Born cross section, while an exclusive-exponentiation-like notation is adopted in `PHOTOS`, where “LO” supposes exponentiation/resummation of the terms responsible after partial phase space integration, for leading logarithmic terms of photonic bremsstrahlung. Full coverage of multiphoton phase-space is assured. The same concerns “NLO”: in `SANC` it means the one-loop approximation (Born plus $\mathcal{O}(\alpha)$ EW corrections), while in `PHOTOS` exponentiation of the $\mathcal{O}(\alpha)$ result is assumed.

² In this paper we use the name *photonic bremsstrahlung* whenever we want to stress that only diagrams resulting from supplementing Born level amplitudes with photon lines are considered. The name *final state radiation* is used when we stress presence of additional pairs and *final state interaction* when we want to discuss separation with remaining parts of electroweak interactions.

2.1 SANC

SANC is a computer system for Support of Analytic and Numeric calculations for experiments at Colliders [21]. It can be accessed through the Internet at <http://sanc.jinr.ru/> and at <http://pcphsanc.cern.ch/>. The **SANC** system is suited for calculations of one-loop QED, EW, and QCD radiative corrections to various SM processes. Automatized analytic calculations in **SANC** provide FORM and FORTRAN modules [26], which can be used as building blocks in computer codes for particular applications.

For Drell-Yan-like processes within the **SANC** project there are implemented:

- complete one-loop EW RC in CC [27] and NC [28] processes;
- photon induced DY processes [29];
- higher order photonic FSR in the collinear leading logarithmic approximation;
- higher order photonic and pair FSR in the QED leading logarithmic approximation [30, 31, 32];
- complete NLO QCD corrections [33, 34];
- Monte Carlo integrators [35] and event generators;
- interface to parton showers in **PYTHIA** and **HERWIG** based on the standard Les Houches Accord format.

Tuned comparisons with results of **HORACE** [36] and **Z(W)GRADE** [37] for EW RC to CC and NC DY were performed within the scope of *Les Houches '05, '07* and *TEV4LHC '06* workshops. A good agreement achieved in these comparisons confirms correctness of the implementation of the complete one-loop EW corrections in all these programs.

An important feature of the **SANC** approach is the possibility to control and directly access different contributions to the observables being under consideration. In particular, **SANC** code allows to separate effects due to the final state radiation, the interference of initial and final radiation, the so called pure weak contributions, *etc.*

Separation of the FSR contribution in the case of neutral current DY processes is straightforward, it naturally appears at the level of Feynman diagrams. But the corresponding separation in the case of the charged current DY processes is not so trivial. In general it is even not gauge invariant. For the sake of *tuned comparison* with **PHOTOS**, a special prescription for this separation³ was introduced into **SANC**.

Let us consider a formal separation of the pure weak (PW) and QED contributions δ^{PW} and δ^{QED} to the total $W^+ \rightarrow u + \bar{d}$ decay width

$$\Gamma_W^{PW+QED} = \Gamma^{LO}(\delta^{PW} + \delta^{QED}). \quad (1)$$

This process is described by 6 QED-like diagrams with virtual photon line and 3 other ones with real photon emission which together lead to the formula

$$\delta^{QED} = \frac{\alpha}{\pi} \left[Q_W^2 \left(\frac{11}{6} - \frac{\pi^2}{3} \right) + (Q_u^2 + Q_d^2) \left(\frac{11}{8} - \frac{3}{4} \log \frac{M_W^2}{\mu_{PW}^2} \right) \right],$$

³ This prescription should be respected also in electroweak, non-QED FSR calculations used together with **PHOTOS** in practical applications.

where parameter μ_{PW} is the 't Hooft scale introduced for separation of QED and PW contributions. In order to separate the FSR QED contribution, we choose $\mu_{PW} = M_W \exp(-\frac{11}{12})$. This value of the 't Hooft scale makes the total QED contribution to the W boson decay being equal to zero. This is in agreement with the corresponding treatment in PHOTOS, where by construction the effect of FSR to a process does not change the normalization of the cross section.

2.2 PHOTOS

Already in the era of data analysis of LEP experiments simulation of bremsstrahlung in decays of resonances and particles required specialized tools. In parallel to programs oriented toward highest possible overall precision for the whole processes in e^+e^- collisions such as KKMC [9] or KORALZ [38], programs dealing with decays only, gradually became of a broad use. The PHOTOS Monte Carlo was one of such applications [22, 23]. Naturally comparisons with these high precision generators became parts of test-beds for PHOTOS package.

The principle of PHOTOS algorithm is to replace, on the basis of well defined rules, the decay vertex embedded in the event record such as HEPEVT [39] or HepMC [40] with the new one, where additional photons are added. Such solution, initially not aimed for high precision simulations, turned out to be very effective and precise as well. Phase space parameterization was carefully documented in [41]. Gradually for selected decays [41, 42, 43, 44], also exact matrix elements were implemented and could be activated in place of universal kernels⁴. Originally [22], only single photon radiation was possible and approximations in the universal kernel were present even in the soft photon region. With time, multiphoton radiation was introduced [24] and then installation of exact first order matrix elements in W and Z decays became available with C++ implementation of PHOTOS [25]. The algorithm of PHOTOS is constructed in such a way, that the same function, but with different input kinematical variables, is used if the single photon emission or full multiphoton emission is requested. Such an arrangement enables tests in a rigorous first order emission environment. For multiphoton emission, the same kernel is used iteratively, thanks to the factorization properties. Technical checks are thus spared. Optimal solution for the iteration was chosen and verified with alternative calculations [45, 46] based on the second order matrix element. It was later extended to the multiphoton case for Z decays in Ref. [42]. Numerical tests of that paper, for distributions of generic kinematical observables pointed to the theoretical precision for the simulation of photon bremsstrahlung of the 0.1% level.

When presenting numerical results from PHOTOS we always refer to its C++ version [25] with matrix elements for W and Z decays switched on. If the LO level is explicitly mentioned, matrix elements are replaced by universal kernels and algorithm as of FORTRAN

⁴Prior to introduction of the C++ interface matrix element kernels were available for our test only. They require more detailed information from the event record which was available from PHOTOS interface in FORTRAN.

version 2.14 [24], or higher is used. At present version [25] represents the up-to-date version of PHOTOS; it is available, with few technical updates, from LCG library[47] as well.

3 Definitions and results of the first order calculations

As a first step of our tests we have compared numerical results obtained from PHOTOS and from SANC programs in case of the single photon emission. These tests cross-check conventions used and numerical stability of the two calculations. They also verify the proper choice of parameters in PYTHIA8 generator, which is used to produce electroweak Born level events, on which PHOTOS is activated. We have monitored distributions for the following observables: pseudorapidity η of ℓ^- , transverse mass M_T of $\ell^- \bar{\nu}_\ell$ pair and transverse momentum p_T of ℓ^- in the case of charged current and pseudorapidity η of ℓ^- , invariant mass M of $\ell^+ \ell^-$ pair and transverse momentum p_T of ℓ^- in the case of neutral current.

The following set of input parameters was used:

$$\begin{aligned}
G_\mu &= 1.6637 \times 10^{-5} \text{ GeV}^{-2}, \\
M_W &= 80.403 \text{ GeV}, \quad \Gamma_W = 2.091 \text{ GeV}, \\
M_Z &= 91.1876 \text{ GeV}, \quad \Gamma_Z = 2.4952 \text{ GeV}, \\
V_{ud} &= 0.9738, \quad V_{us} = 0.2272, \quad V_{cd} = 0.2271, \quad V_{cs} = 0.9730, \\
m_e &= 0.511 \text{ MeV}, \quad m_\mu = 0.10566 \text{ GeV},
\end{aligned}
\tag{2}$$

and the following experiment motivated cuts were applied on momenta of the final state leptons:

$$\begin{aligned}
\text{NC: } & |\eta(\ell^+)| < 10, \quad |\eta(\ell^-)| < 10, \quad p_\perp(\ell^+) > 15 \text{ GeV}, \quad p_\perp(\ell^-) > 15 \text{ GeV}, \\
& 70 \text{ GeV} < M(\ell^+ \ell^-) < 110 \text{ GeV}; \\
\text{CC: } & |\eta(\ell^-)| < 10, \quad p_\perp(\ell^-) > 0.1 \text{ GeV}, \quad p_\perp(\bar{\nu}_\ell) > 0.1 \text{ GeV}.
\end{aligned}
\tag{3}$$

We work in the running width scheme for W and Z boson propagators and fix value of the weak mixing angle: $\cos \theta_W = M_W/M_Z$, $\sin^2 \theta_W = 1 - \cos^2 \theta_W$. The value of the electromagnetic coupling α is evaluated in the G_μ -scheme using the Fermi constant G_μ : the effective coupling is defined by $\alpha_{G_\mu} = \sqrt{2} G_\mu M_W^2 \sin^2 \theta_W / \pi$.

To compute the hadronic cross section we have used CTEQ6L1 set of parton distribution functions with running factorization scale $\mu_r^2 = \hat{s}$, where \hat{s} is squared total energy of the colliding partons in their center-of-mass system.

Comparison is performed for muon and electron final states. For the electron final states and for each observable the *bare* and *calo* results are provided. In the *calo* case the four-momenta of the final electron and photon are combined into effective four-momentum of the electron when the separation $\Delta R = \sqrt{(\Delta\eta(e, \gamma))^2 + (\Delta\phi(e, \gamma))^2} < 0.1$.

To check that the normalization of Born cross sections is properly adjusted between simulations using SANC and PHOTOS, we have completed tests at a sub-permille precision

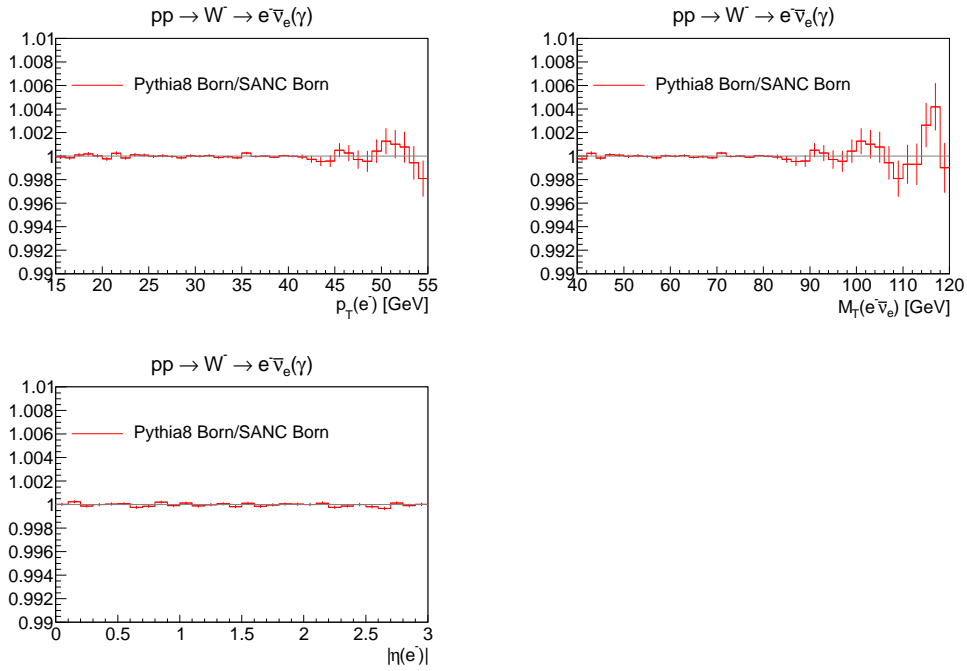


Figure 1: Ratios for Born-level distributions in $W^- \rightarrow e \bar{\nu}_e$ decay.

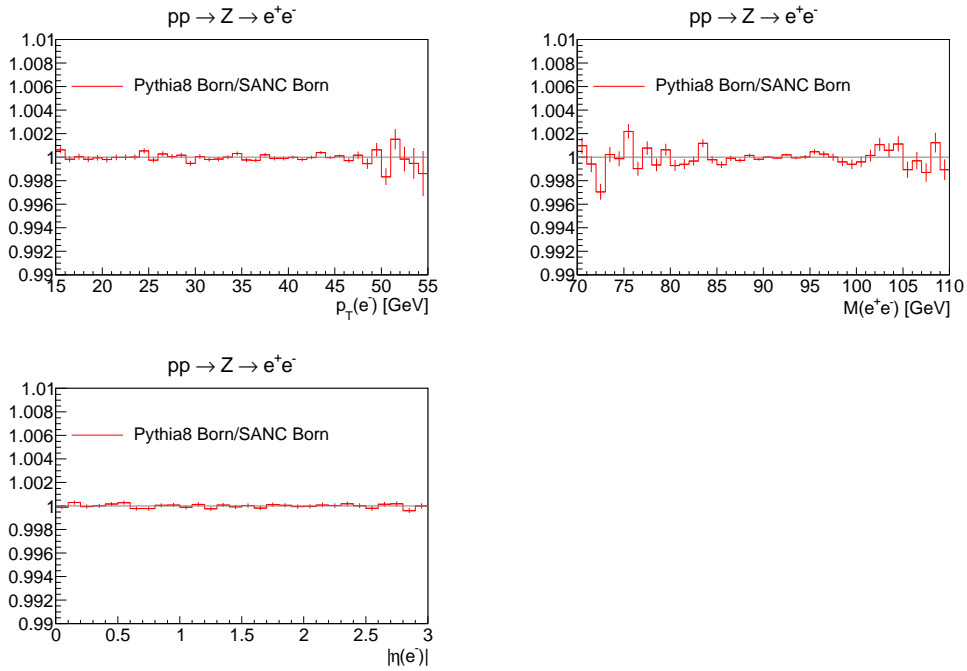


Figure 2: Ratios for Born-level distributions in $Z \rightarrow e e$ decay.

level. The corresponding results for electrons and ratios of differential cross sections are shown in Fig. 1 for CC and in Fig. 2 for NC.

For SANC and PYTHIA+PHOTOS cases, the results for $\mathcal{O}(\alpha)$ corrections which are defined by $\delta = (\sigma^{\mathcal{O}(\alpha)} - \sigma^{Born})/\sigma^{Born}$ are presented on Figs. 3-8. As we can see from these figures agreement at the one-loop level was found to be excellent, at the level of 0.01% for both Z and W decays, once biases due to technical parameter separating hard and soft photon emission was properly tuned between the two calculations.

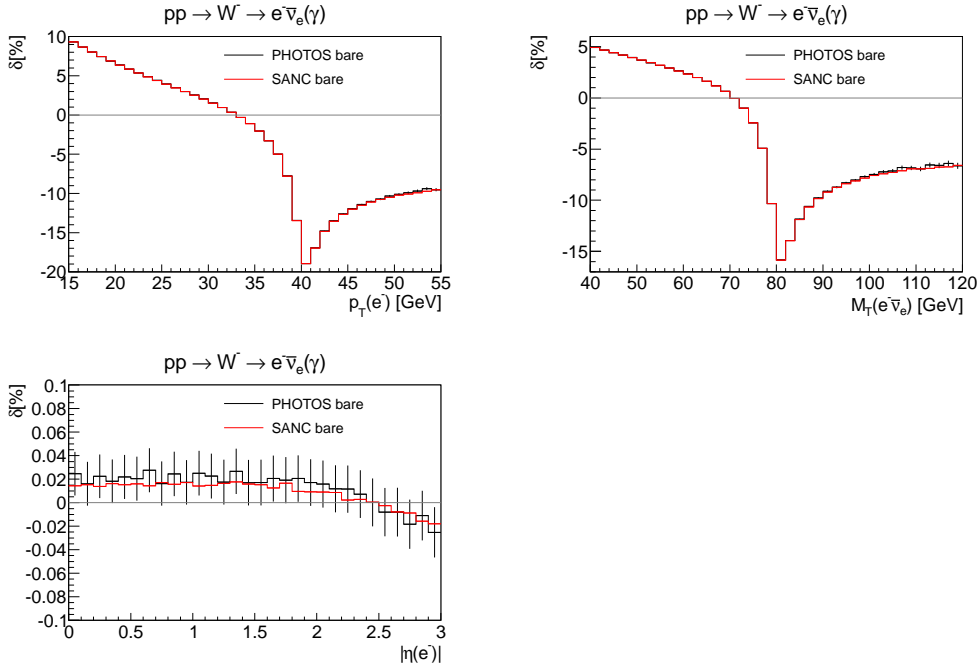


Figure 3: $\mathcal{O}(\alpha)$ corrections for basic kinematical distributions from PYTHIA+PHOTOS and SANC in $W \rightarrow e\nu$ decay.

3.1 Dependence on technical parameters

While performing tests we had to address well known technical problem of the so called “ k_0 bias”. In case of fixed order correction implemented into Monte Carlo algorithm, a threshold on energy for emitted photon, typically in the rest-frame of the decaying particle, has to be introduced. It regularizes infrared singularity. Below this threshold photons are simply integrated out and resulting contribution is summed up with virtual corrections to cancel the infrared singularity. Unfortunately $k_0 \rightarrow 0$ limit can not be reached, unless one accept working with negative event weights. The dependence on the technical parameter k_0 is however small for inclusive quantities such as the total cross section. The effect becomes enhanced on differential distributions near the resonance peaks. Such an effect can be observed in Fig. 9 for invariant mass $m_{\mu\mu}$ in $Z \rightarrow \mu\mu(\gamma)$ decay. Generally this

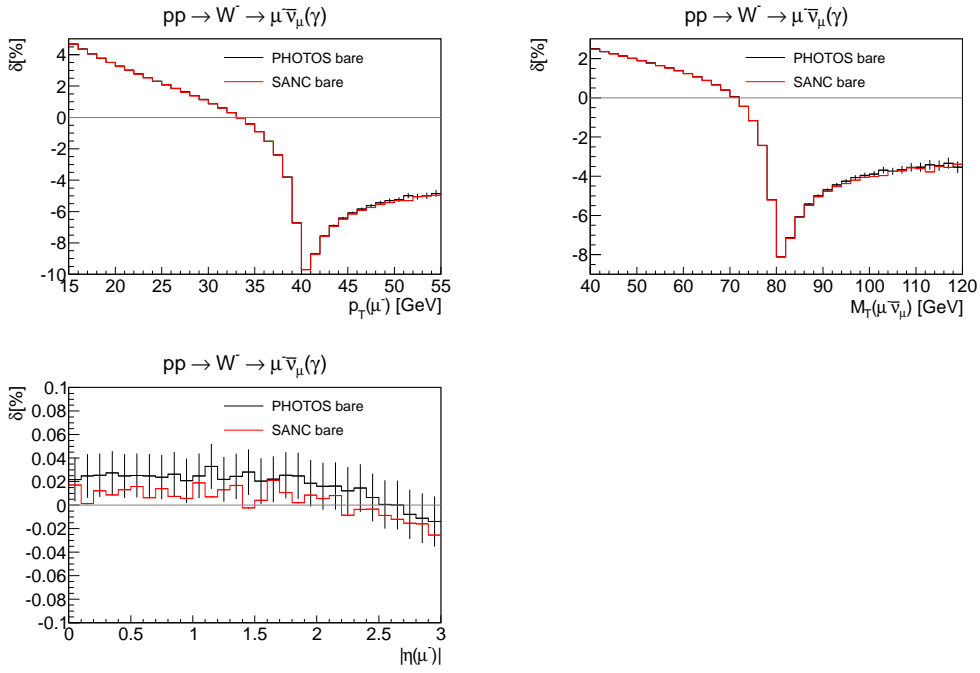


Figure 4: $\mathcal{O}(\alpha)$ corrections for basic kinematical distributions from PYTHIA+PHOTOS and SANC in $W \rightarrow \mu\nu$ decay.

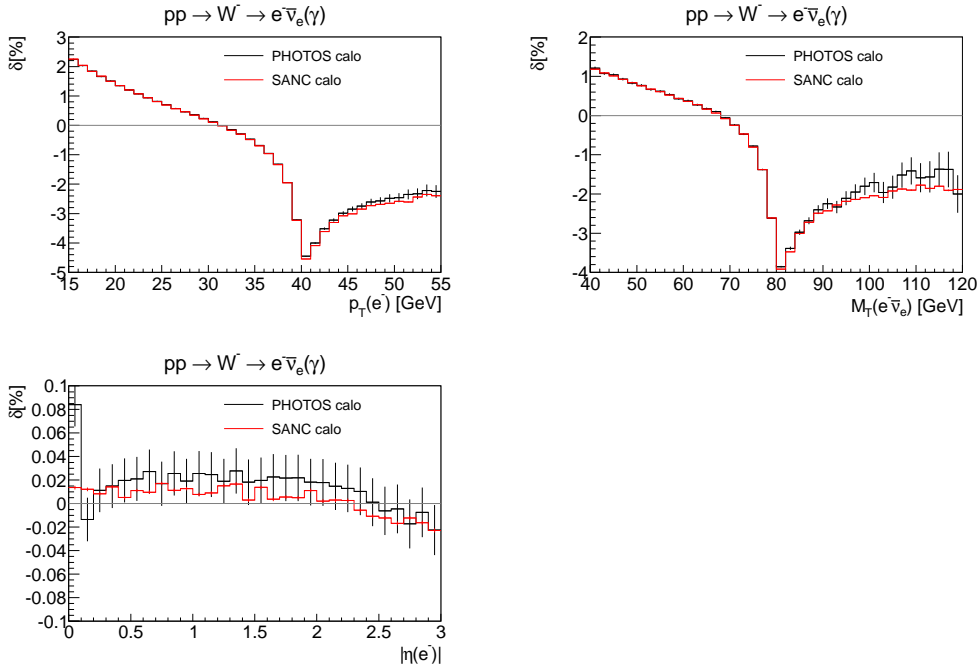


Figure 5: $\mathcal{O}(\alpha)$ corrections for basic kinematical distributions from PYTHIA+PHOTOS and SANC in $W \rightarrow e\nu$ decay (*calo* electrons).

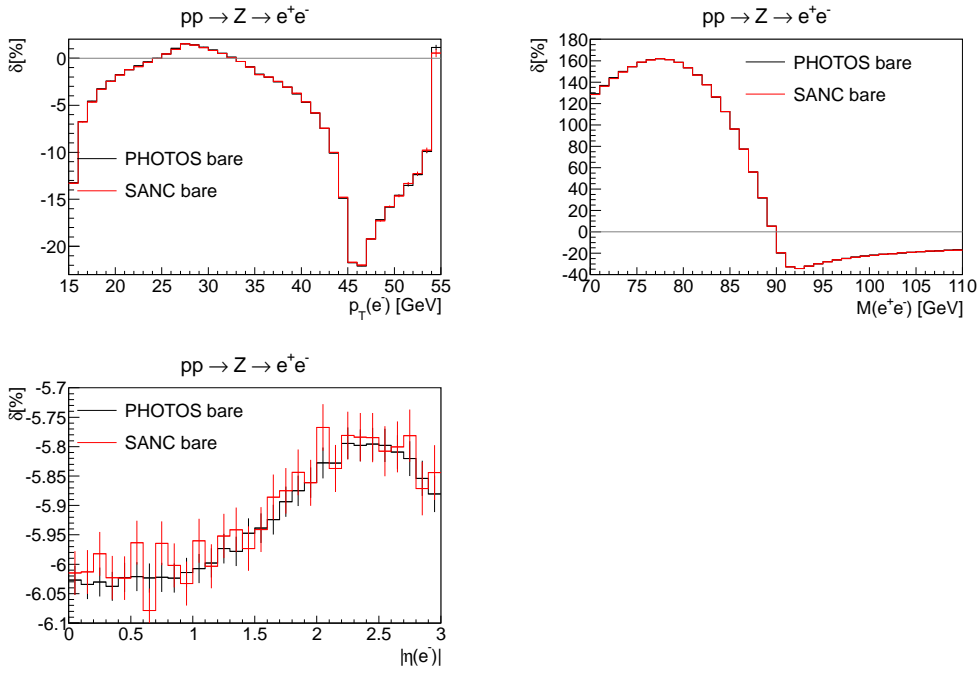


Figure 6: $\mathcal{O}(\alpha)$ corrections for basic kinematical distributions from PYTHIA+PHOTOS and SANC in $Z \rightarrow ee$ decay.

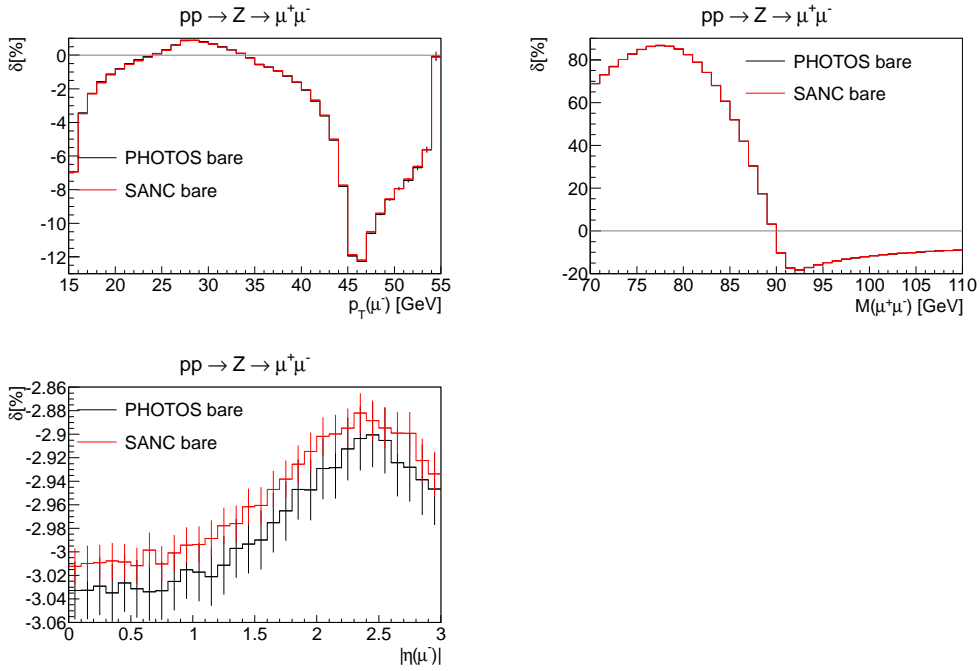


Figure 7: $\mathcal{O}(\alpha)$ corrections for basic kinematical distributions from PYTHIA+PHOTOS and SANC in $Z \rightarrow \mu\mu$ decay.

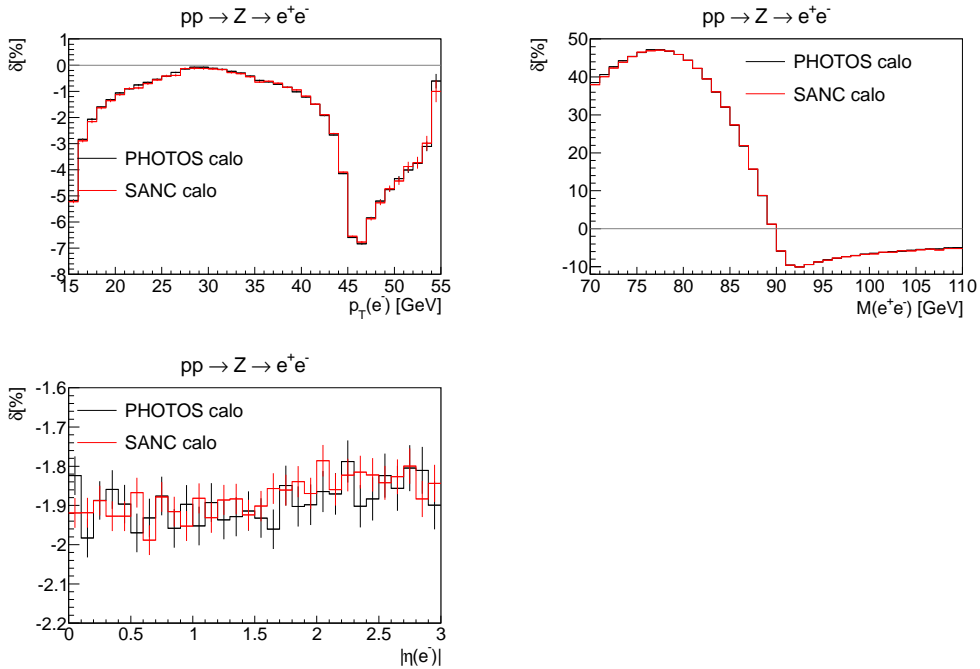


Figure 8: $\mathcal{O}(\alpha)$ corrections for basic kinematical distributions from PYTHIA+PHOTOS and SANC in $Z \rightarrow ee$ decay (*calo* electrons).

dependence is nowadays of no interest⁵ as in practical application options of the programs with multiple photon emission should be used. This example however may be instructive for studies of ambiguities in implementation like in [48] where PHOTOS is used for soft photon emission only, while the hard photon phase space is populated with the help of genuine POWHEG simulation for the final and initial state emissions simultaneously.

4 Multiple photon emissions

Let us now turn to the same observables, but calculated with the multiple photon emission option of SANC and PHOTOS, suitable for the actual comparisons with the data. One can see from Figs 10-13, that agreement is a bit worse than for single photon case, but well within expected theoretical precision. One should stress that these results represent quantitative comparisons of different approximations used in the SANC and PHOTOS as well. In fact, the approximations used, contrary to the single photon case, are not identical. Results of PHOTOS represents the NLO calculations with exponentiation and resummation of the collinear terms of the first order photon emission matrix element. Results of SANC use the collinear leading logarithmic approximation which introduces by construction numerical dependence on the corresponding QED factorization scale μ^2 . Differences due to non-

⁵It is used however when PHOTOS is combined with POWHEG for soft photon emissions only.

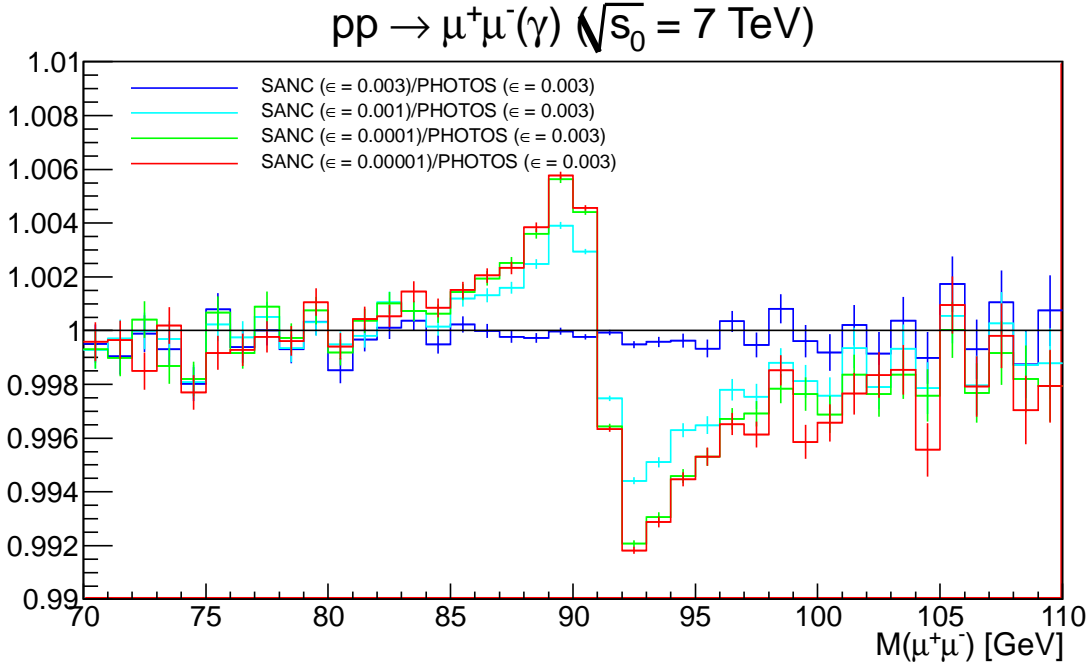


Figure 9: Ratio of invariant mass distributions from SANC and PHOTOS in Z decay as function of $k_0 = \epsilon = 2E_{\gamma,min}/\sqrt{s}$.

optimal choice of the scale μ^2 in SANC are below several permille for differential distributions and below 0.1% otherwise, see Figs. 10-13. Additional effort and care in estimation of the size of seemingly minor effects may be required, if further improvements on theoretical precision, beyond 0.1% are needed.

4.1 Comparisons of PHOTOS with KKMC

In Ref. [42] we have demonstrated physics reasons behind very good, 0.1% level, agreement between PHOTOS and KKMC results for final state photonic bremsstrahlung. Still until now, only in case of Z/γ^* intermediate state rigorous tests with second order QED matrix element Monte Carlo are available at present, and only in restricted condition of no hadronic activities in the initial state. For the reference simulations of $q\bar{q} \rightarrow Z/\gamma^* \rightarrow l^+l^-(n\gamma)$ processes KKMC Monte Carlo [9] was used⁶. Also the Born level $q\bar{q} \rightarrow Z/\gamma^* \rightarrow l^+l^-$ events from KKMC were used for simulations with PHOTOS. For both cases the monochromatic series of events with fixed virtuality of intermediate Z/γ^* state has been generated. This provides source of particularly valuable benchmarks as KKMC is the only program which features exclusive exponentiation combined with spin amplitudes for double photon emissions. As the numerical results of such quite extensive tests, more than 1000 figures are collected on

⁶This program, at present can not be used with simulation of the whole processes at LHC. An effort in this direction should be mentioned, see ref. [49] but the corresponding results are not available for us at this moment.

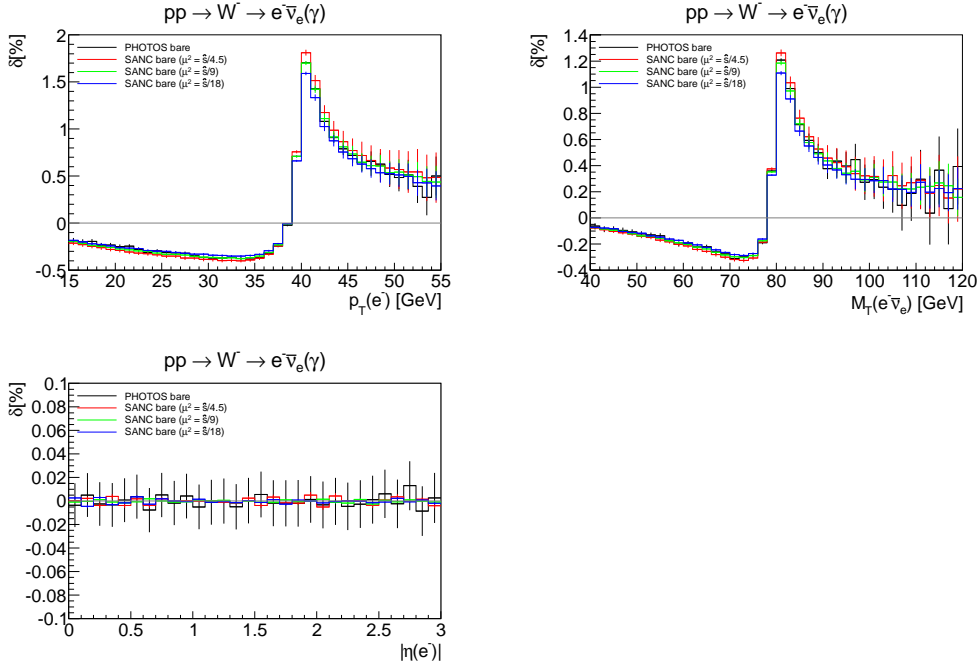


Figure 10: Higher order corrections for basic kinematical distributions from PYTHIA+PHOTOS and SANC in $W \rightarrow e\nu$ decay.

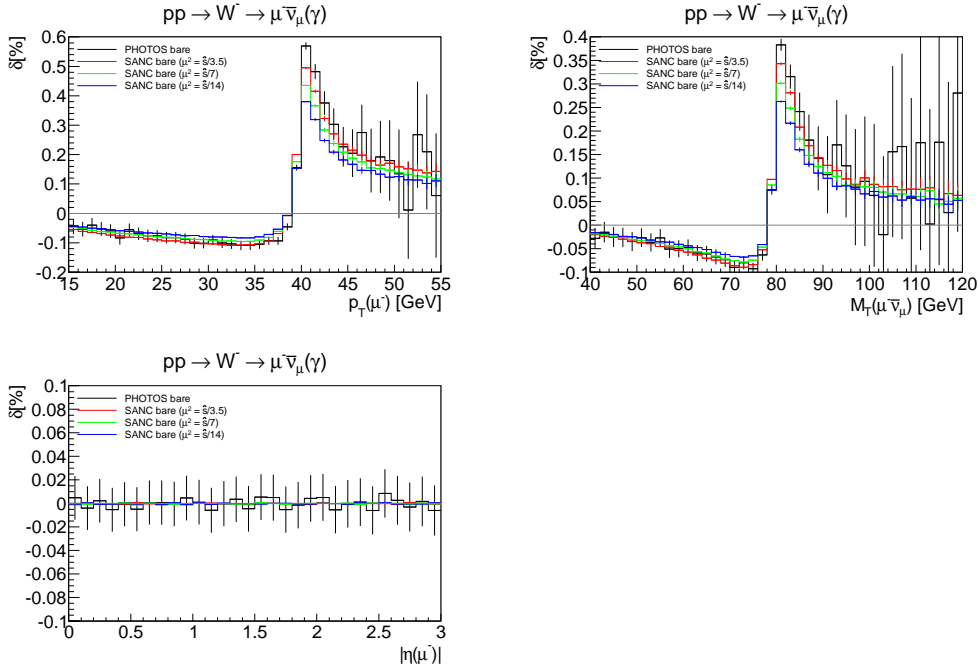


Figure 11: Higher order corrections for basic kinematical distributions from PYTHIA+PHOTOS and SANC in $W \rightarrow \mu\nu$ decay.

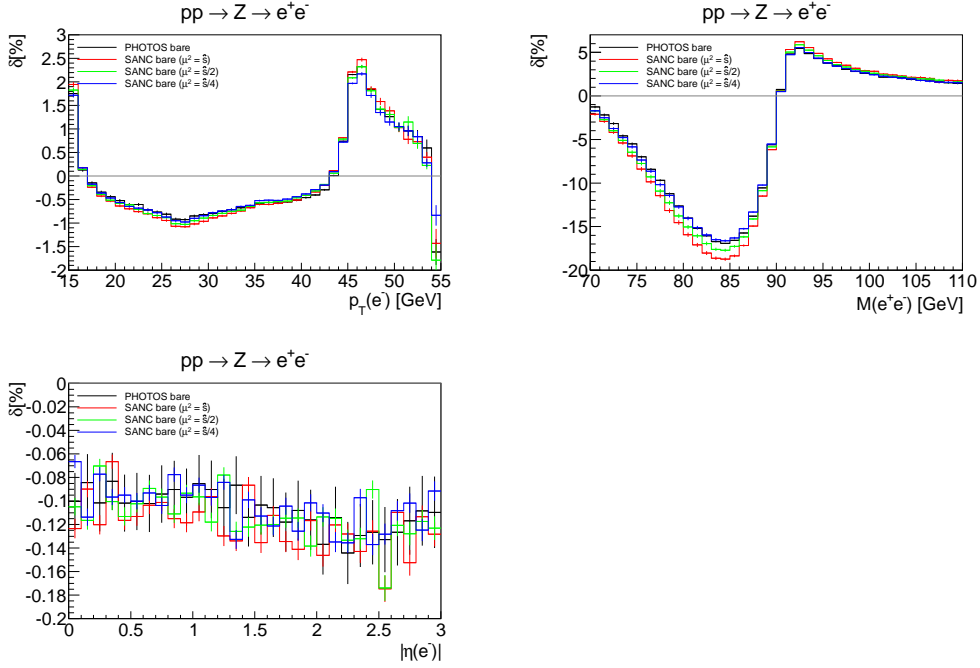


Figure 12: Higher order corrections for basic kinematical distributions from PYTHIA+PHOTOS and SANC in $Z \rightarrow ee$ decay.

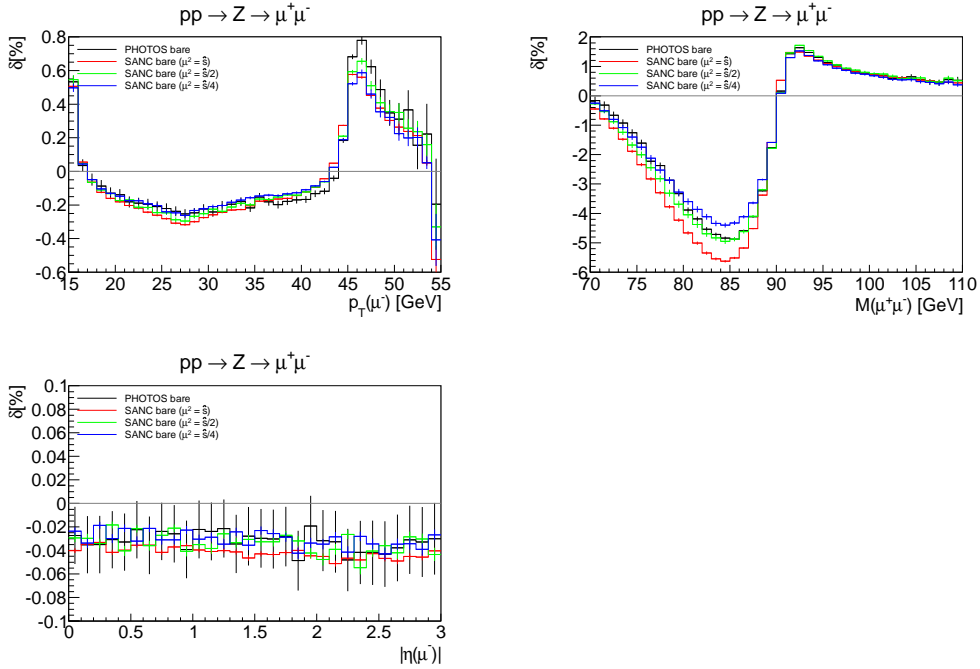


Figure 13: Higher order corrections for basic kinematical distributions from PYTHIA+PHOTOS and SANC in $Z \rightarrow \mu\mu$ decay.

our web page [50]: plots for $Z \rightarrow \mu^+ \mu^- (n\gamma)$ and $Z \rightarrow e^+ e^- (n\gamma)$ are presented there.

For all plots of collection [50], before selection cuts are applied, events are boosted to the laboratory frame assuming fixed 4-vector of Z defined by its p_T^Z and η^Z ; the two dimensional grid in (p_T^Z, η^Z) is constructed, with 7 bins in p_T^Z spanning region 0-50 GeV and 4 bins in η^Z spanning from 0-2, for each point in the grid 40M events are simulated. Kinematical selection is applied on lepton and photon 4-momenta and kinematical distributions are constructed from accepted events. It is required that each lepton $p_T^l > 20$ GeV and $|\eta^\pm| < 2.47$, with the gap $1.37 < |\eta^\pm| < 1.52$ excluded. The gap in η^\pm corresponds to transition region between central and end-cap calorimeter in ATLAS detector, and is used here to somewhat arbitrary enhance possible effect of exclusive selection. Then, straightforward comparison between electron and muon cases is available; the only difference originating from leptons mass. For photon $|\eta^\gamma| < 2.37$ and region $1.37 < |\eta^\gamma| < 1.52$ is excluded again, $p_T^\gamma > 15$ GeV is required. In example shown in Fig. 14, angle between photon and a closer lepton is shown for $p_T^Z = 9$ GeV and $\eta^Z = 2$. Results from KKMC and PHOTOS NLO are compared. In both cases multiphoton emission is generated in Z/γ^* rest frame for $u\bar{u} \rightarrow Z/\gamma^* \rightarrow \mu^+ \mu^- (n\gamma)$ production process, with no initial state activity of any sort and virtuality of intermediate state $M_Z + 6$ GeV = 97.187 GeV, where M_Z is the Z -boson mass.

For each choice of p_T^Z and η^Z used to define Z/γ^* state 4-momentum a set of three observables: angle between photon and closer lepton, directions of leptons and an overall acceptance rate is monitored in [50]. A general agreement of 0.1% can be concluded for all distributions. The results for LO restricted PHOTOS are collected there as well.

For all cases one has to bear in mind that an overall normalization correction factors for cross section, like $(1 + \frac{3}{4} \frac{\alpha}{\pi})$ in case of Z decay, have to be included when using PHOTOS package.

4.2 The ϕ_η^* observable

Motivated by recent ATLAS publication [51] on precise observable ϕ_η^* , representing important improvement for the measurement of Z boson transverse momentum (p_T^Z) at LHC, we have decided to devote section of this paper to discussion on the respective QED FSR corrections.

The measurement of the Z boson transverse momentum (p_T^Z or ϕ_η^*) offers a very sensitive way for studying dynamical effects of the strong interaction, complementary to the measurements of the associated production of bosons with jets. The knowledge of the p_T^Z distribution is crucial also to improve the modeling of the W boson production needed for a precise measurement of the W mass [4], in particular in the low p_T^Z region which dominates the cross section. The study of the low p_T^Z spectrum ($p_T^Z < M_Z$), has also an important implications for the understanding of the Higgs signatures [1] as well as for the New Physics searches at the LHC [52].

The precision of the direct measurement of the spectrum at low p_T^Z at the LHC and at the Tevatron using the Z leptonic decay is limited by systematic uncertainties related to the knowledge and unfolding of the experiments resolution, in particular lepton energy scale [53, 54].

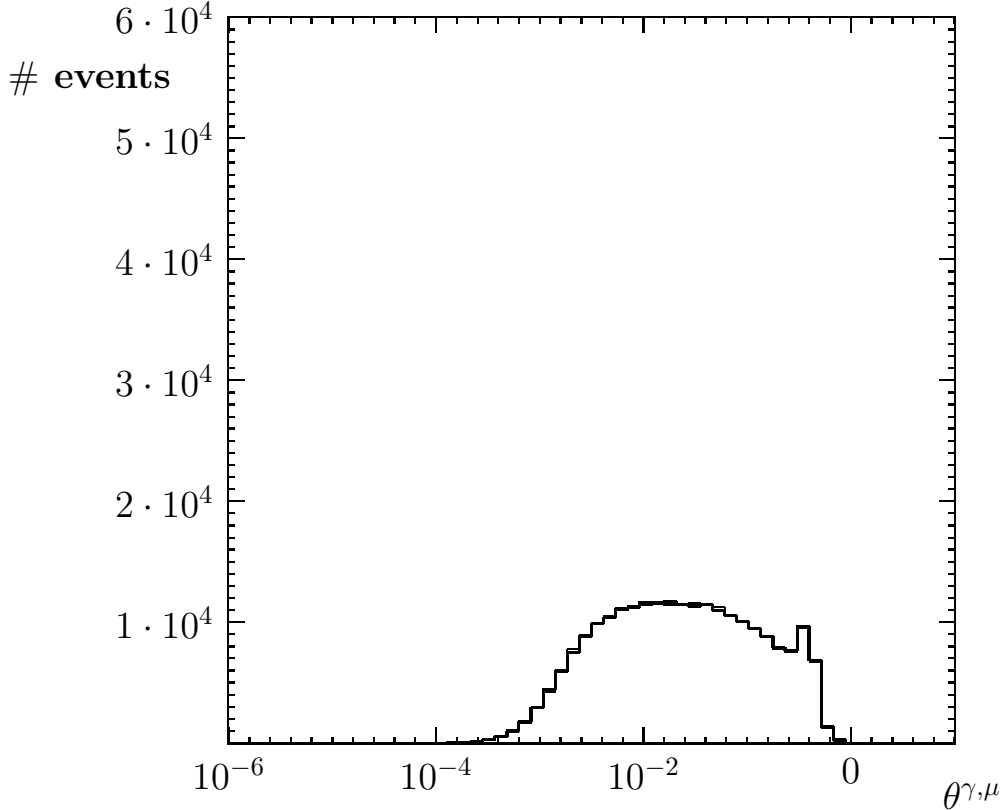


Figure 14: The distribution of the angle in the laboratory frame between photon and the closer muon, as generated from KKMC and PHOTOS; selection cuts are applied, see the text. The intermediate state of virtuality $M_Z+6 \text{ GeV}=97.187 \text{ GeV}$ with the transverse momentum $p_T = 9 \text{ GeV}$ and pseudorapidity $\eta = 2$ was created in the $u\bar{u}$ annihilation. The samples of 40M events were simulated, ratio of the surfaces under distributions is 0.9991. Relatively large (0.1%) difference to unity is typical for the larger values of pseudorapidity. For LO results (see web page [50] for extended results) the ratio for the surfaces, is of the same order, for electrons it is closer to 1. This spectrum feature plateau in rest frame of Z/γ^* state, but boosted to laboratory frame plateau is deformed.

In recent years, additional observables with better experimental resolution and less sensitive to experimental systematic uncertainties have been investigated [55, 56, 57, 58]. The optimal experimental observable to probe the low p_T^Z domain of Z/γ^* production at hadron colliders was found to be ϕ_η^* which is defined as

$$\phi_\eta^* = \tan(\phi_{acop}/2) \cdot \sin(\Theta_\eta^*), \quad (4)$$

where ϕ_{acop} is an azimuthal opening angle between the two leptons and the angle Θ_η^* is the scattering angle of the leptons with respect to the proton beam direction in the rest frame

of the dilepton system. The Θ_η^* angle is defined as

$$\cos(\Theta_\eta^*) = \tanh\left(\frac{\eta^- - \eta^+}{2}\right), \quad (5)$$

where η^- and η^+ are the pseudorapidities of the negatively and positively charged lepton, respectively. The variable ϕ_η^* is correlated to the quantity p_T^Z/m_{ll} , where m_{ll} is the invariant mass of the lepton pair. It therefore probes the same physics as the transverse momentum p_T^Z and can be approximately related to it by $p_T^Z \simeq M_Z \cdot \phi_\eta^*$. From the experimental point of view the variable ϕ_η^* relies entirely on the angle reconstruction of the leptons in pair production, therefore on the tracking devices of high precision.

We have studied the theoretical error on ϕ_η^* distributions due to photonic bremsstrahlung effects. As in Section 4.1 comparison of results from PHOTOS and KKMC generators was performed and stored on web page [50]. Let us list the appropriate cuts and give example results.

We have requested that for both leptons $p_T^l > 20$ GeV and $|\eta^\pm| < 2.4$. Distributions of $\frac{dN(Z \rightarrow l^+l^-)}{d\phi_\eta^*}$ from KKMC and PHOTOS were monitored. As before, the monochromatic samples of $q\bar{q} \rightarrow Z/\gamma^* \rightarrow l^+l^- (n\gamma)$ were generated for two virtualities: $M_Z + 6$ GeV (97.187 GeV) and $M_Z - 4$ GeV (87.187 GeV), for incoming up and down quarks. Generated events were boosted to the laboratory frame assuming fixed p_T^Z and η^Z of intermediate Z/γ^* state. Again the grid of 7 bins in p_T^Z spanning region 0-50 GeV and 4 bins in η^Z spanning from 0-2 was used.

In Fig. 15 an example for one point of (p_T^Z, η^Z) grid is chosen and the ϕ_η^* distribution is shown. An agreement significantly better than 0.1% between KKMC and PHOTOS is observed. For other choices of flavour of incoming quarks, Z/γ^* momentum and virtuality agreement is equally good [50].

4.3 Case of universal kernel

So far, in all numerical results PHOTOS with first order matrix elements as available in C++ version were used both in Z and W decays. If only the universal kernel was used, as available in public FORTRAN PHOTOS version 2.14 or higher, the loss of precision would be noticeable, but the uncertainty calculated with respect of the total rate would remain at 0.2% level, for photonic bremsstrahlung corrections to the shapes of distributions [50]. As in the NLO case, overall normalization factor has to be corrected for separately.

5 Non photonic Final State Bremsstrahlung

In this Section we concentrate on those effects which go beyond multiple photon emissions. They can be divided into three groups. Emission of additional pairs, the effect which certainly belong to final state emissions, effect of interference of initial-final state QED effects and finally all effects which are not directly related to final state radiation, but nonetheless may affect their matrix element calculations.

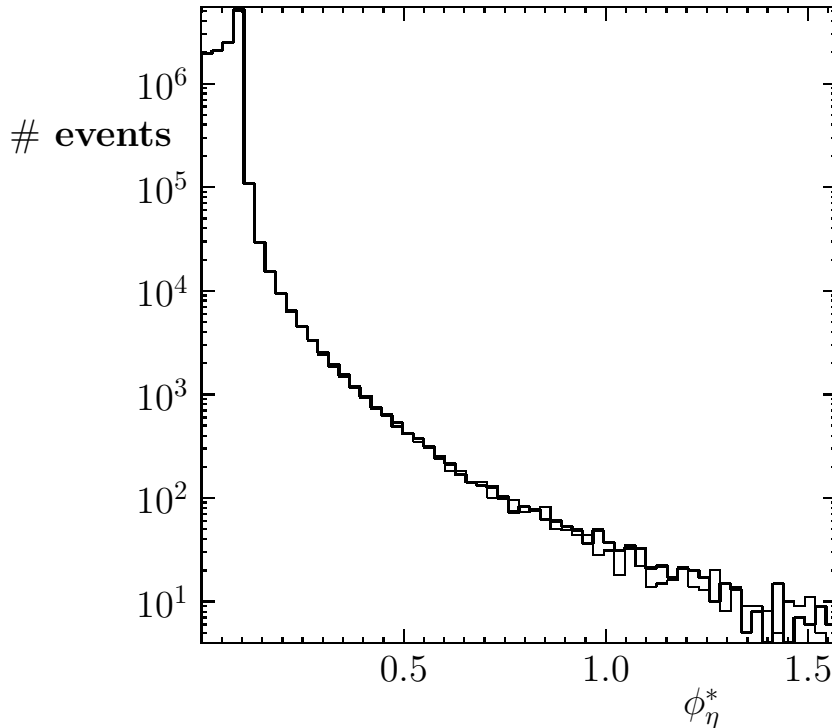


Figure 15: The distribution of the ϕ_η^* in $Z/\gamma^* \rightarrow \mu^+\mu^-(n\gamma)$ as generated from KKMC and PHOTOS; selection cuts are applied, see the text. The intermediate state of virtuality 97.187 GeV with the transverse momentum $p_T = 9$ GeV and pseudorapidity $\eta = 2$ decaying into muon pair was created in the $u\bar{u}$ annihilation. The samples of 40M events were used, ratio of the surfaces under distributions is 0.9991. Relatively large (0.1%) difference to unity is typical for the larger value of pseudorapidity. For LO results (see web page [50] for extended results) the ratio for the surfaces, is of the same order. For electrons, both in LO and NLO cases, this ratio is closer to 1.

5.1 Emission of pairs

Emission of light fermion pairs should be included starting from the second order of QED, *i.e.* from the $\mathcal{O}(\alpha^2)$ corrections. There are two classes of diagrams which need to be taken into account. Emission of real pairs (Fig. 16) and the corresponding correction to the vertex (Fig. 17). These two effects cancel each other to a large degree due to the Kinoshita-Lee-Nauenberg theorem. The generic size of the effect can be expected to be of the order of higher order photonic bremsstrahlung corrections discussed so far. Moreover, it is well known from direct calculations in particular cases that the pair corrections are typically several times smaller than the photonic bremsstrahlung ones in the same order in α . Let us recall that careful studies of pair radiation effects were performed at LEP times [59, 60].

In the context of this paper we will estimate theoretical uncertainty due to neglect of pair effects in the Drell-Yan observables.

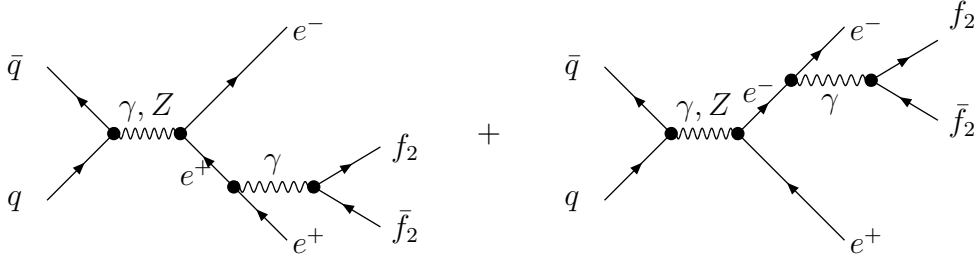


Figure 16: A typical example of real pair correction.

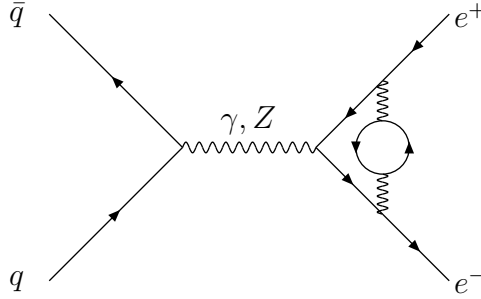


Figure 17: A typical example of virtual pair correction.

The **SANC** integrators allow to perform a quick calculation of the pair corrections within the leading logarithmic approximation. We apply here the formalism of electron structure (fragmentation) functions [30, 31, 32] which describe radiation in the approximation of collinear kinematics.

The leading logarithmic approximation (LLA) was applied to take into account the corrections of the orders $\mathcal{O}(\alpha^n L^n)$, $n = 2, 3$. Let us remind that in the first order $\mathcal{O}(\alpha)$ SANC has the complete calculation. The large logarithm $L = \ln(\mu^2/m_l^2)$ depends on the lepton mass m_l and on the factorization scale μ . The latter is taken to be equal to the cms incoming parton energy (other choices are also possible).

The pure photonic contribution to the non-singlet electron fragmentation function in the collinear leading logarithmic approximation reads:

$$\begin{aligned} \mathcal{D}_{ee}^\gamma(y, L) &= \delta(1-y) + \frac{\alpha}{2\pi}(L-1)P^{(1)}(y) + \frac{1}{2}\left(\frac{\alpha}{2\pi}(L-1)\right)^2 P^{(2)}(y) \\ &+ \frac{1}{6}\left(\frac{\alpha}{2\pi}(L-1)\right)^2 P^{(3)}(y) + \mathcal{O}(\alpha^4 L^4). \end{aligned} \quad (6)$$

Analytic expressions for the relevant higher order splitting functions can be found in Refs. [31, 32].

For numerical evaluations of the splitting functions regularized by the plus prescription, we applied the phase space slicing as follows:

$$P^{(1)}(y) = \left[\frac{1+y^2}{1-y} \right]_+ = \lim_{\Delta \rightarrow 0} \left\{ \delta(1-y) \left(2 \ln \Delta + \frac{3}{2} \right) + \Theta(1-y-\Delta) \frac{1+y^2}{1-y} \right\}, \quad (7)$$

where an auxiliary small parameter Δ is introduced. In actual computations we used $\Delta = 10^{-4}$ and verified the independence of the numerical results from the variations of this parameter, definition of $P^i(y)$, $i > 1$ is given in Ref. [31].

The effect due to emission of real and virtual electron-positron pairs can be estimated using the non-singlet and singlet pair contributions to the LLA electron fragmentation functions:

$$\begin{aligned} \mathcal{D}_{ee}^{\text{pair}}(y, L) &= \left(\frac{\alpha}{2\pi}(L-1) \right)^2 \left[\frac{1}{3}P^{(1)}(y) + \frac{1}{2}R^s(y) \right] + \left(\frac{\alpha}{2\pi}(L-1) \right)^3 \\ &\times \left[\frac{1}{3}P^{(2)}(y) + \frac{4}{27}P^{(1)}(y) + \frac{1}{3}R^s \otimes P^{(1)}(y) - \frac{1}{9}R^s(y) \right] + \mathcal{O}(\alpha^4 L^4). \end{aligned} \quad (8)$$

Expressions for the relevant singlet splitting functions R^s and $R^s \otimes P^{(1)}$ can be found in Ref. [31].

The differential cross section of the neutral current Drell-Yan process with FSR leading logarithmic corrections takes the factorized form

$$\begin{aligned} d^5\sigma_{\text{LLA}}^{\text{FSR}}(p+p \rightarrow X + l^+(y_1 p^+) + l^-(y_2 p^-)) &= d^3\sigma^{\text{Born}}(p+p \rightarrow X + l^+(p^+) + l^-(p^-)) \\ &\times dy_1 (\mathcal{D}^\gamma(y_1, L) + \mathcal{D}^{\text{pair}}(y_1, L)) dy_2 (\mathcal{D}^\gamma(y_2, L) + \mathcal{D}^{\text{pair}}(y_2, L)). \end{aligned} \quad (9)$$

For consistency we expand the product of the fragmentation functions in α and take in only terms of the order $\mathcal{O}(\alpha^2 L^2)$ and $\mathcal{O}(\alpha^3 L^3)$. Terms coming from the product of the photonic and pair parts of the fragmentation functions are treated as a part of pair corrections.

Numerical results for the contribution of pair corrections are presented in Figs. 18-19, for $W \rightarrow l\nu$ decays.

If further improvement in precision would be required, pair emission can be implemented *e.g.* into C++ PHOTOS generator [25].

We assume that in the experimental analysis, there is no specific implicit cut rejecting $Z \rightarrow l^+ l^- f \bar{f}$ events. Our cut on p_T^l may reject some $Z \rightarrow l^+ l^- f \bar{f}$ events, since with the real $f \bar{f}$ pair emission, leptons l will have a somewhat softer energy spectrum. But this require relatively high energy to be carried out by the $f \bar{f}$ pair, the dominant triple logarithmic term will thus cancel between contributions from diagrams of Figs. 16 and 17. Let us stress that special care is needed in case of selection cuts sensitive to the soft, small virtuality and collinear to primary lepton pairs. Only this region of phase space may contribute significantly to pair corrections. Cuts affecting additional leptons of larger energies are thus of no concern.

The direction of the leptons originating from Z decays (and therefore our ϕ_η^* observable) may be affected by partial reconstruction of two leptons (or two hadronized quarks) of the extra pair. Resulting phenomena may be important only if the pair $f \bar{f}$ is not collinear to any of the primary leptons l . Again this represents a non dominant effect, thus substantially below required precision goal of a permille level.

Summarizing, details of pair corrections are still not important for precision tag at the level of 0.1-0.2%.

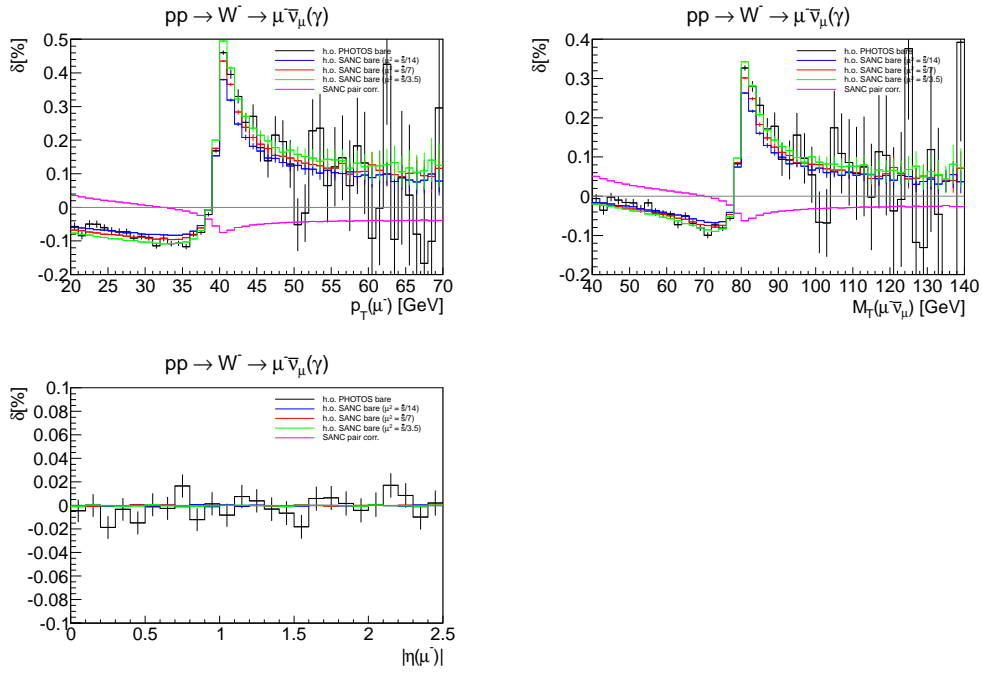


Figure 18: Higher order photonic and pair corrections (δ in %) for basic distributions from PYTHIA+PHOTOS and SANC in $W^- \rightarrow \mu^- \bar{\nu}$ decay.

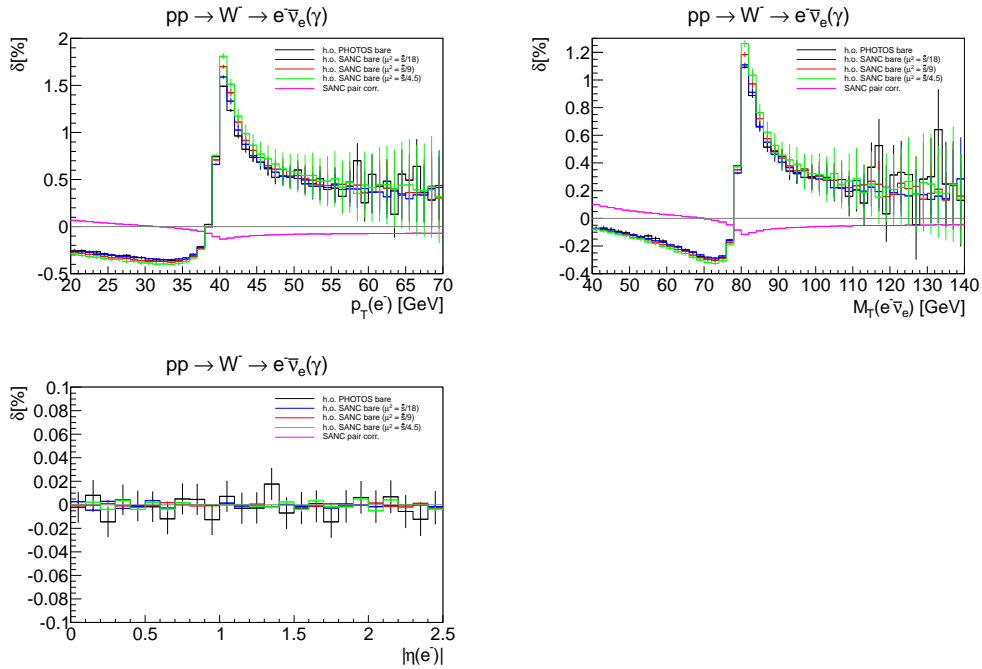


Figure 19: Higher order photonic and pair corrections (δ in %) for basic distributions from PYTHIA+PHOTOS and SANC in $W^- \rightarrow e^- \bar{\nu}$ decay.

5.2 Initial-Final state bremsstrahlung interference

The effect of QED-type interference between spin amplitudes for emission from the initial and final states represents important, even if numerically small, class of corrections. Even if separation of the initial and final state bremsstrahlung at the spin amplitude level is clear, large interference effects may make this separation of limited practical convenience. However in certain approaches interferences can be combined with QED final state effects in a convenient way.

Before we will present numerical results, let us recall first some details of the discussion from LEP times, see Ref. [59]. The discussion was devoted to energies higher than resonance peak, that is why interference cancellations as explained *e.g.* in [61, 62] did not apply. In the case of discussed in this paper LHC observables, oriented on production of W and Z resonances, such suppression is nonetheless expected. The reason is of a physical origin; time separation between boson production and decay. However, as a consequence of the uncertainty principle this suppression can be broken with strong event selection cuts if these cuts would constrain the final state energies.

In the studies of Drell-Yan processes at LHC one can restrict discussion of the interference to the first order only. On the technical level control of the QED $\mathcal{O}(\alpha)$ interference contribution is realized in the SANC Monte Carlo integrator rather simply. The corresponding effect is computed by switching a respective flag in the code.

For the W decays similar arguments related to intermediate state life-time apply. In this case however, size of corrections is calculation scheme dependent, *i.e.* depend on the way how diagrams of photon emission off W line are treated. Studies with SANC demonstrated that the interference is below 0.1% for LHC applications. They were completed not only for W but for Z as well, see *e.g.* [63].

Let us show in Fig. 20, as an example, corrections from interference to the ϕ_η^* observable discussed previously. The effect is small, below 0.1% for $\phi_\eta^* < 0.15$ and rises to 0.5% for $\phi_\eta^* \simeq 0.3$. Recent measurement from ATLAS collaboration [51] of ϕ_η^* observable extends to 1.3 but with large so far, statistical errors in range $\phi_\eta^* > 0.2$. If precision requirements would become more demanding, the effect should be included together with the FSR corrections. At present, size of the interference effect can be used to estimate the size of the corresponding theoretical uncertainty due to its omission.

We can conclude that the initial-final state interference does not represent a problem for separating final state photonic bremsstrahlung from the remaining electroweak corrections in processes of W and Z production at LHC. This conclusion is justified for the precision of 0.1%, but it will have to be studied in more detail for more exclusive configurations, like *e.g.* larger values of ϕ_η^* distribution or for observables defined for off peak regions of lepton pair invariant masses.

5.3 Relations with other electroweak and hadronic interactions

In calculation of final state radiation matrix element, dependence on the direction of incoming quarks is present. However one can see from [42] that such effects due to *e.g.* initial

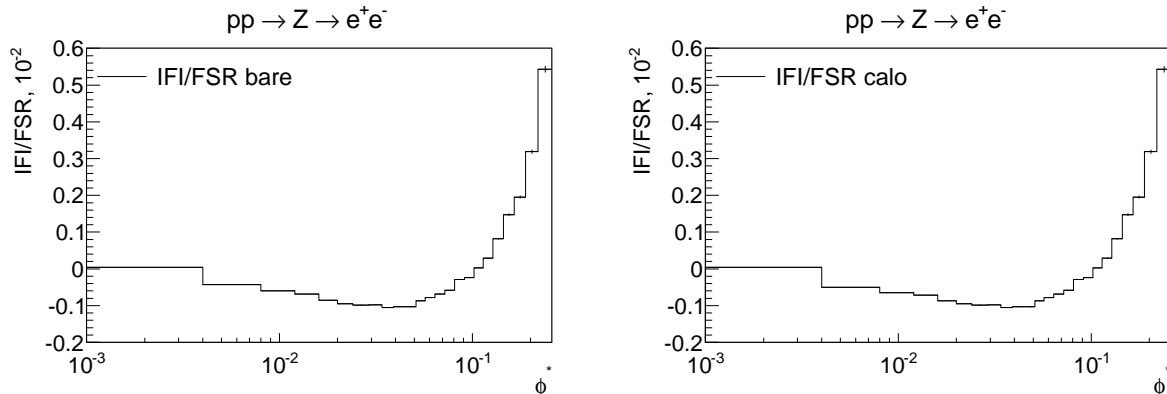


Figure 20: IFI/FSR ratio in Z decay for ϕ^* distribution. For $\phi_\eta^* > 0.2$ interference effects become sizable.

state interactions, affect numerical results for final state bremsstrahlung in a minor way, through the term which is in itself at the permille level, thus well below present precision requirement of 0.1%.

For decays of narrow width states or when gauge symmetry can be used to separate phenomena from other parts of the interactions, there are no major difficulties to identify QED effects at the spin amplitude level. In the general case, QED FSR can be defined and its systematic error can be discussed as well. However, if *e.g.* contribution of diagrams featuring t-channel exchange of bosons complicate the separation, discussion of systematic errors of other parts of calculations may become scheme dependent. Our discussion on QED FSR corrections only will nonetheless be still useful for experimental applications.

6 Summary

We have addressed question of theoretical error for predictions of QED final state bremsstrahlung in decays of W and Z bosons, used in precision measurements at LHC experiments.

Tests and comparisons of `PHOTOS` versus `SANC` programs for final state photonic bremsstrahlung were performed in realistic conditions. Hard processes and initial state hadronic interactions were simulated with the help of `PYTHIA8` [64] Monte Carlo program, for results with `PHOTOS`. For `SANC` its own set-up was used. Related differences in electroweak Born-level processes required careful tuning until agreement was established.

We have started our discussion with technical tests and results obtained at the first order. Separation into QED FSR and remaining electroweak corrections have been studied and verified at the spin amplitude level. We have checked that in `PHOTOS` and `SANC` numerically compatible, down to 0.01% precision level, schemes of such separation were defined. This agreement confirms proper installation of matrix elements and numerical stability of `SANC` and `PHOTOS` as well. Then the comparison was repeated after allowing multi-photon emission in both programs. An agreement necessary to estimate systematic

error in implementation of QED FSR photonic bremsstrahlung for the precision level of 0.1% was found. This conclusion holds for the decays of intermediate states, produced from annihilation of light quarks, predominantly close to the W and Z resonance peaks but with tails of the distributions taken into account. The conclusion holds if NLO kernel is active in PHOTOS and for SANC multiphoton option. For PHOTOS with the LO kernel theoretical precision is estimated to be 0.2%. This conclusion is limited to effects resulting from shapes of distributions and for the selection cuts discussed in the paper. In principle, whenever new type of cuts is applied such comparison needs to be repeated. Effects on normalization have to be taken into account independently, either as part of genuine electroweak corrections (thanks to the proper choice of μ_{PW} in W decays), or as a simple overall factor, like $(1 + \frac{3}{4}\frac{\alpha}{\pi})$ in case of the Z decay.

We have estimated the size of the higher orders QED photonic bremsstrahlung corrections using other programs. The KKMC [9, 65] Monte Carlo program of LEP era, featuring exclusive exponentiation and second order matrix element for final state photonic bremsstrahlung was used for reference results. With the help of this program monochromatic intermediate Z/γ^* states of fixed virtuality were produced from annihilation of light quarks. This provided interesting test while grid of predefined values of (p_T, η) was populated, in particular for ϕ_η^* observable. The differences versus NLO PHOTOS was found below 0.1% (0.2% for PHOTOS kernel restricted to LO only).

Interferences of QED FSR with QED ISR was found to be below 0.1% for selected W and Z observables, as expected from the physics arguments. Separation of FSR radiation from the remaining electroweak effects is of a practical importance as it facilitate phenomenological work. Our calculation schemes are convenient from that point of view. Interference effect was found to be below required precision level.

We estimate precision level of photonic final state corrections at 0.1%. With such precision tag separation of QED FSR from the rest of the process can be used for the sake of detector studies on final state leptons. Such detector studies represent also a well defined segment in comparison of theoretical predictions with the measured data. One exception is ϕ_η^* distribution in region of large $\phi_\eta^* > 0.15$. Already at $\phi_\eta^* \simeq 0.3$ interference reach 0.5%. In this region of phase space spin amplitudes for bremsstrahlung in initial and final state become gradually of comparable size. Emission of additional pairs was discussed as well and a size of effect was estimated at 0.1% level.

We estimate an overall systematic error for FSR implementation in PHOTOS and SANC at 0.2% (0.3% for PHOTOS with LO kernel). Further improvement of precision is possible, but requires more detailed discussion. Details of experimental acceptance have to be taken into account.

At a margin of the discussion we entered investigation of dependence on scheme specific parameters such as electromagnetic factorization scale μ^2 or photon energy threshold $k_0 = \epsilon$ used in fixed order simulations. This may be of some interest for further studies of uncertainties resulting from some choices of matching of FSR with hard process and/or initial state interactions and/or hard emission matrix elements.

Acknowledgments

Part of this work devoted to observable of ϕ_{η}^* angle has been inspired by the discussion with Lucia di Ciaccio Elzbieta Richter-Was and other members of ATLAS LAPP-Annecey group, continuous encouragements and comments on intermediate steps of the work are acknowledged. Work was performed in frame of IN2P3 collaboration between Krakow and Annecey. Useful discussion with Ashuthos Kotwal on distributions of importance for benchmarking algorithm in context of its reliability for the simulations of importance for CDF W mass measurements is to be mentioned as well.

References

- [1] ATLAS Collaboration Collaboration, G. Aad *et al.*, *Phys.Lett.* **B716** (2012) 1–29, 1207.7214.
- [2] ATLAS Collaboration Collaboration, N. Besson, M. Boonekamp, E. Klinkby, and T. Petersen.
- [3] CDF Collaboration Collaboration, T. Aaltonen *et al.*, *Phys.Rev.Lett.* **104** (2010) 201801, 0912.4500.
- [4] CDF Collaboration Collaboration, T. Aaltonen *et al.*, *Phys.Rev.Lett.* **108** (2012) 151803, 1203.0275.
- [5] G. Aad *et al.* [ATLAS Collaboration], JINST **3**, S08003 (2008).
- [6] ATLAS Collaboration Collaboration, G. Aad *et al.*, *Eur.Phys.J.* **C72** (2012) 1909, 1110.3174.
- [7] [ATLAS Collaboration], “Muon Momentum Resolution in First Pass Reconstruction of pp Collision Data Recorded by ATLAS in 2010,” ATLAS-CONF-2011-046.
- [8] D. Y. Bardin and G. Passarino, “The standard model in the making: Precision study of the electroweak interactions,” (International series of monographs on physics. 104)
- [9] S. Jadach, B. Ward, and Z. Was, *Comput.Phys.Commun.* **130** (2000) 260–325, hep-ph/9912214.
- [10] M. Bohm, H. Spiesberger, and W. Hollik, *Fortsch.Phys.* **34** (1986) 687–751.
- [11] G. Altarelli, (Ed.), T. Sjostrand, (Ed.) and F. Zwirner, (Ed.), “Physics at LEP2: Vol. 1,” REPORT-NUM-CERN-96-01.
- [12] G. Altarelli, (Ed.), T. Sjostrand, (Ed.) and F. Zwirner, (Ed.), “Physics at LEP2: Vol.2,” CERN-96-01.

- [13] D. Bardin, S. Jadach, T. Riemann, and Z. Was, *Eur.Phys.J.* **C24** (2002) 373–383, hep-ph/0110371.
- [14] Z. Was, *Eur.Phys.J.* **C44** (2005) 489–503, hep-ph/0406045.
- [15] CDF Collaboration, D0 Collaboration Collaboration, T. E. W. Group, 1204.0042.
- [16] P. Richardson, R. Sadykov, A. Sapronov, M. Seymour, and P. Skands, *JHEP* **1206** (2012) 090, 1011.5444.
- [17] A. Buckley, J. Butterworth, S. Gieseke, D. Grellscheid, S. Hoche, *et al.*, *Phys.Rept.* **504** (2011) 145–233, 1101.2599.
- [18] G. Altarelli, (Ed.), R. Kleiss, (Ed.) and C. Verzegnassi, (Ed.), Geneva, Switzerland: CERN (1989) 453 p. CERN Geneva - CERN 89-08 (89,rec.Dec.) 453 p
- [19] G. Altarelli, (Ed.), R. Kleiss, (Ed.) and C. Verzegnassi, (Ed.), “Z Physics At Lep-1. Proceedings, Workshop, Geneva, Switzerland, September 4-5, 1989. Vol. 2: Higgs Search And New Physics,” Geneva, Switzerland: CERN (1989) 211 p. CERN Geneva - CERN 89-08 (89,rec.Dec.) 211 p
- [20] G. Altarelli, (Ed.), R. Kleiss, (Ed.) and C. Verzegnassi, (Ed.), “Z Physics At Lep-1. Proceedings, Workshop, Geneva, Switzerland, September 4-5, 1989. Vol. 3: Event Generators And Software,” Geneva, Switzerland: CERN (1989) 340 p. CERN Geneva - CERN 89-08 (89,rec.Dec.) 340 p
- [21] A. Andonov, A. Arbuzov, D. Bardin, S. Bondarenko, P. Christova, *et al.*, *Comput.Phys.Commun.* **174** (2006) 481–517, hep-ph/0411186.
- [22] E. Barberio, B. van Eijk, and Z. Was, *Comput.Phys.Commun.* **66** (1991) 115–128.
- [23] E. Barberio and Z. Was, *Comput.Phys.Commun.* **79** (1994) 291–308.
- [24] P. Golonka and Z. Was, *Eur.Phys.J.* **C45** (2006) 97–107, hep-ph/0506026.
- [25] N. Davidson, T. Przedzinski, and Z. Was, 1011.0937.
- [26] A. Andonov, A. Arbuzov, D. Bardin, S. Bondarenko, P. Christova, *et al.*, *Comput.Phys.Commun.* **181** (2010) 305–312, 0812.4207.
- [27] A. Arbuzov, D. Bardin, S. Bondarenko, P. Christova, L. Kalinovskaya, *et al.*, *Eur.Phys.J.* **C46** (2006) 407–412, hep-ph/0506110.
- [28] A. Arbuzov, D. Bardin, S. Bondarenko, P. Christova, L. Kalinovskaya, *et al.*, *Eur.Phys.J.* **C54** (2008) 451–460, 0711.0625.
- [29] A. Arbuzov and R. Sadykov, *J.Exp.Theor.Phys.* **106** (2008) 488–494, 0707.0423.

- [30] E. Kuraev and V. S. Fadin, *Sov.J.Nucl.Phys.* **41** (1985) 466–472.
- [31] M. Skrzypek, *Acta Phys.Polon.* **B23** (1992) 135–172.
- [32] A. Arbuzov, *Phys.Lett.* **B470** (1999) 252–258, hep-ph/9908361.
- [33] A. Andonov, A. Arbuzov, S. Bondarenko, P. Christova, V. Kolesnikov, *et al.*, *Phys.Part.Nucl.Lett.* **4** (2007) 451–460.
- [34] A. Andonov, A. Arbuzov, S. Bondarenko, P. Christova, V. Kolesnikov, *et al.*, *Phys.Atom.Nucl.* **73** (2010) 1761–1769, 0901.2785.
- [35] D. Bardin, S. Bondarenko, P. Christova, L. Kalinovskaya, L. Rumyantsev, *et al.*, *JETP Lett.* **96** (2012) 285–289, 1207.4400.
- [36] C. Carloni Calame, G. Montagna, O. Nicrosini, and A. Vicini, *JHEP* **0710** (2007) 109, 0710.1722.
- [37] U. Baur and D. Wackerth, *Phys.Rev.* **D70** (2004) 073015, hep-ph/0405191.
- [38] S. Jadach, B. Ward, and Z. Was, *Comput.Phys.Commun.* **79** (1994) 503–522.
- [39] G. Altarelli, (Ed.), R. Kleiss, (Ed.), and C. Verzegnassi, (Ed.), CERN-89-08-V-3.
- [40] M. Dobbs and J. B. Hansen, *Comput.Phys.Commun.* **134** (2001) 41–46.
- [41] G. Nanava and Z. Was, *Eur.Phys.J.* **C51** (2007) 569–583, hep-ph/0607019.
- [42] P. Golonka and Z. Was, *Eur.Phys.J.* **C50** (2007) 53–62, hep-ph/0604232.
- [43] G. Nanava, Q. Xu, and Z. Was, *Eur.Phys.J.* **C70** (2010) 673–688, 0906.4052.
- [44] Q. Xu and Z. Was, *Eur. Phys. J. C* **72**, 2158 (2012) [arXiv:1201.0189 [hep-ph]].
- [45] E. Richter-Was, *Z.Phys.* **C61** (1994) 323–340.
- [46] E. Richter-Was, *Z.Phys.* **C64** (1994) 227–240.
- [47] LCG project <http://sftweb.cern.ch/generators/> <http://lcg.web.cern.ch/LCG/>.
- [48] L. Barze, G. Montagna, P. Nason, O. Nicrosini, and F. Piccinini, *JHEP* **1204** (2012) 037, 1202.0465.
- [49] S. Yost, V. Halyo, M. Hejna, and B. Ward, 1201.5906.
- [50] <http://annapurna.ifj.edu.pl/~wasm/phNLO.htm>.
- [51] ATLAS Collaboration Collaboration, G. Aad *et al.*, 1211.6899.

- [52] ATLAS Collaboration Collaboration, G. Aad *et al.*, *Phys.Rev.Lett.* **107** (2011) 272002, 1108.1582.
- [53] ATLAS Collaboration Collaboration, G. Aad *et al.*, *Phys.Lett.* **B705** (2011) 415–434, 1107.2381.
- [54] CMS Collaboration Collaboration, S. Chatrchyan *et al.*, *Phys.Rev.* **D85** (2012) 032002, 1110.4973.
- [55] M. Boonekamp and M. Schott, *JHEP* **1011** (2010) 153, 1002.1850.
- [56] M. Vesterinen and T. Wyatt, *Nucl.Instrum.Meth.* **A602** (2009) 432–437, 0807.4956.
- [57] A. Banfi, S. Redford, M. Vesterinen, P. Waller, and T. Wyatt, *Eur.Phys.J.* **C71** (2011) 1600, 1009.1580.
- [58] A. Banfi, M. Dasgupta, and S. Marzani, *Phys.Lett.* **B701** (2011) 75–81, 1102.3594.
- [59] Two Fermion Working Group Collaboration, M. Kobel *et al.*, hep-ph/0007180.
- [60] A. Arbuzov, *JHEP* **0107** (2001) 043, hep-ph/9907500.
- [61] S. Jadach and Z. Was, *Phys.Lett.* **B219** (1989) 103.
- [62] S. Jadach, B. Pietrzyk, E. Tournefier, B. Ward, and Z. Was, *Phys.Lett.* **B465** (1999) 254–259, hep-ph/9907547.
- [63] ATLAS Collaboration Collaboration, G. Aad *et al.*, *Phys.Rev.* **D85** (2012) 072004, 1109.5141.
- [64] T. Sjostrand, S. Mrenna, and P. Skands, *Comput. Phys. Commun.* **178** (2008) 852–867, 0710.3820.
- [65] S. Jadach, B. Ward, and Z. Was, *Phys.Rev.* **D63** (2001) 113009, hep-ph/0006359.