

Revisiting f_B and $\bar{m}_b(\bar{m}_b)$ from HQET spectral sum rules

Stephan Narison^a

^aLaboratoire Particules et Univers de Montpellier, CNRS-IN2P3, Case 070, Place Eugène Bataillon, 34095 - Montpellier, France.

Abstract

Using recent values of the QCD (non-) perturbative parameters given in Table 1, we reconsider the extraction of f_B and the on-shell mass M_b from HQET Laplace spectral sum rules known to N2LO PT series and including dimension 7 condensates in the OPE. We especially study the convergence of the PT series, the effects on “different spectral sum rules data” of the continuum threshold and subtraction point varied in a larger range than in the existing literature and include in the error an estimate of the N3LO PT series based on a geometric growth of the PT series. We obtain the Renormalization Group Invariant (RGI) *universal coupling* : $\hat{f}_B^\infty = 0.416(60) \text{ GeV}^{3/2}$ in the static limit $M_b \rightarrow \infty$ and the physical decay constant including $1/M_b$ corrections: $f_B^{\text{hqet}} = 199(29) \text{ MeV}$. Using the ratio of sum rules, we obtain, to order α_s^2 , the running mass $\bar{m}_b(\bar{m}_b) = 4213(59) \text{ MeV}$. The previous results are in good agreement with the ones from QCD spectral sum rules (QSSR) in full QCD to the same order from the same channel [1]: $f_B^{\text{qcd}} = 206(7) \text{ MeV}$ and $\bar{m}_b(\bar{m}_b)^{\text{qcd}} = 4236(69) \text{ MeV}$.

Keywords: QCD spectral sum rules, meson decay constants, heavy quark masses, heavy quark effective theory.

1. Introduction

The (pseudo)scalar meson decay constants f_P are of prime interests for understanding the realizations of chiral symmetry in QCD. In addition to the well-known values of $f_\pi = 130.4(2) \text{ MeV}$ and $f_K = 156.1(9) \text{ MeV}$ [3] which control the light flavour chiral symmetries, it is also desirable to extract the ones of the heavy-light charm and bottom quark systems with high-accuracy. These decay constants are normalized through the matrix element:

$$\langle 0 | J_{qQ}^P(x) | P \rangle = f_P M_P^2, \quad (1)$$

where:

$$J_{qQ}^P(x) \equiv (m_q + M_Q) \bar{q}(i\gamma_5) Q, \quad (2)$$

is the local heavy-light pseudoscalar current; $q \equiv d, s$; $Q \equiv c, b$; $P \equiv D_{(s)}, B_{(s)}$ and where f_P is related to the leptonic width:

$$\Gamma(P^+ \rightarrow l^+ \nu_l) = \frac{G_F^2}{8\pi} |V_{Qq}|^2 f_P^2 m_l^2 M_P \left(1 - \frac{m_l^2}{M_P^2}\right)^2, \quad (3)$$

where m_l is the lepton mass and $|V_{Qq}|$ the CKM mixing angle. In a recent analysis [1], we have revised the extraction of these heavy-light decay constants in full QCD [1] using QCD spectral sum rules [4–9]. Here, we pursue the analysis by revisiting the determination of f_B from HQET spectral sum rules. In so doing, we shall explicitly analyze the influence on the results of the subtraction point μ and of the continuum threshold t_c . We shall also use (besides recent determinations of the QCD input parameters) the new precise value of m_b from the Υ sum rules [2]. In addition, we shall re-extract the meson-quark mass difference using HQET sum rules from which we shall deduce the running b -quark mass.

2. HQET preliminaries

HQET spectral sum rules have been initially used by Shuryak [11] using a non-relativistic ¹ version of the NSVZ [12] sum rules in the large M_b limit. Shuryak’s sum rule has been applied later on in HQET [13] by several authors [14–20]. The most important input in the analysis of HQET sum rule is the local heavy-light quark axial-vector current of the full QCD theory which can be expressed as an OPE of the HQET operators \tilde{O}_n in the inverse of the heavy quark mass:

$$J_A^\mu(x, M_b) = C_b \left(\frac{M_b}{\mu}, \alpha_s(\mu) \right) \tilde{J}_A^\mu(x, M_b = \infty) + \sum_{n=1} C_n \left(\frac{M_b}{\mu}, \alpha_s(\mu) \right) \frac{\tilde{O}_n(M_b = \infty, \mu)}{M_b^n}, \quad (4)$$

where : $\tilde{J}_A^\mu \equiv \bar{q} \gamma^\mu \gamma^5 h_\nu$ is the quark current in HQET built from a light antiquark field \bar{q} and a properly normalized heavy quark field h_ν [13], $C_{b,n}$ are Wilson coefficients and M_b is the on-shell b -quark mass. Using a non-covariant normalization of hadronic states [21], one can define an universal coupling in the static limit:

$$\langle 0 | \tilde{J}_A^\mu | P(v) \rangle = \frac{i}{\sqrt{2}} \tilde{f}_{\text{stat}} v^\mu. \quad (5)$$

The coefficient function $C_b(M_b/\mu, \alpha_s(\mu))$ is obtained by requiring that HQET reproduces the full QCD theory at $\mu = M_b$. It has been obtained to order α_s in [17] and to order α_s^2 in [22]. It reads in the \overline{MS} -scheme:

$$C_b(M_b) = 1 - \frac{2}{3} a_s(M_b) + a_s^2(M_b) \left[-\frac{1871}{1729} - \frac{17\pi^2}{72} \right]$$

¹Some earlier attempt to use a non-relativistic approach for estimating f_D can e.g. be found in [10].

Email address: snarison@yahoo.fr (Stephan Narison)

$$-\frac{\pi^2}{18} \ln 2 - \frac{11}{36} \zeta(3) + n_l \left(\frac{47}{36} + \pi^2 \right) \Bigg], \quad (6)$$

with : $a_s \equiv \alpha_s/\pi$. The HQET current \tilde{J}_A^μ acquires anomalous dimension, which reads to $O(\alpha_s^2)$ [13, 23, 24] (in our normalizations) for n_l flavours:

$$\begin{aligned} \gamma &\equiv \gamma_1 a_s + \gamma_2 a_s^2 + \dots, \\ \gamma_1 &= 1, \quad \gamma_2 = \frac{127}{72} + \frac{7\pi^2}{54} - \frac{5}{36} n_l. \end{aligned} \quad (7)$$

Therefore, the universal coupling scales as:

$$\tilde{f}_{stat}(\mu) = \frac{R_b(M_b)}{R_b(\mu)} \tilde{f}_{stat}(M_b), \quad (8)$$

with:

$$R_b(\mu) = (\alpha_s(\mu))^{-\gamma_1/\beta_1} \left[1 - \left(\frac{\gamma_2}{\beta_1} - \gamma_1 \frac{\beta_2}{\beta_1^2} \right) a_s(\mu) \right], \quad (9)$$

where the two first coefficients of the β functions are:

$$\beta_1 = -\frac{1}{2} \left(11 - \frac{2}{3} n_l \right), \quad \beta_2 = -\frac{1}{4} \left(51 - \frac{19}{3} n_l \right). \quad (10)$$

The *universal* coupling is connected to the physical decay constant as:

$$f_B \sqrt{M_B} = C_b(M_b) \tilde{f}_{stat}(M_b) + O(1/M_b). \quad (11)$$

It is also convenient to introduce the *universal* Renormalization Group Invariant (RGI) current and the associated coupling:

$$\hat{J}^\mu = R_b(\mu) \tilde{J}^\mu(\mu), \quad \hat{f}_B = R_b(\mu) \tilde{f}_{stat}(\mu), \quad (12)$$

which we shall estimate in the following.

3. HQET spectral sum rules for \hat{f}_B in the static limit

We shall be concerned with the universal RGI 2-point-function²:

$$\hat{\Pi}(q^2 \equiv -Q^2) = i \int d^4x e^{iqx} \langle 0 | \hat{J}(x) \hat{J}^\dagger(0) | 0 \rangle \quad (13)$$

for determining the coupling \hat{f}_B using QCD spectral sum rules (QSSR). Like in the case of the full theory, we can use either the Laplace (LSR) [4, 26, 27]:

$$\begin{aligned} \mathcal{L}(\tau, \mu) &\equiv \lim_{Q^2, n \rightarrow \infty} \frac{(-Q^2)^n}{n! Q^2 \equiv \tau} \frac{\partial^n \hat{\Pi}}{(\partial Q^2)^n} \\ &= \tau \int_{M_b^2}^{\infty} dt e^{-t\tau} \frac{1}{\pi} \text{Im} \hat{\Pi}(t, \mu), \end{aligned} \quad (14)$$

or the $Q^2 = 0$ Moments sum rules (MSR) [4]:

$$\mathcal{M}^{(n)}(\mu) \equiv \frac{(-1)^n}{n!} \frac{\partial^n \hat{\Pi}}{(\partial Q^2)^n} \Big|_{Q^2=0} = \int_{M_b^2}^{\tau_c} \frac{dt}{t^{n+2}} \frac{1}{\pi} \text{Im} \hat{\Pi}(t, \mu). \quad (15)$$

However, the use of the $Q^2 = 0$ -moment sum rules is rather delicate as they do not have a proper infinite heavy quark mass limit. We shall not consider these sum rules here³. For the present analysis, it is convenient to introduce respectively the soft scale, the meson-quark mass-difference and the HQET Laplace sum rule variable:

$$\omega = \frac{(q^2 - M_b^2)}{M_b}, \quad \Delta M = \frac{(M_B^2 - M_b^2)}{M_b}, \quad \tau_H = \tau M_b, \quad (16)$$

where M_b is the on-shell quark mass and τ is the usual LSR variable used in the full QCD theory and has the dimension of GeV^{-2} . As usual, we parametrize the spectral function using the Minimal Duality Ansatz (MDA):

$$\frac{1}{\pi} \text{Im} \hat{\Pi}(t) \simeq \hat{f}_B^2 \delta(t - M_B^2) + \text{“QCD cont.”} \theta(t - t_c), \quad (17)$$

where the accuracy for the sum rule approaches has been explicitly tested from heavy quarkonia systems in [1]. The perturbative (PT) expression of the spectral function related to the current $\tilde{J}^\mu(x)$ has been evaluated to order $O(\alpha_s)$ (NLO) in [17] and to $O(\alpha_s^2)$ (N2LO) in [28]. It reads:

$$\begin{aligned} \text{Im} \tilde{\Pi}_{PT}(\omega) &= \frac{3\omega^2}{8\pi} \left\{ 1 + a_s(\mu) \left(\frac{17}{3} + \frac{4\pi^2}{9} + L_\omega \right) \right. \\ &\quad + a_s^2(\mu) \left[99(15) + \left(\frac{1657}{72} + \frac{97\pi^2}{54} \right) L_\omega \right. \\ &\quad + \frac{15}{8} L_\omega^2 + n_l \left[-3.6(4) \right. \\ &\quad \left. \left. - \left(\frac{13}{12} + \frac{2\pi^2}{27} \right) L_\omega - \frac{L_\omega^2}{12} \right] \right\}, \end{aligned} \quad (18)$$

with: $L_\omega \equiv \ln(\mu^2/\omega^2)$ and $\hat{\Pi}_{PT}(\omega) \equiv R_b^2(\mu) \tilde{\Pi}_{PT}(\omega)$. We estimate the $O(\alpha_s^3)$ (N3LO) by assuming the geometric growth of the PT series [29] as a dual to the effect of a $1/q^2$ term [30, 31] which parametrizes the UV renormalon contributions. NP corrections up to dimension 7 condensates has been obtained in [16, 32]. Including all the previous corrections, the sum rule reads for $M_b \rightarrow \infty$:

$$\hat{f}_B^2 = e^{\tau_H \Delta M} R_b^2(\mu) \left[\frac{1}{\pi} \int_0^{\omega_c} d\omega e^{-\omega \tau_H} \text{Im} \tilde{\Pi}_{PT}(\omega) + NP \right], \quad (19)$$

where: $\omega_c = (t_c - M_b^2)/M_b$ and:

$$\begin{aligned} NP(\mu) &= -\langle \bar{u}u \rangle(\mu) \left[1 + 2a_s(\mu) - \frac{M_0^2}{4} \tau_H^2 + \frac{\pi \langle \alpha_s G^2 \rangle}{18} \tau_H^4 \right] \\ &\quad + \left(\pi \rho \langle \bar{u}u \rangle^2 - \frac{3g \langle G^3 \rangle}{356\pi^2} \right) \frac{2}{81} \tau_H^3. \end{aligned} \quad (20)$$

4. The QCD input parameters

The QCD parameters which shall appear in the following analysis will be the on-shell bottom quark mass M_b (we shall

²In HQET Lorentz structure is unimportant and it is only the parity which counts such that we shall omit it in the following.

³Some attempts to use $Q^2 = 0$ -moment sum rules can be found in [20].

neglect the light quark masses $q \equiv u$ here and in the following), the light quark condensate $\langle \bar{q}q \rangle$, the gluon condensates $\langle g^2 G^2 \rangle \equiv \langle g^2 G_{\mu\nu}^a G_{\mu\nu}^{a\prime} \rangle$ and $\langle g^3 G^3 \rangle \equiv \langle g^3 f_{abc} G_{\mu\nu}^a G_{\nu\rho}^b G_{\rho\mu}^c \rangle$, the mixed condensate $\langle \bar{q}g\sigma Gq \rangle \equiv \langle \bar{q}g\sigma^{\mu\nu}(\lambda_a/2)G_{\mu\nu}^a q \rangle = M_0^2 \langle \bar{q}q \rangle$ and the four-quark condensate $\rho \langle \bar{q}q \rangle^2$, where $\rho \simeq 2$ indicates the deviation from the four-quark vacuum saturation. Their values are given in Table 1. We shall work with the running light quark parameters known to order α_s^3 [6, 7, 33]:

$$\begin{aligned}\bar{m}_{q,Q}(\mu) &= \hat{m}_{q,Q}(-\beta_1 a_s)^{-2/\beta_1} \times C(a_s) \\ \langle \bar{q}q \rangle(\mu) &= -\hat{\mu}_q^3 (-\beta_1 a_s)^{2/\beta_1} / C(a_s) \\ \langle \bar{q}g\sigma Gq \rangle(\mu) &= -M_0^2 \hat{\mu}_q^3 (-\beta_1 a_s)^{1/3\beta_1} / C(a_s),\end{aligned}\quad (21)$$

$\hat{m}_{q,Q}$ is the RGI quark mass, $\hat{\mu}_q$ is spontaneous RGI light quark condensate [34]. The QCD correction factor $C(a_s)$ in the previous expressions is numerically:

$$\begin{aligned}C(a_s) &= 1 + 0.8951a_s + 1.3715a_s^2 + \dots : n_f = 3, \\ &= 1 + 1.1755a_s + 1.5008a_s^2 + \dots : n_f = 5,\end{aligned}\quad (22)$$

which shows a good convergence. We shall use:

$$\alpha_s(M_\tau) = 0.325(8) \implies \alpha_s(M_Z) = 0.1192(10) \quad (23)$$

from τ -decays [35, 36], which agree perfectly with the world average 2012 [37, 38]:

$$\alpha_s(M_Z) = 0.1184(7). \quad (24)$$

The value of the running $\langle \bar{q}q \rangle$ condensate is deduced from the value of $(\bar{m}_u + \bar{m}_d)(2) = (7.9 \pm 0.6)$ MeV obtained in [39, 40] and the well-known GMOR relation: $(m_u + m_d)\langle \bar{u}u + \bar{d}d \rangle = -m_\pi^2 f_\pi^2$. We shall use the value of the RGI spontaneous mass to order α_s for consistency with the known α_s correction in the OPE:

$$\hat{\mu}_u = 251(6) \text{ MeV}. \quad (25)$$

The values of the running \overline{MS} mass $\bar{m}_b(m_b)$ recently obtained in Ref. [2] from bottomium sum rules, will also be used⁴. Using the relation between the running $\bar{m}_b(\bar{m}_b) = 4177(11)$ MeV from the Υ -systems [2] and the on-shell (pole) M_b masses (see e.g. [6, 7, 28]), one can deduce to order α_s^2 :

$$M_b = 4804(50)_{\alpha_s} \rightarrow \alpha_s(M_b) = 0.2326(22), \quad (26)$$

where the error is mainly due to the one of α_s . This large error has to be contrasted with the precise value of the running mass, and can be an obstacle for a precise determination of \hat{f}_B from HQET at a given μ . One can see in Section 8 that a direct extraction of the on-shell mass from the HQET at the same α_s^2 order leads to about the same value and error which is an (a posteriori) self-consistency check of the value and error used in Eq. (26) for the analysis. We are aware that the inclusion of the known α_s^3 -correction and an estimate of the PT higher order terms using a geometric growth of the PT coefficients à la Ref. [29, 30] increase the value of M_b by about (100 ~ 200) MeV, which could only be considered if one works to higher order in

α_s^n ($n \geq 3$). These large order terms are expected to be dual to the $1/q^2$ -term which mimics the UV renormalon contribution. On the other, some eventual IR renormalon contributions are usually expected to be absorbed by the ones of the QCD condensates when the mass terms are included into the OPE. However, the use of the pole mass M_b is only a convenient numerical step in our numerical analysis, as we could have worked from the beginning with the running mass. Therefore, our results on the running mass \bar{m}_b truncated at a given PT order are not (a priori) affected by the IR renormalon contributions.

Table 1: QCD input parameters.

| Parameters | Values | Ref. |
|-----------------------------------|--|--------------------|
| $\Lambda(n_f = 4)$ | (324 ± 15) MeV | [35–37] |
| $\alpha_s(M_\tau)$ | 0.325(8) | [35–37] |
| $\bar{m}_b(\bar{m}_b)$ | 4177(11) MeV | average [2] |
| $\hat{\mu}_q$ | 251(6) MeV | [6, 39] |
| M_0^2 | (0.8 ± 0.2) GeV ² | [43–45] |
| $\langle \alpha_s G^2 \rangle$ | $(7 \pm 1) \times 10^{-2}$ GeV ⁴ | [2, 27, 35, 46–52] |
| $\langle g^3 G^3 \rangle$ | (8.2 ± 1.0) GeV ² $\times \langle \alpha_s G^2 \rangle$ | [2] |
| $\rho \langle \bar{q}q \rangle^2$ | $(4.5 \pm 0.3) \times 10^{-4}$ GeV ⁶ | [35, 43, 46] |

5. The LSR determination of the RGI \hat{f}_B in the static limit

Analysis of the convergence of the PT series

We study the effect of the truncation of the PT series on the value of \hat{f}_B from Eqs. (19) and (20). For a given value of $\mu = M_b$ and $\omega_c = 3$ GeV, we show the result of the analysis in Fig. 1. At the minimum (optimal) value, \hat{f}_B moves from 0.365 (LO+NLO) to 0.414 (+N2LO) to 0.454 (+N3LO) GeV^{3/2}, i.e. a change of about 13% from LO+NLO to N2LO and of about 8.8% from N2LO to N3LO, which indicates a slow convergence of the PT series. We shall consider the N3LO contribution as a systematic error from the truncation of the PT series.

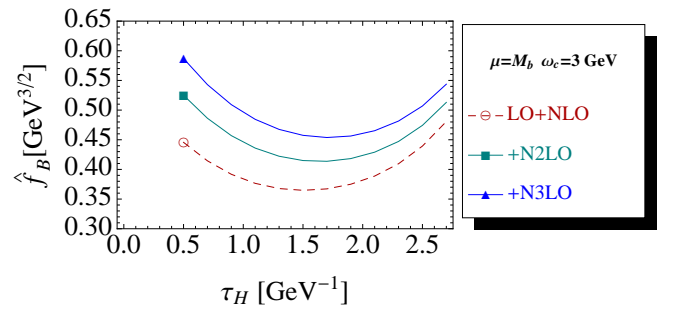


Figure 1: τ_H -behaviour of \hat{f}_B for $\mu = M_b$ and $\omega_c = 3$ GeV for different truncations of the PT series.

Analysis of the τ_H and ω_c stabilities

We show in Fig. 2 the τ_H -behaviour of the result for a given value of μ and for different values of ω_c where the PT series is known to N2LO. The τ_H -stabilities are:

$$\tau_H \simeq (1, 1.5) \text{ GeV}^{-1}, \quad (27)$$

⁴These values agree and improve previous sum rules results [4–7, 41, 42].

where $\tau_H \approx 1 \text{ GeV}^{-1}$ is obtained for $\omega_c \approx 2 \text{ GeV}$ (beginning of τ_H -stability), while $\tau_H \approx 1.5 \text{ GeV}^{-1}$ corresponds to the beginning of the ω_c -stability which is $\omega_c \approx 4 \text{ GeV}$. We consider, as optimal and conservative values, the ones obtained in the previous range of ω_c values. For, e.g $\mu = M_b$, we obtain in this way:

$$\hat{f}_B(M_b) = (0.373 - 0.427) \text{ GeV}^{3/2}. \quad (28)$$

This range of values is much larger range than the one used in the current literature which appears to be an ad hoc choice.

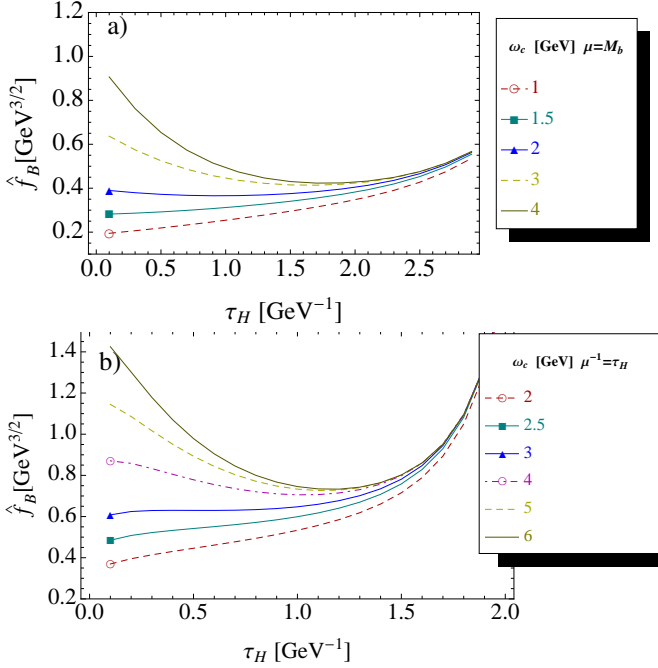


Figure 2: a) τ_H -behaviour of \hat{f}_B for $\mu = M_b$ and for different values of ω_c ; b) The same as a) but for $\mu = \tau_H$.

Summary of the results for \hat{f}_B and error calculations

At a given value of μ , we estimate the errors induced by the QCD parameters compiled in Table 1. We summarize the results of the analysis in Table 2. We show in Fig 3 the ‘‘sum

Table 2: Central values and corresponding errors for \hat{f}_B in units of $10^{-3} \times \text{GeV}^{3/2}$ from the LSR at different values of the subtraction point μ in units of GeV for $M_b = 4804(50) \text{ MeV}$. The +(resp. -) sign means that the values of \hat{f}_B increase (resp. decrease) when the input increases (resp. decreases). The total error comes from a quadratic sum.

| μ | \hat{f}_B | t_c | α_s | α_s^3 | M_b | $\langle \bar{u}u \rangle$ | $\langle G^2 \rangle$ | M_0^2 | Total |
|---------------|-------------|-------|------------|--------------|-------|----------------------------|-----------------------|---------|-------|
| τ_H^{-1} | 489 | +26 | +10 | +76 | -34 | +3 | 0 | -2 | 88 |
| 1 | 509 | +19 | +13 | +113 | -54 | +5 | +2 | -22 | 129 |
| 2 | 441 | +24 | +6 | +63 | -40 | +5 | +2 | -11 | 80 |
| 3 | 418 | +26 | +5 | +51 | -35 | +4 | +1 | -8 | 68 |
| 4 | 406 | +26 | +4 | +44 | -33 | +5 | +1 | -6 | 62 |
| M_b | 400 | +27 | +2 | +42 | -32 | +4 | +1 | -7 | 60 |
| 5 | 398 | +28 | +4 | +40 | -33 | +5 | +1 | -4 | 60 |
| 6 | 392 | +32 | +3 | +38 | -32 | +5 | +1 | -4 | 60 |

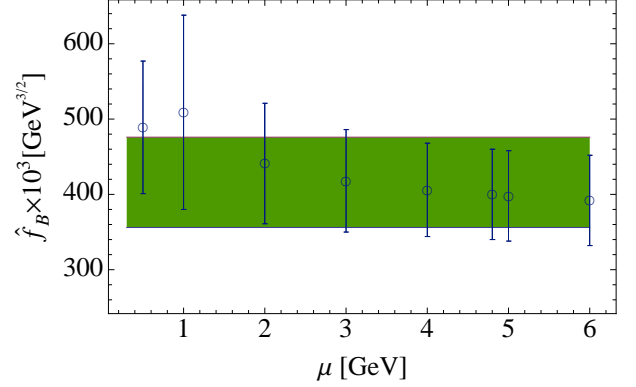


Figure 3: \hat{f}_B at N2LO for different values of the subtraction point μ from Table 2. The green coloured region corresponds to the one spanned by the average value and its corresponding error.

rules data points’’ at different values of the subtraction point μ . The error is large at small μ due to the bad behaviour of the PT series at low scale which confirms the scepticism of the authors of Ref. [24] on the reliable extraction of \hat{f}_B at a such low scale. However, as we have shown in previous section, the convergence of the PT series improves obviously at larger scale which enables to extract \hat{f}_B with a reasonable accuracy of about 16-15% for $\mu \geq 3 \text{ GeV}$. Fitting the previous data by an horizontal line or taking their average, we deduce the final value of the RGI universal coupling:

$$\begin{aligned} \hat{f}_B &= 0.416(25)_{\text{mean}}(48)_{\text{var}} \text{ GeV}^{3/2} \\ &= 0.416(54) \text{ GeV}^{3/2}. \end{aligned} \quad (29)$$

The estimate of the error is more delicate as there are not (a priori) any rigorous ways for obtaining it due to the unclear eventual correlations among these different points. Here, we have deduced the error by adding the one $25 \text{ GeV}^{3/2}$ from the weighted average (assuming uncorrelated data points) which is dominated by the most accurate prediction to the one $48 \text{ GeV}^{3/2}$ obtained from the square root of the usual unbiased estimator for n -number of data points [25]:

$$\Delta x = \sqrt{\text{var}(x) \equiv \frac{1}{n-1} \sum_{i=1}^n (x_i - \langle x \rangle)^2}, \quad (30)$$

where $\langle x \rangle$ is the mean value. The size of the error is comparable with the one of about $60 \text{ GeV}^{3/2}$ from the best determination at $\mu \approx M_b$. A frequently used estimate of the error induced by the truncation of the PT series would be obtained by varying the scale μ^{-1} from 1/2 to 2 times the value of τ_H^0 at which the sum rule is optimized instead of estimating the size of the α_s^3 -term like done above. Besides the fact that this choice of range is arbitrary, the value of τ_H^0 at which the sum rule is optimized is quite large [see Eq. (27)] such that at $\mu^{-1} = 2\tau_H^0$ the PT series breaks down rendering the approach inadequate. Instead, we can consider the value $\mu = (3.5 \pm 2) \text{ GeV}$ where the central value would correspond to the average obtained in Eq. (29). Keeping only terms to order α_s^2 and adding the different errors quadratically, one would obtain a final error of about $51 \text{ GeV}^{3/2}$

which is slightly lower than the one in Eq. (29). Due to the arbitrariness of the choice of the range variation of μ , we shall only consider this result as an informative value and we shall not retain it in the final prediction.

Here and in the following, we shall alternatively estimate the final error which does not suffer from the previous drawbacks by taking the one coming from the most accurate measurement here at $\mu = M_b$. Then, we obtain:

$$\hat{f}_B = 0.416(60) \text{ GeV}^{3/2}, \quad (31)$$

from which, we can deduce the value of the static coupling evaluated at, e.g., $M_B=5.28 \text{ GeV}$:

$$\tilde{f}_{stat}(M_B) = 0.603(2)_{\alpha_s(87)} \hat{f}_B \text{ GeV}^{3/2}. \quad (32)$$

The corresponding decay constant from Eq. (11):

$$f_B^\infty = 234(1)_{\alpha_s(33)} \hat{f}_B \text{ MeV}, \quad (33)$$

which is relatively large compared to the value of $f_B = 206(7) \text{ MeV}$ obtained from the full QCD theory [1] suggests some large $1/M_b$ -corrections which we shall analyze in the next section. We consider the previous results in Eqs. (29) to (33) as improvements of previous results in the literature [15–20]. Here, we have used updated values of the QCD input parameters. We have varied the continuum threshold and subtraction point μ in a larger range than in the existing literature in order to extract \hat{f}_B for different values of the subtraction constant μ . We have included NP contributions of higher dimensions ($d \leq 7$), though small, which are important for controlling the convergence of the OPE at a relatively large value of τ_H where the sum rule is optimized. We have also included in the error an estimate of the N3LO contribution based on a geometric growth of the PT series which controls the convergence of the PT series.

6. $1/M_b$ corrections and value of the decay constant f_B

Taking into account the mass-difference between the meson M_B and the on-shell quark mass M_b , the relation in Eq. (11) expressed in terms of the RGI coupling in Eq. (12) becomes:

$$f_B^2 = \left(\frac{M_b}{M_B}\right)^3 \left[\frac{C_b(M_b)}{R_b(M_b)} \frac{\hat{f}_B^2}{M_B} + \delta f_B^2 \right], \quad (34)$$

where : $M_B = 5.279 \text{ GeV}$ and we shall use the value of M_b in Eq. (26).

LSR expression of $1/M_b$ correction δf_B^2

The $1/M_b$ corrections δf_B^2 to the HQET two-point correlator can be obtained by subtracting its expression in the full theory with the one of HQET in the limit $M_b \rightarrow \infty$. The $1/M_b$ correction to the physical decay constant f_B reads (see e.g. [20]):

$$\delta f_B^2 = \frac{e^{\tau_H \Delta M}}{M_B} \left[\frac{1}{\pi} \int_0^{\omega_c} d\omega e^{-\omega \tau_H} \text{Im} \delta \Pi_{PT}(\omega) + \delta_{NP} \right], \quad (35)$$

where:

$$\text{Im} \delta \Pi_{PT} = \text{Im} \Pi_{PT} - C_b(M_b) \frac{R_b(\mu)}{R_b(M_b)} \text{Im} \hat{\Pi}_{PT}. \quad (36)$$

Up to order α_s , it reads:

$$\text{Im} \delta \Pi_{PT}(x) = -\frac{3}{8\pi} M_b^2 \frac{x^3}{1+x} \left\{ 1 + a_s \left[\frac{1}{2} \left(\frac{13}{4} + \frac{\pi^2}{3} - \frac{3}{2} \ln x \right) - \frac{F(x)}{x} \right] \right\} \quad (37)$$

where : $x \equiv \omega/M_b$ and:

$$F(x) = 2\text{Li}_2(-x) + \ln(x) \ln(1+x) - \frac{x}{1+x} \ln(x) + \frac{1+x}{x} \ln(1+x) - 1. \quad (38)$$

The order N2LO α_s^2 PT correction to the spectral function can be numerically obtained by subtracting the complete expression in full QCD obtained in [28] with the HQET asymptotic result in Eq. (18) and by using the relation in Eq. (35). In the same way, we estimate the N3LO PT corrections assuming a geometric growth of the PT series both in full QCD and HQET theories. The NP corrections read up to d=5 condensates [17, 20]:

$$\delta_{NP}(\mu) = 2a_s(\mu) \langle \bar{u}u \rangle(\mu) \int_0^\infty \frac{d\omega}{M_b} \frac{e^{-\omega \tau_H}}{1+\omega/M_b} + \frac{\langle \alpha_s G^2 \rangle}{12\pi M_b} - \left(\frac{\tau_H}{2M_b} \right) \langle \bar{q}g\sigma Gq \rangle(\mu). \quad (39)$$

Analysis of the convergence of the PT series

Like in the case of \hat{f}_B , we study the convergence of the PT series. We notice that the α_s^2 and α_s^3 corrections are very small for $\tau_H \leq 1 \text{ GeV}^{-1}$, which can then be neglected. The analysis is shown in Fig. 4.

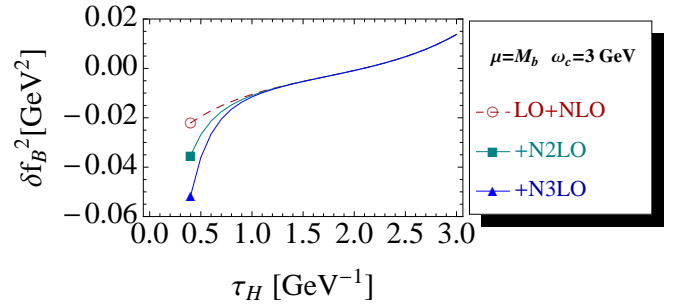


Figure 4: τ_H -behaviour of δf_B^2 for $\mu = M_b$ and $\omega_c = 3 \text{ GeV}$ for different truncations of the PT series where the contributions of condensates up to d=5 have been included.

Analysis of the τ_H and ω_c stabilities

We show in Fig. 5 the τ_H -behaviour of δf_B^2 for different values of ω_c and including the $d = 5$ condensates. We study the effects of the $d = 5$ condensates on the τ_H -stability for given two extremal values of ω_c (beginning of τ_H and of ω_c -stabilities). The analysis is shown in Fig. 6 from which we consider as optimal results the ones corresponding to the range:

$$\tau_H \simeq (1.6 \sim 2.2) \text{ GeV}^{-1}, \quad (40)$$

considering the fact that the inflexion point is not precisely localized.

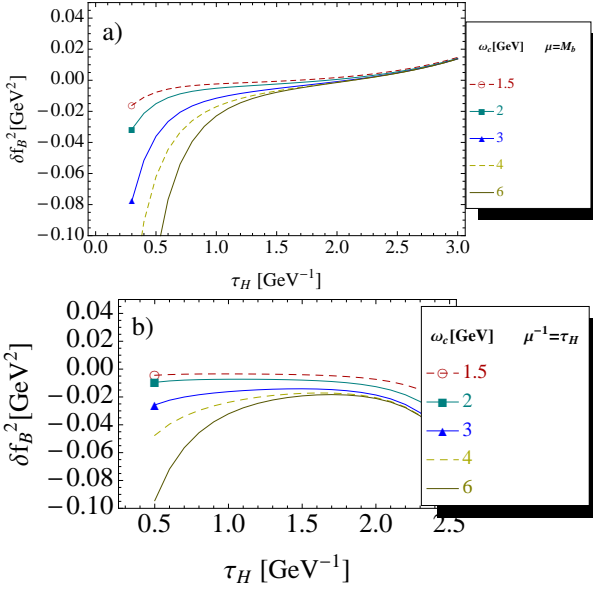


Figure 5: a) τ_H -behaviour of δf_B^2 for $\mu = M_b$ and for different values of ω_c by including the $d=5$ condensate in the OPE; b) the same as a) but for $\mu = \tau_H^{-1}$.

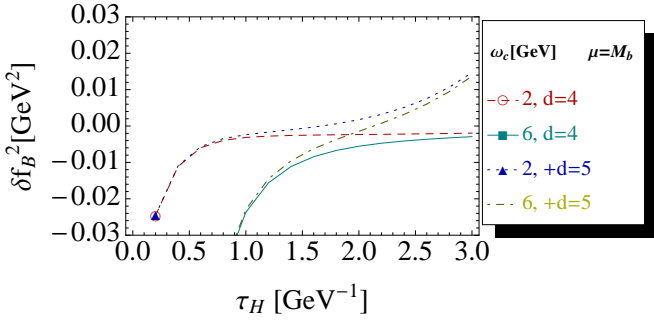


Figure 6: τ_H -behaviour of δf_B^2 for $\mu = M_b$ and $\omega_c = 1.5$ and 6 GeV for different truncations of the OPE by the inclusion of the $d=4$ condensate or by the inclusion of $d=4+5$ condensates.

Results for δf_B^2

The “sum rules data” of δf_B^2 for different values of μ are shown Table 3 and in Fig. 7, where the main errors come from the localization of τ_H from 1.8 to 2.2 GeV^{-2} and the one induced from its corresponding ω_c values. The errors from the QCD parameters are negligible. Taking the average of different values, we deduce the $1/M_b$ corrections due to δf_B^2 :

$$\delta f_B^2 = -2.2(1.6) \times 10^{-3} \text{ GeV}^2, \quad (41)$$

where the error comes from the most accurate measurement at $\mu = \tau_H^{-1}$.

7. f_B from HQET and from full QCD

Combining the result in Eq. (41) with the one in Eq. (29) with the help of Eq. (34), one obtains:

$$\begin{aligned} f_B^{hqet} &= 199(28.6) \hat{f}_B(3)_{\delta f_B^2(3)} M_b(0.3)_{\alpha_s} \text{ MeV} \\ &= 199(29) \text{ MeV}, \end{aligned} \quad (42)$$

Table 3: Central values and corresponding errors for δf_B^2 from the LSR at different values of the subtraction point μ and for $M_b = 4804(50)$ MeV.

| μ [GeV] | $-\delta f_B^2 \times 10^3$ [GeV ²] | Error $\times 10^3$ [GeV ²] |
|---------------|---|---|
| τ_H^{-1} | -10.8 | 7.7 |
| 1 | -4.0 | 5.5 |
| 2 | -2.3 | 4.8 |
| 3 | -1.6 | 4.4 |
| 4 | -1.7 | 4.7 |
| M_b | -1.2 | 4.4 |
| 5 | -1.2 | 4.4 |
| 6 | -1.0 | 4.3 |

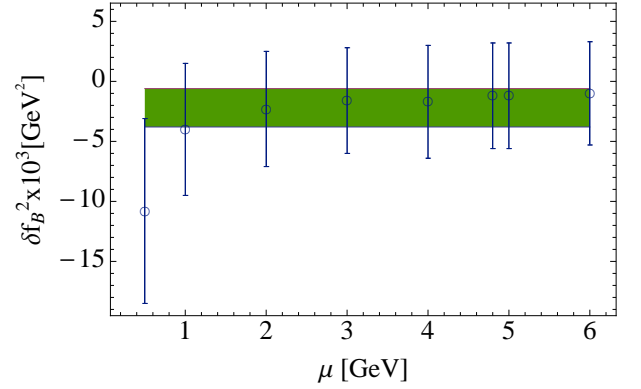


Figure 7: “Optimal sum rules data” of δf_B^2 for different values μ . The green coloured region is the one obtained from the average and its corresponding error.

where we have added the errors quadratically. Notice that, unlike the full QCD case [1], we have not tried to extract an upper bound on f_B from the positivity of the spectral function because of the indefinite sign of δf_B^2 in Eq. (34). We can compare this result with the one obtained in the static limit in Eq. (33), where one can see that the main corrections are to the $(M_b/M_B)^{3/2}$ ratio in Eq. (34). This HQET result is consistent with the one from the average of LSR and Moment sum rules in full QCD [1]:

$$f_B^{qcd} = 206(7) \text{ MeV}. \quad (43)$$

8. Extraction of the b -quark mass from HQET

One can extract the meson-quark mass-difference ΔM using the ratio of the LSR obtained from Eq. (34):

$$\mathcal{R}_{\tau_H} \equiv \frac{-\frac{\partial}{\partial \tau_H} (\hat{f}_B^2 e^{-\tau_H \Delta M})}{\hat{f}_B^2 e^{-\tau_H \Delta M}} = \Delta M \equiv \frac{M_B^2 - M_b^2}{M_b}, \quad (44)$$

where M_b is the on-shell b -quark mass. We show the τ_H -behaviour of ΔM in Fig. 8. τ_H -stability is obtained for τ_H about the values in Eq. (27). We show in Table 4 the different sources of errors on ΔM , where one can notice that the most important ones come from ω_c , the estimated α_s^3 and the mixed condensate contributions. We show in Fig. 9 the μ -behaviour of different “QSSR data points” from which we deduce the average:

$$\Delta M = 907(89) \text{ MeV}, \quad (45)$$

Table 4: Central values and corresponding errors for ΔM in units of MeV from the LSR at different values of the subtraction point μ in units of GeV. The + (resp. -) sign means that the values of ΔM increase (resp. decrease) when the input increases (resp. decreases). The total error comes from a quadratic sum.

| μ | ΔM | t_c | α_s | α_s^3 | M_b | $\langle\bar{u}u\rangle$ | $\langle G^2\rangle$ | M_0^2 | Total |
|---------------|------------|-------|------------|--------------|-------|--------------------------|----------------------|---------|-------|
| τ_H^{-1} | 981 | +69 | +9 | +64 | +1 | 0 | 0 | +18 | 96 |
| 1 | 964 | +102 | +8 | +22 | +1 | -6 | -3 | +15 | 106 |
| 2 | 918 | +109 | +8 | +44 | +1 | -9 | -4 | +16 | 122 |
| 3 | 890 | +109 | +7 | +51 | +1 | -10 | -4 | +17 | 122 |
| 4 | 872 | +108 | +6 | +52 | +1 | -11 | -5 | +17 | 122 |
| M_b | 862 | +108 | +7 | +54 | +1 | -11 | -5 | +16 | 123 |
| 5 | 858 | +107 | +6 | +55 | +1 | -12 | -5 | +16 | 122 |
| 6 | 847 | +106 | +6 | +57 | +2 | -12 | -5 | +16 | 122 |

where the error comes from the most accurate measurement at $\mu = \tau_H^{-1}$. Using the previous value of ΔM , one can extract the on-shell b -quark mass to order α_s^2 :

$$M_b^{hqet} = 4846(41) \text{ MeV} . \quad (46)$$

Using the known relation between the on-shell and running quark mass to order α_s^2 (see e.g. [6–8, 33])⁵, we deduce:

$$\begin{aligned} \bar{m}_b(\bar{m}_b)^{hqet} &= 4213(47)_{\alpha_s} (36)_{q_{SSR}} \text{ MeV} \\ &= 4213(59) \text{ MeV} . \end{aligned} \quad (47)$$

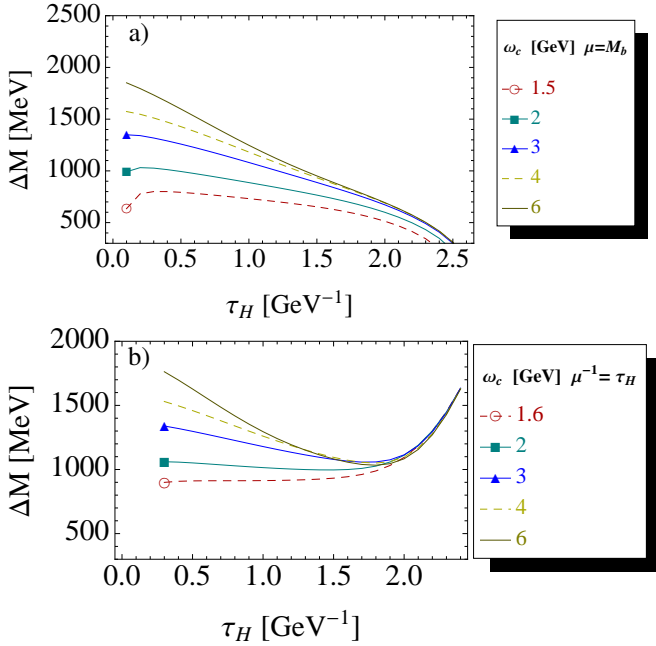


Figure 8: a) τ_H -behaviour of ΔM for $\mu = M_b$ and for different values of ω_c ; b) the same as a) but for $\mu = \tau_H^{-1}$.

⁵We could have also extracted $\bar{m}_b(\bar{m}_b)$ directly by replacing the on-shell mass M_b with $\bar{m}_b(\bar{m}_b)$ using their PT relation known to order α_s^2 , in the QCD expression. However, this procedure is not convenient in the numerical analysis.

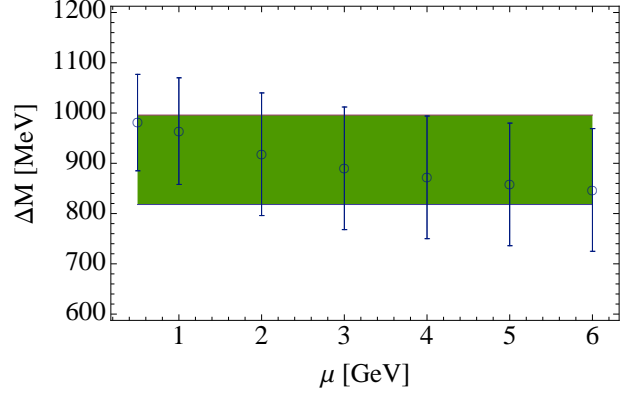


Figure 9: “Optimal sum rules data” of ΔM for different values μ . The green coloured region corresponds to the mean value and its corresponding error.

9. $\bar{m}_b(\bar{m}_b)$ from HQET and from full QCD

The previous value of the running mass is in good agreement with the one from heavy-light QCD spectral sum rules in full QCD to order α_s^2 [1]:

$$\bar{m}_b(\bar{m}_b)^{qcd} = 4236(69) \text{ MeV} , \quad (48)$$

and with the more accurate result from the Υ sum rules to order α_s^3 [2]:

$$\bar{m}_b(\bar{m}_b)^\Upsilon = 4177(11) \text{ MeV} . \quad (49)$$

Table 5: Results for f_B and $\bar{m}_b(\bar{m}_b)$ in units of MeV and comparison with lattice simulations using $n_f = 2$ [55, 56] and $n_f = 3$ [57, 58] dynamical quarks. f_p are normalized as $f_\pi = 130.4$ MeV.

| Observables | Methods | Refs. |
|---------------------------------------|-----------------------|-------------|
| f_B | | |
| Q_{SSR} | | |
| 199(29) $\equiv 1.53(23)f_\pi$ | HQET | (this work) |
| 206(7) $\equiv 1.58(5)f_\pi$ | full QCD | [1] |
| $\leq 235.3(3.8) \equiv 1.80(3)f_\pi$ | full QCD | [1] |
| $Lattice$ | | |
| 197(10) | ETMC | [55] |
| 193(10) | ALPHA | [56] |
| 190(13) | HPQCD | [57] |
| 197(9) | FNAL | [58] |
| $\bar{m}_b(\bar{m}_b)$ | | |
| Q_{SSR} | | |
| 4213(59) | B -meson - HQET | (this work) |
| 4236(69) | B -meson - full QCD | [1] |
| 4177(11) | Υ - full QCD | [2] |
| $Lattice$ | | |
| 4290(140) | ETMC | [55] |

10. Summary and conclusions

We have re-estimated f_B and M_b from HQET Laplace spectral sum rules to order α_s^2 by including an estimate of the α_s^3 and non-perturbative terms up to dimension $d = 7$ condensates. We

have also taken larger ranges of ω_c , τ_H and μ values for extracting our optimal results. Most of these analyzes have not been done in previous literature [16–20]. Our results in Eqs. (42) and (47) are in good agreement with the ones from full QCD in Eqs. (43) and (48). These results are comparable with some other Υ sum rule determinations [53] and with lattice results including $n_f = 2$ or 3 dynamical quarks compiled in Table 5 [3, 54–58].

References

- [1] S. Narison, *Phys. Lett.* **B718** (2013)1321; S. Narison, talk given at the 16th international QCD conference (QCD 12), 2-6th july 2012, Montpellier, arXiv:1209.2925 [*Nucl. Phys. (Proc. Suppl.)*] (in press)].
- [2] S. Narison, *Phys. Lett.* **B693** (2010) 559; Erratum *ibid* 705 (2011) 544; *ibid*, *Phys. Lett.* **B706** (2011) 412; *ibid*, *Phys. Lett.* **B707** (2012) 259.
- [3] Review by J. Rosner and S. Stone in J. Beringer et al. (Particle Data Group), *Phys. Rev.* **D86** (2012) 010001.
- [4] M.A. Shifman, A.I. and Vainshtein and V.I. Zakharov, *Nucl. Phys.* **B147** (1979) 385; M.A. Shifman, A.I. and Vainshtein and V.I. Zakharov, *Nucl. Phys.* **B147** (1979) 448.
- [5] L.J. Reinders, H. Rubinstein and S. Yazaki, *Phys. Rept.* **127** (1985) 1.
- [6] S. Narison, *QCD as a theory of hadrons, Cambridge Monogr. Part. Phys. Nucl. Phys. Cosmol.* **17** (2002) 1 [hep-h/0205006].
- [7] S. Narison, *QCD spectral sum rules*, *World Sci. Lect. Notes Phys.* **26** (1989) 1.
- [8] S. Narison, *Phys. Rept.* **84** (1982) 263; *ibid*, *Acta Phys. Pol.* **B26** (1995) 687; *ibid*, hep-ph/9510270 (1995).
- [9] E. de Rafael, hep-ph/9802448; P. Colangelo and M. Khodjamirian, *At the frontier of particle physics*, **3** 1495-1576 (ed. M.A. Shifman) [hep-ph/0010175]; D.B. Leinweber, *Annals Phys.* **254** (1997) 328.
- [10] S.S.Gershtein, M.Yu.Khlopov, *Pis'ma v ZhETF* **23** (1976) 374 [English translation: *JETP Lett.* **23** (1976) 338].
- [11] E.V. Shuryak, *Nucl. Phys.* **B198** (1982) 83.
- [12] V.A. Novikov et al., 8th conf. physics and neutrino astrophysics (Neutrinos 78), Purdue Univ. 28th April-2nd May 1978.
- [13] M.B. Voloshin and M.A. Shifman, *Sov.J. Nucl. Phys.* **45** (1987) 292; H.D. Politzer and M.B. Wise, *Phys. Lett.* **B206** (1988) 504,681. For a review, see e.g: M. Neubert, *Phys. Rept.* **245** (1994) 259.
- [14] F. Hussain et al., *Phys. Lett.* **B249** (1990) 295.
- [15] S. Narison, *Z. Phys.* **C55** (1992) 671; S. Narison, *Phys. Lett.* **B279** (1992) 137; S. Narison, *Phys. Lett.* **B308** (1993) 365.
- [16] D. Broadhurst and A.G. Grozin, *Phys. Lett.* **B274** (1992) 421.
- [17] E. Bagan et al., *Phys. Lett.* **B278** (1992) 457.
- [18] M. Neubert, *Phys. Rev.* **D45** (1992) 2451.
- [19] V. Eletsy and A.V. Shuryak, *Phys. Lett.* **B276** (1993) 365.
- [20] A. Penin and M. Steinhauser, *Phys. Rev.* **D65** (2002) 054006.
- [21] E. Eichten, *Nucl. Phys. Proc. Suppl.* **20** (1991) 475.
- [22] D. Broadhurst and A.G. Grozin, *Phys. Rev.* **D52** (1995) 4082; A. Grozin, *Phys. Lett.* **B445** (1998) 165.
- [23] X. Ji and M.J. Musolf, *Phys. Lett.* **B257** (1991) 409.
- [24] D. Broadhurst and A.G. Grozin, *Phys. Lett.* **B267** (1991) 105.
- [25] I thank E. Aslanides (LHCb collaboration) for several email exchanges about this point.
- [26] S. Narison and E. de Rafael, *Phys. Lett.* **B103** (1981)57.
- [27] J.S. Bell and R.A. Bertlmann, *Nucl. Phys.* **B227** (1983) 435; R.A. Bertlmann, *Acta Phys. Austriaca* **53** (1981) 305.
- [28] K.G. Chetyrkin and M. Steinhauser, *Phys. Lett.* **B502** (2001) 104; *Eur. Phys. J.* **C21** (2001) 319.
- [29] S. Narison and V.I. Zakharov, *Phys. Lett.* **B679** (2009) 355.
- [30] K.G. Chetyrkin, S. Narison and V.I. Zakharov, *Nucl. Phys.* **B550** (1999) 353; S. Narison and V.I. Zakharov, *Phys. Lett.* **B522** (2001) 266.
- [31] For reviews, see e.g.: V.I. Zakharov, *Nucl. Phys. Proc. Suppl.* **164** (2007) 240; S. Narison, *Nucl. Phys. Proc. Suppl.* **164** (2007) 225.
- [32] D. Broadhurst and A.G. Grozin, *Phys. Lett.* **B274** (1992) 421.
- [33] K.G. Chetyrkin, J.H. Kühn and M. Steinhauser, *Comput. Phys. Commun.* **133** (2000) 43-65 and references therein.
- [34] E.G. Floratos, S. Narison and E. de Rafael, *Nucl. Phys.* **B155** (1979) 155.
- [35] S. Narison, *Phys. Lett.* **B673** (2009) 30.
- [36] E. Braaten, S. Narison and A. Pich, *Nucl. Phys.* **B373**, 581 (1992); S. Narison and A. Pich, *Phys. Lett.* **B211** (1988) 183.
- [37] For a recent review, see e.g: S. Bethke, talk given at the 16th international QCD conference (QCD 12), 2-6th july 2012, Montpellier, arXiv:1210.0325 [hep-ex] (2012).
- [38] K. Nakamura et al. (PDG), *Journal Physics* **G37**, 075021 (2010).
- [39] S. Narison, *Phys.Rev.* **D74** (2006) 034013.
- [40] S. Narison, arXiv:hep-ph/0202200; *ibid*, *Nucl.Phys.Proc.Suppl.* **86** (2000) 242; *ibid*, *Phys. Lett.* **B216** (1989) 191; *ibid*, *Phys. Lett.* **B358** (1995) 113; *ibid*, *Phys. Lett.* **B466** (1999) 345; *ibid*, *Riv. Nuov. Cim.* **10N2** (1987) 1; S. Narison, H.G. Dosch, *Phys. Lett.* **B417** (1998) 173; S. Narison, N. Paver, E. de Rafael and D. Treleani, *Nucl. Phys.* **B212** (1983) 365; S. Narison, E. de Rafael, *Phys. Lett.* **B103** (1981) 57; C. Becchi, S. Narison, E. de Rafael, F.J. Yndurain, *Z. Phys.* **C8** (1981) 335.
- [41] S. Narison, *Phys. Lett.* **B197**(1987) 405 ; *ibid*, *Phys. Lett.* **B341** (1994) 73 ; *ibid*, *Phys. Lett.* **B520** (2001) 115.
- [42] B.L. Ioffe and K.N. Zyblyuk, *Eur. Phys. J.* **C27** (2003) 229 ; B.L. Ioffe, *Prog. Part. Nucl. Phys.* **56** (2006) 232.
- [43] Y. Chung et al.Z. *Phys.* **C25** (1984) 151; H.G. Dosch, Non-Perturbative Methods (Montpellier 1985); H.G. Dosch, M. Jamin and S. Narison, *Phys. Lett.* **B220** (1989) 251.
- [44] B.L. Ioffe, *Nucl. Phys.* **B188** (1981) 317; B.L. Ioffe, **B191** (1981) 591; A.A.Ovchinnikov and A.A.Pivovarov, *Yad. Fiz.* **48** (1988) 1135.
- [45] S. Narison, *Phys. Lett.* **B605** (2005) 319.
- [46] G. Launer, S. Narison and R. Tarrach, *Z. Phys.* **C26** (1984) 433.
- [47] R.A. Bertlmann and H. Neufeld, *Z. Phys.* **C27** (1985) 437.
- [48] S. Narison, *Phys. Lett.* **B300** (1993) 293; *ibid* **B361** (1995) 121.
- [49] R.A. Bertlmann, G. Launer and E. de Rafael, *Nucl. Phys.* **B250** (1985) 61; R.A. Bertlmann et al., *Z. Phys.* **C39** (1988) 231.
- [50] F.J. Yndurain, *Phys. Rept.* **320** (1999) 287-293 [hep-ph/9903457].
- [51] S. Narison, *Phys. Lett.* **B387** (1996) 162.
- [52] S. Narison, *Phys. Lett.* **B361** (1995) 121; S. Narison, *Phys. Lett.* **B624** (2005) 223.
- [53] A. Hoang, P. Ruiz-Femenia, M. Stahlhofen, *JHEP* **1210** (2012) 188; K.G. Chetyrkin et al., *Phys. Rev.* **D80** (2009) 074010.
- [54] D. Asner et al., Flavor averaging group, arXiv:1010.1589 [hep-ex], <http://www.slac.stanford.edu/xorg/hfag/charm/>.
- [55] ETM collaboration: P. Dimopoulos et al., *JHEP* **1201** (2012) 046; private communication from G. Rossi; N. Carrasco et al., *PoS(ICHEP2012)* (2012) 428 [arXiv:1212.0301 [hep-ph]].
- [56] ALPHA collaboration: J. Heitger, talk given at the 16th international QCD conference (QCD 12), 2-6th july 2012, Montpellier [*Nucl. Phys. (Proc. Suppl.)*] (in press)].
- [57] HPQCD collaboration: C.T.H. Davies et al., *Phys. Rev.* **D82** (2010) 114504.
- [58] Fermilab and MILC collaboration: A. Bazavov et al., *Phys. Rev.* **D85** (2012) 114506.