

Thermodynamic properties and shear viscosity over entropy density ratio of nuclear fireball in a quantum-molecular dynamics model

C. L. Zhou,^{1,2} Y. G. Ma*,¹ D. Q. Fang,¹ and G. Q. Zhang¹

¹*Shanghai Institute of Applied Physics, Chinese Academy of Sciences, Shanghai 201800, China*

²*University of the Chinese Academy of Sciences, Beijing 100080, China*

(Dated: June 5, 2019)

Thermodynamic and transport properties of nuclear fireball created in the central region of heavy-ion collisions below 200 MeV/nucleon are investigated within the isospin-dependent quantum molecular dynamic (IQMD) model. These properties include time evolutions of the density, temperature, chemical potential, entropy density (s) and shear viscosity (η) as well as density and temperature dependencies of the ratio of shear viscosity over entropy density (η/s) etc. Based on the shear viscosity parametrization developed by Danilewicz and entropy density which is obtained by a generalized hot Thomas Fermi formalism, the ratio of shear viscosity over entropy density is calculated in the whole collision process as well as in the freeze-out stage. With the collision goes on, a transient minimal η/s with the value around $5/4\pi$ occurs in the largest compression stage. While, the relationship of η/s to temperature (T) in the freeze-out stage displays a local minimum which is about 9-10 times $1/4\pi$ around $T = 9-15$ MeV, which can be argued as indicative of a liquid gas phase transition. In addition, the influences of nucleon-nucleon cross section (σ_{NN}) and symmetry energy coefficient (C_s) are also discussed, and it is found that the results are sensitive to σ_{NN} but not to C_s .

PACS numbers: 25.70.-z, 21.65.Mn

I. INTRODUCTION

In the past decades, extensive experimental and theoretical efforts have been devoted to search for the nuclear liquid-gas phase transition (LGPT) in intermediate energy heavy-ion collisions (HIC) [1–11]. Many probes have been suggested for the onset of nuclear LGPT. For instance, the fragment size distribution [12] and its rank distribution [11], the largest fluctuation of the heaviest fragment [13], caloric curve [4, 5], bimodality [14] etc. In addition, it has been observed that the ratio of shear viscosity to entropy density (η/s) reaches its local minimum at the critical temperature for a wide class of systems. For instance, empirical observation of the temperature or incident energy dependence of the shear viscosity to entropy density ratio for H_2O , He and Ne2 exhibits a minimum in the vicinity of the critical point for phase transition [15]. And a lower bound of $\eta/s > 1/4\pi$ obtained by Kovtun-Son-Starinets (KSS) for infinitely coupled super-symmetric Yang-Mills gauge theory based on the AdS/CFT duality conjecture, is speculated to be valid universally [16, 17]. In ultra-relativistic HIC [18–23], people have used the ratio of shear viscosity to entropy density to study the quark-gluon plasma phase and the extracted value of η/s seems close to the KSS bound ($1/4\pi$).

So far there are many interesting investigations on the ratio of η/s , but it is still rare to study the behavior of η/s during the heavy-ion collision at intermediate en-

ergies. Furthermore, the influences of nucleon-nucleon cross section and nuclear symmetry energy are less discussed.

In this work we use a microscopic transport model known as the isospin-dependent quantum dynamics model [33] to simulate Au+Au central collisions. In order to study the effect of nucleon-nucleon cross section, 0.5 times and 1.5 times normal nucleon-nucleon cross section are also used in the simulation. On the other hand for the symmetry energy which is important for asymmetric nuclear matter as well as nuclear astrophysics [34–36], different symmetry energy parameter is employed, namely 15 MeV, 25 MeV and 35 MeV. The generalized hot Thomas Fermi formalism (GHTFF) [37–39] and the transport formula [25] are employed, respectively, to extract thermodynamic and transport properties of the nuclear fireball which is located in the central region with a moderate volume. At the end, different correlations between the extracted thermal and transport properties are discussed and we find a good agreement with our previous calculations [30].

The paper is organized as follows. Section 2 provides brief introductions for the IQMD model, GHTFF as well as transport formula for shear viscosity. In Section 3 we present the calculation results and discussions, where the time evolution of thermodynamic quantities and shear viscosity over entropy density are focused. Finally a summary and outlook is given.

*Author to whom all correspondence should be addressed: ygma@sinap.ac.cn

II. MODEL AND FORMULISM

A. Quantum Molecular Dynamics Model

The quantum molecular dynamics (QMD) [40, 52] model approach is a many-body theory which describes heavy ion collisions from intermediate to relativistic energy. The isospin-dependent quantum molecular (IQMD) [41, 42] model is based on the QMD model, including the isospin effects and Pauli blocking. Each nucleon in the colliding system is described as a Gaussian wave packet, i.e.

$$\psi_i(\mathbf{p}_i, \mathbf{r}_i, t) = \frac{1}{(2\pi L)^{3/4}} \exp\left[\frac{i}{\hbar} \mathbf{p}_i(t) \cdot \mathbf{r} - \frac{(\mathbf{r} - \mathbf{r}_i(t))^2}{4L}\right]. \quad (1)$$

Here $\mathbf{r}_i(t)$ and $\mathbf{p}_i(t)$ are the mean position and mean momentum, and the Gaussian width has the fixed value $L = 2.16 fm^2$ for Au + Au system. The centers of these Gaussian wave packets propagate in coordinate (\mathbf{R}) and momentum (\mathbf{P}) space according to the classical equations of motion:

$$\dot{\mathbf{p}}_i = -\frac{\partial \langle \mathbf{H} \rangle}{\partial \mathbf{r}_i}; \quad \dot{\mathbf{r}}_i = \frac{\partial \langle \mathbf{H} \rangle}{\partial \mathbf{p}_i}, \quad (2)$$

where $\langle \mathbf{H} \rangle$ is the Hamiltonian of the system.

The Wigner distribution function for a single nucleon density in phase space is given by

$$f_i(\mathbf{r}, \mathbf{p}, t) = \frac{1}{(\pi\hbar)^3} \exp\left[\frac{(\mathbf{r} - \mathbf{r}_i(t))^2}{2L}\right] \exp\left[\frac{-2L(\mathbf{p} - \mathbf{p}_i(t))^2}{\hbar^2}\right]. \quad (3)$$

The mean field in IQMD model is written as

$$U(\rho) = U_{\text{Sky}} + U_{\text{Coul}} + U_{\text{Yuk}} + U_{\text{sym}}, \quad (4)$$

where U_{Sky} , U_{Coul} , U_{Yuk} , and U_{sym} represents the Skyrme potential, the Coulomb potential, the Yukawa potential and the symmetry potential interaction, respectively [40]. The Skyrme potential is

$$U_{\text{Sky}} = \alpha(\rho/\rho_0) + \beta(\rho/\rho_0)^\gamma, \quad (5)$$

where $\rho_0 = 0.16 fm^{-3}$ and ρ is the nuclear density. In the present work, the parameters $\alpha = -356$ MeV, $\beta = 303$ MeV, and $\gamma = 7/6$, correspond to a soft EOS, are used. U^{Yuk} is a long-range interaction (surface) potential, and takes the following form

$$U^{\text{Yuk}} = (V_y/2) \sum_{i \neq j} \exp(Lm^2)/r_{ij} \cdot [\exp(mr_{ij}) \operatorname{erfc}(\sqrt{L}m - r_{ij}/\sqrt{4L}) - \exp(mr_{ij}) \operatorname{erfc}(\sqrt{L}m + r_{ij}/\sqrt{4L})], \quad (6)$$

with $V_y = 0.0074 GeV$, $m = 1.25 fm^{-1}$, $L = 2.16 fm^2$, and r_{ij} is the relative distance between two nucleons. The symmetry potential is $U_{\text{sym}} = C_s \frac{\rho_n - \rho_p}{\rho_0}$, where ρ_n , ρ_p , and ρ_0 are the neutron, proton and nucleon densities, respectively. C_s is the symmetry energy coefficient, and three different values of 15, 25 and 35 MeV are used to study the influence on the ratio of η/s .

Furthermore the isospin degree has entered into the cross sections, and is similar to the parametrizations of VerWest and Arndt, see Ref. [51]. The cross section for the neutron-neutron collisions are assumed to be equal to the proton-proton cross sections. In order to study the effect of cross section on the ratio of η/s , the nucleon-nucleon cross section is multiplied by a parameter C_σ . Three different situation is considered when C_σ equals 0.5, 1.0 and 1.5 respectively.

$$\sigma_{NN} = C_\sigma \sigma_{NN}^{\text{free}}. \quad (7)$$

From Eq. (3) one obtains the matter density of coordinate space by the sum over all the nucleons, namely

$$\begin{aligned} \rho(\mathbf{r}, t) &= \sum_{j=1}^{A_T+A_P} \rho_j(\mathbf{r}, t) \\ &= \sum_{j=1}^{A_T+A_P} \frac{1}{(2\pi L)^{3/2}} \exp\left[\frac{(\mathbf{r} - \mathbf{r}_j(t))^2}{2L}\right]. \end{aligned} \quad (8)$$

The kinetic energy density in coordinates space could also be calculated from Eq.(4) by

$$\rho_K(\mathbf{r}, t) = \sum_{j=1}^{A_T+A_P} \frac{\mathbf{p}_j(t)^2}{2m} \rho_j(\mathbf{r}, t). \quad (9)$$

B. The Generalized Hot Thomas-Fermi Formalism

The thermodynamical properties of hot nuclear matter formed in heavy ion collisions, e.g. temperature and entropy density, can be extracted by using the approach developed by Faessler and collaborators [37–39, 43, 44]. In this approach one starts from a microscopic picture of two interpenetrating pieces of nuclear matter and deduces the thermal quantities from the matter density and kinetic energy density obtained during the collisions. In this paper, the extraction of thermal properties of the hot nuclear matter is done in two steps. First, based on the IQMD simulation, one could calculate the nuclear matter and kinetic energy densities at each point in coordinate space at every time step. Second, by employing the hot Thomas-Fermi formalism, we could obtain the corresponding thermal properties for every set of nuclear matter density and nuclear kinetic energy density. Detailed information can be found in Refs. [37, 38].

In GHTFF, the local nuclear matter density ρ_i is ex-

pressed by

$$\rho_i(\mu_i) = \frac{1}{2}\rho_0(\mu_i) + \frac{1}{2\pi^2}\left(\frac{2mT}{\hbar^2}\right)^{3/2} \times [f(\mu_i, K_{0i}) + J_{1/2}(\mu_i, K_{0i}^2)], \quad (10)$$

where μ_i is the local chemical potential and T is nuclear temperature. The function f and K will be given later. The local kinetic energy density $\frac{\hbar^2\tau_i}{2m}$ reads

$$\begin{aligned} \tau_i(\mu_i) = & \frac{1}{2}\tau_0(\mu_i) + \frac{1}{2\pi^2}\left(\frac{2mT}{\hbar^2}\right)^{5/2} \\ & \times \left[\frac{1}{3}K_{0i}^2 f(\mu_i, K_{0i}) + \frac{1}{3}J_{1/2}(\mu_i, K_{0i}^2) \right. \\ & \left. + \int_0^{K_{0i}} J_1(\mu_i - x^2)dx \right] + \Delta\tau_i(\mu_i). \end{aligned} \quad (11)$$

And the entropy density s_i is written as

$$\begin{aligned} s_i(\mu_i) = & \frac{1}{2}s_0(\mu_i) + \frac{1}{2\pi^2}\left(\frac{2mT}{\hbar^2}\right)^{3/2} \\ & \times \left[\left(\frac{1}{3}K_{0i}^2 - \mu_i \right) f(\mu_i, K_{0i}) + \frac{1}{3}J_{1/2}(\mu_i, K_{0i}^2) \right. \\ & \left. - \mu_i J_{1/2}(\mu_i, K_{0i}^2) + 2 \int_0^{K_{0i}} J_1(\mu_i - x^2)dx \right]. \end{aligned} \quad (12)$$

Here $i = 1, 2$ represents the projectile and target, and $K_{01} = \frac{\hbar K_0}{\sqrt{2mT}}$, $K_{02} = K_R - K_{01}$ with $K_r = \frac{\hbar K_R}{\sqrt{2mT}}$, and $J_n(\mu) = J_n(\mu, \infty)$ is the Fermi integrals, i.e.

$$J_n(\mu, z) = \int_0^z \frac{x^n dx}{1 + \exp(x - \mu)},$$

and $f(\mu_i, K_{0i}) = K_{0i} \ln[1 + \exp(\mu_i - K_{0i}^2)]$, $\Delta\tau_1(\mu_1) = 0$,

$$\begin{aligned} \Delta\tau_2(\mu_2) = & \frac{1}{2\pi^2}\left(\frac{2mT}{\hbar^2}\right)^{5/2}K_R \\ & \times [J_1(\mu_2) - J_1(\mu_2, K_{02}^2) - K_{02}f(\mu_2, K_{02})] \\ & + k_R^2 \rho_2(\mu_2), \end{aligned}$$

where k_R represents the relative momentum between the target component and projectile component. From the eq.(10,11,12), one can obtain the thermal properties by inversion in principle. But such an inversion procedure is practically not feasible due to the complexity of the equations. Therefore, a more practical way is chosen to solve this problem. First we calculate all reasonable combinations of temperature (T), relative momentum (K_R) and chemical potential (μ_i), and make a table of all the related values ($T, K_R, \mu_i, \rho_i, \tau_i, s_i$). Second from the nuclear matter density and kinetic energy density eq.(8,9), which is extracted from the IQMD simulation, we can get the thermal properties by comparing the calculated table. More detailed information can be found in Ref. [37].

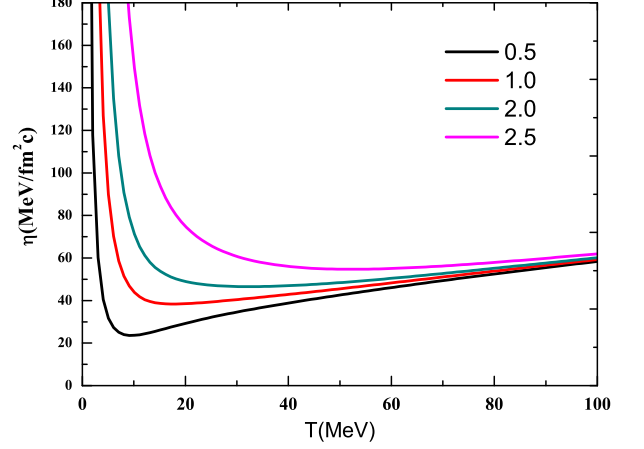


FIG. 1: (Color online) Shear viscosity of nuclear matter as a function of ρ/ρ_0 and T with the Eq.(13). Different colors represent different ρ/ρ_0 , which are illustrated in the inset.

C. Shear Viscosity Formalism

For largely equilibrated systems, fluxes of macro quantities, leading to dissipation, are proportional to gradients within the system. The shear viscosity denoted as η is the coefficient of proportionality between anisotropy of momentum-flux tensor, including dissipation and velocity gradients. In the Boltzmann statistical limit the shear viscosity corresponds to the first order Chapman-Enskog coefficients. In Ref. [25, 26] the nuclear shear viscosity has been derived from the microscopic Boltzmann-Uehling-Ulenbeck equation and can be parameterized as a function of density ρ and temperature T :

$$\begin{aligned} \eta\left(\frac{\rho}{\rho_0}, T\right) = & \frac{1700}{T^2}\left(\frac{\rho}{\rho_0}\right)^2 + \frac{22}{1 + T^2 10^{-3}}\left(\frac{\rho}{\rho_0}\right)^{0.7} \\ & + \frac{5.8\sqrt{T}}{1 + 160T^{-2}}, \end{aligned} \quad (13)$$

where η is in MeV/fm²c, T in MeV, and $\rho_0 = 0.168 \text{ fm}^{-3}$.

Figure 1 shows η as a function of T and ρ/ρ_0 . One can see that η exhibits a very distinct minimum when nuclear matter density is less than normal nuclear density. And as the density increases, the critical temperature also get larger, e.g. for normal density the critical temperature locates around 10 MeV, but for 4 times normal density it is almost 80 MeV. This conclusion is coincident with macroscopic result. For the equilibrium of the considered nuclear matter at the very starting stage being poor, the shear viscosity extracted should be treated as the transport properties of largely equilibrated nuclear matter with the same density and kinetic energy density.

III. CALCULATION AND DISCUSSION

In present work, we simulate head-on collision of Au + Au at different beam energies. The reason why we choose the central collision is that the participant zone is the maximal and the matter is more nuclear liquid-like during the early time evolution of collision.

A. Time evolution of density profile in reaction plane

Fig. 2 shows the evolution of density profile in X-Z plane for Au+Au head-on collisions at 50 MeV/nucleon and 200 MeV/nucleon at 2, 10, 20, 30, 50 and 80 fm/c. The zero point of time is set at the initial contact between project and target (the first left panel). With the collision goes on, the system overlaps and seems more isotropic in phase space. In order to calculate the thermodynamic quantities in different time steps, we select the central sphere with radius $r=5$ fm, which is the volume of nuclear fireball in this paper.

B. Time evolution of thermodynamic variables

The time evolution of the average nuclear matter density (panel (a)) and kinetic energy density (panel (b)) in the central region, with $C_\sigma = 1.0$, is showed in Fig. 3. It is interesting that the maximum density reached is about $1.5\rho_0$ to $2.0\rho_0$ and the maximum kinetic energy density is 10 MeV fm^{-3} to 25 MeV fm^{-3} for the energy displayed in the picture. Along the time scale of the collision one can see that both ρ/ρ_0 and τ are reaching their maxima at about 20 fm/c and a bit earlier for higher energy. After the compression stage the matter starts to expand and flow out of the central region, mainly in the transverse plane, the matter density drops to very small values and the central region is cooled down. But the hot and dense nuclear matter exists much longer when the incident energy is low. At about 80 fm/c the hot and dense matter disappears.

Time evolution of matter density and kinetic energy density are shown in Fig. 4, when C_σ and C_s are set by different values. The upper panels demonstrate the different cross section situation ($C_\sigma \in [0.5, 1.0, 1.5]$), on the other hand the bottom panels are for different symmetry energy. In panels (a) and (b), it is easy to find that the nuclear matter density and kinetic energy density are different to each other when C_σ is different. We found that there is no difference for the nuclear matter density during compression stage. But when the system starts to expand, the larger nucleon-nucleon cross section makes the dense matter stay longer. In contrast with the behavior of density around the maximum compression stage, more distinction for the kinetic energy density is exhibited. It shows that the smaller the nucleon-nucleon cross section, the larger the kinetic energy density. But

these curves almost overlap each other after 40 fm/c, it may be understood that the longitudinal energy enters the central region more easily when the nucleon-nucleon cross section is small. It should be noted that the large kinetic energy density dose not mean higher temperature, since the kinetic energy is not calculated in the center of mass frame, detailed information can be found in Refs. [37–39, 43, 44]. In addition, the extracted density and kinetic energy density show insensitivity to the symmetry energy as depicted in panel (c) and (d). The curves are overlapped to each other for the whole process. As has been discussed in the previous paragraph, this leads the nuclear matter to the same thermal properties. So the extracted thermal properties based upon the hot Thomas-Fermi formulism is exactly the same with each other. So in this paper we just investigate the nucleon-nucleon cross section effect on thermodynamic and transport quantities in the following texts.

The time evolution of temperature is plotted in Fig. 5. Fig. 5(a) shows the time evolution of temperature with $C_\sigma=1.0$ at different incident energies. Fig. 5(b) shows the time evolution of temperature when the incident energy is fixed at 130 MeV/nucleon but with different cross sections. The following pictures are arranged with the same mode, i.e panel (a) represents a constant cross section $C_\sigma=1.0$ but at different incident energies; panel (b) means a constant incident energy at 130 MeV/nucleon with different cross section. For a given beam energy, temperature increases at first, then reaches a local maximum about 20 fm/c and decreases till a saturate value about 80 fm/c. The higher the incident energy, the larger the maximum value. The corresponding time at maximum value is a little earlier than that for the density and kinetic density. In panel (b), it is found that the larger cross section makes the system a little hotter. The reason is that there are more frequent nucleon-nucleon collisions as σ_{NN} becomes larger, which makes the translation from the longitudinal energy to thermal energy more efficiently.

Fig. 6 shows the time evolution of chemical potential (μ). Again, the left panel displays the normal cross section one, we can find that μ increases in the compression stage and decreases in the expansion stage, and the lower the incident energy, the larger the chemical potential. This might be understood as a large compound nucleus is formed during the compression stage, and the lower the incident energy, the larger the compound nuclei is. In panel (b), it shows that the chemical potential becomes generally larger when nucleon-nucleon cross section is larger.

The time evolution of entropy density is plotted in Fig. 7. It is found that the entropy density almost synchronically evolves with the temperature. The higher the incident energy and nucleon-nucleon cross section, the larger the entropy density is.

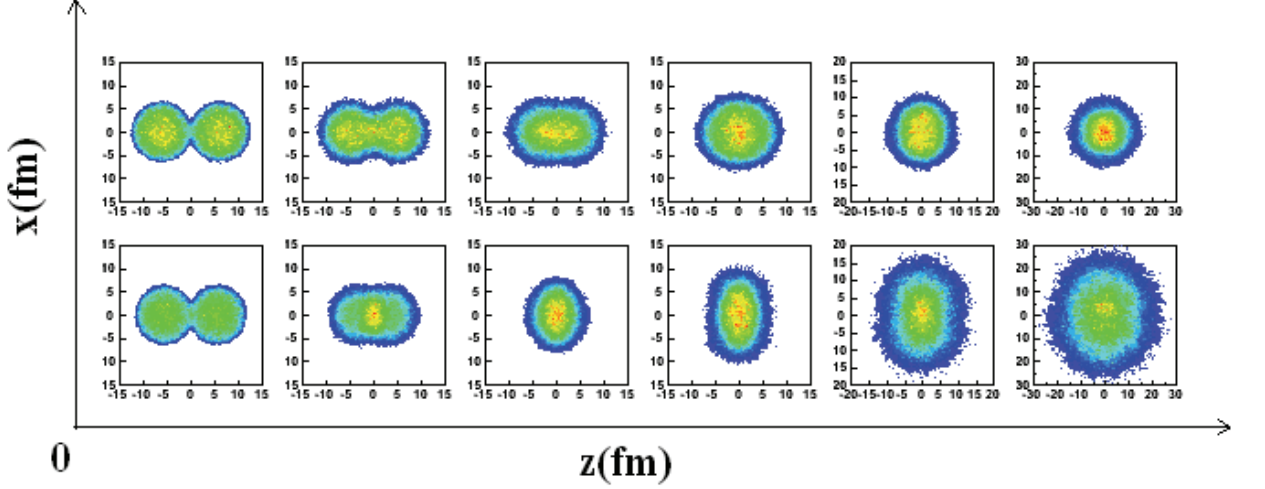


FIG. 2: (Color online) X-Z density profile in different time step for Au+Au head-on collisions at 50 MeV/nucleon (upper panels) and 200 MeV/nucleon (lower panels), respectively. From left to right panels, time step is 2, 10, 20, 30, 50 and 80 fm/c, respectively.

C. Ratio of shear viscosity to entropy density

Now we can move to the discussion on transport coefficient. Since the nuclear participant in central region could be seen as nuclear fluid, we adopt the Eq. 13 to calculate the shear viscosity. Unlike the Green-Kubo formula [31, 32], the advantage of the equation is that we can investigate the time evolution of shear viscosity in the framework of transport model. But it should be noted that Eq. 13 is principally applicable when the sys-

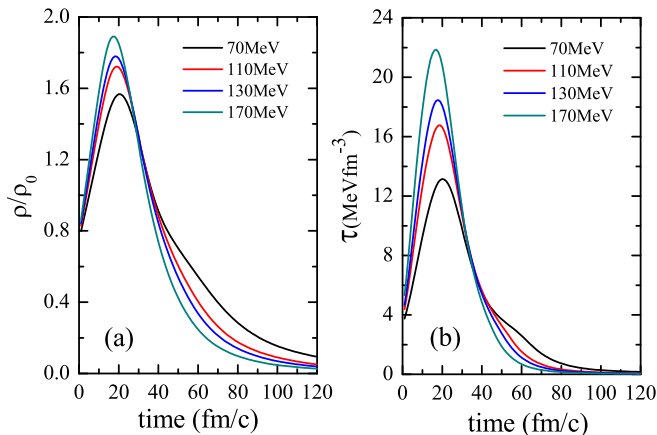


FIG. 3: (Color online) Time evolution of mean matter density (a) and kinetic energy density (b) at different beam energies.

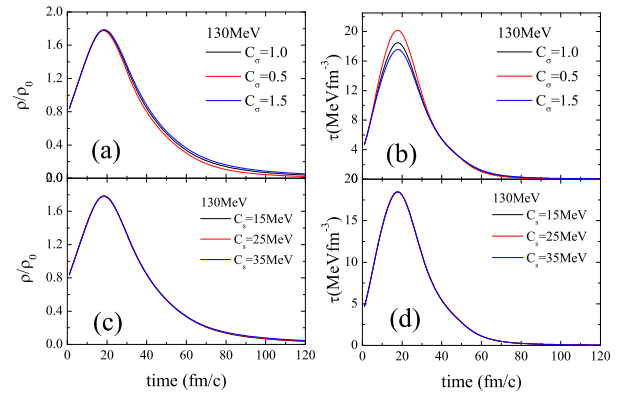


FIG. 4: (Color online) Time evolution of mean nuclear matter density ((a) and (c)), and the kinetic energy density ((b) and (d)) in the central region defined as a sphere with radius equals 5 fm of head-on Au+Au collisions at 130 MeV/nucleon. Different nucleon-nucleon cross section ((a) and (b)) and symmetry energy parameter ((c) and (d)) are used.

tem is largely equilibrated. However, a full equilibrium is hardly achieved during the whole heavy-ion process. So the shear viscosity extracted here should be treated as the properties of an equilibrated nuclear fireball with the same thermodynamic state as the simulated one.

Fig. 8 displays the time evolution of shear viscosity (η), it shows an increase in earlier stage and then drops with

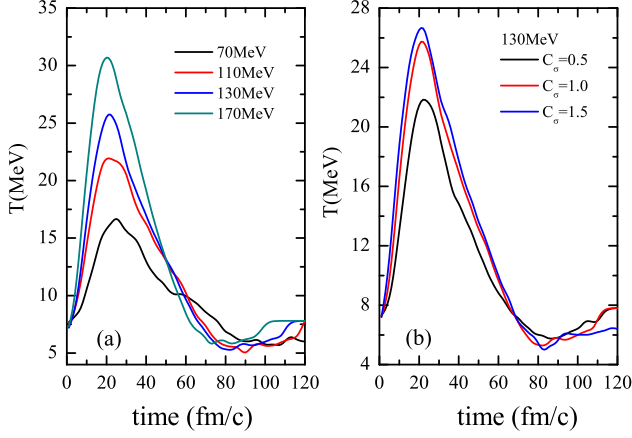


FIG. 5: (Color online) Time evolution of temperature generated in the central region at normal nucleon-nucleon cross section at different incident energies (a), or at 130 MeV/nucleon but with different σ_{NN} (b). The incident energies and NN cross section parameters are illustrated in the inset.

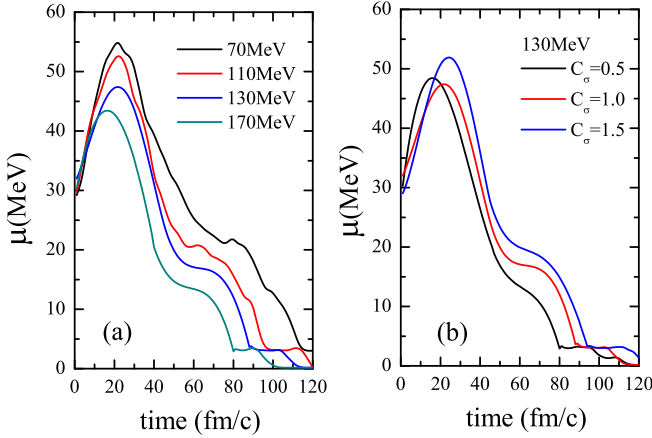


FIG. 6: (Color online) Same as Fig. 5 but for chemical potential.

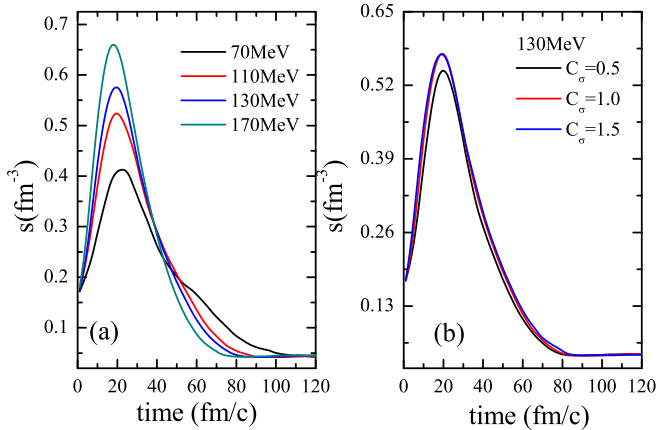


FIG. 7: (Color online) Same as Fig. 5 but for entropy density.

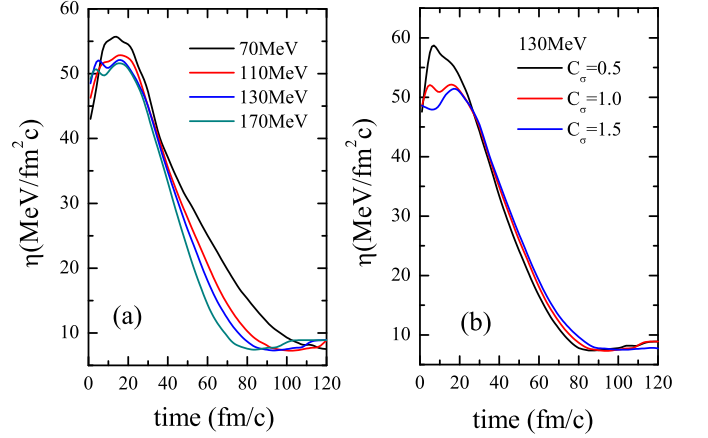


FIG. 8: (Color online) Same as Fig. 5 but for shear viscosity η of the central fireball.

time. As Eq. 1 shows, here the shear viscosity depends on both temperature and density which varies with time. Roughly speaking, the shear viscosity increases in the compression stage and decreases as the system expands. The smaller the nucleon-nucleon cross section, the larger the viscosity in the maximum compression stage.

When the entropy density is taken into account, the ratio of shear viscosity to entropy density shows a minimum near maximum compression point as shown in Fig. 9. From the hydrodynamical point of view, the less the η/s , the more perfect the matter. In this sense, the nuclear matter becomes a more ideal-like liquid around the most compressible point in comparison with other evolution stages. But note that this minimum η/s is just a transient process. In addition, the extent of approaching an ideal-like liquid of the nuclear matter is growing up with the increasing of beam energy. In relativistic energy domain, the η/s of quark-gluon matter becomes very small, close to $1/4\pi$ (KSS bound), it is called a kind of perfect liquid.

Temperature dependence of η/s is an important issue to understand the transport properties of the nuclear matter in different hot and dense environment. To this end, we plot a correlation between η/s and temperature in Fig. 10(a) at different energies. Note that the density is not fixed in each curve. It is found that there is a decrease of η/s at first when the system is in the compression stage. With the system begins to expand, η/s becomes increasing. The higher the beam energy, the hotter the nuclear matter, and the smaller the η/s . From this picture it is obvious to find the time when the η/s approaches its transient minimum, is exactly the same as the nuclear matter gets the highest temperature. On the other hand, in the present beam energy domain below 200 MeV/nucleon, the transient minimum of η/s which corresponds to the larger compression stage is around 0.4, which is about 5 times of KSS bound (i.e. $1/4\pi$).

Furthermore, we can also extract the correlation be-

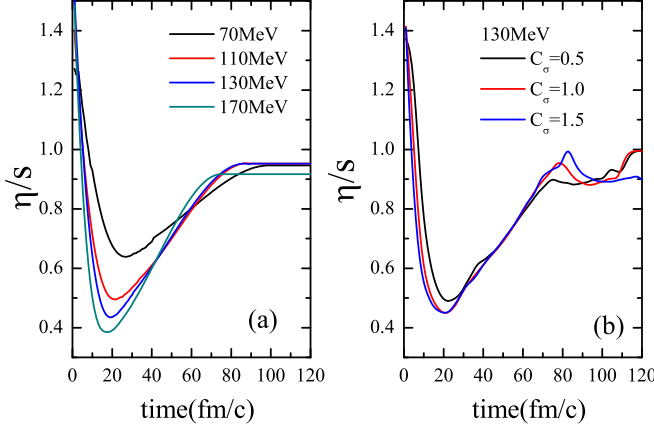


FIG. 9: (Color online) Same as Fig. 5 but for shear viscosity to entropy density η/s of the nuclear fireball which is generated in the central region.

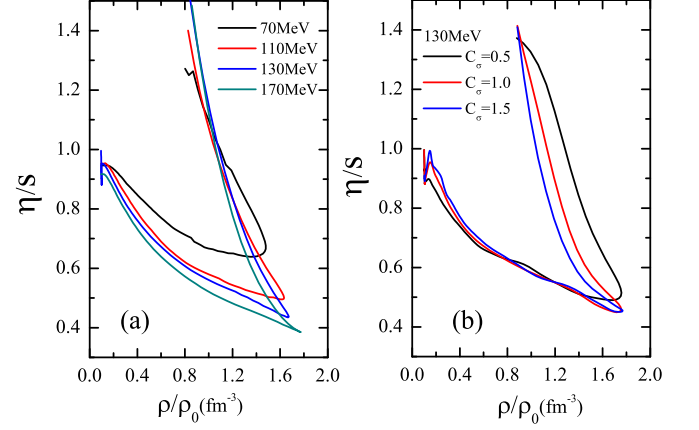


FIG. 11: (Color online) Same as Fig. 10 but for density dependence of η/s .

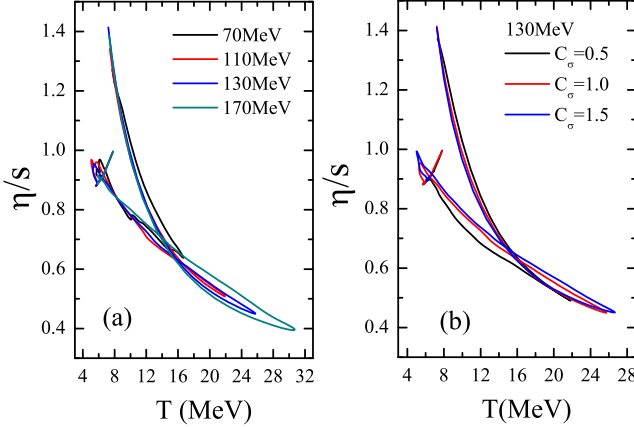


FIG. 10: (Color online) (a): The correlation between η/s and temperature at different beam energies with a normal nucleon-nucleon cross section parametrization; (b): the η/s evolves versus temperature at 130 MeV/nucleon with the different nucleon-nucleon cross section. The incident energy and nucleon-nucleon cross section is illustrated in the inset.

tween η/s and nuclear matter density as shown in Fig. 11. Here temperature is another hidden variable. Similar to Fig. 10, η/s first drops to a minimum value as the density is compressed to a maximum point and then rises up when the system expands. Larger compressible state produces a less η/s , i.e. the system is close to a more ideal-like state. For nucleon-nucleon cross section, the effect is mostly reflected before the compressible phase, where a larger cross section shows a less η/s in a given density.

Considering that only final reaction products can be detected in experiments, such as the multiplicity and flows of the fragments and light particles, it is therefore necessary to check the η/s in the freeze-out stage and

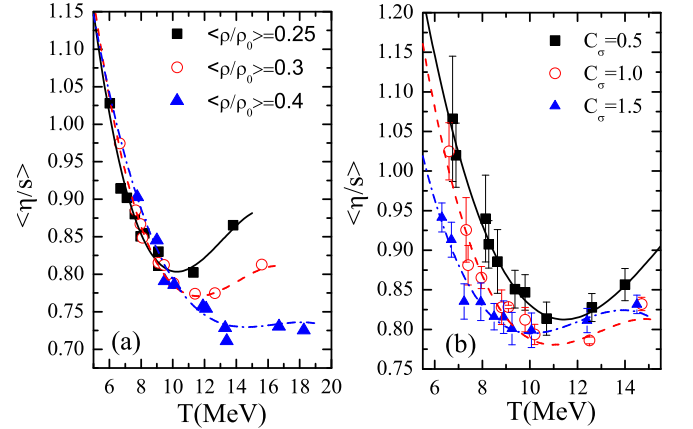


FIG. 12: (Color online) The average of η/s as a function of temperature at different fixed freeze-out densities (a) and different cross sections (b).

see if it is a useful probe to study the properties of nuclear matter as well as liquid gas phase transition. The freeze-out volume has been already studied in many previous works [49, 50], but in our case, it is more suitable to define a freeze-out density instead. The time average values of η/s when the nuclear matter is in some given freeze-out density regions of ρ/ρ_0 in [0.2, 0.3], [0.25, 0.35] and [0.35, 0.45] have been extracted as a function of temperature.

Fig. 12 shows a correlation of the above averaged η/s versus temperature for some given freeze-out densities (a) and with different σ_{NN} (b). From Fig. 12(a) we observe that there exhibits a local minimum of η/s with a value of 0.7 to 0.8 (about 9-10 times of KSS bound), depending on the freeze-out density, in the range of 9 - 15 MeV of temperature, this phenomenon shall be related to the liquid gas phase transition. With the increasing of freeze-out

density, we observe the minimal value of η/s decreases and while its corresponding turning or saturated temperature increases. The former is consistent with the results showed in Fig. 12 and the latter can be understood by the critical temperature/pressure increases with the freeze-out density as expected by the pressure-density phase diagram [1, 53]. In contrast with the sensitivity of η/s to freeze-out density, Fig. 12(b) demonstrates that the time averaged η/s when the system is in a given ρ/ρ_0 in [0.2, 0.4] is not so much dependent on different σ_{NN} , which is also consistent with Fig. 11(b). It is interesting to note that phase transition temperature 9 – 15 MeV which corresponds a local minimum of η/s is basically coincident with previous works [54, 55].

IV. SUMMARY AND OUTLOOK

Thermodynamical and transport properties of a fireball formed in head-on Au+Au collisions are investigated in a framework of quantum molecular dynamics model. The relationships between different thermodynamic quantities are explored. The influences of nucleon-nucleon cross section and symmetry energy on the thermodynamical and transport properties are also focused. We found that all the properties are very sensitive to the nucleon-nucleon cross section and insensitive to the symmetry energy. In our calculations, the shear viscosity is calculated by a parametrization formula developed by Danilewicz and entropy density is obtained by a generalized hot Thomas Fermi formalism. The present work gives a time evolution of shear viscosity over entropy density ratio of nuclear fireball, which shows that a transient

minimal η/s occurs in the largest compression stage. The results at different beam energies show that the larger the compression, the more perfect the nuclear fireball behaves. In the present beam energy domain below 200 MeV/nucleon, this transient η/s approaches to 5 times KSS bound. In addition, temperature and density dependencies of η/s are also investigated. It is of very interesting to observe that a local η/s minimum, which is about 9-10 times KSS bound, emerges from the temperature dependence of η/s at different constant freeze-out densities (0.25 - 0.4 ρ_0), which corresponds to a liquid-gas phase transition occurring in the intermediate energy heavy-ion collisions. From the temperature dependence of η/s , we learn that the phase transition temperature rises up with the freeze-out density. However, the present work is still in a phenomenological level for investigating η/s of hot nuclear matter which is formed in intermediate energy heavy-ion collisions, experimental measurements of η/s are still not available so far. Therefore, proposals for direct probes of shear viscosity and entropy density in intermediate energy HIC are very crucial and welcome for constraining the transport properties of nuclear matter around the liquid-gas phase transition.

ACKNOWLEDGMENTS

This work is partially supported by the NSFC under contracts No. 11035009, 11220101005, 10979074, 11175231, the Major State Basic Research Development Program in China under Contract No. 2013CB834405, and the Knowledge Innovation Project of Chinese Academy of Sciences under Grant No. KJCX2-EW-N01.

-
- [1] S. Das Gupta, A. Z. Mekjian, and M. B. Tsang, *Adv. Nucl. Phys.* **26**, 89 (2001).
 - [2] A. Bonasera, M. Bruno, C. O. Dorso, and P. F. Mastinu, *Riv. Nuovo Cimento* **23**, 1 (2000).
 - [3] B. Borderie, M. F. Rivet, *Progr. Part. Nucl. Phys.* **61**, 551 (2008).
 - [4] J. Pochodzalla *et al.* (ALADIN Collaboration), *Phys. Rev. Lett.* **75**, 1040 (1995).
 - [5] J. B. Natowitz, K. Hagel, Y. G. Ma, M. Murray, L. Qin, R. Wada, and J. Wang, *Phys. Rev. Lett.* **89**, 212701 (2002).
 - [6] D. H. E. Gross, *Rep. Prog. Phys.* **53**, 605 (1990).
 - [7] J. P. Bondorf, A.S. Botvina *et al.*, *Phys. Rep.* **257**, 133 (1995).
 - [8] Y. G. Ma, W. Q. Shen, *Nucl. Sci. Tech.* **15**, 4 (2004); G. Q. Zhang *et al.*, *Nucl. Sci. Tech.* **23**, 61 (2012).
 - [9] M. L. Gilkes *et al.*, *Phys. Rev. Lett.* **73**, 1590 (1994).
 - [10] J. B. Elliott *et al.*, *Phys. Rev. C* **49**, 3185 (1994); *Phys. Rev. Lett.* **88**, 042701 (2002).
 - [11] Y. G. Ma, *Phys. Rev. Lett.* **83**, 3617 (1999); *Eur. Phys. J. A* **30**, 227 (2006); Y.G. Ma *et al.*, *Phys. Rev. C* **69**, 031604(R) (2004); *Phys. Rev. C* **71**, 054606 (2005);
 - [12] M. E. Fisher, *Rep. Prog. Phys.* **30**, 615 (1969); *Physics* **3**, 255 (1967).
 - [13] F. Gulminelli and M. D’Agostino, *Eur. Phys. J. A* **30**, 253 (2006).
 - [14] O. Lopez and M.F. Rivet, *Eur. Phys. J. A* **30**, 263 (2006).
 - [15] L. P. Csernai, J.I. Kapusta and L.D. McLerran, *Phys. Rev. Lett.* **97**, 152303 (2006).
 - [16] P. K. Kovtun, D. T. Son and A. O. Starinets, *Phys. Rev. Lett.* **94**, 111601 (2005).
 - [17] G. Policastro, D. T. Son, and A. O. Starinets, *Phys. Rev. Lett.* **87**, 081601 (2001).
 - [18] N. Demir, S. A. Bass, *Phys. Rev. Lett.* **102**, 172302 (2009).
 - [19] R. Lacey *et al.*, *Phys. Rev. Lett.* **98**, 092301 (2007).
 - [20] Jiunn-Wei Chen, Eiji Nakano, *Phys. Lett. B* **647**, 371 (2007).
 - [21] J. I. Kapusta and T. Springer, *Phys. Rev. D* **78**, 066017 (2008).
 - [22] A. Majumder, B. Müller, and Xin-Nian Wang, *Phys. Rev. Lett.* **99**, 192301 (2007).
 - [23] Zhe Xu and Carsten Greiner, *Phys. Rev. Lett.* **100**, 172301 (2008);
 - [24] J. W. Chen, Y. H. Li, Y. F. Liu, E. Nakano, *Phys. Rev. D* **76**, 114011 (2007).

- [25] P. Danielewicz, Phys. Lett. B **146**, 168 (1984).
- [26] P. Danielewicz, B. Barker, J. Li, AIP Conf. Proc. **1128**, 104 (2009).
- [27] L. Shi and P. Danielewicz, Phys. Rev. C **68**, 064604 (2003).
- [28] S. Pal, Phys. Lett. B **684**, 211 (2010); Phys. Rev. C **81**, 051601(R) (2010).
- [29] N. Auerbach, S. Shlomo, Phys. Rev. Lett. **103**, 172501 (2009).
- [30] C. L. Zhou, Y. G. Ma, D. Q. Fang, EPL **98**, 66003 (2011).
- [31] S. X. Li, D. Q. Fang, Y. G. Ma, C. L. Zhou, Nucl. Sci. Tech. **22**, 235 (2011).
- [32] R. Kubo, Rep. Prog. Phys. **29**, 255 (1966).
- [33] Y. G. Ma, *et al.*, Phys. Rev. C **73**, 014604 (2006).
- [34] J. M. Lattimer and M. Prakash, Science **304**, 536 (2004); D. T. Loan *et al.*, Phys. Rev C **83**, 065809 (2011).
- [35] J. B. Natowitz *et al.*, Phys. Rev. Lett. **104**, 202501 (2010); L. Qin *et al.*, Phys. Rev. Lett. **108**, 172701 (2012).
- [36] S. Kumar, Y. G. Ma, Phys. Rev. C, in press (2012); S. Kumar, Y. G. Ma, G. Q. Zhang, and C. L. Zhou, Phys. Rev. C **84**, 044620 (2011); **85**, 024620 (2012).
- [37] D. T. Khoa, N. Ohtsuka, A. Faessler, M. A. Martin, S. W. Huang, E. Lehmann and Y. Lotfy, Nucl. Phys. **A 542**, 671 (1992).
- [38] D. T. Khoa, N. Ohtsuka, A. Faessler, M. A. Martin, S. W. Huang, E. Lehmann and P. K. Puri, Nucl. Phys. **A 548**, 102 (1992).
- [39] P. K. Puri, N. Ohtsuka, E. Lehmann, A. Faessler, D. T. Khoa, M. A. Martin, G. Batko and S. W. Huang, 1992 GSI Scientific Report 93-1, GSI, Darmstadt, Germany, p. 126.
- [40] J. Aichelin, Phys. Rep. **202**, 233 (1991).
- [41] C. Hartnack, Rajeev K. Puri, J. Aichelin, J. Konopka, S.A. Bass, H. Stöcker, and W. Greiner, Eur. Phys. J. **A1**, 151 (1998).
- [42] C. Hartnack, Li Zhuxia, L. Neise, G. Peilert, A. Rosenhauer, H. Sorge, J. Aichelin, H. Stöcker and W. Greiner, Nucl. Phys. **A495**, 303c (1989).
- [43] M. Barranco and J. Treiner, Nucl. Phys. **A351**, 269 (1981).
- [44] M. Rashdan, A. Faessler, M. Ismail and N. Ohtsuka, Nucl. Phys. **A468**, 168 (1987).
- [45] G. F. Peaslee *et al.*, Phys. Rev. C **49**, R2271 (1994).
- [46] C. A. Ogilvie *et al.*, Phys. Rev. Lett. **67**, 1214 (1991).
- [47] M. B. Tsang *et al.*, Phys. Rev. Lett. **71**, 1502 (1993).
- [48] Y. G. Ma, W. Q. Shen, Phys. Rev. C **51**, 710 (1995).
- [49] S. Piantelli *et al.* (INDRA Collaboration), Phys. Lett. **B627**, 18 (2005).
- [50] M. Parlog *et al.*, Eur. Phys. J. **A25**, 223 (2005).
- [51] S. A. Bass, C. Hartnack, Stocker, H. Stocker, W. Greiner, Phys. Rev. C **51**, 12 (R) (1995).
- [52] C. Hartnack, R. K. Puri, J. Aichelin, J. Konopka, S. A. Bass, H. Stocker, W. Greiner, Eur. Phys. J. **A 1**, 151 (1998).
- [53] Y. G. Ma, Q. M. Su, W. Q. Shen, J.S. Wang, D. Q. Fang, X.Z. Cai, H. Y. Zhang, D.D. Han, Eur. Phys. J. **A 4**, 217 (1999).
- [54] D. Bandyopadhyaya, C. Samantaa, S.K. Samaddara and J.N. De, Nucl. Phys. **A 511**, 1 (1990).
- [55] J. N. De, S. Das Gupta, S. Shlomo, and S. K. Samaddar, Phys. Rev. C **55**, R1641 (1997).