

Study of $B^0 \rightarrow \rho^0 \rho^0$ decays, implications for the CKM angle ϕ_2 and search for other B^0 decay modes with a four-pion final state

P. Vanhoefer,³² J. Dalseno,^{32,54} C. Kiesling,³² I. Adachi,¹² H. Aihara,⁵⁸ D. M. Asner,⁴⁵ V. Aulchenko,³ T. Aushev,²⁰ A. M. Bakich,⁵² A. Bala,⁴⁶ V. Bhardwaj,³⁷ B. Bhuyan,¹⁴ G. Bonvicini,⁶³ A. Bozek,⁴¹ M. Bračko,^{31,21} T. E. Browder,¹¹ M.-C. Chang,⁸ P. Chang,⁴⁰ V. Chekelian,³² A. Chen,³⁸ P. Chen,⁴⁰ B. G. Cheon,¹⁰ K. Chilikin,²⁰ R. Chistov,²⁰ K. Cho,²⁵ V. Chobanova,³² Y. Choi,⁵¹ D. Cinabro,⁶³ Z. Doležal,⁴ Z. Drásal,⁴ S. Eidelman,³ H. Farhat,⁶³ J. E. Fast,⁴⁵ T. Ferber,⁷ V. Gaur,⁵³ N. Gabyshev,³ S. Ganguly,⁶³ A. Garmash,³ R. Gillard,⁶³ Y. M. Goh,¹⁰ B. Golob,^{29,21} T. Hara,¹² K. Hayasaka,³⁶ H. Hayashii,³⁷ T. Higuchi,²⁴ Y. Horii,³⁶ Y. Hoshi,⁵⁶ W.-S. Hou,⁴⁰ H. J. Hyun,²⁷ T. Iijima,^{36,35} A. Ishikawa,⁵⁷ R. Itoh,¹² Y. Iwasaki,¹² T. Iwashita,³⁷ I. Jaegle,¹¹ T. Julius,³³ D. H. Kah,²⁷ E. Kato,⁵⁷ H. Kawai,⁵ T. Kawasaki,⁴³ D. Y. Kim,⁵⁰ H. O. Kim,²⁷ J. B. Kim,²⁶ J. H. Kim,²⁵ M. J. Kim,²⁷ Y. J. Kim,²⁵ K. Kinoshita,⁶ J. Klucar,²¹ B. R. Ko,²⁶ S. Korpar,^{31,21} P. Križan,^{29,21} P. Krokovny,³ B. Kronenbitter,²³ T. Kuhr,²³ T. Kumita,⁶⁰ A. Kuzmin,³ Y.-J. Kwon,⁶⁵ J. S. Lange,⁹ S.-H. Lee,²⁶ J. Li,⁴⁹ L. Li Gioi,³² J. Libby,¹⁵ C. Liu,⁴⁸ Y. Liu,⁶ D. Liventsev,¹² P. Lukin,³ K. Miyabayashi,³⁷ H. Miyata,⁴³ R. Mizuk,^{20,34} G. B. Mohanty,⁵³ A. Moll,^{32,54} H.-G. Moser,³² R. Mussa,¹⁹ E. Nakano,⁴⁴ M. Nakao,¹² Z. Natkaniec,⁴¹ E. Nedelkovska,³² N. K. Nisar,⁵³ S. Nishida,¹² O. Nitoh,⁶¹ S. Ogawa,⁵⁵ P. Pakhlov,^{20,34} G. Pakhlova,²⁰ C. W. Park,⁵¹ H. Park,²⁷ H. K. Park,²⁷ T. K. Pedlar,³⁰ R. Pestotnik,²¹ M. Petrič,²¹ L. E. Piilonen,⁶² M. Ritter,³² M. Röhrken,²³ A. Rostomyan,⁷ S. Ryu,⁴⁹ H. Sahoo,¹¹ T. Saito,⁵⁷ Y. Sakai,¹² S. Sandilya,⁵³ L. Santelj,²¹ T. Sanuki,⁵⁷ Y. Sato,⁵⁷ V. Savinov,⁴⁷ O. Schneider,²⁸ G. Schnell,^{1,13} C. Schwanda,¹⁷ A. J. Schwartz,⁶ D. Semmler,⁹ K. Senyo,⁶⁴ O. Seon,³⁵ M. E. Sevier,³³ M. Shapkin,¹⁸ C. P. Shen,² T.-A. Shibata,⁵⁹ J.-G. Shiu,⁴⁰ B. Shwartz,³ A. Sibidanov,⁵² F. Simon,^{32,54} Y.-S. Sohn,⁶⁵ A. Sokolov,¹⁸ E. Solovieva,²⁰ M. Starič,²¹ M. Steder,⁷ T. Sumiyoshi,⁶⁰ U. Tamponi,^{19,66} G. Tatishvili,⁴⁵ Y. Teramoto,⁴⁴ K. Trabelsi,¹² T. Tsuboyama,¹² M. Uchida,⁵⁹ S. Uehara,¹² Y. Unno,¹⁰ S. Uno,¹² S. E. Vahsen,¹¹ C. Van Hulse,¹ G. Varner,¹¹ K. E. Varvell,⁵² A. Vinokurova,³ V. Vorobyev,³ M. N. Wagner,⁹ C. H. Wang,³⁹ M.-Z. Wang,⁴⁰ P. Wang,¹⁶ X. L. Wang,⁶² Y. Watanabe,²² K. M. Williams,⁶² E. Won,²⁶ Y. Yamashita,⁴² S. Yashchenko,⁷ Y. Yook,⁶⁵ Z. P. Zhang,⁴⁸ V. Zhilich,³ V. Zhulanov,³ and A. Zupanc²³

(The Belle Collaboration)

¹University of the Basque Country UPV/EHU, 48080 Bilbao

²Beihang University, Beijing 100191

³Budker Institute of Nuclear Physics SB RAS and
Novosibirsk State University, Novosibirsk 630090

⁴Faculty of Mathematics and Physics, Charles University, 121 16 Prague

⁵Chiba University, Chiba 263-8522

⁶University of Cincinnati, Cincinnati, Ohio 45221

⁷Deutsches Elektronen-Synchrotron, 22607 Hamburg

⁸Department of Physics, Fu Jen Catholic University, Taipei 24205

⁹Justus-Liebig-Universität Gießen, 35392 Gießen

- ¹⁰*Hanyang University, Seoul 133-791*
- ¹¹*University of Hawaii, Honolulu, Hawaii 96822*
- ¹²*High Energy Accelerator Research Organization (KEK), Tsukuba 305-0801*
- ¹³*Ikerbasque, 48011 Bilbao*
- ¹⁴*Indian Institute of Technology Guwahati, Assam 781039*
- ¹⁵*Indian Institute of Technology Madras, Chennai 600036*
- ¹⁶*Institute of High Energy Physics,
Chinese Academy of Sciences, Beijing 100049*
- ¹⁷*Institute of High Energy Physics, Vienna 1050*
- ¹⁸*Institute for High Energy Physics, Protvino 142281*
- ¹⁹*INFN - Sezione di Torino, 10125 Torino*
- ²⁰*Institute for Theoretical and Experimental Physics, Moscow 117218*
- ²¹*J. Stefan Institute, 1000 Ljubljana*
- ²²*Kanagawa University, Yokohama 221-8686*
- ²³*Institut für Experimentelle Kernphysik,
Karlsruher Institut für Technologie, 76131 Karlsruhe*
- ²⁴*Kavli Institute for the Physics and Mathematics of the Universe (WPI),
University of Tokyo, Kashiwa 277-8583*
- ²⁵*Korea Institute of Science and Technology Information, Daejeon 305-806*
- ²⁶*Korea University, Seoul 136-713*
- ²⁷*Kyungpook National University, Daegu 702-701*
- ²⁸*École Polytechnique Fédérale de Lausanne (EPFL), Lausanne 1015*
- ²⁹*Faculty of Mathematics and Physics,
University of Ljubljana, 1000 Ljubljana*
- ³⁰*Luther College, Decorah, Iowa 52101*
- ³¹*University of Maribor, 2000 Maribor*
- ³²*Max-Planck-Institut für Physik, 80805 München*
- ³³*School of Physics, University of Melbourne, Victoria 3010*
- ³⁴*Moscow Physical Engineering Institute, Moscow 115409*
- ³⁵*Graduate School of Science, Nagoya University, Nagoya 464-8602*
- ³⁶*Kobayashi-Maskawa Institute, Nagoya University, Nagoya 464-8602*
- ³⁷*Nara Women's University, Nara 630-8506*
- ³⁸*National Central University, Chung-li 32054*
- ³⁹*National United University, Miao Li 36003*
- ⁴⁰*Department of Physics, National Taiwan University, Taipei 10617*
- ⁴¹*H. Niewodniczanski Institute of Nuclear Physics, Krakow 31-342*
- ⁴²*Nippon Dental University, Niigata 951-8580*
- ⁴³*Niigata University, Niigata 950-2181*
- ⁴⁴*Osaka City University, Osaka 558-8585*
- ⁴⁵*Pacific Northwest National Laboratory, Richland, Washington 99352*
- ⁴⁶*Panjab University, Chandigarh 160014*
- ⁴⁷*University of Pittsburgh, Pittsburgh, Pennsylvania 15260*
- ⁴⁸*University of Science and Technology of China, Hefei 230026*
- ⁴⁹*Seoul National University, Seoul 151-742*
- ⁵⁰*Soongsil University, Seoul 156-743*
- ⁵¹*Sungkyunkwan University, Suwon 440-746*
- ⁵²*School of Physics, University of Sydney, NSW 2006*

⁵³Tata Institute of Fundamental Research, Mumbai 400005

⁵⁴Excellence Cluster Universe, Technische Universität München, 85748 Garching

⁵⁵Toho University, Funabashi 274-8510

⁵⁶Tohoku Gakuin University, Tagajo 985-8537

⁵⁷Tohoku University, Sendai 980-8578

⁵⁸Department of Physics, University of Tokyo, Tokyo 113-0033

⁵⁹Tokyo Institute of Technology, Tokyo 152-8550

⁶⁰Tokyo Metropolitan University, Tokyo 192-0397

⁶¹Tokyo University of Agriculture and Technology, Tokyo 184-8588

⁶²CNP, Virginia Polytechnic Institute and State University, Blacksburg, Virginia 24061

⁶³Wayne State University, Detroit, Michigan 48202

⁶⁴Yamagata University, Yamagata 990-8560

⁶⁵Yonsei University, Seoul 120-749

⁶⁶University of Torino, 10124 Torino

Abstract

We present a study of the branching fraction of the decay $B^0 \rightarrow \rho^0 \rho^0$ and the fraction of longitudinally polarized ρ^0 mesons in this decay. The results are obtained from the final data sample containing 772×10^6 $B\bar{B}$ pairs collected at the $\Upsilon(4S)$ resonance with the Belle detector at the KEKB asymmetric-energy e^+e^- collider. We find 166 ± 59 $B^0 \rightarrow \rho^0 \rho^0$ events (including systematic uncertainties), corresponding to a branching fraction of

$$\mathcal{B}(B^0 \rightarrow \rho^0 \rho^0) = (1.02 \pm 0.30 \text{ (stat)} \pm 0.15 \text{ (syst)}) \times 10^{-6}$$

with a significance of 3.4 standard deviations and a longitudinal polarization fraction

$$f_L = 0.21_{-0.22}^{+0.18} \text{ (stat)} \pm 0.15 \text{ (syst)}.$$

We use the longitudinal polarization fraction to determine the Cabibbo-Kobayashi-Maskawa matrix angle $\phi_2 = (84.9 \pm 13.5)^\circ$ through an isospin analysis in the $B \rightarrow \rho\rho$ system. We furthermore find 125 ± 41 $B^0 \rightarrow f_0 \rho^0$ events, corresponding to

$$\mathcal{B}(B^0 \rightarrow f_0 \rho^0) \times \mathcal{B}(f_0 \rightarrow \pi^+ \pi^-) = (0.78 \pm 0.22 \text{ (stat)} \pm 0.11 \text{ (syst)}) \times 10^{-6},$$

with a significance of 3.1 standard deviations. We find no other significant contribution with the same final state, and set upper limits at 90% confidence level on the (product) branching fractions,

$$\begin{aligned} \mathcal{B}(B^0 \rightarrow \pi^+ \pi^- \pi^+ \pi^-) &< 11.2 \times 10^{-6}, \\ \mathcal{B}(B^0 \rightarrow \rho^0 \pi^+ \pi^-) &< 12.0 \times 10^{-6}, \\ \mathcal{B}(B^0 \rightarrow f_0 \pi^+ \pi^-) \times \mathcal{B}(f_0 \rightarrow \pi^+ \pi^-) &< 3.0 \times 10^{-6} \text{ and} \\ \mathcal{B}(B^0 \rightarrow f_0 f_0) \times \mathcal{B}(f_0 \rightarrow \pi^+ \pi^-)^2 &< 0.2 \times 10^{-6}. \end{aligned}$$

PACS numbers: 11.30.Er, 12.15.Hh, 13.25.Hw

I. INTRODUCTION

CP violation in the standard model (SM) is due to an irreducible complex phase in the Cabibbo-Kobayashi-Maskawa (CKM) quark-mixing matrix [1, 2]. Mixing-induced CP violation in the B sector has been clearly observed by the Belle [3, 4] and BaBar [5, 6] collaborations in the $b \rightarrow c\bar{c}s$ induced decay $B^0 \rightarrow J/\psi K_S^0$, while many other modes provide additional information on CP violating parameters [7, 8].

Decays that proceed predominantly through the $b \rightarrow u\bar{d}$ transition are sensitive to one of the angles of the unitarity triangle, ϕ_2 (or α) $\equiv \arg[(-V_{td}V_{tb}^*)/(V_{ud}V_{ub}^*)]$; its current world average is $\phi_2 = (88.5_{-4.4}^{+4.7})^\circ$ [9]. The Belle, BaBar and LHCb collaborations have reported time-dependent CP asymmetries in these modes that include decays such as $B^0 \rightarrow \pi^+\pi^-$ [10–12], $\rho^\pm\pi^\mp$ [13, 14], $\rho^+\rho^-$ [15, 16], $\rho^0\rho^0$ [17, 18] and $a_1^\pm\pi^\mp$ [19–21]. A feature common to these measurements is that possible loop contributions, in addition to the leading-order tree amplitude, can shift the measured angle to $\phi_2^{\text{eff}} \equiv \phi_2 + \Delta\phi_2$. This inconvenience can be overcome with bounds on $\Delta\phi_2$ determined using either an isospin analysis [22] or $SU(3)$ flavor symmetry [23].

This analysis is concerned with the branching fraction of $B^0(\bar{B}^0) \rightarrow \rho^0\rho^0$ decays, the fraction of longitudinal polarization in these decays and further decays of the B meson into four-charged-pion final states as the ρ^0 decays into two charged pions. The leading-order tree and penguin diagrams of $B^0 \rightarrow \rho^0\rho^0$ decays are shown in Fig. 1. Since the dominant tree process is color-suppressed, $B^0 \rightarrow \rho^0\rho^0$ is expected to be less probable than its isospin partners. The SM, using perturbative QCD (pQCD) or QCD factorization in the heavy quark limit [24–30], predicts the $B^0 \rightarrow \rho^0\rho^0$ branching fraction to be $\sim 1 \times 10^{-6}$.

The $\rho^0\rho^0$ vector-vector state is not a pure CP eigenstate, but rather a superposition of CP -even and -odd states, or three helicity amplitudes, which can be separated through an angular analysis. We use the helicity basis where the angles $\theta_{Hk}|_{k=1,2}$, each defined as the angle between the π^+ and the B flight directions in the rest frame of the k^{th} ρ^0 (Fig. 2), can be used to separate longitudinally (CP -even) from transversely (CP -even and -odd) polarized ρ^0 mesons.

Analogous to the decay of a B^0 meson into two charged ρ mesons [15, 16], $B^0 \rightarrow \rho^0\rho^0$ is expected to decay predominantly into longitudinally polarized ρ^0 s. However, color-suppressed B meson decays into two vector particles are especially difficult to predict; one important difficulty, for example, is the non-factorization of the spectator-scattering for the transverse amplitude even at leading order [29, 30]. Hence, this analysis provides an excellent test of the assumptions used in these frameworks and improves our understanding of the strong

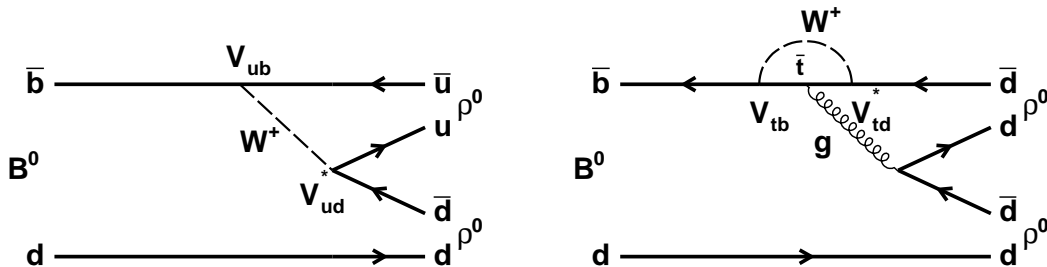


FIG. 1: Leading-order tree (left) and penguin (right) diagrams for the decay $B^0 \rightarrow \rho^0\rho^0$.

interaction.

In Sec. II, we briefly describe the data set and the Belle detector. The event selection and the model used for the branching fraction measurement are described in Secs. III and IV, respectively, where in the latter section we also comment on differences with the previous Belle analysis. The fit result is presented in Sec. V, followed by validity checks in Sec. VI. The systematic uncertainties are discussed in Sec. VII and a constraint of the CKM phase ϕ_2 is presented in Sec. VIII, followed by a discussion of the result and our conclusion.

II. DATA SET AND BELLE DETECTOR

This measurement is based on the final data sample containing 772×10^6 $B\bar{B}$ pairs collected with the Belle detector at the KEKB asymmetric-energy e^+e^- (3.5 on 8 GeV) collider [31]. At the $\Upsilon(4S)$ resonance ($\sqrt{s} = 10.58$ GeV), the Lorentz boost of the produced $B\bar{B}$ pairs is $\beta\gamma = 0.425$ along the z direction, which is opposite the positron beam direction.

The Belle detector is a large-solid-angle magnetic spectrometer that consists of a silicon vertex detector (SVD), a 50-layer central drift chamber (CDC), an array of aerogel threshold Cherenkov counters (ACC), a barrel-like arrangement of time-of-flight scintillation counters (TOF), and an electromagnetic calorimeter comprising of CsI(Tl) crystals (ECL) located inside a superconducting solenoid coil that provides a 1.5 T magnetic field. An iron flux-return located outside of the coil is instrumented to detect K_L^0 mesons and to identify muons (KLM). The detector is described in detail elsewhere [32]. Two inner detector configurations were used. A 2.0 cm radius beampipe and a 3-layer silicon vertex detector (SVD1) were used for the first sample of 152×10^6 $B\bar{B}$ pairs, while a 1.5 cm radius beampipe, a 4-layer silicon detector (SVD2) and a small-cell inner drift chamber were used to record the remaining 620×10^6 $B\bar{B}$ pairs [33]. We use a GEANT-based Monte Carlo (MC) simulation to model the response of the detector and determine its acceptance [34].

III. EVENT SELECTION

We reconstruct $B^0 \rightarrow \rho^0 \rho^0$, where $\rho^0 \rightarrow \pi^+ \pi^-$. Charged tracks have to fulfill requirements on the distance of closest approach to the interaction point: $|dz| < 5.0$ cm and $dr < 0.5$ cm along and perpendicular to the z axis, respectively. With information obtained from the CDC, ACC and TOF, particle identification (PID) is determined with the likelihood ratio $\mathcal{L}_{i/j} \equiv \mathcal{L}_i / (\mathcal{L}_i + \mathcal{L}_j)$, where \mathcal{L}_i (\mathcal{L}_j) is the likelihood that the particle is of type i (j). We

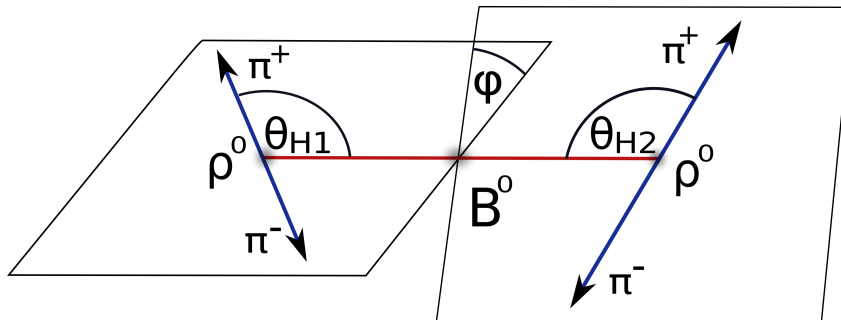


FIG. 2: Definition of the helicity angles θ_{Hk} for each ρ , identified by index $k = 1, 2$.

TABLE I: Summary of criteria to remove peaking background modes. A muon mass hypothesis has been applied to specific tracks for the J/ψ channel. Here, $\pi_1^+\pi_2^-$ forms the first and $\pi_3^+\pi_4^-$ the second ρ^0 candidate of a reconstructed event. X represents any intermediate state or track combination that leads to a 4-body final state. Only peaking combinations are vetoed.

Regions vetoed	Modes vetoed
$1.85 \text{ GeV}/c^2 < m(\pi^+\pi^-) < 1.89 \text{ GeV}/c^2$	$B \rightarrow D^0[\pi^+\pi^-]X$
$1.85 \text{ GeV}/c^2 < m(\pi_1^+\pi_2^-\pi_3^+) < 1.89 \text{ GeV}/c^2$	$B \rightarrow D^+[\pi^+\pi^-\pi^+]X$
$1.85 \text{ GeV}/c^2 < m(\pi_2^-\pi_3^+\pi_4^-) < 1.89 \text{ GeV}/c^2$	$B \rightarrow D^-[\pi^-\pi^+\pi^-]X$
$1.95 \text{ GeV}/c^2 < m(\pi_1^+\pi_2^-\pi_3^+) < 1.99 \text{ GeV}/c^2$	$B \rightarrow D_s^+[\pi^+\pi^-\pi^+]X$
$1.95 \text{ GeV}/c^2 < m(\pi_2^-\pi_3^+\pi_4^-) < 1.99 \text{ GeV}/c^2$	$B \rightarrow D_s^-[\pi^-\pi^+\pi^-]X$
$3.06 \text{ GeV}/c^2 < m(\mu^+\mu^-) < 3.14 \text{ GeV}/c^2$	$B \rightarrow J/\psi[\mu^+\mu^-]X$
$0.478 \text{ GeV}/c^2 < m(\pi_2^-\pi_3^+) < 0.512 \text{ GeV}/c^2$	$B \rightarrow K_S^0[\pi^+\pi^-]X$

require $\mathcal{L}_{K/\pi} < 0.4$, which retains 90% of all pions but only 10% of all kaons. In addition, we place vetoes on particles consistent with the electron or proton hypotheses. Requirements of at least two hits in the z and one hit in the azimuthal strips of the SVD [35] are imposed on the charged tracks, to permit a subsequent measurement of the CP asymmetries.

Intermediate dipion states are reconstructed above the K_S^0 region with an invariant mass $0.52 \text{ GeV}/c^2 < m(\pi^+\pi^-) < 1.15 \text{ GeV}/c^2$ straddling the broad $\rho^0(770)$ resonance [36]. This range retains 93% of the phase-space available for a ρ^0 coming from $B^0 \rightarrow \rho^0\rho^0$ decays. Upon combination of two dipion states, a B candidate is formed. All remaining particles are associated with the accompanying B meson in the event, referred to as B_{Tag}^0 .

Reconstructed B candidates are described with two kinematic variables: the beam-energy-constrained mass $M_{\text{bc}} \equiv \sqrt{(E_{\text{beam}}^{\text{CMS}}/c^2)^2 - (p_B^{\text{CMS}}/c)^2}$, and the energy difference $\Delta E \equiv E_B^{\text{CMS}} - E_{\text{beam}}^{\text{CMS}}$, where $E_{\text{beam}}^{\text{CMS}}$ is the beam energy and E_B^{CMS} (p_B^{CMS}) is the energy (momentum) of the B meson, evaluated in the center-of-mass system (CMS). The B candidates that satisfy $M_{\text{bc}} > 5.27 \text{ GeV}/c^2$ and $|\Delta E| < 0.1 \text{ GeV}$ are selected for further analysis.

To reduce peaking background coming from charm ($b \rightarrow c$) decays of the B meson with a similar final-state topology such as $B^0 \rightarrow D^-[\pi^-\pi^+\pi^-]\pi^+$ or backgrounds due to particle mis-identification, we place vetoes on various combinations of the four charged tracks forming our B^0 candidate, as summarized in Table I. The total efficiency loss due to these vetoes is 4.4% while the charm B decays contributions are decreased by 20% reducing their peaking contribution to a negligible level.

The dominant background contribution comes from continuum ($e^+e^- \rightarrow q\bar{q}$, where $q = u, d, s, c$) events. We use their jet-like topology to separate them from the more spherical $B\bar{B}$ decays using a Fisher discriminant [37] $\mathcal{F}_{S/B}$ constructed from the following seven variables:

- $L_2^{c,n} \equiv \sum_{c,n} p_{c,n}^{\text{CMS}} \cos^2 \theta_{p_{c,n}^{\text{CMS}}, \text{TB}}$, where the sum of the CMS momenta runs over the charged tracks (c) and neutral clusters (n) on the tag side; the angle is between the particle direction and B thrust direction which points into the reconstructed B meson's flight direction.
- $\cos \theta_{\text{TB}, \text{TO}}$, where the angle is between the B thrust direction and the thrust of the tag side.
- $\cos \theta_{B,z}$, where the angle is between the B flight direction and the z direction.

- $h_k^{so} \equiv \sum_{i,j_k} |\vec{p}_i| |\vec{p}_{j_k}| |P_2(\cos(\theta_{ij_k}))|$, closely related to the Fox-Wolfram moments [38, 39], where \vec{p}_i is the CMS momentum of the i^{th} track from the signal side (s), \vec{p}_{j_k} is the CMS momentum of the j_k^{th} particle from the other side (o), θ_{ij_k} is the angle between particle i and j_k and P_2 is the second order Legendre polynomial. For the other side, we distinguish three cases using index $k = 0, 1$ and 2 , for charged tracks, neutral particles and missing energy (treated as a particle), respectively.

The respective distributions and $\mathcal{F}_{S/B}$ are shown in Fig. 3. We require $|\cos\theta_{\text{TB,TO}}| < 0.9$

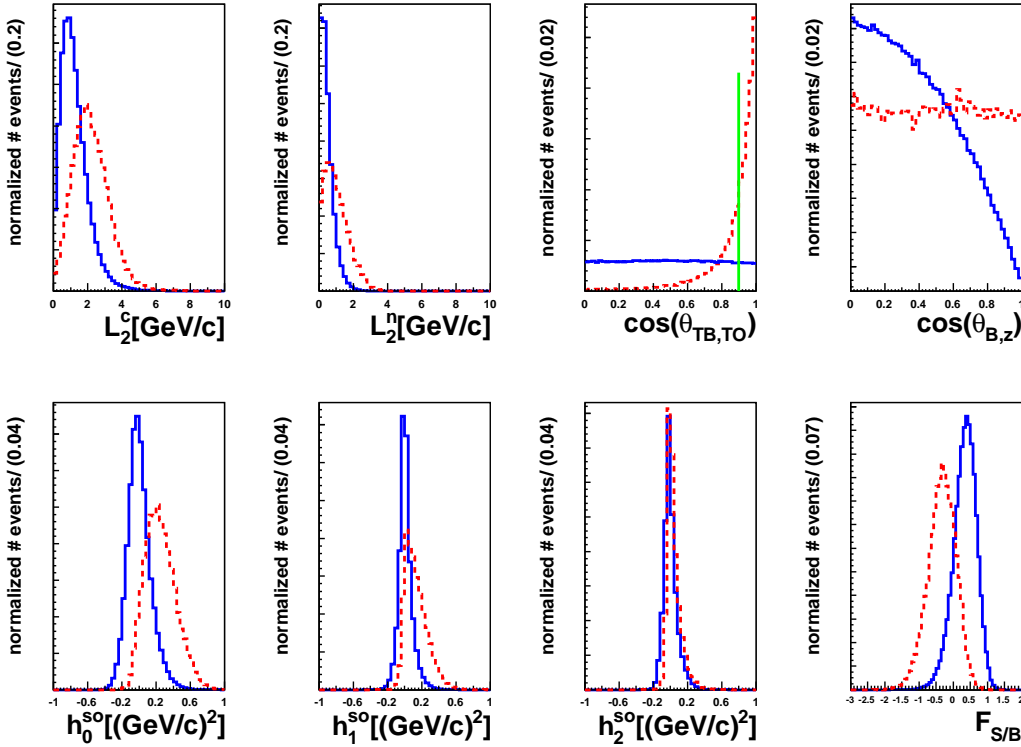


FIG. 3: (color online) Simulated MC and off-resonance distributions for the quantities used to construct the Fisher discriminant $\mathcal{F}_{S/B}$, which is shown in the lower right plot. The solid (blue) histograms show the distribution for $B\bar{B}$ MC events, while the dashed (red) histograms show the distributions for events from off-resonance data, both normalized to the same area. The vertical line indicates the requirement of $|\cos\theta_{\text{TB,TO}}| < 0.9$ being applied before the training of the fisher.

in order to reject 50% of the continuum background while retaining 90% of signal. The $B\bar{B}$ and $q\bar{q}$ training samples are taken from signal MC events and from (off-resonance) data taken below the $\Upsilon(4S)$ resonance, respectively, and also fulfill $|\cos\theta_{\text{TB,TO}}| < 0.9$. The Fisher discriminant is also required to satisfy $-3 < \mathcal{F}_{S/B} < 2$. This, together with the previously mentioned requirements of $|\Delta E| < 0.1$ GeV, $M_{bc} > 5.27$ GeV/ c^2 and 0.52 GeV/ $c^2 < m(\pi^+\pi^-) < 1.15$ GeV/ c^2 , defines the fit region.

According to MC simulation, 1.06 B candidates are reconstructed on average per signal event. Selecting the best B candidate having M_{bc} nearest the nominal B meson mass [36], the correct B is chosen in 75% of all events with multiple candidates. If both possible dipion combinations of the four pions fall within the fit region, the combination with the largest

TABLE II: The reconstruction efficiencies (ϵ) of the signal for the four-pion final states calculated from Monte Carlo. Here, the correction for the differences in particle identification between data and MC has not been applied. The errors are statistical. For $B^0 \rightarrow \rho^0 \rho^0$, we use the f_L value obtained from the fit to data.

Mode	ϵ_{SVD1} (%)	ϵ_{SVD2} (%)
$B^0 \rightarrow \rho^0 \rho^0$	22.38 ± 0.05	25.38 ± 0.06
$B^0 \rightarrow f_0 f_0$	24.73 ± 0.06	28.11 ± 0.07
$B^0 \rightarrow f_0 \rho^0$	23.42 ± 0.05	26.96 ± 0.07
$B^0 \rightarrow f_0 \pi^+ \pi^-$	2.82 ± 0.02	3.16 ± 0.02
$B^0 \rightarrow \rho^0 \pi^+ \pi^-$	2.64 ± 0.02	3.02 ± 0.02
$B^0 \rightarrow \pi^+ \pi^- \pi^+ \pi^-$	0.98 ± 0.01	1.09 ± 0.01

momentum difference between its pions is chosen. Since our selection criteria biases the M_{bc} distributions, we do not use this variable in the fit to data. The fraction of mis-reconstructed signal events, where at least one pion is taken from the other B meson, is found to be 9%.

We also perform a vertex fit [35] and employ the flavor tagging routine described in Ref. [40]. The tagging information is represented by two parameters, the B_{Tag}^0 flavor $q = \pm 1$ for $B_{\text{Tag}}^0 = B, \bar{B}$, and the tagging quality r . The parameter r is an event-by-event, MC determined flavor-tagging dilution factor that ranges from $r = 0$ for no flavor discrimination to $r = 1$ for unambiguous flavor assignment. We find $\mathcal{F}_{S/B}$ to be correlated with r and therefore divide the data into 7 r -bins, labeled with the index l .

We complete the reconstruction with a randomization of the ordering of the two ρ^0 s by interchanging the two ρ^0 candidates for every other event to avoid an artificial asymmetry in the distribution of the helicity angles arising mainly from momentum ordering in the reconstruction.

We study backgrounds coming from $b \rightarrow u\bar{u}d$ channels with the same final state as signal, namely $B^0 \rightarrow a_1^\pm \pi^\mp, a_2^\pm \pi^\mp, b_1^\pm \pi^\mp, f_0(980)\rho^0, f_0(980)f_0(980), \rho^0 \pi^+ \pi^-, f_0(980)\pi^+ \pi^-$ and $\pi^+ \pi^- \pi^+ \pi^-$. The detection efficiencies ϵ of the considered four-charged-pion final states after applying all mentioned selection criteria are listed in Table II. Using an independent control sample, we determine a correction factor to the efficiency that account for the differences in particle identification between data and MC, $\eta = 0.85 \pm 0.03$ for all four-pion modes.

IV. EVENT MODEL

The branching fraction is extracted from an extended six-dimensional unbinned maximum likelihood fit to $\Delta E, \mathcal{F}_{S/B}, M_1, M_2, H_1$ and H_2 in the l^{th} r -bin and SVD configuration s , where M_k and H_k represent the invariant dipion mass $m_{\pi^+ \pi^-}$ and helicity parameter $\cos \theta_H$ of the k^{th} ρ^0 candidate. If linear correlations between fit variables do not cause a noteworthy bias, the probability density function (PDF) for each event i , is taken as the product of individual PDFs for each variable $\mathcal{P}(\Delta E^i, \mathcal{F}_{S/B}^i, M_1^i, M_2^i, H_1^i, H_2^i) = \mathcal{P}(\Delta E^i) \times \mathcal{P}(\mathcal{F}_{S/B}^i) \times \mathcal{P}(M_1^i) \times \mathcal{P}(M_2^i) \times \mathcal{P}(H_1^i) \times \mathcal{P}(H_2^i)$; otherwise, correlations between the fit variables are taken into account. We consider 17 components in the event model, where most resonances are

described by a relativistic Breit-Wigner

$$BW(m_{\pi^+\pi^-}) \equiv \frac{m_0 \Gamma(m_{\pi^+\pi^-})}{(m_{\pi^+\pi^-}^2 - m_0^2)^2 + m_0^2 \Gamma^2(m_{\pi^+\pi^-})}, \quad (1)$$

with a mass-dependent width

$$\Gamma(m_{\pi^+\pi^-}) = \Gamma_0 \left(\frac{p_\pi}{p_0} \right)^3 \left(\frac{m_0}{m_{\pi^+\pi^-}} \right) B_1(p_\pi); \quad (2)$$

p_π is the momentum of a resonance daughter in the resonance frame and $m_{\pi^+\pi^-}$ is the invariant mass of a pion pair. Γ_0 and m_0 are the width and invariant mass of the nominal resonance, such as ρ^0 emerging from B decays and p_0 is the nominal momentum of a pion daughter from a nominal ρ^0 . $B_1(p_\pi) = \sqrt{\frac{1+(3p_0)^2}{1+(3p_\pi)^2}}$ is a Blatt-Weisskopf form factor, as described in Ref. [36]. The PDF for $\mathcal{F}_{S/B}$ for all components j are sums of two asymmetric-width (bifurcated) Gaussians in each r -bin. The PDF for H_1 and H_2 for all backgrounds are two-dimensional (2D) histograms, further symmetrized by reflecting the entries along the diagonal, $H_1 \leftrightarrow H_2$. We use sets of several histograms in bins of other fit variables if a treatment of the corresponding correlation is required. If smoothing is applicable, e.g. preserves peaks, we use the algorithm 353QH [41] for one-dimensional histograms or kernel algorithms else. Chebyshev polynomials are multiplied by a constant factor $c_{\text{order}}^{\text{component}}$ where the subscript labels the order of the corresponding polynomial and the superscript labels the corresponding component, e.g. nc (cc) for $b \rightarrow c$ transitions in neutral (charged) B decays. The different components of the PDF are described below and summarized in Table III:

- The signal model shape is determined from correctly reconstructed signal MC events for each polarization. The PDF for ΔE is taken to be a sum of two bifurcated Gaussians. The distribution in the M_1 - M_2 plane is modeled with a product of two relativistic Breit-Wigner functions and the distribution in the H_1 - H_2 plane is described by

$$\frac{1}{\Gamma} \frac{d^2\Gamma}{d \cos \theta_{H1} d \cos \theta_{H2}} = \frac{9}{4} \left[\frac{1}{4} (1 - f_L) \sin^2 \theta_{H1} \sin^2 \theta_{H2} + f_L \cos^2 \theta_{H1} \cos^2 \theta_{H2} \right], \quad (3)$$

where $f_L = |A_0|^2 / \sum |A_i|^2$ is the fraction of longitudinal polarization; A_0 , A_{+1} and A_{-1} are the helicity amplitudes. We correct the mass and helicity PDFs for the reconstruction efficiency; both, the mass- and the helicity angle-dependent efficiencies, are obtained from fully simulated signal MC events.

The mis-reconstructed model shape is determined from incorrectly reconstructed signal MC events for each polarization and is described by histograms for all fit variables.

- The continuum model shape is studied with off-resonance data. Since the off-resonance data contains only a fraction of the number of continuum events expected in this measurement, we keep the entire shape free in the fit to extract the branching fraction. The PDF for ΔE is taken to be a first-order Chebyshev polynomial. The $m_{\pi^+\pi^-}$ shape is the sum of a second order polynomial, a Breit-Wigner for ρ^0 and a Breit-Wigner for $f_0(980)$. The helicity angle distribution is described by a histogram and $\mathcal{F}_{S/B}$ is modeled as described before; in addition, we account for a correlation with $m_{\pi^+\pi^-}$ by multiplying its mean with the factor $a^l = p_0^l (M_1 + M_2) + 1$, where p_0^l is a constant in each r -bin.

- The PDF for the background due to B decays from $b \rightarrow c$ transitions (charm B decays) is determined from a large sample of MC events containing 10 times the number of expected events and is further divided into a neutral and a charged B sample. For both samples, ΔE is correlated with the helicity angles and therefore its PDF in each sample is formed in different bins. We model the neutral component in four regions of the H_1 versus H_2 distribution by first-order Chebyshev polynomials where we also add a Gaussian if either a) $|H_k| > 0.65$ or b) $|H_j| > 0.65$ and $-0.5 < H_k < 0.65$ with $j \neq k$,

$$\mathcal{P}_{B^0\bar{B}^0}^{\text{charm}}(\Delta E)_{H_1, H_2} \equiv (fG(\Delta E, \mu, \sigma) + (1 - f)(c_1^{\text{nc}}C_1(\Delta E)))_{H_1, H_2}. \quad (4)$$

The charged component's ΔE distribution is described by the sum of Chebyshev polynomials up to third order,

$$\mathcal{P}_{B^+B^-}^{\text{charm}}(\Delta E)_{H_1, H_2} \equiv \sum_{i=1,2} c_i^{\text{cc}}C_i(\Delta E) + a(H_1, H_2)c_3^{\text{cc}}C_3(\Delta E). \quad (5)$$

where the cubic term is multiplied with a factor a , obtained from MC events, that accounts for the correlation with the helicity angles: $a(H_1, H_2) = b_{B^+B^-}^{\text{charm}}(|H_1| + |H_2|)$ if $|H_k| > 0.5$ with $b_{B^+B^-}^{\text{charm}} = 0.68 \pm 0.01$, otherwise $a(H_1, H_2) = 1$.

The $m_{\pi^+\pi^-}$ shape of the charm B decays is described by a first order Chebyshev polynomial where a Gaussian is added to the neutral B decays if $|H_k| > 0.65$,

$$\mathcal{P}_{B^0\bar{B}^0}^{\text{charm}}(m_{\pi^+\pi^-})_{H_1, H_2} \equiv f_{H_1, H_2}c_1C_1(m_{\pi^+\pi^-})(1 - f_{H_1, H_2})G(m_{\pi^+\pi^-}, \mu, \sigma). \quad (6)$$

The widths of the Gaussians of both $\mathcal{F}_{S/B}$ shapes are multiplied with a constant d^l in the four corners of the H_1, H_2 plane, a) $|H_k| > 0.7$ or b) $H_j > 0.5$ and $H_k < -0.5$, $j \neq k$.

- The PDF for the background due to B decays from $b \rightarrow u, d, s$ transitions (charmless B decays) is determined from a large sample of corresponding MC events containing 50 times the number of expected events and also divided into a neutral and a charged category. The ΔE distribution of neutral charmless B decays is described by a Gaussian plus a third-order Chebyshev polynomial, and that of charged charmless B decays by a first-order Chebyshev polynomial $\mathcal{P}_{B^+B^-}^{\text{charmless}} = c_{cr}C_1(\Delta E)$, where $c_{cr} \equiv a_{B^+B^-}^{\text{charmless}}(M_1 + M_2) + b_{B^+B^-}^{\text{charmless}}(M_1 \times M_2)$ with $a_{B^+B^-}^{\text{charmless}} = -2.44 \pm 0.47$ and $b_{B^+B^-}^{\text{charmless}} = 5.46 \pm 1.08$ accounts for the correlation with the dipion masses. Since the neutral charmless M_1, M_2 distribution is correlated with H_1, H_2 , we describe its shape by the sums of Gaussians and Chebyshev polynomials in five bins of H_1, H_2 ; in addition, in most bins, a correlation between the two $\pi^+\pi^-$ masses had to be taken into account. The charged $m_{\pi^+\pi^-}$ distribution is modeled by a smoothed 2D histogram.
- The PDF shapes for the remaining four-pion states ($B^0 \rightarrow \pi^+\pi^-\pi^+\pi^-, \rho^0\pi^+\pi^-, f_0\rho^0, f_0f_0, f_0\pi^+\pi^-, a_1^\pm\pi^\mp, a_2^\pm\pi^\mp$ and $b_1^\pm\pi^\mp$) are determined from individually generated MC samples. For the decay $B^0 \rightarrow \rho^0\pi^+\pi^-$, we assume a phase space distribution and account for this assumption in the systematic uncertainty. ΔE is described in a similar manner to the signal component. Since we include mis-reconstructed events in the model, a polynomial is added to their ΔE PDFs. For the non-resonant decay, the correlation of ΔE with the helicity angles is incorporated by taking a different width of the ΔE 's core Gaussian for the center of the H_1 - H_2 plane. The M_1, M_2 shapes

TABLE III: Summary of the event model. The signal PDF for longitudinally (transversely) polarized ρ^0 s is denoted by the superscript LP (TP) and the subscript $true$ (mr) implies PDFs for correctly (mis-) reconstructed signal events. G denotes a Gaussian and dBG denotes the sum of two bifurcated Gaussian, where the superscript sig indicates that the core Gaussian is inherited from the signal PDF and the subscript r indicates a separate description in each r -bin. C_i are sums of Chebyshev polynomial of different order, where the subscript labels the number of used orders; e.g. $C_{1-3} = C_1 + C_2 + C_3$ and $C_{2,4} = C_2 + C_4$. A relativistic Breit-Wigner is denoted by BW, the subscript labels the resonance. Histograms are denoted by H, where the subscript sm indicates smoothing and the superscript the dimension. Correlations with other variables, if taken into account, are denoted with $\text{PDF}|_{\text{variable(s)}}$. Since the two dipion masses and helicity angle PDFs are symmetric under $\rho_1^0 \leftrightarrow \rho_2^0$ only the PDF for one ρ^0 is given, the actual PDF is then the product of two PDFs, one for each $m_{\pi^+\pi^-}$ ($\cos\theta_H$). An asymmetry within the two-dimensional $m_{\pi^+\pi^-}$ PDF is denoted as $\text{PDF}|^M$.

Component	ΔE	$m_{\pi^+\pi^-}$	$\cos\theta_H$	$\mathcal{F}_{S/B}$
$B \rightarrow \rho^0 \rho^0 _{true}^{LP}$	dBG	BW_{ρ^0}	Eq. 3	dBG_r
$B \rightarrow \rho^0 \rho^0 _{true}^{TP}$	dBG	BW_{ρ^0}	Eq. 3	dBG_r
$B \rightarrow \rho^0 \rho^0 _{mr}^{LP}$	H_{sm}^{1D}	H_{sm}^2	H^{2D}	$\text{dBG}_r^{\text{sig}}$
$B \rightarrow \rho^0 \rho^0 _{mr}^{TP}$	H_{sm}^{1D}	H_{sm}^2	H^{2D}	$\text{dBG}_r^{\text{sig}}$
continuum	C_1	$BW_{\rho^0} + BW_{f_0} + C_{2,4}$	H^{2D}	$\text{dBG}_r _{M1,M2}$
$B(\bar{B}) \rightarrow \text{charm}$	$C_1 + G _{H1,H2}$	$C_1 + G _{H1,H2}$	$\text{H}^{2D} _{\Delta E}$	$\text{dBG}_r^{\text{sig}} _{H1,H2}$
$B^\pm \rightarrow \text{charm}$	$C_{1-3} _{H1,H2}$	C_{1-3}	$\text{H}^{2D} _{\mathcal{F}_{S/B}}$	$\text{dBG}_r^{\text{sig}} _{H1,H2}$
$B(\bar{B}) \rightarrow \text{charmless}$	$C_3 + G$	$(C_i + G) _{H1,H2}^M$	$\text{H}^{2D} _{\Delta E}$	$\text{dBG}_r^{\text{sig}}$
$B^\pm \rightarrow \text{charmless}$	$C_1 _{M1,M2}$	H_{sm}	H^{2D}	$\text{dBG}_r^{\text{sig}}$
$B \rightarrow \pi^+\pi^-\pi^+\pi^-$	$\text{dBG}^{\text{sig}} _{H1,H2}$	H_{sm}^{2D}	H^{2D}	$\text{dBG}_r^{\text{sig}}$
$B \rightarrow \rho^0\pi^+\pi^-$	dBG^{sig}	H^{2D}	H^{2D}	$\text{dBG}_r^{\text{sig}}$
$B \rightarrow f_0\pi^+\pi^-$	dBG^{sig}	H^{2D}	H^{2D}	$\text{dBG}_r^{\text{sig}}$
$B \rightarrow f_0f_0$	dBG^{sig}	BW_{f_0}	H^{2D}	$\text{dBG}_r^{\text{sig}}$
$B \rightarrow f_0\rho^0$	dBG^{sig}	$BW_{\rho^0} \cdot BW_{f_0} ^M$	H^{2D}	$\text{dBG}_r^{\text{sig}}$
$B \rightarrow a_1^\pm\pi^\mp$	dBG^{sig}	H_{sm}^{2D}	H^{2D}	$\text{dBG}_r^{\text{sig}} _{M1,M2}$
$B \rightarrow a_2^\pm\pi^\mp$	dBG^{sig}	H_{sm}^{2D}	H^{2D}	$\text{dBG}_r^{\text{sig}}$
$B \rightarrow b_1^\pm\pi^\mp$	dBG^{sig}	H_{sm}^{2D}	H^{2D}	$\text{dBG}_r^{\text{sig}}$

are modeled by 2D histograms, except for $B^0 \rightarrow f_0f_0$ and $B^0 \rightarrow f_0\rho^0$, where products of two Breit-Wigners are used. For $B^0 \rightarrow f_0\rho^0$, the correlation between M_1 and M_2 is taken into account. The mean of the Gaussian of the $B \rightarrow a_1^\pm\pi^\mp$ $\mathcal{F}_{S/B}$ shape is multiplied with $a = 1 + b_{a_1\pi}(M_1 + M_2)$, to account for the correlation with the masses.

For ΔE and $\mathcal{F}_{S/B}$, we incorporate calibration factors that correct for the difference between data and MC by calibrating the mean and width of the core bifurcated Gaussians. They are determined from a large-statistics control sample $B^0 \rightarrow D^-[K^+\pi^-\pi^-]\pi^+$ and are used for the ΔE PDFs of all four-pion final states and for the $\mathcal{F}_{S/B}$ PDFs of all $B\bar{B}$ modes, whose shapes are all determined from MC events. Furthermore, the signal's core Gaussian is made common among all four-charged-pion final states for ΔE and among all $B\bar{B}$ modes for $\mathcal{F}_{S/B}$.

TABLE IV: List of peaking backgrounds, assumed branching fractions and their expected yields N_{expected}^s for the two detector configurations; SVD1 and SVD2.

Mode	$\mathcal{B} (\times 10^{-6})$	$N_{\text{expected}}^{\text{SVD1}}$	$N_{\text{expected}}^{\text{SVD2}}$
$B^0 \rightarrow a_1^\pm [\pi^\pm \pi^\mp \pi^\pm] \pi^\mp$	16.5 ± 2.5	65	299
$B^0 \rightarrow a_2^\pm [\pi^\pm \pi^\mp \pi^\pm] \pi^\mp$	1.65 ± 1.65	1	7
$B^0 \rightarrow b_1^\pm [\pi^\pm \pi^\mp \pi^\pm] \pi^\mp$	0.17 ± 1.53	1	3

Besides the dominant four-pion contribution $B^0 \rightarrow a_1^\pm \pi^\mp$, we also fix the other quasi-two-body $B^0 \rightarrow X^\pm \pi^\mp$ decay modes as listed in Table IV, where we assume the unknown branching fraction of $B^0 \rightarrow a_2^\pm \pi^\mp$ to be 10% of $B^0 \rightarrow a_1^\pm \pi^\mp$'s. A recent measurement by Belle supports this assumption [19]. The other two branching fractions are assumed to take their current world average values, given in Ref. [36]. Throughout this paper, for the modes including an f_0 , the exclusive branching fraction for $f_0 \rightarrow \pi^+ \pi^-$ is incorporated; e.g., $\mathcal{B}(B^0 \rightarrow f_0 f_0)$ stands for $\mathcal{B}(B^0 \rightarrow f_0 f_0) \times \mathcal{B}(f_0 \rightarrow \pi^+ \pi^-)^2$.

The total likelihood for 116081 signal candidate events in the fit region is

$$\mathcal{L} \equiv \prod_{l,s} \frac{e^{-\sum_j N_j^s \sum_{i,s} f_j^{l,s}} N_{l,s}}{N_{l,s}!} \prod_{i=1} \sum_j N_j^s f_j^{l,s} \mathcal{P}_j^{l,s}(\Delta E^i, \mathcal{F}_{S/B}^i, M_1, M_2, H_1, H_2), \quad (7)$$

which runs over event i , component j , r -bin l and SVD configuration s . Instead of two free signal yields N_{Sig}^s for each detector configuration, branching fractions for the four-pion final states (j) are chosen as single free parameters $\mathcal{B}(B \rightarrow X)$ and incorporated into the fit with

$$N_j^s = \mathcal{B}(B^0 \rightarrow f) N_{B\bar{B}}^s \epsilon_j^s \eta_j^s, \quad (8)$$

where ϵ_j^s and η are the efficiencies and correction factors described in Sec. III. Because of the two possible polarizations in $B^0 \rightarrow \rho^0 \rho^0$ decays, Eq. 8 takes the distinct forms; for example, for longitudinally polarized ρ^0 s (LP):

$$N_{\text{LP}}^s = \mathcal{B}(B^0 \rightarrow \rho^0 \rho^0) f_L N_{B\bar{B}}^s \epsilon_{\text{LP}}^s \eta_{\text{LP}}^s, \quad (9)$$

and similarly with $(1 - f_L)$ replacing f_L for transverse polarization. The fraction of events in each r -bin l , for component j , is denoted by $f_j^{l,s}$. The fractions of all $B\bar{B}$ components, $f_{B\bar{B}}^{l,s}$, have been calibrated with the $B^0 \rightarrow D^- [K^+ \pi^- \pi^-] \pi^+$ control sample (see Sec. VI). In the fit to data, we also float f_L , the yields $N_{q\bar{q}}^s$, $N_{B^0 \bar{B}^0}^{\text{charm},s}$ and $N_{B^0 \bar{B}^0}^{\text{charmless},s}$ and the parameters of the shape of the continuum model. The remaining yields are fixed to the values given in Table V as determined from MC simulation.

V. FIT RESULT

We perform a six-dimensional fit to the data with 90 free parameters. The projections of the fit results onto ΔE , M_1 , M_2 , H_1 , H_2 and $\mathcal{F}_{S/B}$ are shown in Fig. 4. Although a clear four-pion final state peak can be seen in the ΔE distribution, the strongly signal-enhanced plots still demonstrate the dominance of the background, especially continuum, in the projection onto $\mathcal{F}_{S/B}$. The obtained branching fractions, their corresponding yield and upper limits at

TABLE V: Summary of yields fixed relative to other yields free in the fit for the two detector configurations. The mis-reconstructed yield is fixed relative to the signal yield; charmed and charmless B^+B^- background yields are fixed relative to their respective $B^0\bar{B}^0$ background yields. The central values are obtained from MC simulation; the errors are statistical.

Component	Yield SVD1	Yield SVD2
N_{Mis}^s	$(0.09 \pm 0.0006)N_{\text{Sig}}^{\text{SVD1}}$	$(0.09 \pm 0.0006)N_{\text{Sig}}^{\text{SVD2}}$
$N_{B^+B^-}^{\text{charm},s}$	$(1.40 \pm 0.07)N_{B^0\bar{B}^0}^{\text{charm},\text{SVD1}}$	$(1.42 \pm 0.04)N_{B^0\bar{B}^0}^{\text{charm},\text{SVD2}}$
$N_{B^+B^-}^{\text{charmless},s}$	$(0.83 \pm 0.08)N_{B^0\bar{B}^0}^{\text{charmless},\text{SVD1}}$	$(0.86 \pm 0.04)N_{B^0\bar{B}^0}^{\text{charmless},\text{SVD2}}$

TABLE VI: Branching fractions \mathcal{B} with their corresponding yield, upper limits (UL) at 90% confidence level and the significances (\mathcal{S}) as described in Sect. VI for modes with a positive yield from the fit to data. Furthermore, the longitudinal polarization fraction f_L of $B^0 \rightarrow \rho^0\rho^0$ is given. The first and second errors are statistical and systematic, respectively; both errors are also included in the upper limits and significances. \mathcal{B} stands for the product of all branching fractions involved in the B decay to the four-pion final state.

Mode	\mathcal{B} (10^{-6})	Yield	f_L	UL (10^{-6})	\mathcal{S} (σ)
$B^0 \rightarrow \rho^0\rho^0$	$1.02 \pm 0.30 \pm 0.15$	166 ± 49	$0.21_{-0.22}^{+0.18} \pm 0.15$	n.a.	3.4
$B^0 \rightarrow \pi^+\pi^-\pi^+\pi^-$	$-3.58_{-7.19}^{+7.75} \pm 2.10$	-25 ± 54	n.a.	11.2	n.a.
$B^0 \rightarrow \rho^0\pi^+\pi^-$	$1.70_{-4.12}^{+4.21} \pm 5.11$	33 ± 82	n.a.	12.0	n.a.
$B^0 \rightarrow f_0\pi^+\pi^-$	$-1.34_{-1.97}^{+2.12} \pm 0.80$	-27 ± 44	n.a.	3.0	n.a.
$B^0 \rightarrow f_0\rho^0$	$0.78 \pm 0.22 \pm 0.11$	125 ± 41	n.a.	n.a.	3.1
$B^0 \rightarrow f_0f_0$	$-0.03_{-0.09}^{+0.10} \pm 0.03$	-5 ± 17	n.a.	0.2	n.a.

90% confidence level are given in Table VI, together with f_L of $B^0 \rightarrow \rho^0\rho^0$. The statistical correlation coefficients between the observables are given in Table VII.

Ignoring uncertainties and interference effects for the moment, the relative contributions of the components modeled in this analysis are found to be 0.1% $B^0 \rightarrow \rho^0\rho^0$, 0.1% $B^0 \rightarrow f_0\rho^0$, 92.8% continuum, 6.7% $B\bar{B}$ background and 0.3% for the remaining four-pion final states.

We evaluate the statistical significance \mathcal{S}_0 of the result by taking the ratio of the likelihood of the nominal fit (\mathcal{L}_{max}) and of the fit with the signal yield fixed to zero (\mathcal{L}_0);

$$\mathcal{S}_0 = \sqrt{-2 \ln \left(\frac{\mathcal{L}_0}{\mathcal{L}_{\text{max}}} \right)}. \quad (10)$$

The statistical significances of the $B^0 \rightarrow \rho^0\rho^0$ and $B^0 \rightarrow f_0\rho^0$ yields are found to be 4.6σ and 3.6σ , respectively. In addition, we perform a likelihood scan for each measured four-pion final state as well as f_L , where no exceptional behavior is found. Likelihood scans of $\mathcal{B}(B^0 \rightarrow \rho^0\rho^0)$, f_L and $\mathcal{B}(B^0 \rightarrow f_0\rho^0)$, where the likelihoods are convolved with the a Gaussian whose width is set to the corresponding systematic uncertainty, are shown in Fig. 5; the one-dimensional scans are used to obtain a total significance of 3.4σ and 3.1σ for $\mathcal{B}(B^0 \rightarrow \rho^0\rho^0)$ and $\mathcal{B}(B^0 \rightarrow f_0\rho^0)$, respectively.

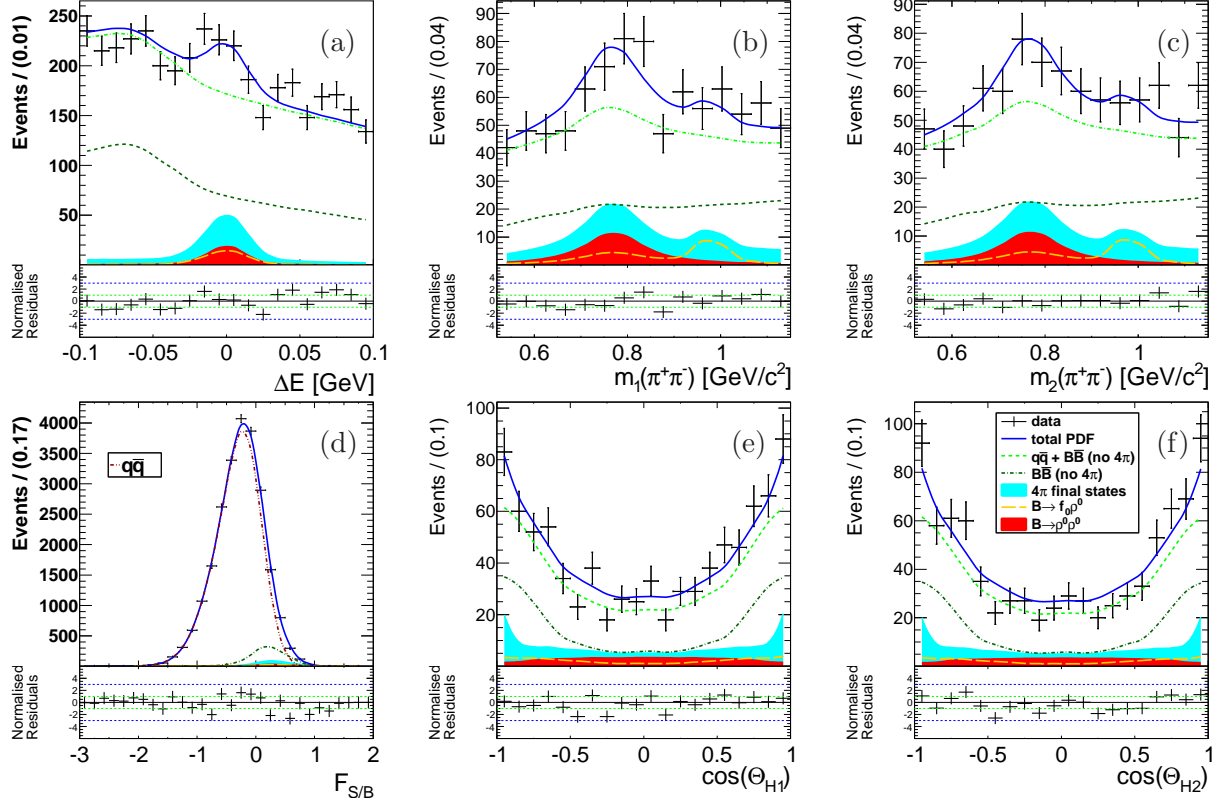


FIG. 4: (color online) Projections of the fit to the data. The points represent the data and the solid curves represent the fit result. The shaded (red) areas show the $B^0 \rightarrow \rho^0 \rho^0$ and the (orange) long dashed curves the $B^0 \rightarrow f_0 \rho^0$ contribution. The bright-shaded (cyan) areas show all four-pion final states, the (dark green) dashed curves show the non-peaking $B\bar{B}$ contribution and the (bright green) dash-dotted curves show the total non-peaking background. Panel (a) shows the ΔE projection in the $\mathcal{F}_{S/B} > 0.5$ region; (d) shows the $\mathcal{F}_{S/B}$ projection in the $|\Delta E| < 0.02$ GeV region. Here, the (dark red) dash double-dotted curve shows only the continuum background contribution. Panels (b,c) show the $m_{\pi^+\pi^-}$ projections and (e,f) the $\cos \theta_H$ projections in the $\mathcal{F}_{S/B} > 0.5$ and $|\Delta E| < 0.02$ GeV region. The residuals are plotted below each distribution.

TABLE VII: Statistical correlations between the observables.

$\mathcal{B}(B^0 \rightarrow X)$	$\rho^0 \rho^0$	f_L	$\pi^+ \pi^- \pi^+ \pi^-$	$\rho^0 \pi^+ \pi^-$	$f_0 \pi^+ \pi^-$	$f_0 f_0$	$f_0 \rho^0$
$\rho^0 \rho^0$	1	0.45	-0.03	-0.34	0.04	0.02	-0.02
f_L		1	0.06	0.00	0.03	0.01	-0.08
$\pi^+ \pi^- \pi^+ \pi^-$			1	-0.35	-0.23	-0.04	0.00
$\rho^0 \pi^+ \pi^-$				1	-0.07	0.02	-0.24
$f_0 \pi^+ \pi^-$					1	-0.36	-0.20
$f_0 f_0$						1	0.07
$f_0 \rho^0$							1

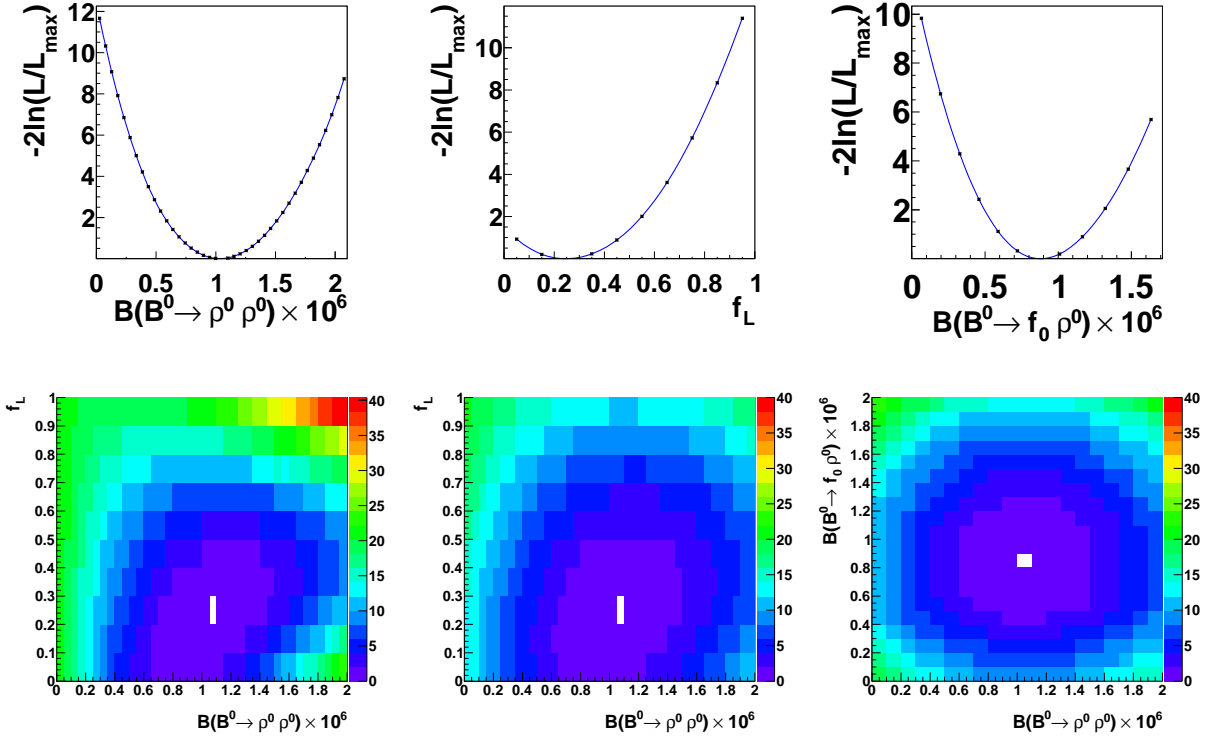


FIG. 5: (color online) Top: Likelihood scans of $\mathcal{B}(B^0 \rightarrow \rho^0 \rho^0)$, f_L and $\mathcal{B}(B^0 \rightarrow f_0 \rho^0)$ convolved with the corresponding systematic uncertainty. Bottom: 2D likelihood scans of $\mathcal{B}(B^0 \rightarrow \rho^0 \rho^0)$ versus f_L (left and middle) and versus $B^0 \rightarrow f_0 \rho^0$ (right). The statistical likelihood scan of $\mathcal{B}(B^0 \rightarrow \rho^0 \rho^0)$ versus f_L (left) demonstrates the expected insensitivity of the likelihood to f_L for $\mathcal{B}(B^0 \rightarrow \rho^0 \rho^0) = 0$. The middle and right scans are convoluted with the corresponding systematic uncertainties. The minimum (white spot) presents the fit result obtained from this measurement.

VI. VALIDITY CHECKS

We have validated our fitting procedure using a full GEANT MC simulation. Within the statistical error, the fitter reliably recovers the input branching fractions for $B^0 \rightarrow \rho^0 \rho^0$, $B^0 \rightarrow \rho^0 \pi^+ \pi^-$, $B^0 \rightarrow \pi^+ \pi^- \pi^+ \pi^-$, $B^0 \rightarrow f_0 f_0$ and $B^0 \rightarrow f_0 \pi^+ \pi^-$. For $B^0 \rightarrow f_0 \rho^0$, the fitter exhibits a small bias; this is described in Sec. VII. In order to determine the data-to-simulation correction factors (see Sec. IV), we have performed a more limited fit to a control sample of $B^0 \rightarrow D^- \pi^+$, $D^- \rightarrow K^+ \pi^- \pi^-$ decays, which are topologically similar to $B^0 \rightarrow \rho^0 \rho^0$. This fit uses only observables ΔE and $\mathcal{F}_{S/B}$ for each r -bin. The result is $\mathcal{B}(B^0 \rightarrow D^- \pi^+) = (2.626 \pm 0.015 \text{ (stat)}) \times 10^{-3}$, which is in good agreement with the world average value of $(2.68 \pm 0.13) \times 10^{-3}$ [36] as the systematic uncertainty is typically of the order of 10%.

We investigate the stability of the fit result by removing from the fit the components $B^0 \rightarrow \pi^+ \pi^- \pi^+ \pi^-$, $f_0 \pi^+ \pi^-$, and $f_0 f_0$, whose yields in the nominal fit are negative, consistent with zero. Separately, we furthermore remove $B^0 \rightarrow \rho^0 \pi^+ \pi^-$. The fit result remains stable in both scenarios. Since the branching fraction of $B^0 \rightarrow f_0 \rho^0$ is larger than indicated by the previous measurement, we investigate the impact on $B^0 \rightarrow \rho^0 \rho^0$ when setting $\mathcal{B}(B^0 \rightarrow f_0 \rho^0) = 0$ and vice versa. We obtain consistent results: $B^0 \rightarrow \rho^0 \rho^0|_{f_0 \rho^0=0} = (1.01 \pm 0.31 \text{ (stat)}) \times 10^{-6}$ with $f_L|_{f_0 \rho^0=0} = 0.26 \pm 0.21 \text{ (stat)}$ and $B^0 \rightarrow f_0 \rho^0|_{\rho^0 \rho^0=0} = (0.73 \pm 0.21 \text{ (stat)}) \times 10^{-6}$. In order to visualize each mode separately, the nominal fit projections into the $\rho^0 \rho^0$ and $\rho^0 f_0$ windows are shown in Fig. 6, where in both ΔE distributions a signal peak is visible, while the excess in the center region of the helicity angle distributions in the $\rho^0 \rho^0$ window indicates the preferred transverse polarization.

Next, we refit the data while fixing f_L to either 0 or 1. We obtain $\mathcal{B}(B^0 \rightarrow \rho^0 \rho^0)_{f_L=0} = (0.79 \pm 0.22 \text{ (stat)}) \times 10^{-6}$ and $\mathcal{B}(B^0 \rightarrow \rho^0 \rho^0)_{f_L=1} = (0.22 \pm 0.24 \text{ (stat)}) \times 10^{-6}$, respectively. The events from the polarization fixed to zero prefer an assignment to the background over a modified polarization. In addition to the two invariant dipion masses, the two helicity angles provide additional separation power (especially for the four-pion final state), which in some cases can be larger than the one from the masses, as many backgrounds have a ρ^0 contribution. We demonstrate their importance by removing the helicity angles from the fit where we obtain $\mathcal{B}(B^0 \rightarrow \rho^0 \rho^0) = 0.3^{+0.42}_{-0.31} \text{ (stat)} \times 10^{-6}$ and $\mathcal{B}(B^0 \rightarrow f_0 \rho^0) = (0.29 \pm 0.28 \text{ (stat)}) \times 10^{-6}$, while we see an excess ($< 2\sigma$) in the modes $B^0 \rightarrow \pi^+ \pi^- \pi^+ \pi^-$ and $B^0 \rightarrow \rho^0 \pi^+ \pi^-$. This is consistent with the previous analysis from Belle [17].

VII. SYSTEMATIC UNCERTAINTIES

Systematic errors from various sources are considered and estimated with independent studies and cross-checks. These are summarized in Table VIII for $B^0 \rightarrow \rho^0 \rho^0$ and Table IX for the remaining four-pion modes. This includes the uncertainty on the number of produced $B\bar{B}$ events in the data sample. Contributions to the uncertainty in the selection efficiency due to particle identification and tracking are determined by using independent control samples.

The uncertainty in the ρ^0 shape is determined by varying the fixed mass and width within its world average uncertainty [36]. We account for a difference in the fraction of misreconstructed events between data and MC by varying this parameter by $\pm 50\%$ of its value and repeating the fit. Since we did not treat the correctly reconstructed events separately for the remaining four pion final states, we assign the same number as for $B^0 \rightarrow \rho^0 \rho^0$.

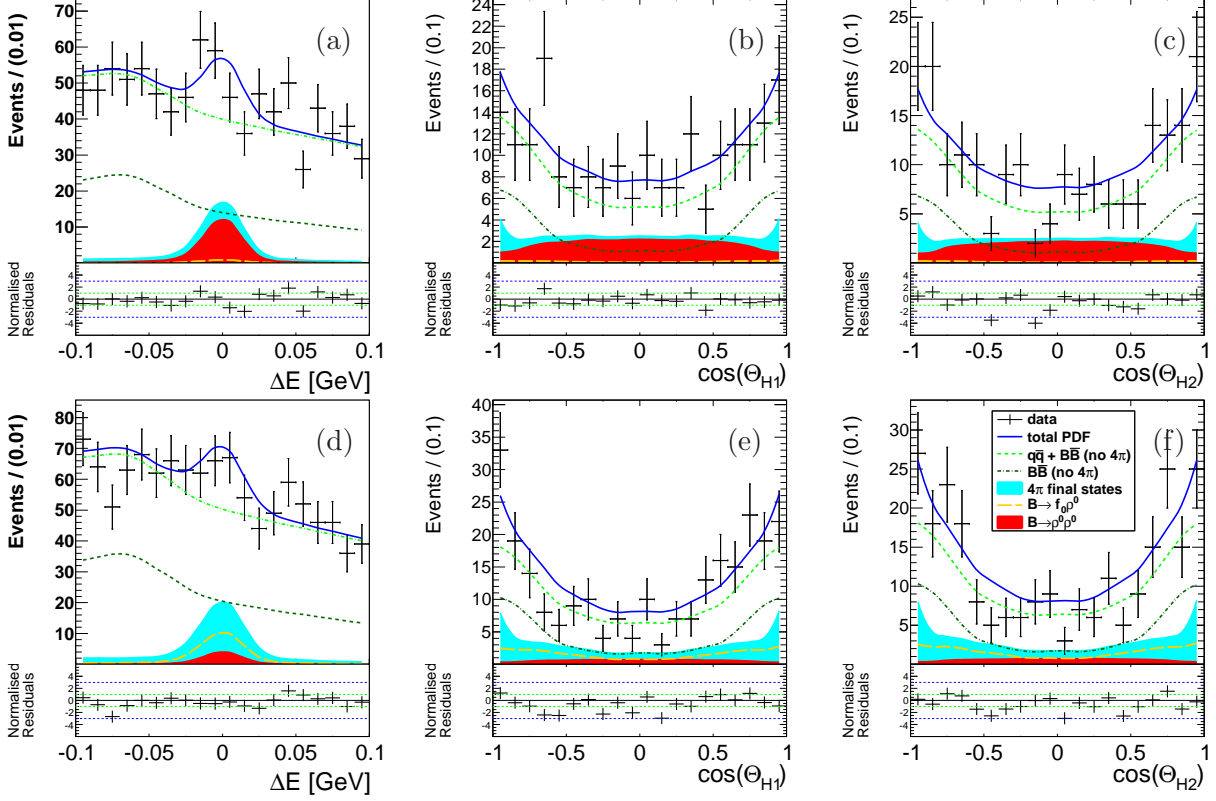


FIG. 6: (color online) Projections of the fit to the data into a $\rho^0\rho^0$ window $0.60 \text{ GeV}/c^2 < m_{\pi^+\pi^-} < 0.88 \text{ GeV}/c^2$ (upper row) and a $f_0\rho^0$ window $0.6 \text{ GeV}/c^2 < M_k < 0.88 \text{ GeV}/c^2$ and $0.88 \text{ GeV}/c^2 < M_l < 1.08 \text{ GeV}/c^2$ (lower row). The points represent the data and the solid curves represent the fit result. The shaded (red) areas show the $B^0 \rightarrow \rho^0\rho^0$ and the (orange) long dashed curves the $B^0 \rightarrow f_0\rho^0$ contribution. The bright shaded (cyan) areas show all four-pion final states, the (dark green) dashed curves show the non-peaking $B\bar{B}$ contribution and the (bright green) dash-dotted curves show the total non-peaking background. Panels (a) and (d) show the projection into ΔE for $\mathcal{F}_{S/B} > 0.5$ and (b,c) and (e,f) show into $\cos\theta_H$ for $\mathcal{F}_{S/B} > 0.5$ and $|\Delta E| < 0.02 \text{ GeV}$. The residuals are plotted below each distribution.

Variations in the parametric model shape due to limited statistics are accounted for by varying each parameter within its error. Uncertainties in the non-parametric shapes are obtained either by varying the contents of the histogram bins within $\pm 1\sigma$ (referred to as bin-wise in Table X) or by modifying the shapes as follows; in order to enhance a longitudinally (transversely) polarized signal-like shape we vary the content of each two-dimensional helicity PDF from $-(+)$ 1σ in the center and $+(-)$ 1σ in the corners and extrapolate the variation in between. For each background component, we generate two sets of pseudo-experiments according to our fit result; one for each modification of the helicity PDFs (longitudinal- or transverse-like). We neglect the non-significant modes in this study, except for $B^0 \rightarrow \rho^0\pi^+\pi^-$, whose yield is free; the variation of the $B^0 \rightarrow \rho^0\pi^+\pi^-$ helicity shape is described below. Half of the difference between the fitted parameter of each set is taken as the corresponding uncertainty from this study (referred to as bending in Table X). Since the helicity description of continuum is fixed from off-resonance data, we also use sideband data ($M_{bc} < 5.25 \text{ GeV}/c^2$ and $\Delta E > 0.025 \text{ GeV}$) in order to correct

the continuum helicity PDF in each bin, apply the correction to the fit to the data and take the difference to the nominal fit result as the corresponding uncertainty. Similarly, we obtain an alternative, overall description of the helicity and mass distributions of generic B decays from another sideband region ($M_{bc} < 5.25 \text{ GeV}/c^2$ and $|\Delta E| < 0.2 \text{ GeV}$), which then substitutes the one obtained from MC simulation in the fit to data. To avoid double-counting of the same effect, the largest uncertainty of all three studies, see Table X, is taken. We consider the diversity of all three studies as large enough to also account for a possible difference between data and MC.

The systematic uncertainty due to fixing the peaking background yields of $B^0 \rightarrow a_1^\pm \pi^\mp$ and $B^0 \rightarrow b_1^\pm \pi^\mp$ are estimated by varying the branching fraction by its world average error and repeating the fit. Since only an upper limit is known for $B^0 \rightarrow a_2^\pm \pi^\mp$, we vary its yield from zero to two times its fixed value. The fit bias was determined from full simulation by searching for a difference between the generated and fitted physics parameters. Because of imperfection in the modeling of all the correlations, we find a non-negligible bias of +16% for the mode $B^0 \rightarrow f_0 \rho^0$. We subtract 16% from the fit result and assign a 2.2% uncertainty, determined from a variation of the generated $B^0 \rightarrow f_0 \rho^0$ yield within $\pm 1\sigma$. All other biases are found to be small compared to the statistical uncertainty and are therefore treated fully as systematic uncertainties. Furthermore, we performed an ensemble test where we replaced the $B^0 \rightarrow \rho^0 \pi^+ \pi^-$ helicity PDF with one where the ρ^0 is either longitudinally or transversely polarized to generate MC sets according to the fit result. Modes in agreement with zero events except $B^0 \rightarrow \rho^0 \pi^+ \pi^-$ were not generated but left free in the fits. The maximal deviation from the nominal model is taken as the uncertainty related to the assumption of the $B^0 \rightarrow \rho^0 \pi^+ \pi^-$ helicity dependency.

Finally, the uncertainty from neglecting interference between the four-pion final states is estimated by constructing a 4-body amplitude and generating samples of two four-pion final states, including detector effects. For each set of modes, we first calibrate the relative amplitude strength between the two considered modes in order to obtain a yield ratio as found in the data. For the calibration, we set the relative phase to 90° . Then, we generate sets with the relative phase between the two modes of interest varying from 0° to 180° in steps of 10° . Each set is fitted with an incoherent model and the RMS of the variation of the fit results with respect to the one obtained from the calibration set is taken to be the systematic uncertainty. We consider the modes $B^0 \rightarrow \rho^0 \rho^0, a_1 \pi, f_0 \rho^0$ and $\rho^0 \pi \pi$ (where, for $\rho^0 \rho^0$, we set $f_L = 0.21$). We find that interference with $a_1 \pi$ gives the largest uncertainty in all cases.

Due to the combination of a broad (non-resonant pion pair) part together with a ρ^0 contribution, the mode $B^0 \rightarrow \rho^0 \pi^+ \pi^-$ can absorb changes in model more easily; therefore this mode has a relatively large statistical and systematic uncertainty.

VIII. ϕ_2 CONSTRAINT

We use the branching fraction and the longitudinally polarized fraction of $B^0 \rightarrow \rho^0 \rho^0$ decays from our result; $f_L \times \mathcal{B}(B^0 \rightarrow \rho^0 \rho^0) = (0.21 \pm 0.34) \times 10^{-6}$ to obtain a new constraint on the CKM angle ϕ_2 through an isospin analysis [22] in the $B \rightarrow \rho \rho$ system. Because of Bose-Einstein statistics, the two ρ s can only carry a total isospin of $I = 0$ or $I = 2$ while the strong loop contributions can only result in $I = 0$; the gluon does not carry isospin. Neglecting electroweak contributions or isospin breaking effects, the complex $B \rightarrow \rho \rho$ amplitudes can

TABLE VIII: Systematic uncertainties of the branching fraction of $B^0 \rightarrow \rho^0 \rho^0$ and f_L .

Category	$\delta\mathcal{B}(B^0 \rightarrow \rho^0 \rho^0)$ (%)	δf_L
$\delta N(B\bar{B})$	1.4	n.a.
Tracking	1.4	n.a.
Particle identification	2.5	n.a.
Mis-reconstruction fraction	2.4	0.03
Resonance shape	0.2	< 0.001
Model shape	5.1	0.11
Histogram shape	8.5	0.08
$\mathcal{B}(B^0 \rightarrow a_1\pi)$	0.4	0.03
$\mathcal{B}(B^0 \rightarrow b_1\pi)$	<0.1	< 0.001
$\mathcal{B}(B^0 \rightarrow a_2\pi)$	<0.1	< 0.001
Fit bias	1.9	0.03
$\rho^0\pi\pi$ helicity	6.3	0.05
Interference	8.4	0.03
Total	15.1	0.15

TABLE IX: Systematic uncertainties (%) for other modes with four-pion final state.

Category	4π	$\rho^0\pi^+\pi^-$	$f_0\pi^+\pi^-$	f_0f_0	$f_0\rho^0$
$\delta N(B\bar{B})$	1.4	1.4	1.4	1.4	1.4
Tracking	1.4	1.4	1.4	1.4	1.4
Particle identification	2.5	2.5	2.5	2.5	2.5
Mis-reconstruction fraction	2.4	2.4	2.4	2.4	2.4
Resonance shape	n.a.	n.a.	n.a.	n.a.	< 1
Model shape	28.5	218.8	13.5	13.8	7.1
Histogram shape	38.1	127.3	54.5	46.1	5.9
$\mathcal{B}(B^0 \rightarrow a_1\pi)$	10.3	129.5	3.1	4.7	3.4
$\mathcal{B}(B^0 \rightarrow b_1\pi)$	<1	1.6	<1	<1	<1
$\mathcal{B}(B^0 \rightarrow a_2\pi)$	<1	2.7	<1	<1	<1
Fit bias	18.6	10.3	7.4	100.1	2.2
$\rho^0\pi\pi$ helicity	26.8	23.3	17.6	14.1	4.5
Interference	n.a.	93.2	n.a.	n.a.	6.8
Total	58.7	300.3	59.5	112.1	13.7

be related via

$$\frac{1}{\sqrt{2}}A^{+-} + A^{00} = A^{+0}, \quad \frac{1}{\sqrt{2}}\bar{A}^{+-} + \bar{A}^{00} = \bar{A}^{-0}, \quad (11)$$

where the amplitudes with $\bar{b} \rightarrow \bar{u}$ ($b \rightarrow u$) transitions are denoted as A^{ij} (\bar{A}^{ij}) and the superscript identifies the charges of the ρ mesons. These relations can be visualized as two triangles in the complex plane. Isospin arguments show that the charged B decay

TABLE X: Systematic uncertainties arising from the three alternative studies of the variation of the non-parametric PDFs as described in the text. The largest value is taken for each observable. The uncertainties obtained from the sideband studies are listed separately in the last two columns. For the observable $\mathcal{B}(B^0 \rightarrow \rho^0 \rho^0)$ we combine the value obtained from correcting the continuum helicity PDF with sideband data with the remaining values obtained from the bending studies (6.2%), resulting in a total uncertainty of 8.5%. The $B\bar{B}$ components give the dominant contribution to the uncertainty of f_L in all cases.

Variation	Bin-wise	Bending	$q\bar{q}$ sideband	$B\bar{B}$ sideband
$\delta\mathcal{B}(B^0 \rightarrow \rho^0 \rho^0)$ (%)	4.1	7.0	5.8	0.4
δf_L	0.03	0.08	0.05	0.07
$\delta\mathcal{B}(B^0 \rightarrow f_0 \rho^0)$ (%)	5.9	3.4	2.6	3.8

$B^\pm \rightarrow \rho^\pm \rho^0$ arises only at tree level. Consequently, the two isospin triangles share the same base: $A^{+0} = \bar{A}^{-0}$. The difference between the two isospin triangles corresponds to the shift $\Delta\phi_2$ due to additional contributions. This method has a 8-fold ambiguity in the determination of ϕ_2 that arises from the four possible orientations of the two triangles and from measuring $\sin(\phi_2^{\text{eff}})$. The amplitudes are constructed from branching fractions and direct CP asymmetries \mathcal{A}_{CP} and then used to obtain the possible pollution in the mixing induced CP asymmetry $\mathcal{S}_{CP} = \sqrt{1 - A_{CP}^2} \sin(2\phi_2^{\text{eff}})$, obtained from $B^0 \rightarrow \rho^+ \rho^-$ decays. For the remaining sides of the triangles, we use Belle results: the longitudinally polarized fraction of $\mathcal{B}(B^0 \rightarrow \rho^+ \rho^-) = (22.8 \pm 4.6) \times 10^{-6}$ with $f_L^{+-} = 0.94 \pm 0.05$, $\mathcal{A}_{CP}^{+-} = 0.16 \pm 0.22$, $\mathcal{S}_{CP}^{+-} = 0.19 \pm 0.31$ [15, 42] and the longitudinally polarized fraction of $\mathcal{B}(B^\pm \rightarrow \rho^\pm \rho^0) = (31.7 \pm 8.8) \times 10^{-5}$ with $f_L^{+0} = 0.95 \pm 0.11$ [43]. Figure 7 shows the two solutions for ϕ_2 from a probability scan. The solution that is consistent with the SM is $\phi_2 = (84.9 \pm 13.5)^\circ$. The size of the penguin contributions is small: $\Delta\phi_2 = (0.0 \pm 10.4)^\circ$. Because of the very small $B^0 \rightarrow \rho^0 \rho^0$ branching fraction relative to the other two $B \rightarrow \rho\rho$ decays, the four solutions from the isospin analysis degenerate into the two apparent solutions. This makes this isospin analysis less ambiguous compared with the $B \rightarrow \pi\pi$ system, where the decay into two neutral pions is significant stronger [10, 11, 44, 45], resulting in eight solutions for ϕ_2 .

IX. RESULT DISCUSSION

Including the helicity angles in the fit is the main difference with the previous Belle analysis, where no such information was used. Besides allowing us to measure the polarization, the helicity angles provide further separation power, especially between the four-pion final states, which otherwise can only be separated by the dipion masses. Their importance is reflected by the result of the fit to data without using the helicity information (see Section VI). The stability of the fit result within the model shape studies (see Section VII) demonstrates the use of an appropriate helicity description. Further differences include an improved tagging algorithm for the SVD2 data sample, the usage of M_{bc} as a B meson selection criteria instead of the vertex fit quality (so that this measurement could be superseded by a time-dependend measurement; consequently, M_{bc} could not be used as a fit variable here, as mentioned in Sec. III) and the replacement of a event-shape topology-dependent

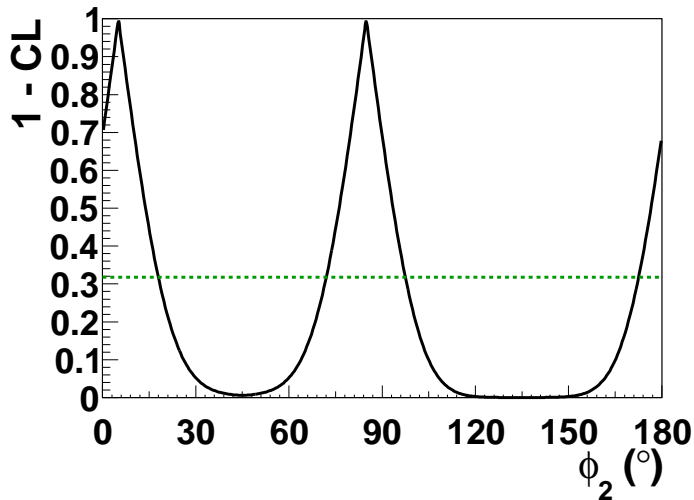


FIG. 7: 1-CL versus ϕ_2 obtained from an isospin analysis from $B \rightarrow \rho\rho$ decays. The horizontal line shows the 68% CL.

selection criteria with the inclusion of $\mathcal{F}_{S/B}$ into the fit. The latter increases the amount of continuum background significantly more than $B\bar{B}$ mesons decay contributions; to compensate, reduced M_1 , M_2 window has been chosen to reduce the overall background while leaving the signal detection quality unchanged, as demonstrated with a MC study. Moreover, an optimization of the selection criteria, but especially the inclusion of $\mathcal{F}_{S/B}$, results in an increase of the reconstruction efficiency by 107%, according to MC simulation. For the comparison, we assume the same f_L as obtained from this measurement for the total reconstruction efficiency of the previous analysis, since the efficiency for transversely polarized ρ^0 s is higher due to a different momentum spectrum of the daughter pions.

X. CONCLUSION

We have presented a measurement of the branching fraction of $B^0 \rightarrow \rho^0\rho^0$ decays and the fraction of longitudinally polarized ρ mesons in this decay, together with other four-pion final states using the final Belle data set of 772×10^6 $B\bar{B}$ pairs.

We find a branching fraction of $\mathcal{B}(B^0 \rightarrow \rho^0\rho^0) = (1.02 \pm 0.30 \text{ (stat)} \pm 0.15 \text{ (syst)}) \times 10^{-6}$ with a significance of 3.4 standard deviations and a longitudinally polarization fraction $f_L = 0.21_{-0.22}^{+0.18} \text{ (stat)} \pm 0.15 \text{ (syst)}$. Since the longitudinally polarization fraction is found to be small, no measurement of the CP asymmetries is performed. However, we use the result of longitudinally polarized ρ mesons in $B^0 \rightarrow \rho^0\rho^0$ decays to constrain the CKM angle $\phi_2 = (84.9 \pm 13.5)^\circ$ with an isospin analysis in the $B \rightarrow \rho\rho$ system.

Furthermore, we find 125 ± 41 $B^0 \rightarrow f_0\rho^0$ events, corresponding to $\mathcal{B}(B^0 \rightarrow f_0\rho^0) \times \mathcal{B}(f_0 \rightarrow \pi^+\pi^-) = (0.78 \pm 0.22 \text{ (stat)} \pm 0.11 \text{ (syst)}) \times 10^{-6}$, with a significance of 3.1 standard deviations. With a significant yield of $B^0 \rightarrow f_0\rho^0$ decays, a measurement of the CP asymmetries could be performed in principle but with a large uncertainty with the current statistics. We find no other significant contribution with the same final state, and set upper limits at 90% confidence level on the (product) branching fractions, $\mathcal{B}(B^0 \rightarrow \pi^+\pi^-\pi^+\pi^-) < 11.2 \times 10^{-6}$, $\mathcal{B}(B^0 \rightarrow \rho^0\pi^+\pi^-) < 12.0 \times 10^{-6}$, $\mathcal{B}(B^0 \rightarrow f_0\pi^+\pi^-) \times \mathcal{B}(f_0 \rightarrow \pi^+\pi^-) < 3.0 \times 10^{-6}$ and

$$\mathcal{B}(B^0 \rightarrow f_0 f_0) \times \mathcal{B}(f_0 \rightarrow \pi^+ \pi^-)^2 < 0.2 \times 10^{-6}.$$

The previous Belle analysis set an upper limit on the branching fraction of $B^0 \rightarrow \rho^0 \rho^0$ decays; $\mathcal{B}(B^0 \rightarrow \rho^0 \rho^0) < 1.0 \times 10^{-6}$ at 90% confidence level (CL), using a sample containing 657×10^6 $B\bar{B}$ pairs and assuming pure longitudinal polarization. [17]. The BaBar collaboration has performed a study of $B^0 \rightarrow \rho^0 \rho^0$ decays with 465×10^6 $B\bar{B}$ pairs and found a branching fraction $\mathcal{B}(B^0 \rightarrow \rho^0 \rho^0) = (0.92 \pm 0.32 \text{ (stat)} \pm 0.14 \text{ (syst)}) \times 10^{-6}$ and a longitudinal polarization fraction of $f_L = 0.75^{+0.11}_{-0.14}$ (stat) \pm 0.04 (syst) [18]. Thus the resulting $B^0 \rightarrow \rho^0 \rho^0$ branching fraction is consistent with the previous Belle analysis and it is also in agreement with the value obtained by the BaBar collaboration. The fraction of longitudinal polarization in $B^0 \rightarrow \rho^0 \rho^0$ decays is somewhat lower than previously measured (differing from the BaBar result by 2.1σ) and the branching fraction of $B^0 \rightarrow f_0 \rho^0$ decays is significantly higher than indicated by previous measurements. For the modes where an upper limit is obtained, we have improved values for $B^0 \rightarrow \pi^+ \pi^- \pi^+ \pi^-$ and $B^0 \rightarrow f_0 \pi^+ \pi^-$ compared to the current available limits [36].

This measurement is still statistically limited and more insight on the interesting and complex structure of four-pion final state B decays will be accessible by future experiments [46, 47], e.g. by performing a four-body Dalitz analysis.

Acknowledgments

We thank the KEKB group for the excellent operation of the accelerator; the KEK cryogenics group for the efficient operation of the solenoid; and the KEK computer group, the National Institute of Informatics, and the PNNL/EMSL computing group for valuable computing and SINET4 network support. We acknowledge support from the Ministry of Education, Culture, Sports, Science, and Technology (MEXT) of Japan, the Japan Society for the Promotion of Science (JSPS), and the Tau-Lepton Physics Research Center of Nagoya University; the Australian Research Council and the Australian Department of Industry, Innovation, Science and Research; Austrian Science Fund under Grant No. P 22742-N16; the National Natural Science Foundation of China under contract No. 10575109, 10775142, 10875115 and 10825524; the Ministry of Education, Youth and Sports of the Czech Republic under contract No. MSM0021620859; the Carl Zeiss Foundation, the Deutsche Forschungsgemeinschaft and the VolkswagenStiftung; the Department of Science and Technology of India; the Istituto Nazionale di Fisica Nucleare of Italy; The BK21 and WCU program of the Ministry Education Science and Technology, National Research Foundation of Korea Grant No. 2010-0021174, 2011-0029457, 2012-0008143, 2012R1A1A2008330, BRL program under NRF Grant No. KRF-2011-0020333, and GSDC of the Korea Institute of Science and Technology Information; the Polish Ministry of Science and Higher Education and the National Science Center; the Ministry of Education and Science of the Russian Federation and the Russian Federal Agency for Atomic Energy; the Slovenian Research Agency; the Basque Foundation for Science (IKERBASQUE) and the UPV/EHU under program UFI 11/55; the Swiss National Science Foundation; the National Science Council and the Ministry of Education of Taiwan; and the U.S. Department of Energy and the National Science Foundation. This work is supported by a Grant-in-Aid from MEXT for Science Research in a Priority Area (“New Development of Flavor Physics”), and from JSPS for Creative Scientific Research (“Evolution of Tau-lepton Physics”).

-
- [1] N. Cabibbo, Phys. Rev. Lett. **10**, 531 (1963).
- [2] M. Kobayashi and T. Maskawa, Prog. Theor. Phys. **49**, 652 (1973).
- [3] K. Abe *et al.* (Belle Collaboration), Phys. Rev. Lett. **87**, 091802 (2001).
- [4] I. Adachi *et al.* (Belle Collaboration), Phys. Rev. Lett. **108**, 171802 (2012).
- [5] B. Aubert *et al.* (BaBar Collaboration), Phys. Rev. Lett. **87**, 091801 (2001).
- [6] B. Aubert *et al.* (BaBar Collaboration), Phys. Rev. D **79**, 072009 (2009).
- [7] J. Brodzicka *et al.*, Prog. Theor. Exp. Phys. **2012**, 04D001 (2012).
- [8] M. Battaglia, A. J. Buras, P. Gambino, A. Stocchi, *et al.*, arXiv:hep-ph/0304132.
- [9] J. Charles *et al.* (CKMfitter Group), Eur. Phys. J. C **41**, 1-131 (2005) [hep-ph/0406184], updated results and plots available at: <http://ckmfitter.in2p3.fr> .
- [10] H. Ishino *et al.* (Belle Collaboration), Phys. Rev. Lett. **98**, 211801 (2007).
- [11] B. Aubert *et al.* (BaBar Collaboration), Phys. Rev. D **87**, 052009 (2013).
- [12] R. Aaij *et al.* (LHCb Collaboration), JHEP **1210** **037** (2012).
- [13] A. Kusaka *et al.* (Belle Collaboration), Phys. Rev. Lett. **98**, 221602 (2007).
- [14] B. Aubert *et al.* (BaBar Collaboration), Phys. Rev. D **76**, 012004 (2007).
- [15] A. Somov *et al.* (Belle Collaboration), Phys. Rev. D **76**, 011104 (2007).
- [16] B. Aubert *et al.* (BaBar Collaboration), Phys. Rev. D **76**, 052007 (2007).
- [17] C. Chiang *et al.* (Belle Collaboration), Phys. Rev. D **78**, 111102 (2008).
- [18] B. Aubert *et al.* (BaBar Collaboration), Phys. Rev. D **78**, 071104 (2008).
- [19] J. Dalseno *et al.* (Belle Collaboration), Phys. Rev. D **86**, 092012 (2012).
- [20] B. Aubert *et al.* (BaBar Collaboration), Phys. Rev. Lett. **97**, 051802 (2006).
- [21] B. Aubert *et al.* (BaBar Collaboration), Phys. Rev. Lett. **98**, 181803 (2007).
- [22] M. Gronau and D. London, Phys. Rev. Lett. **65**, 3381 (1990).
- [23] M. Gronau and J. Zupan, Phys. Rev. D **73**, 057502 (2006).
- [24] H. Li and S. Mishima, Phys. Rev. D **73**, 114014 (2006).
- [25] W. Zou and Z. Xiao, Phys. Rev. D **72**, 094026 (2005).
- [26] M. Beneke, G. Buchalla, M. Neubert, C. T. Sachrajda, Nucl. Phys. B **591** pages 313-418, (2000).
- [27] G. Buchalla, Heavy Quark Theory, CERN-TH/2002-018, arXiv:hep-ph/0202092.
- [28] M. Bartsch, G. Buchalla, C. Kraus, arXiv:0810.0249v1.
- [29] M. Beneke, J. Rohrer and D. Yang, Nucl. Phys. B **774**, 64, (2007).
- [30] H. Cheng, K. Yang, Phys. Rev. D **78**, 094001, (2008).
- [31] S. Kurokawa and E. Kikutani, Nucl. Instrum. Methods Phys. Res. Sect. A **499**, 1 (2003), and other papers included in this Volume; T.Abe *et al.*, Prog. Theor. Exp. Phys. **2013**, 03A001 (2013) and following articles up to 03A011.
- [32] A. Abashian *et al.* (Belle Collaboration), Nucl. Instrum. Methods Phys. Res. Sect. A **479**, 117 (2002).
- [33] Z. Natkaniec *et al.* (Belle SVD2 Group), Nucl. Instr. and Meth. A **560**, 1 (2006).
- [34] R. Brun *et al.*, GEANT 3.21, CERN DD/EE/84-1 (1984).
- [35] H. Tajima *et al.*, Nucl. Instr. and Meth. A **533**, 370 (2004).
- [36] J. Beringer *et al.* (Particle Data Group), Phys. Rev. D **86**, 010001 (2012).
- [37] R. A. Fisher, Annals of Human Genetics **7**, 179 (1936).
- [38] G.C. Fox and S. Wolfram, Phys. Rev. Lett. **41**, 1581 (1978).

- [39] K. Abe *et al.* (Belle Collab.), Phys. Lett. B **511**, 151 (2001).
- [40] H. Kakuno *et al.* (Belle Collab.), Nucl. Instrum. and Meth. A **533**, (2004) 516.
- [41] J. Friedman, Proceedings of the 1974 CERN School of Computing, Norway, 11-24 August, 1974, CERN, Geneva (1974).
- [42] A. Somov *et al.* (Belle Collaboration), Phys. Rev. Lett. **96**, 171801 (2006).
- [43] J. Zhang *et al.* (Belle Collaboration), Phys. Rev. Lett. **91**, 221801 (2003).
- [44] Y. Chao *et al.* (Belle Collaboration), Phys. Rev. Lett. **94** 181803 (2005).
- [45] J. P. Lees *et al.* (BABAR Collaboration), Phys. Rev. D **87** 052009 (2013).
- [46] The Belle2 Collaboration, <http://belle2.kek.jp/> .
- [47] The LHCb Collaboration, <http://lhcb.web.cern.ch/lhcb> .