

Approximation Algorithms for the Joint Replenishment Problem with Deadlines^{*}

Marcin Bienkowski¹, Jaroslaw Byrka¹, Marek Chrobak², Neil Dobbs³,
Tomasz Nowicki³, Maxim Sviridenko⁴, Grzegorz Świrszcz⁴, and Neal E. Young²

¹ Institute of Computer Science, University of Wrocław, Poland.

² Department of Computer Science, University of California at Riverside, USA.

³ IBM T.J. Watson Research Center, Yorktown Heights, USA.

⁴ Department of Computer Science, University of Warwick, UK.

Abstract. The Joint Replenishment Problem (JRP) is a fundamental optimization problem in supply-chain management, concerned with optimizing the flow of goods over time from a supplier to retailers. Over time, in response to demands at the retailers, the supplier sends shipments, via a warehouse, to the retailers. The objective is to schedule shipments to minimize the sum of shipping costs and retailers' waiting costs.

We study the approximability of JRP with deadlines, where instead of waiting costs the retailers impose strict deadlines. We study the integrality gap of the standard linear-program (LP) relaxation, giving a lower bound of 1.207, and an upper bound and approximation ratio of 1.574. The best previous upper bound and approximation ratio was 1.667; no lower bound was previously published. For the special case when all demand periods are of equal length we give an upper bound of 1.5, a lower bound of 1.2, and show APX-hardness.

Keywords: Joint replenishment problem with deadlines, inventory theory, linear programming, integrality gap, randomized rounding, approximation algorithm

1 Introduction

The Joint Replenishment Problem with Deadlines (JRP-D) is an optimization problem in inventory theory concerned with optimizing a schedule of shipments of a commodity from a supplier, via a warehouse, to satisfy demands at m retailers (cf. Figure 1). An instance is specified by a tuple (C, c, \mathcal{D}) where $C \in \mathbb{Q}$ is the *warehouse ordering cost*, each retailer $\rho \in \{1, 2, \dots, m\}$ has *retailer ordering cost* $c_\rho \in \mathbb{Q}$, and \mathcal{D} is a set of n *demands*, where each demand is a triple (ρ, r, d) , where ρ is a retailer, $r \in \mathbb{N}$ is the demand's release time and $d \in \mathbb{N}$ is its deadline. The interval $[r, d]$ is the demand *period*. Without loss of generality, we assume $r, d \in [2n]$, where $[i]$ denotes $\{1, 2, \dots, i\}$.

A solution (called a *schedule*) is a set of *orders*, each specified by a pair (t, R) , where t is the time of the order and R is a subset of the retailers. An order (t, R) *satisfies* those demands (ρ, r, d) whose retailer is in R and whose demand period contains t (that is, $\rho \in R$ and $t \in [r, d]$). A schedule is *feasible* if all demands are satisfied by some order in the schedule.

The *cost* of order (t, R) is the ordering cost of the warehouse plus the ordering costs of respective retailers, i.e., $C + \sum_{\rho \in R} c_\rho$. It is convenient to think of this order as consisting of a warehouse order of cost C , which is then joined by each retailer $\rho \in R$ at cost c_ρ . The cost of the schedule is the sum of the costs of its orders. The objective is to find a feasible schedule of minimum cost.

^{*} Research supported by MNiSW grant number N N206 368839 (2010-2013); NSF grants CCF-1217314, CCF-1117954, OISE-1157129; EPSRC grants EP/J021814/1 and EP/D063191/1; FP7 Marie Curie Career Integration Grant; and Royal Society Wolfson Research Merit Award.

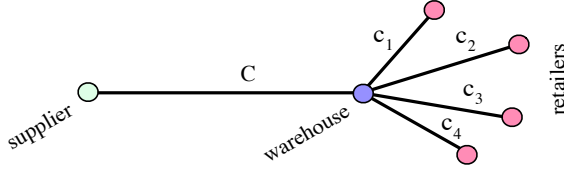


Fig. 1. An instance with four retailers, with ordering costs as distances. The cost of an order is the weight of the subtree connecting the supplier and the involved retailers.

Previous Results. The decision variant of JRP-D was shown to be strongly NP-complete by Becchetti et al. [3]. (They considered an equivalent problem of packet aggregation with deadlines on two-level trees.) Nonner and Souza [11] then showed that JRP-D is APX-hard, even if each retailer issues only three demands. Using the primal-dual method, Levi, Roundy and Shmoys [8] gave a 2-approximation algorithm. Using randomized rounding, Levi et al. [9,10] (building on [7]) improved the approximation ratio to 1.8; Nonner and Souza [11] reduced it further to $5/3$. These results use a natural linear-program (LP) relaxation, which we use too.

The randomized-rounding approach from [11] uses a natural rounding scheme whose analysis can be reduced to a probabilistic game. For any probability distribution p on $[0, 1]$, the integrality gap of the LP relaxation is at most $1/\mathcal{Z}(p)$, where $\mathcal{Z}(p)$ is a particular statistic of p (see Lemma 1). The challenge in this approach is to find a distribution where $1/\mathcal{Z}(p)$ is small. Nonner and Souza show that there is a distribution p with $1/\mathcal{Z}(p) \leq 5/3 \approx 1.67$. As long as the distribution can be sampled from efficiently, the approach yields a polynomial-time $(1/\mathcal{Z}(p))$ -approximation algorithm.

Our Contributions. We show that there is a distribution p with $1/\mathcal{Z}(p) \leq 1.574$. We present this result in two steps: we show the bound $e/(e-1) \approx 1.58$ with a simple and elegant analysis, then improve it to 1.574 by refining the underlying distribution. We conjecture that this distribution minimizes $1/\mathcal{Z}(p)$. This shows that the integrality gap is at most 1.574 and gives a 1.574-approximation algorithm. We also prove that the LP integrality gap is *at least* 1.207 and we provide a computer-assisted proof that this gap is at least 1.245. (As far as we know, no explicit lower bounds have been previously published.)

For the special case when all demand periods have the same length (as occurs in applications where time-to-delivery is globally standardized) we give an upper bound of 1.5, a lower bound of 1.2, and show APX-hardness.

Related Work. JRP-D is a special case of the Joint Replenishment Problem (JRP). In JRP, instead of having a deadline, each demand is associated with a delay-cost function that specifies the cost for the delay between the times the demand was released and satisfied by an order. JRP is NP-complete, even if the delay cost is linear [2,11]. JRP is in turn a special case of the One-Warehouse Multi-Retailer (OWMR) problem, where the commodities may be stored at the warehouse for a given cost per time unit. The 1.8-approximation by Levi et al. [10] holds also for OWMR. JRP was also studied in the online scenario: a 3-competitive algorithm was given by Buchbinder et al. [5] (see also [4]).

Another generalization of JRP involves a tree-like structure with the supplier in the root and retailers at the leaves, modeling packet aggregation in convergecasting trees. A 2-approximation is known for the variant with deadlines [3]; the case of linear delay costs has also been studied [6].

The LP Relaxation. The standard LP relaxation of the problem is given below. Let $U = \max\{d \mid (\rho, r, d) \in \mathcal{D}\}$ be the maximum deadline, and assume that each release time and deadline is in universe $\mathcal{U} = [U]$.

$$\begin{aligned} \text{minimize} \quad & \text{cost}(\mathbf{x}) = \sum_{t=1}^U (C x_t + \sum_{\rho=1}^m c_\rho x_t^\rho) \\ \text{subject to} \quad & x_t \geq x_t^\rho \quad \text{for all } t \in \mathcal{U}, \rho \in \{1, \dots, m\} \end{aligned} \quad (1)$$

$$\begin{aligned} & \sum_{t=r}^d x_t^\rho \geq 1 \quad \text{for all } (\rho, r, d) \in \mathcal{D} \\ & x_t, x_t^\rho \geq 0 \quad \text{for all } t \in \mathcal{U}, \rho \in \{1, \dots, m\}. \end{aligned} \quad (2)$$

We use \mathbf{x} to denote an optimal fractional solution to this LP relaxation.

2 Upper Bound of 1.574

The statistic $\mathcal{Z}(p)$. The approximation ratio of algorithm Round_p (defined below) and the integrality gap of the LP are at most $1/\mathcal{Z}(p)$, where $\mathcal{Z}(p)$ is defined by the following so-called *tally game* (following [11]). To begin the game, fix any *threshold* $z \geq 0$, then draw a sequence of independent samples s_1, s_2, \dots, s_h from p , stopping when their sum exceeds z . Call $z - (s_1 + s_2 + \dots + s_{h-1})$ the *waste*. Note that, since the waste is less than s_h , it is in $[0, 1]$. Let $\mathcal{W}(p, z)$ denote the expectation of the waste. Abusing notation, let $\mathbf{E}[p]$ denote the expected value of a single sample drawn from p . Then $\mathcal{Z}(p)$ is defined to be the minimum of $\mathbf{E}[p]$ and $1 - \sup_{z \geq 0} \mathcal{W}(p, z)$.

Note that the distribution p that chooses $1/2$ with probability 1 has $\mathcal{Z}(p) = 1/2$. The challenge is to increase $\mathbf{E}[p]$ and reduce the maximum expected waste.

A generic randomized-rounding algorithm. Next we define the randomized-rounding algorithm Round_p . The algorithm is parameterized by any probability distribution p on $[0, 1]$.

For the rest of this section, fix any instance (C, c, \mathcal{D}) and fractional solution \mathbf{x} of the LP relaxation. Define $\hat{U} = \sum_{t=1}^U x_t$. For each retailer ρ , let ω_ρ denote the piecewise-linear continuous bijection from $[0, \hat{U}]$ to $[0, \sum_{t=1}^U x_t^\rho]$ such that $\omega_\rho(0) = 0$, and, for each $T \in [U]$,

$$\omega_\rho(\sum_{t=1}^T x_t) = \sum_{t=1}^T x_t^\rho.$$

The intuition is that $\omega_\rho(z)$ is the cumulative fractional number of orders joined by retailer ρ by the time the fractional number of warehouse orders reaches z . The equations above determine ω_ρ at its breakpoints; since ω_ρ is piecewise linear and continuous, this determines the entire function. The LP inequalities (1) imply that $0 \leq \omega_\rho(z') - \omega_\rho(z) \leq z' - z$ when $z' \geq z$. That is, ω_ρ has derivative in $[0, 1]$. Here is the rounding algorithm. Recall that \hat{U} denotes $\sum_{t=1}^U x_t$.

Algorithm $\text{Round}_p(C, c_\rho, \mathcal{D}, \mathbf{x})$

-
- 1: Draw independent random samples s_1, s_2, \dots from p . Let $g_i = \sum_{h \leq i} s_h$.
Set *global cutoff sequence* $\mathbf{g} = (g_1, g_2, \dots, g_I)$, where $I = \min\{i \mid g_i \geq \hat{U} - 1\}$.
 - 2: For each retailer ρ independently, choose ρ 's *local cutoff sequence* $\ell^\rho \subseteq \mathbf{g}$ greedily to touch all intervals $[a, b]$ with $\omega_\rho(b) - \omega_\rho(a) \geq 1$. That is, $\ell^\rho = (\ell_1^\rho, \ell_2^\rho, \dots, \ell_{J^\rho}^\rho)$ where ℓ_j^ρ is $\max\{g \in \mathbf{g} \mid \omega_\rho(g) - \omega_\rho(\ell_{j-1}^\rho) \leq 1\}$ (interpret ℓ_0^ρ as 0), and J^ρ is $\min\{j \mid \omega_\rho(\hat{U}) - \omega_\rho(\ell_j^\rho) \leq 1\}$.

- 3: For each $g_i \in \mathbf{g}$, define time $t_i \in [U]$ to be minimum such that $\sum_{t=1}^{t_i} x_t \geq g_i$. Return the schedule $\{(t_i, \{\rho \mid g_i \in \ell^\rho\}) \mid g_i \in \mathbf{g}\}$.

The idea of algorithm Round_p and its analysis are from [11]. The presentation below highlights some important technical subtleties in the proof.

Lemma 1. *For any distribution p and fractional solution \mathbf{x} , the above algorithm, $\text{Round}_p(C, c, \mathcal{D}, \mathbf{x})$, returns a schedule of expected cost at most $\text{cost}(\mathbf{x})/\mathcal{Z}(p)$.*

Proof. Feasibility. Suppose for contradiction that the schedule does not satisfy some demand (ρ, r, d) in \mathcal{D} . Then (ignoring boundary cases) there are consecutive local cutoffs ℓ_j^ρ and ℓ_{j+1}^ρ equal to global cutoffs g_i and $g_{i'}$ whose times t_i and $t_{i'}$ (per Step 3) satisfy $t_i < r \leq d < t_{i'}$, and, hence, $t_i + 1 \leq r \leq d \leq t_{i'} - 1$. But, then, by Step 2 of the algorithm,

$$1 \geq \omega_\rho(\ell_{j+1}^\rho) - \omega_\rho(\ell_j^\rho) = \omega_\rho(g_{i'}) - \omega_\rho(g_i) > \sum_{t=t_i+1}^{t_{i'}-1} x_t^\rho \geq \sum_{t=r}^d x_t^\rho \geq 1,$$

where the last step follows from LP constraint (2), and the proper inequality in the second-to-last step follows from the minimality of $t_{i'}$ in Step 3 of the algorithm. This gives $1 > 1$, a contradiction. (The boundary cases, and the proof that Step 2 is well-defined, are similar.)

To finish the proof, for each term in the cost $C|\mathbf{g}| + \sum_\rho c_\rho |\ell^\rho|$, we bound the term's expectation by $1/\mathcal{Z}(p)$ times its corresponding part in $\text{cost}(\mathbf{x})$.

The global order cost $C|\mathbf{g}|$. The expectation of each global cutoff g_{i+1} , given g_i , is $g_i + \mathbf{E}[p]$, which (by definition of $\mathcal{Z}(p)$) is at least $g_i + \mathcal{Z}(p)$. The final index I is the first such that $g_I \geq \hat{U} - 1$, so $g_I < \hat{U}$. By Wald's equation (Lemma 5), since I is a stopping time, the expected length of \mathbf{g} is at most $\hat{U}/\mathcal{Z}(p)$. So, $\mathbf{E}[C|\mathbf{g}|]$ is at most $C\hat{U}/\mathcal{Z}(p)$. In comparison, the global order cost in $\text{cost}(\mathbf{x})$ is $C \sum_{t=1}^U x_t = C\hat{U}$.

The retailer cost $c_\rho |\ell^\rho|$ for ρ . Fix a retailer ρ . Since ρ is fixed for the rest of the proof, we may omit it as a subscript or superscript. Let ℓ be ρ 's local cutoff sequence $(\ell_1, \ell_2, \dots, \ell_J)$. For each $j = 1, 2, \dots, J$, define the *state S_j after step j* to be the first f_j random samples, where f_j is the number of random samples needed to determine ℓ_j . Generally, a given global cutoff g_i will be chosen as the j th local cutoff ℓ_j iff $\omega(g_i) - \omega(\ell_{j-1}) \leq 1 < \omega(g_{i+1}) - \omega(\ell_{j-1})$. So, f_j equals $i + 1$, where i is the index such that $g_i = \ell_j$. That is, g_{f_j} follows ℓ_j in the global sequence. (The only exception is the *last* local cutoff ℓ_J , which can be the maximum global cutoff g_I , in which case it is not followed by any cutoff and $f_J = I$.)

For the analysis, define $S_0 = (s_1)$ and $\ell_0 = 0$ so $\omega(\ell_0) = 0$.

We claim that, *with each step $j = 0, \dots, J - 1$, given the state S_j after step j , the expected increase in $\omega(\cdot)$ during step $j + 1$, namely $\mathbf{E}[\omega(\ell_{j+1}) - \omega(\ell_j) \mid S_j]$, is at least $\mathcal{Z}(p)$.* Before we prove the claim, note that this implies the desired bound: by the stopping condition for ℓ , the total increase in ω is at most $\omega(\hat{U})$, so by Wald's equation (using that the last index J is a stopping time), the expectation of J is at most $\omega(\hat{U})/\mathcal{Z}(p)$. So, $\mathbf{E}[c_\rho |\ell|]$, the expected cost for retailer ρ , is at most $c_\rho \omega(\hat{U})/\mathcal{Z}(p)$. In comparison, the cost for retailer ρ in $\text{cost}(\mathbf{x})$ is $c_\rho \sum_{t=1}^U x_t^\rho = c_\rho \omega(\hat{U})$.

To prove the claim, we describe how moving from state S_j to state S_{j+1} is a play of the tally game in the definition of $\mathcal{Z}(p)$. Fix any j and condition on the state S_j . Fig. 2 shows the steps:

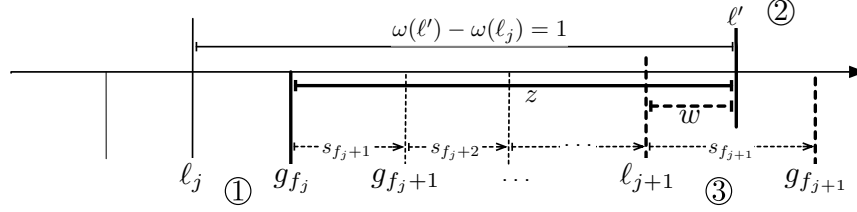


Fig. 2. The proof of $\mathbf{E}[\omega(\ell_{j+1}) - \omega(\ell_j) \mid S_j] \geq \mathcal{Z}(p)$. Dashed lines are for quantities that are independent of the current state S_j , but determined by the next state S_{j+1} .

① The current state S_j determines the j 'th local cutoff ℓ_j and the following global cutoff g_{f_j} .

② Given ℓ_j and g_{f_j} , the next local cutoff for retailer ρ will be the maximum global cutoff in the interval $[g_{f_j}, \ell']$, where ℓ' is chosen so that $\omega(\ell') - \omega(\ell_j)$ equals 1. (Note that $\ell' < \hat{U}$ because, since we haven't stopped yet, $\omega(\hat{U}) - \omega(\ell_j) > 1$.)

③ The algorithm reaches the next state S_{j+1} by drawing some more random samples $s_{f_j+1}, s_{f_j+2}, \dots, s_i$ from p , stopping with the first index i such that the corresponding global cutoff g_i exceeds ℓ' . (That is, such that $g_i = g_{f_j} + s_{f_j+1} + \dots + s_i > \ell'$.) The next local cutoff ℓ_{j+1} is g_{i-1} (the global cutoff just before g_i , so that $g_{i-1} \leq \ell' < g_i$) and this index i is f_{j+1} ; that is, the next state S_{j+1} is (s_1, s_2, \dots, s_i) .

Step ③ is a play of the “tally game” in the definition of $\mathcal{Z}(p)$, with threshold $z = \ell' - g_{f_j}$. The waste w equals the gap $\ell' - \ell_{j+1}$. By the definition of $\mathcal{Z}(p)$, the expectation of w is $\mathcal{W}(p, z) \leq 1 - \mathcal{Z}(p)$. Finally,

$$\omega(\ell_{j+1}) - \omega(\ell_j) = 1 - (\omega(\ell') - \omega(\ell_{j+1})) \geq 1 - (\ell' - \ell_{j+1}) = 1 - w.$$

The expectation of $1 - w$ is at least $\mathcal{Z}(p)$, proving the claim.

The careful reader may notice that the above analysis is incorrect for the last step J , because it may happen that there is no global cutoff after ℓ' . (Then $\ell_J = g_I = \max_i g_i$.) To analyze this case, imagine modifying the algorithm so that, in choosing $\mathbf{g} = (g_1, g_2, \dots, g_I)$, instead of stopping with $I = i$ such that $g_i \geq \hat{U} - 1$, it stops with $I = i$ such that $g_i \geq \hat{U}$. Because the last global cutoff is now at least \hat{U} , and $\ell' < \hat{U}$, there is always a global cutoff after ℓ' . So the previous analysis is correct for the modified algorithm, and its expected local order cost is bounded as claimed. To finish, observe that, since this modification only *extends* \mathbf{g} , it cannot *decrease* the number of local cutoffs selected from \mathbf{g} , so the modification does not decrease the local order cost. \square

2.1 Upper Bound of $e/(e - 1) \approx 1.582$

The next utility lemma says that, in analyzing the expected waste in the tally game, it is enough to consider thresholds z in $[0, 1]$.

Lemma 2. For any distribution p on $[0, 1]$, $\sup_{z \geq 0} \mathcal{W}(p, z) = \sup_{z \in [0, 1]} \mathcal{W}(p, z)$.

Proof. Play the tally game with any threshold $z \geq 1$. Consider the first prefix sum $s_1 + s_2 + \dots + s_h$ of the samples, such that the “slack” $z - (s_1 + s_2 + \dots + s_h)$ is less than 1. Let random variable z' be this slack. Note $z' \in [0, 1)$. Then, conditioned on $z' = y$, the expected waste is $\mathcal{W}(p, y)$, which is at most $\sup_{Y \in [0, 1)} \mathcal{W}(p, Y)$. Thus, for *any* threshold $z \geq 1$, $\mathcal{W}(p, z)$ is at most $\sup_{Y \in [0, 1)} \mathcal{W}(p, Y)$. \square

Now consider the specific probability distribution p on $[0, 1]$ with probability density function $p(y) = 1/y$ for $y \in [1/e, 1]$ and $p(y) = 0$ elsewhere.

Lemma 3. *For this distribution p , $\mathcal{Z}(p) \geq (e - 1)/e = 1 - 1/e$.*

Proof. By Lemma 2, $\mathcal{Z}(p)$ is the minimum of $\mathbf{E}[p]$ and $1 - \sup_{z \in [0, 1)} \mathcal{W}(p, z)$.

By direct calculation, $\mathbf{E}[p] = \int_{1/e}^1 y p(y) dy = \int_{1/e}^1 1 dy = 1 - 1/e$.

Now consider playing the tally game with threshold z . If $z \in [0, 1/e]$, then (since the waste is at most z) trivially $\mathcal{W}(p, z) \leq z \leq 1/e$. So, consider any $z \in [1/e, 1]$. Let s_1 be just the first sample. The waste is z if $s_1 > z$ and otherwise is at most $z - s_1$. Thus, the expected waste is

$$\begin{aligned} \mathcal{W}(p, z) &\leq \Pr[s_1 > z]z + \Pr[s_1 \leq z] \mathbf{E}[z - s_1 \mid s_1 \leq z] \\ &= z - \Pr[s_1 \leq z] \mathbf{E}[s_1 \mid s_1 \leq z] \\ &= z - \int_{1/e}^z y p(y) dy = z - \int_{1/e}^z dy = z - (z - 1/e) = 1/e. \end{aligned}$$

\square

2.2 Upper Bound of 1.574

Next we define a probability distribution on $[0, 1]$ that has a point mass at 1. Fix $\theta = 0.36455$ (slightly less than $1/e$). Over the half-open interval $[0, 1)$, the probability density function p is

$$p(y) = \begin{cases} 0 & \text{for } y \in [0, \theta) \\ 1/y & \text{for } y \in [\theta, 2\theta) \\ \frac{1 - \ln((y - \theta)/\theta)}{y} & \text{for } y \in [2\theta, 1). \end{cases}$$

The probability of choosing 1 is $1 - \int_0^1 p(y) dy \approx 0.0821824$.

Note that $p(y) \geq 0$ for $y \in [2\theta, 1)$ since $\ln((1 - \theta)/\theta) \approx 0.55567$.

Lemma 4. *The statistic $\mathcal{Z}(p)$ for this p is at least $0.63533 > 1/1.574$.*

Proof. Recall that $\mathcal{Z}(p) = \min\{\mathbf{E}[p], 1 - \sup_{z \in [0, 1)} \mathcal{W}(p, z)\}$.

The probability measure μ induced by p has $\mu[1] \approx 0.0821824$ and

$$\mu[0, y] = \begin{cases} 0 & \text{for } y \in [0, \theta) \\ \ln(y/\theta) & \text{for } y \in [\theta, 2\theta) \\ \ln(y/\theta) - \int_{2\theta}^y \frac{1 - \ln((z - \theta)/\theta)}{z} dz & \text{for } y \in [2\theta, 1). \end{cases}$$

By calculation, $\mathbf{E}[p] > 0.63533$:

$$\begin{aligned}
\mathbf{E}[p] &= \mu[1] + \int_{\theta}^1 yf(y)dy \\
&= \mu[1] + \int_{\theta}^1 dy - \int_{2\theta}^1 \ln((y-\theta)/\theta)dy \\
&= \mu[1] + (1-\theta) - ((y-\theta)\ln((y-\theta)/\theta) - y) \Big|_{2\theta}^1 \\
&= \mu[1] + (1-\theta) - (1-\theta)\ln((1-\theta)/\theta) + 1 - 2\theta \\
&> 0.0821 + (1 - 0.36455) - (1 - 0.36455) \cdot 0.5557 + 1 - 2 \cdot 0.36455 \\
&> 0.63533.
\end{aligned}$$

To finish we show $\sup_{z \geq 0} \mathcal{W}(p, z) = \theta \leq 1 - 0.63533$.

By [Lemma 2](#) we restrict to $z \in [0, 1]$. In the tally game defining $\mathcal{W}(p, z)$, let s_1 be the first random sample drawn from p . If $s_1 > z$, then the waste equals z . Otherwise, the process continues recursively with z replaced by $z' = z - s_1$. This gives the recurrence

$$\mathcal{W}(p, z) = z\mu[z, 1] + \int_0^z \mathcal{W}(p, z-y)p(y)dy = z\mu[z, 1] + \int_{\theta}^z \mathcal{W}(p, z-y)p(y)dy.$$

Case (i). For $z \in [0, \theta]$, we have $\Pr[s_1 \geq z] = \mu[z, 1] = 1$, so $\mathcal{W}(p, z) = z \leq \theta$.

Case (ii). Consider $z \in [\theta, 2\theta]$. For $y \in [\theta, z]$, we have $z-y \in [0, \theta]$, so, by Case (i), $\mathcal{W}(p, z-y) = z-y$, and by the recurrence

$$\mathcal{W}(p, z) = z\mu[z, 1] + \int_{\theta}^z (z-y)p(y)dy = z \left(1 - \int_{\theta}^z p(y)dy\right) + \int_{\theta}^z (z-y)p(y)dy = z - z + \theta = \theta.$$

Case (iii). Consider $z \in [2\theta, 1]$. For $y \in [\theta, z]$, we have $z-y \in [0, 2\theta]$, so, by Cases (i) and (ii) and the recurrence,

$$\begin{aligned}
\mathcal{W}(p, z) &= z\mu[z, 1] + \int_{\theta}^{z-\theta} \theta p(y)dy + \int_{z-\theta}^z (z-y)p(y)dy \\
&= z - z \int_{\theta}^{z-\theta} p(y)dy + \int_{\theta}^{z-\theta} \theta p(y)dy - \int_{z-\theta}^z yf(y)dy \\
&= z - (z-\theta) \ln \frac{z-\theta}{\theta} - \int_{z-\theta}^z yf(y)dy \\
&= z - (z-\theta) \ln \frac{z-\theta}{\theta} - \int_{z-\theta}^z dy + \int_{2\theta}^z \ln((y-\theta)/\theta)dy \\
&= (z-\theta) \left(1 - \ln \frac{z-\theta}{\theta}\right) + \int_{2\theta}^z \ln((y-\theta)/\theta)dy \\
&= (z-\theta) \left(1 - \ln \frac{z-\theta}{\theta}\right) + (y-\theta) \ln((y-\theta)/\theta) - 1 \Big|_{2\theta}^z \\
&= (z-\theta) + (2\theta - z) = \theta.
\end{aligned}$$

□

Theorem 1. *JRP-D has a randomized polynomial-time 1.574-approximation algorithm, and the integrality gap of the LP relaxation is at most 1.574.*

Proof. By Lemma 4, for any fractional solution \mathbf{x} , the algorithm Round_p (using the probability distribution p from that lemma) returns a feasible schedule of expected cost at most 1.574 times $\text{cost}(\mathbf{x})$.

To see that the schedule can be computed in polynomial time, note first that the (discrete-time) LP relaxation can be solved in polynomial time. The optimal solution \mathbf{x} is minimal, so each x_t is at most 1, so $\hat{U} = \sum_t x_t$ is at most the number of demands, n . In the algorithm Round_p , each sample from the distribution p from Lemma 4 can be drawn in polynomial time. Each sample is $\Omega(1)$, and the sum of the samples is at most $\hat{U} \leq n$, so the number of samples is $O(n)$. Then, for each retailer ρ , each integral $\mu(\ell_{j-1}^\rho, g)$ in step 3 can be evaluated in constant amortized time per evaluation, so the time per retailer is $O(n)$. \square

For the record, here is the variant of Wald's equation (also known as Wald's identity or Wald's lemma, and a consequence of standard "optional stopping" theorems) that we use above.

Lemma 5 (Wald's equation). *Consider a random experiment that, starting from a fixed start state S_0 , produces a random sequence of states S_1, S_2, S_3, \dots . Let random index $T \in \{0, 1, 2, \dots\}$ be a stopping time for the sequence, that is, for any positive integer t , the event " $T < t$ " is determined by state S_t . Let function $\phi : \{S_t\} \rightarrow \mathbb{R}$ map the states to \mathbb{R} . Suppose that*

- (i) $(\forall t < T) \mathbf{E}[\phi(S_{t+1}) \mid S_t] \geq \phi(S_t) + \xi$ for fixed ξ , and
- (ii) either $(\forall t < T) \phi(S_{t+1}) - \phi(S_t) \geq F$ or $(\forall t < T) \phi(S_{t+1}) - \phi(S_t) \leq F$, for some fixed finite F , and T has finite expectation.

Then, $\xi \mathbf{E}[T] \leq \mathbf{E}[\phi(S_T) - \phi(S_0)]$.

The proof is standard; here it is for completeness.

Proof. For each $t \geq 0$, define random variable $\delta_t = \phi(S_{t+1}) - \phi(S_t)$, so, by assumption (i), $\mathbf{E}[\delta_t \mid S_t] \geq \xi$ for $t < T$. Since the event $T > t$ is determined by S_t , this implies that $\mathbf{E}[\delta_t \mid T > t] \geq \xi$. Then $\phi(S_T) - \phi(S_0)$ equals $\sum_{t < T} \delta_t$, which has expectation

$$\begin{aligned}
& \sum_{\ell \geq 0} \Pr[T = \ell] \cdot \mathbf{E}[\sum_{t < \ell} \delta_t \mid T = \ell] \\
&= \sum_{\ell \geq 0} \sum_{t < \ell} \Pr[T = \ell] \cdot \mathbf{E}[\delta_t \mid T = \ell] \\
&= \sum_{t \geq 0} \sum_{\ell > t} \Pr[T = \ell] \cdot \mathbf{E}[\delta_t \mid T = \ell] \\
&= \sum_{t \geq 0} \Pr[T > t] \cdot \mathbf{E}[\delta_t \mid T > t] \\
&\geq \sum_{t \geq 0} \Pr[T > t] \cdot \xi \\
&= \xi \mathbf{E}[T],
\end{aligned}$$

proving the lemma.

Exchanging the order of summation in the third step above does not change the value of the sum, because (by assumption (ii)) either the sum of all negative terms is at least $\sum_{\ell \geq 0} \sum_{t < \ell} \Pr[T = \ell] c = c \sum_{\ell \geq 0} \ell \Pr[T = \ell] = c \mathbf{E}[T]$, which is finite, or (likewise) the sum of all positive terms is finite. \square

In the applications here, we always have $\xi = \mathcal{Z}(p) > 0$ and $\phi(S_T) - \phi(S_0) \leq U$ for some fixed U . In this case Wald's equation implies $\mathbf{E}[T] \leq U/\mathcal{Z}(p)$.

3 Upper Bound of 1.5 for Equal-Length Periods

In this section, we present a 1.5-approximation algorithm for the case where all the demand periods are of equal length. For convenience, we allow here release times and deadlines to be rational numbers and we assume that all demand periods have length 1.

We denote the input instance by \mathcal{I} . Let the *width* of an instance be the difference between the deadline of the last demand and the release time of the first one. The building block of our approach is an algorithm that creates an optimal solution to an instance of width at most 3. Later, we divide \mathcal{I} into overlapping sub-instances of width 3, solve each of them optimally, and finally show that by aggregating their solutions we obtain a 1.5-approximation for \mathcal{I} .

Lemma 6. *A solution to any instance \mathcal{J} of width at most 3 consisting of unit-length demand periods can be computed in polynomial time.*

Proof. We shift all demands in time, so that \mathcal{J} is entirely contained in interval $[0, 3]$. Recall that C is the warehouse ordering cost and c_ρ is the ordering cost of retailer $\rho \in \{1, 2, \dots, m\}$. Without loss of generality, we can assume that all retailers $1, 2, \dots, m$ have some demands.

Let d_{\min} be the first deadline of a demand from \mathcal{J} and r_{\max} the last release time. If $r_{\max} \leq d_{\min}$, then placing one order at any time from $[r_{\max}, d_{\min}]$ is sufficient (and necessary). Its cost is then equal to $C + \sum_\rho c_\rho$.

Thus, in the following we focus on the case $d_{\min} < r_{\max}$. Any feasible solution has to place an order at or before d_{\min} and at or after r_{\max} . Furthermore, by shifting these orders we may assume that the first and last orders occur exactly at times d_{\min} and r_{\max} , respectively.

The problem is thus to choose a set T of warehouse ordering times that contains d_{\min}, r_{\max} , and possibly other times from the interval (d_{\min}, r_{\max}) , and then to decide, for each retailer ρ , which warehouse orders it joins. Note that $r_{\max} - d_{\min} \leq 1$, and therefore each demand period contains d_{\min}, r_{\max} , or both. Hence, all demands of a retailer ρ can be satisfied by joining the warehouse orders at times d_{\min} and r_{\max} at additional cost of $2c_\rho$. It is possible to reduce the retailer ordering cost to c_ρ if (and only if) there is a warehouse order that occurs within \mathcal{D}_ρ , where \mathcal{D}_ρ is the intersection of all demand periods of retailer ρ . (To this end, \mathcal{D}_ρ has to be non-empty.)

Hence, the optimal cost for \mathcal{J} can be expressed as the sum of four parts:

- (i) the unavoidable ordering cost c_ρ for each retailer ρ ,
- (ii) the additional ordering cost c_ρ for each retailer ρ with empty \mathcal{D}_ρ ,
- (iii) the total warehouse ordering cost $C \cdot |T|$, and
- (iv) the additional ordering cost c_ρ for each retailer ρ whose \mathcal{D}_ρ is non-empty and does not contain any ordering time from T .

As the first two parts of the cost are independent of T , we focus on minimizing the sum of parts (iii) and (iv), which we call the *adjusted cost*. Let $AC(t)$ be the minimum possible adjusted cost associated with the interval $[d_{\min}, t]$ under the assumption that there is an order at time t . Formally,

$AC(t)$ is the minimum, over all choices of sets $T \subseteq [d_{\min}, t]$ that contain d_{\min} and t , of $C \cdot |T| + \sum_{\rho \in Q(T)} c_\rho$, where $Q(T)$ is the set of retailers ρ for which $\mathcal{D}_\rho \neq \emptyset$ and $\mathcal{D}_\rho \subseteq [0, t] - T$. (Note that the second term consists of expenditures that actually occur outside the interval $[d_{\min}, t]$.)

As there are no \mathcal{D}_ρ 's strictly to the left of d_{\min} , $AC(d_{\min}) = C$. Furthermore, to compute $AC(t)$ for any $t \in (d_{\min}, r_{\max}]$, we can express it recursively using the value of $AC(u)$ for $u \in [d_{\min}, t)$ being the warehouse order time immediately preceding t in the set T that realizes $AC(t)$. This gives us the formula

$$AC(t) = C + \min_{u \in [d_{\min}, t)} \left(AC(u) + \sum_{\rho: \emptyset \neq \mathcal{D}_\rho \subset (u, t)} c_\rho \right).$$

In the minimum above, we may restrict computation of $AC(t)$ to t 's and u 's that are ends of demand periods. Hence, the actual values of function $AC(\cdot)$ can be computed by dynamic programming in polynomial time. Finally, the total adjusted cost is equal to $AC(r_{\max})$. Once we computed the minimum adjusted cost, recovering the actual orders can be performed by a straightforward extension of the dynamic programming presented above. \square

Now, we construct an approximate solution for the original instance \mathcal{I} consisting of unit-length demand periods. For $i \in \mathbb{N}$, let \mathcal{I}_i be the sub-instance containing all demands entirely contained in $[i, i + 3)$. By [Lemma 6](#), an optimal solution for \mathcal{I}_i , denoted $A(\mathcal{I}_i)$, can be computed in polynomial time. Let S_0 be the solution created by aggregating $A(\mathcal{I}_0), A(\mathcal{I}_2), A(\mathcal{I}_4), \dots$ and S_1 by aggregating $A(\mathcal{I}_1), A(\mathcal{I}_3), A(\mathcal{I}_5), \dots$. Among solutions S_0 and S_1 , we output the one with the smaller cost.

Theorem 2. *The above algorithm produces a feasible solution of cost at most 1.5 times the optimum cost.*

Proof. Each unit-length demand of instance \mathcal{I} is entirely contained in some \mathcal{I}_{2k} for some $k \in \mathbb{N}$. Hence, it is satisfied in $A(\mathcal{I}_{2k})$, and thus also in S_0 , which yields the feasibility of S_0 . An analogous argument shows the feasibility of S_1 .

To estimate the approximation ratio, we fix an optimal solution OPT for instance \mathcal{I} and let opt_i be the cost of OPT's orders in the interval $[i, i + 1)$. Note that OPT's orders in $[i, i + 3)$ satisfy all demands contained entirely in $[i, i + 3)$. Since $A(\mathcal{I}_i)$ is an optimal solution for these demands, we have $cost(A(\mathcal{I}_i)) \leq opt_i + opt_{i+1} + opt_{i+2}$ and, by taking the sum, we obtain $cost(S_0) + cost(S_1) \leq \sum_i cost(A(\mathcal{I}_i)) \leq 3 \cdot cost(\text{OPT})$. Therefore, either of the two solutions (S_0 or S_1) has cost at most $1.5 \cdot cost(\text{OPT})$. \square

4 Two Lower Bounds

In this section we present two lower bounds on the integrality gap of the LP relaxation from [Section 1](#).

Theorem 3. *The integrality gap of the LP relaxation is:*

- (i) *at least $\frac{1}{2}(1 + \sqrt{2}) \geq 1.207$ for general instances, and*
- (ii) *at least 1.2 for instances with equal-length demand periods.*

We start with a proof idea. Afterwards, in [Section 4.1](#), we present a complete proof of Part (i) followed by a sketch how the lower bound in Part (i) can be increased to 1.245 via a computer-based proof. Finally, in [Section 4.2](#), we give a complete proof of Part (ii).

To show [Theorem 3](#), it is convenient to work with a *continuous-time* variant of the LP, in which the universe \mathcal{U} of allowable release times, deadlines and order times is the entire interval $[0, U]$, where U is the maximum deadline. Time t now is a real number ranging over interval $[0, U]$. A fractional solution is now represented by *functions*, $x : [0, U] \rightarrow \mathbb{R}_{\geq 0}$ and $x^\rho : [0, U] \rightarrow \mathbb{R}_{\geq 0}$, for each retailer ρ . To retain consistency, we will write x_t and x_t^ρ for the values of these functions. For any fractional solution \mathbf{x} , then, in the LP formulation each sum over t is replaced by the appropriate integral. For example, the objective function will now take form $\int_{t=0}^U (C x_t + \sum_{\rho=1}^m c_\rho x_t^\rho)$. By a straightforward limit argument (to be provided in the final version of the paper), the continuous-time LP has the same integrality gap as the discrete-time LP.

(i) The instance used to prove Part (i) of [Theorem 3](#) has $C = 1$ and two retailers numbered (for convenience) 0 and 1, one with $c_0 = 0$ and the other with $c_1 = \sqrt{2}$. We use infinitely many demand periods: for any t , the first retailer has demand periods $[t, t+1]$ and the second retailer has demand periods $[t, t+\sqrt{2}]$. A fractional solution where retailer 0 orders at rate 1 and retailer 1 orders at rate $1/\sqrt{2}$ is feasible and its cost is 2 per time step. Now consider some integral solution. Without loss of generality, retailer 0 orders any time a warehouse order is issued. Retailer 0 must make at least one order per time unit, so his cost (counting the warehouse order cost as his) is 1 per time unit. Retailer 1 must make at least one order in any time interval of length $\sqrt{2}$, so the cost of his orders, not including the warehouse cost, is at least 1 per time unit as well. This already gives us cost 2 per time unit, the same as the optimal fractional cost. But in order to synchronize the orders of retailer 1 with the warehouse orders, the schedule needs to increase either the number of retailer 1's orders or the number of warehouse orders by a constant fraction, thus creating a gap.

(ii) The argument for Part (ii) of [Theorem 3](#) is more involved. We only outline the general idea. Take $C = 1$ and three retailers numbered 0, 1 and 2, each with order cost $c_\rho = \frac{1}{3}$. The idea is to create an analogue of a 3-cycle, which has a fractional vertex cover with all vertices assigned value $\frac{1}{2}$ and total cost $\frac{5}{6}$, while any integral cover requires two vertices. We implement this idea by starting with the following fractional solution x : if $t \bmod 3 = 0$, then $x_t = x_t^0 = x_t^1 = \frac{1}{2}$ and $x_t^2 = 0$; if $t \bmod 3 = 1$, then $x_t = x_t^1 = x_t^2 = \frac{1}{2}$ and $x_t^0 = 0$; if $t \bmod 3 = 2$, then $x_t = x_t^0 = x_t^2 = \frac{1}{2}$ and $x_t^1 = 0$. The cost is $\frac{5}{6}$ per time unit. Then we choose demand periods that x satisfies, but such that, in any (integral) schedule, each retailer must have at least one order in every three time units $\{t, t+1, t+3\}$, and there has to be a warehouse order in every two time units $\{t, t+1\}$. These costs independently add up to $\frac{5}{6}$ per time unit, even ignoring the requirement that retailers have orders only when the warehouse does. To synchronize the orders to meet this additional requirement, any schedule must further increase the order rate by a constant fraction, thus creating a gap.

4.1 Proof of Part (i) of [Theorem 3](#)

We use the continuous-time version of the LP. The universe of times is $\mathcal{U} = [0, U]$, with U arbitrarily large.

The proof uses the following instance. The warehouse ordering cost, C , is 1. The instance has two retailers ($m = 2$) with ordering costs 0 and $\sqrt{2}$, respectively ($(c_1, c_2) = (0, \sqrt{2})$). Each retailer has a demand at every time $t \in \mathcal{U}' = [0, U - \sqrt{2}]$. The first retailer's demands have periods of length 1; the second retailer's demands have periods of length $\sqrt{2}$. Thus, the demand set \mathcal{D} is $\{(1, t, t+1) : t \in \mathcal{U}'\} \cup \{(2, t, t+\sqrt{2}) : t \in \mathcal{U}'\}$.

The fractional solution demonstrating the integrality gap assigns $x_t = x_t^1 = 1$ and $x_t^2 = \sqrt{2}/2$ for all $t \in [0, U]$. This solution costs $1 + \sqrt{2} \cdot (\sqrt{2}/2) = 2$ per time unit, for a total cost of $2(U)$.

To complete the proof, we prove the following lemma. Note that [Theorem 3](#) (i) follows from this lemma, because the lemma implies the ratio $(1 + \sqrt{2})(U - \sqrt{2})/(2U)$, tends to $\frac{1}{2}(1 + \sqrt{2})$ as $U \rightarrow \infty$.

Lemma 3.1 *Every order schedule for this instance costs at least $(1 + \sqrt{2})(U - \sqrt{2})$.*

Proof. Fix any schedule for the instance. Without loss of generality, assume that the orders occur at distinct times, that every order includes the first retailer (with order cost 0), and that the last order includes both retailers.

Consider the time t' of any order that includes both retailers. Let t (where $t < t'$) be the time of the most recent preceding order that also includes both retailers, or let $t = 0$ if there was no such order. We claim that the cost per unit time in the half-open time interval $(t, t']$ is at least $1 + \sqrt{2}$.

The proof of this claim has two cases. First consider the case that the schedule has only the order at time t' during this interval. That is, the schedule pays $1 + \sqrt{2}$ during the interval. In order to satisfy all of retailer 1's demands, it must be that the interval has length at most 1. Thus, during $(t, t']$, the cost per unit time is at least $1 + \sqrt{2}$.

The second case is when there is at least one additional order during $(t, t']$. That order costs at least 1, so the schedule pays at least $2 + \sqrt{2}$ during the interval. In order to satisfy all of retailer 2's demands, it must be that the interval has length at most $\sqrt{2}$. Thus, during $(t, t']$, the cost per unit time is at least $\sqrt{2} + 1$, as claimed.

The final order has to occur at time $U - \sqrt{2}$ or later and, as we just showed, throughout $[0, U - \sqrt{2}]$ the algorithm pays at least $1 + \sqrt{2}$ per unit time. The lemma and the theorem follow. \square

Increasing the lower bound by a computer-based proof. We now sketch how to increase the lower bound slightly to 1.245. We reduce the problem to determining the average edge cost of a walk through a certain large weighted graph, which we calculate computationally by solving a linear program.

We focus on instances where, for each retailer $\rho \in [m]$, the demands are uniform with some given duration $d(\rho) > 0$. That is, the (uncountable) demand set \mathcal{D} is

$$\{(\rho, t, t + d(\rho)) : \rho \in [m], t \in [0, U - d(\rho)]\}$$

where $U = [0, U]$ for some arbitrarily large U .

For any such instance, the fractional solution defined by $x_t^\rho = 1/d(\rho)$ and $x_t = 1/\min_\rho d(\rho)$ for all $t \in [0, U]$ has cost $(U)[C/\min_\rho d(\rho) + \sum_\rho c_\rho/d(\rho)]$.

Next we describe how, given just the vector d of durations for such an instance, to choose the vector c of retailer costs to maximize the integrality gap for the instance. We formulate the latter problem as a linear program, by modeling the possible schedules as walks in a finite graph.

Define the *configuration* of a schedule at time t , where t is the time of any order in the schedule, to be a vector $\phi \in \mathbb{R}_{\geq 0}^m$ where ϕ_ρ is the elapsed time since the most recent order that included retailer ρ (up to and including time t ; if there has been no order including retailer ρ yet, take

$\phi_\rho = t$). The sequence of configurations that a schedule goes through (one for each order) determines the schedule. We only need to consider configurations ϕ where $\phi_\rho < d(\rho)$ for all $\rho \in [m]$, because otherwise one of retailer ρ 's demands would not be met.

If t' is the next time at which an order occurs after time t , and R is the set of retailers in the order at time t' , then the configuration at time t' will be ϕ' where $\phi'_\rho = 0$ if $\rho \in R$ and $\phi'_\rho = \phi_\rho + t' - t > 0$ otherwise. To ensure feasibility, for all $\rho \in [m]$, it must be that $\phi_\rho + t' - t \leq d(\rho)$. Furthermore, we can assume without loss of generality that t' is maximal subject to this constraint (otherwise the order could be delayed without increasing the schedule cost), that is $t' = t + U(\phi)$, where $U(\phi) = \min\{d_\rho - \phi_\rho : \rho \in [m]\}$.

Consider the directed graph where the nodes are the possible configurations, with an edge from configuration ϕ to a configuration ϕ' provided that ϕ and ϕ' relate as described above. That is, for some non-empty subset $R = R(\phi, \phi') \subseteq [m]$ of the retailers, it is the case that $\phi'_\rho = 0$ for $\rho \in R$, and, for all $\rho \notin R$, we have $\phi'_\rho = \phi_\rho + U(\phi) < d_\rho$. If the edge (ϕ, ϕ') exists, we say that the *time elapsed* on the edge is $U(\phi)$ and that the cost of the edge is $\text{cost}(\phi, \phi') = C + \sum_{\rho \in R} c_\rho$.

Fix some rational vector d , and let $G = (V, E)$ be the subgraph induced by nodes reachable from the start configuration $(0, \dots, 0)$. Since d is rational, this subgraph is finite (albeit exponential in m). Explicitly construct the graph G , labeling each edge (ϕ, ϕ') with $U(\phi)$ and $R(\phi, \phi')$.

In the limit, every schedule will incur cost at least λ per time unit iff, for every cycle C in this graph, the sum of the costs of the edges in C is at least λ times the sum of the times elapsed on the edges in C .

We want to choose the vector c to maximize the integrality gap, that is, the ratio of λ to the optimal cost per time unit. The following linear program does this:

Choose c , C , λ , c_ρ , and π to maximize λ subject to

$$c_\rho \geq 0 \quad \forall \rho \in \{1, \dots, m\}$$

$$C \geq 0$$

$$c_\rho \phi, \phi' = C + \sum_{\rho \in R(\phi, \phi')} c_\rho \quad \forall (\phi, \phi') \in E \quad (3)$$

$$\pi_\phi + c_\rho \phi, \phi' - \pi_{\phi'} \geq U(\phi) \lambda \quad \forall (\phi, \phi') \in E \quad (4)$$

$$C / \min_\rho d(\rho) + \sum_\rho c_\rho / d(\rho) \leq 1. \quad (5)$$

Constraint (5) of the linear program is that the fractional solution (described at the start of this section) costs at most 1 per time unit.

We implemented this construction and solved the linear program for various vectors d with small m . For efficiency, we used the following observations. We ordered d so that $d(1) = \min_\rho d(\rho)$. In the linear program above, C and c_1 are interchangeable, so we without loss of generality we constrained c_1 to be 0 (otherwise replace C by $C + c_1$ and c_1 by 0). Then, since $c_1 = 0$, without loss of generality, we assumed that retailer 1 is in every order $R(\phi, \phi')$. We also pruned the graph G using various elementary heuristics, to further reduce the size of G (to speed up the computation).

The best ratio we found was for the vector $d = (6, 7, 8, 9, 11)$. The graph G had about two thousand vertices, and the ratio λ it gave was just above 1.245. C was about 2.49, c_1 was 0, and every other c_ρ was about 1.245.

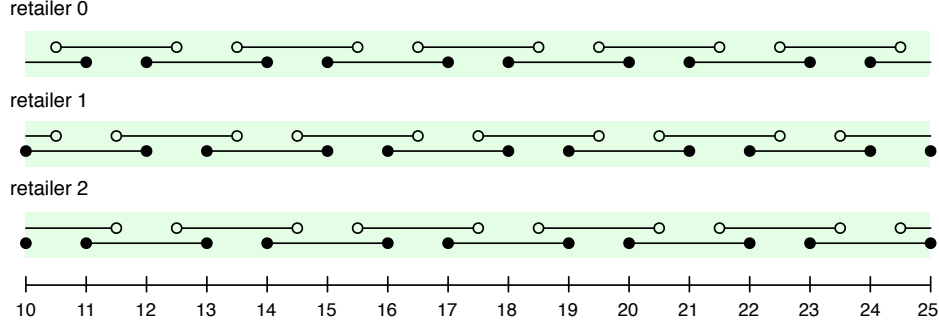


Fig. 3. The demand periods in \mathcal{D} .

4.2 Proof of Part (ii) of Theorem 3

The instance consists of three retailers, numbered (for convenience) 0, 1, 2, with $c_0 = c_1 = c_2 = \frac{1}{3}$. The warehouse ordering cost is $C = 1$. To describe the demand set \mathcal{D} , we will assume that all intervals (demand periods) have length 2 but, to simplify the arguments, we will allow both closed and open intervals, and we will shortly argue that the construction can be modified to work for all intervals closed. Choose some large constant K that is a multiple of 3. (K represents the time horizon for this instance.) For $\rho = 0, 1, 2$, retailer ρ 's demand periods are

$$[3i + \rho, 3i + 2 + \rho] \quad \text{and} \quad (3i - \frac{3}{2} + \rho, 3i + \frac{1}{2} + \rho), \quad \text{for } i = 0, \dots, K/3.$$

Figure 3 shows the demand periods in \mathcal{D} for the three retailers.

To obtain an instance with only closed intervals, replace each open interval by a closed interval slightly shifted to the right, with the shifts increasing over time. Specifically, replace each interval $(x, x + 2)$ by an interval $[x + x/K^2, x + x/K^2 + 2]$. This preserves the intersection pattern of all intervals and it does not affect the values of the optimal fractional and integral solutions (as described below).

There is a fractional solution \mathbf{x} whose cost is $\frac{5}{6}K + O(1)$. This solution, at each integer time t places an order value of $\frac{1}{2}$ for the retailer whose closed interval ends at t and for the retailer whose closed interval starts at t . For all t , the cost of the fractional order at t is $\frac{1}{2}(2 \cdot \frac{1}{3} + 1) = \frac{5}{6}$.

We now consider an integer solution $\hat{\mathbf{x}}$. First we observe that, without loss of generality, orders are placed only at integer times. This is quite simple: any order placed at a fractional time τ can be shifted either left or right to the first integer without changing the set of demands served. Thus from now on we consider only schedules with orders at integer times.

If a retailer ρ has an order at time t , then its next order must be at $t+1$, $t+2$ or $t+3$, because for any t the interval $(t, t+4)$ contains a demand period of ρ . Thus ρ has to make at least $K/3 - O(1)$ orders. Similarly, if there is a warehouse order at time t , then the next order must be at time $t+1$ or $t+2$, because the interval $(t, t+3)$ contains a demand period of some retailer. So the warehouse must place at least $K/2 - O(1)$ orders. The total cost of these forced orders is $\frac{5}{6}K - O(1)$.

We first claim that $\text{cost}(\hat{\mathbf{x}}) > (1 + \sigma)\text{cost}(\mathbf{x})$, for some $\sigma > 0$. Towards contradiction, suppose that $\text{cost}(\hat{\mathbf{x}})/\text{cost}(\mathbf{x}) = 1 + o(1)$. Then, by the paragraph above, there would be a time interval of

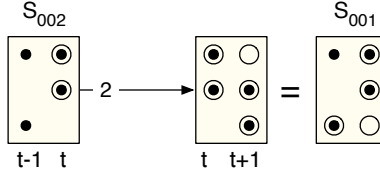


Fig. 4. Graphical representation of configurations and transitions. In this figure, we have configuration S_{002} on the left. At time $t+1$ all retailers issue an order. After permuting the retailers and removing a spurious order (as we only keep track of the last one), the new configuration will be S_{001} . The cost of this transition is $1 + \frac{1}{3} \cdot 3 = 2$.

length $\omega(1)$ in which each retailer has an order at exactly every three time units and the warehouse has orders at exactly every two time units. But this is not possible, as the warehouse must transmit whenever each retailer does.

We analyze the instance defined earlier in this section and some optimal integral solution \hat{x} for this instance. As explained earlier, we can assume that in \hat{x} all orders are at integer times. For each ρ , the times $t = 3i + \rho$ and $3i + 2 + \rho$, that is the endpoints of the closed intervals at ρ , will be called *endpoint times* while the times $t = 3i + \rho + 1$ will be called *inner-point times*. From the feasibility and optimality of \hat{x} , we can assume without loss of generality that \hat{x} satisfies the following conditions:

- (c1) For any ρ , and any two consecutive endpoint times $t, t+1$ of ρ , ρ issues an order in at least one of $t, t+1$. The reason is that ρ has an open interval whose only integral points are $t, t+1$.
- (c2) If t is an inner-point time of ρ , then ρ issues an order at t only if the other two retailers issue an order at t . (Note that t is an endpoint time for the other two retailers.) This follows from the observation that if one of the other retailers does not issue an order at t , then ρ 's order at t can be shifted either left or right, to $t-1$ or $t+1$, without changing the total cost. This is trivial if only ρ issues an order at t . Otherwise, if exactly one other retailer issues an order at t , we can assume by symmetry that $\rho = 0$ and that retailer 1 has an order at t but not retailer 2. Then retailer 2 has an order at $t+1$ (by [Condition \(c1\)](#)), so shifting ρ 's order from t to $t+1$ does not change the cost.
- (c3) If t is an inner-point time of ρ and ρ has an order at t then no other retailer has an order at $t-1$ or $t+1$. This can be justified by a simple exchange argument similar to those above, using [Condition \(c2\)](#).

We will consider a weighted directed graph G and look for a cycle in G of minimum average (per-edge) cost. We will refer to the vertices of G as *configurations* and to edges as *transitions*. At any integer time t , the configuration records when the last order of \hat{x} was issued by each retailer. As explained earlier, this order occurred at one of the times $t, t-1$ or $t-2$. Then any configuration has the form $S_{\sigma_0\sigma_1\sigma_2}$, where the last order of retailer ρ is at $t - \sigma_\rho$, for $\rho = 0, 1, 2$. Suppose that $S_{\sigma_0\sigma_1\sigma_2}$ is the state at time t and $S_{\delta_0\delta_1\delta_2}$ is the state at time $t+1$. Let R be the set of retailers (possibly empty) that have orders at time $t+1$. Then we have a transition from $S_{\sigma_0\sigma_1\sigma_2}$ to $S_{\delta_0\delta_1\delta_2}$ if for any retailer ρ , (i) if $\rho \notin R$ then $\delta_\rho = \sigma_\rho + 1$, and (ii) if $\rho \in R$ then $\delta_\rho = 0$. The cost of this transition is 0 if $R = \emptyset$ and is equal $1 + \frac{1}{3}|R|$ otherwise.

s	S_{000}	S_{001}	S_{002}	S_{021}	S_{022}	S_{101}	S_{102}	S_{111}	S_{121}	S_{122}
$\Phi(s)$	1	1	$\frac{2}{3}$	$\frac{2}{3}$	$\frac{1}{3}$	1	0	0	0	0

By routine (but a bit tedious) verification, we obtain that for any transition (s, s') with cost $c(s, s')$ we have

$$c(s, s') \geq \Phi(s') - \Phi(s) + 1. \quad (6)$$

For any path s_1, \dots, s_K in G , adding inequality (6) for all edges on this path, we obtain that the cost of this path is $K - O(1)$. This implies that the optimal integral cost is at least $K - O(1)$. Combined with our earlier estimate on the fractional cost, this gives us the integrality gap of $1/\frac{5}{6} = 1.2$.

Note that our estimate on the integral cost in the above proof is tight. The cost of $K - O(1)$ can actually be attained on cycles $S_{000} \rightarrow S_{111} \rightarrow S_{000}$ or $S_{101} \rightarrow S_{122} \rightarrow S_{002} \rightarrow S_{101}$ or $S_{121} \rightarrow S_{022} \rightarrow S_{001} \rightarrow S_{121}$.

5 APX Hardness for Unit Demand Periods

Theorem 4. *JRP-D is APX-hard even if restricted to instances with unit demand periods and with at most four demands per retailer.*

Let JRP-D_{E4} be the restriction of JRP-D where each retailer has at most four demands and all demand periods are of the same length. We show that JRP-D_{E4} is APX-hard, using the result by Alimonti and Kann [1] that Vertex Cover is APX-hard even for cubic graphs. Roughly speaking, on the basis of any cubic graph $G = (V, E)$ with n vertices (where n is even) and $m = 1.5n$ edges, in polynomial time we construct an instance \mathcal{J}_G of JRP-D_{E4}, such that the existence of a vertex cover for G of size at most K is equivalent to the existence of an order schedule for \mathcal{J}_G of cost at most $10.5n + K + 6$ (and such equivalence can be shown by polynomial-time mappings between solutions).

The construction needed for Theorem 4 consists of gadgets that represent G 's vertices and edges. The main challenge, related to the equal-length restriction, is in “transmitting information” along the time axis about the vertices chosen for a vertex cover. We resolve it by having each vertex represented twice and assuring consistency via an appropriate sub-gadget.

Construction of instance \mathcal{J}_G . In the following, we fix a cubic graph G with vertices v_0, \dots, v_{n-1} and edges e_0, \dots, e_{m-1} . We construct \mathcal{J}_G consisting of $1 + m + 3n$ retailers, where all the ordering costs are 1, that is $C = 1$ and $c_\rho = 1$ for all ρ 's. Each retailer has at most four demands and all demand periods are of length $4m$.

With each edge e_j we will associate a pair of time points $2j, 2j + 1$, each corresponding to an endpoint of e_j . For each vertex v_i , let $e_{j_0(i)}, e_{j_1(i)}$ and $e_{j_2(i)}$ be the three edges incident to v_i . Vertex v_i will be associated with four time points. One of these points is $\beta_i = 8m - i$, and the other three points are those that represent v_i in the point pairs corresponding to edges. Specifically, for $a \in \{0, 1, 2\}$, if $e_{j_a(i)} = (v_i, v_{i'})$ then let $\alpha_{i,a} = 2j_a(i)$ if $i < i'$, otherwise let $\alpha_{i,a} = 2j_a(i) + 1$. These three other points are then $\alpha_{i,0}, \alpha_{i,1}$ and $\alpha_{i,2}$.

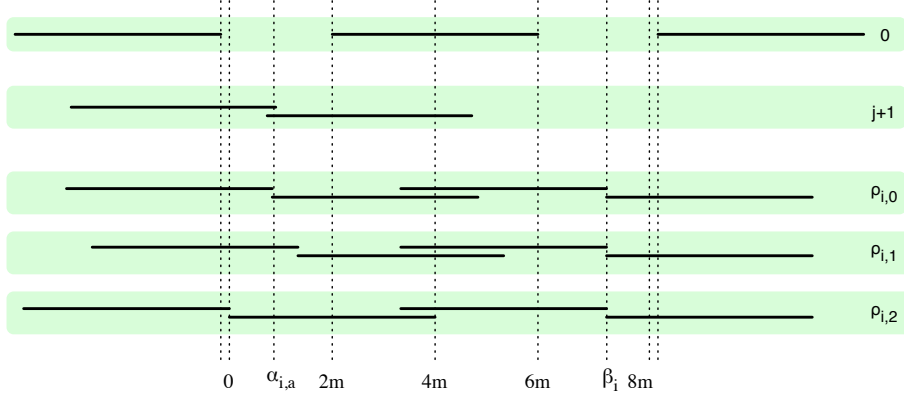


Fig. 6. The construction of instance \mathcal{J}_G . The figure shows the support gadget SG, an edge gadget EG_j and a vertex gadget VG_i . Shaded regions represent retailers. Thick horizontal intervals represent demand periods.

\mathcal{J}_G will consist of $1 + n + m$ gadgets: a *vertex gadget* VG_i for each vertex v_i , an *edge gadget* EG_j for each edge e_j , and one special *support gadget* SG. We now describe these gadgets (see also Figure 6 for reference).

The support gadget. SG consists simply of one retailer 0 with three demands $(0, -4m - 1, -1)$, $(0, 2m, 6m)$ and $(0, 8m + 1, 12m + 1)$. Retailer 0 does not have any other demands. Since the demand periods of retailer 0 are disjoint, they will require three orders. We will show later that these orders can be assumed to be at times -1 , $4m$ and $8m + 1$.

Edge gadgets. For any edge e_j , EG_j consists of retailer $j+1$ with demands $(j+1, 2j+1-4m, 2j+1)$ and $(j+1, 2j, 2j+4m)$. Retailers $1, 2, \dots, m$ will not contain any other demands. The demands of each such retailer $j+1$ can be satisfied with one order in the interval $[2j, 2j+1]$. If there is no such order, two orders are needed.

Vertex gadgets. For any vertex v_i , VG_i will involve three retailers $\rho_{i,a} = m + 1 + 3i + a$, for $a = 0, 1, 2$, and their demands. Each retailer $\rho_{i,a}$ will have four demands:

$$\begin{aligned} &(\rho_{i,a}, \alpha_{i,a} - 4m, \alpha_{i,a}), (\rho_{i,a}, \alpha_{i,a}, \alpha_{i,a} + 4m), \\ &(\rho_{i,a}, \beta_i - 4m, \beta_i), \text{ and } (\rho_{i,a}, \beta_i, \beta_i + 4m). \end{aligned}$$

For ease of reference, we will denote the periods of these four demands as $Q_{i,a}^0$, $Q_{i,a}^1$, $Q_{i,a}^2$ and $Q_{i,a}^3$, in the order listed above. Note that $Q_{i,a}^0 \cap Q_{i,a}^1 = \{\alpha_{i,a}\}$, $Q_{i,a}^1 \cap Q_{i,a}^2 = [\beta_i - 4m, \alpha_{i,a} + 4m] \neq \emptyset$, $Q_{i,a}^2 \cap Q_{i,a}^3 = \{\beta_i\}$, and that other pairs of demand periods of retailer $\rho_{i,a}$ are disjoint. The important property of retailer $\rho_{i,a}$ is that it requires two orders, and that the only way to satisfy his demands by two orders is when these orders are at $\alpha_{i,a}$ and β_i . There are infinitely many ways to satisfy $\rho_{i,a}$'s demands with three orders. In particular, orders at times -1 , $4m$ and $8m + 1$ work, and these times will be used in our construction for this purpose.

Lemma 4.1 *If G has a vertex cover U of size K , then there is an order schedule for \mathcal{J}_G of cost at most $10.5n + K + 6$.*

Proof. To construct a schedule for \mathcal{J}_G , we first include warehouse orders at times -1 , $4m$ and $8m + 1$, and each of them is joined by retailer 0 (of gadget SG). This incurs the cost of 6.

Next, consider a vertex v_i and the associated gadget VG_i . If $v_i \notin U$, have retailers $\rho_{i,0}$, $\rho_{i,1}$ and $\rho_{i,2}$ join warehouse orders at times -1 , $4m$ and $8m + 1$. The additional cost for VG_i is then 9. If $v_i \in U$, for each $i = 0, 1, 2$ we make two orders from retailer $\rho_{i,a}$, one at $\alpha_{i,a}$ and one at β_i . Since the warehouse order at β_i is shared between these three retailers, the additional cost for VG_i is $1 + 3(1 + 2) = 10$. As U is a vertex cover, the choices we made for vertex gadgets imply that, for each edge e_j , there is now a warehouse order at a time $t \in \{2j, 2j + 1\}$, that corresponds to a vertex that covers e_j . We can thus have retailer $j + 1$ of EG_j join this order at cost 1. Thus, the total cost is $6 + 9(n - K) + 10K + m = 10.5n + K + 6$, as required. \square

Recovering a vertex cover from an order schedule. We now want to show that from any order schedule of cost $10.5n + K + 6$ for \mathcal{J}_G we can compute a vertex cover of G of size K . This part takes some additional work, as we would like to assume that the given order schedule S is in the following normal form:

- (nf1) S has warehouse orders at times -1 , $4m$ and $8m + 1$, and these orders are used by retailer 0.
- (nf2) For each edge gadget EG_j , S has an order at a time $t \in \{2j, 2j + 1\}$ that involves retailer $j + 1$.
- (nf3) For each vertex gadget VG_i , one of the following two conditions holds:
 - S has orders of retailer $\rho_{i,a}$ at times β_i and $\alpha_{i,a}$, for each $a = 0, 1, 2$.
 - S has orders from retailer $\rho_{i,a}$ at times -1 , $4m$ and $8m + 1$, and there are no warehouse orders at times β_i and $\alpha_{i,a}$, for each $a = 0, 1, 2$.
- (nf4) There are no other orders in S .

The following lemma states that we may assume an order schedule to be in the normal form, without loss of generality.

Lemma 4.2 *For any order schedule S for \mathcal{J}_G , we can compute a normal-form schedule S' whose cost is at most the cost of S .*

Proof. We prove this claim by gradually modifying S to obtain S' . We can assume that orders occur only at endpoints of demand periods. We can also assume that the first order is at the earliest deadline and the last order is at the latest release time. Therefore we can assume that S has orders at times -1 and $8m + 1$. Because of demand $(0, 2m, 6m)$, there must be an order between $2m$ and $6m$, let's say at time t . There are no demand periods ending in $[2m, 4m)$, so if $2m \leq t < 4m$, we can shift the order at t rightward to $4m$. Similarly, there are no demand periods starting in $(4m, 6m]$, so if $4m < t \leq 6m$ then we can shift the order at t leftward to $4m$. This does not increase the cost. This way we will have an order at time $4m$ and no other orders in the interval $[2m, 6m]$. The resulting schedule satisfies [Property \(nf1\)](#).

Next, consider any edge gadget EG_j . If retailer $j + 1$ is not involved in an order at time $2j$ or $2j + 1$, then it must be involved in two orders, one before $2j$ and the other after $2j + 1$. We can remove him from these two orders and place an order at time $2j$ (or $2j + 1$) without increasing the cost. The resulting schedule satisfies [Property \(nf2\)](#).

Finally, consider any vertex gadget VG_i . Suppose that S has a warehouse order at time β_i . Let $a \in \{0, 1, 2\}$. We can assume that retailer $\rho_{i,a}$ participates in the order at time β_i , since otherwise

we can replace his order at any later time (there must be one in the demand period $Q_{i,a}^3$) by the order at β_i . Suppose that S does not have an order from retailer $\rho_{i,a}$ at time $\alpha_{i,a}$. Then retailer $\rho_{i,a}$ must participate in at least two orders in addition to that at β_i . We can remove him from these two orders and add an order from $\rho_{i,a}$ at time $\alpha_{i,a}$ (or have $\rho_{i,a}$ join the warehouse order at time $\alpha_{i,a}$ if it already exists). This operation does not increase the cost. We have thus shown that if there is a warehouse order at time β_i then, without loss of generality, we can assume that each retailer $\rho_{i,a}$, for $a = 0, 1, 2$, has orders at times $\alpha_{i,a}$ and β_i , and no other orders.

Suppose that S does not have an order at time β_i , and that for some $a \in \{0, 1, 2\}$ it has an order at time $\alpha_{i,a}$ that does not involve $\rho_{i,a}$. In this case $\rho_{i,a}$ must be in three orders. We can remove him from these orders, add him to the warehouse order at $\alpha_{i,a}$, and add a new order β_i . The cost of the added orders is at most 3, so the overall cost will not increase. By the previous paragraph, we can then assume that for each of the other two retailers $\rho_{i,a'}$ of VG_i , $a' \neq a$, he also has exactly orders, at $\alpha_{i,a'}$ and β_i .

The two paragraphs above show that either we can modify S so that the orders from VG_i satisfy the first condition in [Property \(nf3\)](#), or there are no warehouse orders at times β_i , $\alpha_{i,0}$, $\alpha_{i,1}$ and $\alpha_{i,2}$. In the latter case though, each retailer $\rho_{i,0}$, $\rho_{i,1}$, $\rho_{i,2}$ must be in three orders, which, without loss of generality, are those at times -1 , $4m$ and $8m + 1$, i.e., VG_i satisfies the second condition in [Property \(nf3\)](#).

As the orders described in the proof above are the only necessary orders, [Property \(nf4\)](#) holds as well and the lemma follows. \square

Lemma 4.3 *On the basis of an order schedule S for \mathcal{J}_G of cost $10.5n + K + 6$, we can construct in polynomial time a vertex cover of G of size K .*

Proof. By [Lemma 4.2](#), we can assume that S is in the normal form. For such schedules it is easy to compute the cost. Suppose that S has ℓ orders in the interval $(6m, 8m]$, that is at times β_i . For each v_i for which S has an order at β_i , we pay 1 for the warehouse cost at β_i , for each edge $e_{j_a(i)}$ incident to v_i retailer $\rho_{i,a}$ pays cost of 2 and we pay 1 more for the warehouse cost at $\alpha_{i,a}$. So the total cost associated with such v_i 's is 10ℓ . For each i for which S does not have an order at β_i we pay 9 for the retailer cost (3 for each $\rho_{i,a}$). So the cost associated with such v_i 's is $9(n - \ell)$. We then have additional cost $m = 1.5n$ for the retailer cost of the gadgets EG_j , plus 3 for the warehouse cost at -1 , $4m$, $8m + 1$ and 3 for the retailer cost for gadget SG at these times. This gives us total cost $10.5n + \ell + 6$, and we can conclude that we must have $\ell = K$.

Define now U to be the set of those vertices v_i for which S makes an order at time β_i from the retailers in VG_i . Consider some edge e_j . Using the normal form, we first obtain that there is an order at time $2j$ or $2j + 1$, say at $2j$. Choose i and a for which $2j = \alpha_{i,a}$. By the normal form, gadget VG_i satisfies the first condition in [Property \(nf3\)](#), which in turn implies that $v_i \in U$. This shows that each edge e_j is covered by U , so G has a vertex cover of size K . \square

Finally, we may now prove [Theorem 4](#) itself.

Proof (of Theorem 4). By [\[1\]](#), there exists an $\epsilon > 0$, such that there is no polynomial-time $(1 + \epsilon)$ -approximation algorithm for the vertex cover problem in cubic graphs, unless $\mathbb{P} = \text{NP}$. Towards a contradiction, assume that we can compute in polynomial-time a $(1 + \epsilon/24)$ -approximation for JRP-D_{E4} . Fix any cubic graph G of $n \geq 6$ vertices and m edges with a vertex cover of size K and

construct an instance \mathcal{J}_G . By Lemma 4.1, \mathcal{J}_G has an order schedule of cost at most $10.5n + K + 6$, so our approximation algorithm finds a schedule of cost $C \leq (1 + \epsilon/24) \cdot (10.5n + K + 6)$. As the graph is cubic, $K \geq m/3 = n/2$, and therefore $10.5n + 6 \leq 11.5n \leq 23K$. Thus, $C \leq 10.5n + (1 + \epsilon)K + 6$. (In fact, as all the costs are integers, the obtained order schedule has cost at most $10.5n + \lfloor (1 + \epsilon)K \rfloor + 6$.) Finally, we may use the construction of Lemma 4.3 to compute a vertex cover for G of size at most $\lfloor (1 + \epsilon)K \rfloor$, which contradicts the result of [1]. \square

6 Final Comments

The integrality gap for standard JRP-D LP relaxation is between 1.245 and 1.574. We conjecture that neither bound is tight, but that the refined distribution for the tally game given here is essentially optimal, so that improving the upper bound will require a different approach.

There is a simple algorithm for JRP-D that provides a $(1, 2)$ -approximation, in the following sense: its warehouse order cost is not larger than that in the optimum, while its retailer order cost is at most twice that in the optimum [11]. One can then try to balance the two approaches by choosing each algorithm with a certain probability. This simple approach does not improve the ratio. But it may be possible to achieve a better ratio if, instead of using our algorithm as presented, we appropriately adjust the probability distribution.

If we parametrize JRP-D by the maximum number p of demand periods of each retailer, its complexity status is essentially resolved: for $p \geq 3$ the problem is APX-hard [11], while for $p \leq 2$ it can be solved in polynomial time (by a greedy algorithm for $p = 1$ and dynamic programming for $p = 2$). In case of equal-length demand periods, we showed that the problem is APX-hard for $p \geq 4$, but the case $p = 3$ remains open, and it would be nice to settle this case as well. We conjecture that in this case the problem is NP-complete.

Acknowledgements. We would like to thank Łukasz Jeż, Jiří Sgall, and Grzegorz Stachowiak for stimulating discussions and useful comments.

References

1. Alimonti, P., Kann, V.: Some APX-completeness results for cubic graphs. *Theoretical Computer Science* **237**(1–2) (2000) 123–134
2. Arkin, E., Joneja, D., Roundy, R.: Computational complexity of uncapacitated multi-echelon production planning problems. *Operations Research Letters* **8**(2) (1989) 61–66
3. Becchetti, L., Marchetti-Spaccamela, A., Vitaletti, A., Korteweg, P., Skutella, M., Stougie, L.: Latency-constrained aggregation in sensor networks. *ACM Transactions on Algorithms* **6**(1) (2009) 13:1–13:20
4. Brito, C., Koutsoupias, E., Vaya, S.: Competitive analysis of organization networks or multicast acknowledgement: How much to wait? In: *Proc. of the 15th ACM-SIAM Symp. on Discrete Algorithms (SODA)*. (2004) 627–635
5. Buchbinder, N., Kimbrel, T., Levi, R., Makarychev, K., Sviridenko, M.: Online make-to-order joint replenishment model: Primal dual competitive algorithms. In: *Proc. of the 19th ACM-SIAM Symp. on Discrete Algorithms (SODA)*. (2008) 952–961
6. Khanna, S., Naor, J., Raz, D.: Control message aggregation in group communication protocols. In: *Proc. of the 29th Int. Colloq. on Automata, Languages and Programming (ICALP)*. (2002) 135–146
7. Levi, R., Roundy, R., Shmoys, D.B.: A constant approximation algorithm for the one-warehouse multi-retailer problem. In: *Proc. of the 16th ACM-SIAM Symp. on Discrete Algorithms (SODA)*. (2005) 365–374
8. Levi, R., Roundy, R., Shmoys, D.B.: Primal-dual algorithms for deterministic inventory problems. *Mathematics of Operations Research* **31**(2) (2006) 267–284

9. Levi, R., Roundy, R., Shmoys, D.B., Sviridenko, M.: A constant approximation algorithm for the one-warehouse multiretailer problem. *Management Science* **54**(4) (2008) 763–776
10. Levi, R., Sviridenko, M.: Improved approximation algorithm for the one-warehouse multi-retailer problem. In: *Proc. of the 9th Int. Workshop on Approximation Algorithms for Combinatorial Optimization (APPROX)*. (2006) 188–199
11. Nonner, T., Souza, A.: Approximating the joint replenishment problem with deadlines. *Discrete Mathematics, Algorithms and Applications* **1**(2) (2009) 153–174